


FLORIDA STATE

2022 FOOTBALL GAMEDAY



VS.



VS. LOUISIANA


12:00 PM | 11-19



Allstate®

**Get the right defense
for the right price.
Switch and save
with Allstate.**

Based on average annual savings of new customers surveyed in 2021 who reported auto savings when switching to Allstate. In most states, prices vary based on how you buy.
© 2022 Allstate Insurance Company, 3100 Sanders Road, Northbrook, IL 60062. Marks are registered trademarks of their respective owners.





FLORIDA STATE vs. LOUISIANA

- Florida State moved up to 20th in both the AP and Coaches polls this week after its 38-3 win at Syracuse, which was FSU's ACC-best fourth 30-point victory this season. The Seminoles are the only P5 team with two 30-point wins on the road and one of only four P5 programs - along with Ohio State, Tennessee and Georgia - with three 30-point victories in conference play.
- FSU is the first ACC school to allow 65 or fewer passing yards to back-to-back conference opponents in records dating back to 2000 (62 at Miami, 65 at Syracuse; the two lowest passing outputs among ACC offenses this season) and the first team to hold consecutive FBS opponents to 65 passing yards or less since Appalachian State in 2019.
- During its current three-game winning streak, Florida State has outscored its opponents 124-22 while outgaining them 1,516-612 in total offense. The Seminoles are averaging 235.0 rushing yards and 270.3 passing yards per game while holding opponents to 95.7 rushing yards and 108.3 passing yards per game. Florida State has completed 72.1 percent of its passes and is 15-of-16 on red zone opportunities in that stretch.
- FSU leads the nation with seven touchdown drives of 90+ yards and is 2nd nationally with 15 touchdown drives of 80+ yards this season. The Seminoles also rank 3rd in explosive play rate differential, trailing only Georgia and Ohio State, with an offense explosive play rate of 16.62 percent that ranks 6th nationally and a defense explosive plays allowed rate of 8.98 percent that is 12th in the country (via ESPN Stats & Info).



Coca-Cola®

Real Magic™





QUICK HITS

Florida State is one of four teams in the nation that ranks in the top-20 in both total offense and total defense, along with Georgia, Ohio State and Alabama. Florida State, Georgia and Ohio State are the only teams ranked in the top-10 in yards per play on offense and defense. The Seminoles are 10th nationally with an average of 6.89 yards per play on offense and 10th with an average of 4.62 yards allowed per play on defense. FSU is 11th in the country allowing an average of 293.6 yards per game on defense and 16th in the country with 477.1 yards of total offense per game.

FSU is one of four teams in the country, and the only team in the ACC, averaging at least 260 yards of passing offense and at least 210 yards of rushing offense per game this season. Of the three ACC teams averaging better than 260 yards of passing offense, the next-closest rushing offense is North Carolina's 163.9 rushing yards per game.

Florida State is 1st in the ACC and 2nd in the country in pass defense, holding opponents to an average of 155.0 yards per game through the air. The Seminoles also are 1st in the ACC and rank 7th nationally holding opponents to an average of 5.9 yards per pass attempt.

Florida State has scored on 14 of 20 first drives of a half this season, with 13 touchdowns on those 14 scoring drives for a total of 92 points. The Seminoles lead the ACC and are tied for 2nd in the country in touchdown rate on opening drives of a half (via ESPN Stats & Info).

FSU has rushed for at least 200 yards in five straight games, the program's longest streak since starting the 1995 season with six consecutive 200-yard games. The Seminoles lead the ACC in yards per rush and rushing offense, with their average of 5.53 yards per rush 11th nationally, and their average of 213.6 rushing yards per game 16th.

Florida State is one of two teams in the country that is ranked in the top-25 in kickoff return average, punt return average and punt return defense. FSU is 7th in the country and 3rd in the ACC with an average of 24.77 yards per kickoff return, is 2nd in the conference and 17th in the nation allowing an average of 3.38 yards per punt return and is 3rd in the conference and 22nd nationally with an average of 11.83 yards per punt return.

Florida State's defense has held opponents to an average of 129.6 yards of total offense in the first half, with opponents gaining only 55.9 yards rushing and 73.7 yards passing in the first 30 minutes. The Seminoles are outscoring opponents 195-81 in the first half and have held seven opponents to three or fewer first-half points.

Mike Norvell is 18-5 (.783) in November, including 2-0 this season, with an average margin of victory of 40.6-25.5.



2022 ACC BOWL PARTNERS

COLLEGE FOOTBALL PLAYOFF

12.30 | 7:30/8 PM
ESPN

HOME OF THE ACC CHAMPION
* Next highest ranked ACC team
if ACC team(s) in playoff.

1.2 | 1 PM
ESPN

NEW YEAR'S SIX

12.31 | 4/8 PM
ESPN

SEMI-FINALS

12.31 | 4/8 PM
ESPN

FINAL

1.9 | 8 PM
ESPN

BOWL SEASON

1.2 | NOON
ESPN2

12.29 | 5:30 PM
ESPN

TBD

12.30 | 3:30 PM
ESPN

12.29 | 2 PM
ESPN

12.30 | NOON
ESPN

12.30 | 2 PM
CBS

12.17 | 11 AM
ESPN

12.23 | TBD
ESPN

12.27 | 3:15/6:45 PM
ESPN

12.28 | 2 PM
ESPN

THEACC.COM/BOWLS

7-3 (5-3)
ACC



vs. DUQUESNE

AUGUST 27

47-7
TV: ACC NETWORK



vs. LSU

SEPTEMBER 4

24-23
TV: ABC



@ LOUISVILLE

SEPTEMBER 16

35-31
TV: ESPN



vs. BOSTON COLLEGE

SEPTEMBER 24

44-14
TV: ACC NETWORK



vs. WAKE FOREST

OCTOBER 1

21-31
TV: ABC



@ NC STATE

OCTOBER 8

17-19
TV: ACC NETWORK



vs. CLEMSON

OCTOBER 15

28-34
TV: ABC



vs. GEORGIA TECH

OCTOBER 29

41-16
TV: ACC NETWORK



@ MIAMI

NOVEMBER 5

45-3
TV: ABC



@ SYRACUSE

NOVEMBER 12

38-3
TV: ACC NETWORK



vs. LOUISIANA

NOVEMBER 19

12:00PM
TV: RSN



vs. FLORIDA

NOVEMBER 25

7:30PM
TV: ABC




Become a Green Business.



Benefits of solar power for businesses:

- Enjoy Low Maintenance and High Reliability
- Minimize Carbon Footprint
- Attain Potential Tax Credits
- Positive Return on Investment

























The background of the lower half of the page is a photograph of a modern urban landscape. In the foreground, there are rows of solar panels on a roof. Behind them, there are lush green trees and several tall, modern glass skyscrapers under a clear blue sky. A large, stylized green and grey graphic element, consisting of overlapping diagonal shapes, is positioned on the left side of the page, partially overlapping the text and the background image.

Learn
more about
our commercial
solar options.

www.enerformsolutions.com

5-5 (3-4)
SUN BELT

LAGIN®
CAJUNS

	vs. SOUTHEASTERN LOUISIANA 24-7	
	SEPTEMBER 3	
	vs. EASTERN MICHIGAN 49-21	
	SEPTEMBER 10	
	@ RICE 21-33	
	SEPTEMBER 17	
	@ ULM 22-20	
	SEPTEMBER 24	
	vs. SOUTH ALABAMA 17-20	
	OCTOBER 1	
	@ MARSHALL 23-13	
	OCTOBER 12	
	vs. ARKANSAS STATE 38-18	
	OCTOBER 22	
	@ SOUTHERN MISS 24-39	
	OCTOBER 29	
	vs. TROY 17-23	
	NOVEMBER 5	
	vs. GEORGIA SOUTHERN 36-17	
	NOVEMBER 10	
	@ FLORIDA STATE 12:00PM	
	NOVEMBER 19	
	@ TEXAS STATE 4:00PM	
	NOVEMBER 26	



DECEMBER 3

BANK OF AMERICA STADIUM



THEACC.COM | @ACCSPORTS | @ACCFootball

STATISTICAL COMPARISON



FLORIDA STATE SEMINOLES



	<i>FLORIDA STATE</i>	<i>OPPONENTS</i>
POINTS PER GAME	34.0	18.1
YARDS PER GAME	477.1	293.6
PASSING YPG	263.5	155.0
RUSHING YPG	213.6	138.6

LOUISIANA RAGIN' CAJUNS



	<i>LOUISIANA</i>	<i>OPPONENTS</i>
POINTS PER GAME	26.6	21.2
YARDS PER GAME	368.7	354.3
PASSING YPG	226.9	231.0
RUSHING YPG	141.8	123.3



THE OFFICIAL EMPANADAS OF
FLORIDA STATE ATHLETICS

GO NOLES®

CLICK HERE TO LEARN MORE!



QB #13

JORDAN TRAVIS

- Redshirt junior **Jordan Travis** became the second player in school history - and first since Red Parish in 1949 - with a rushing, passing and receiving touchdown in the same game when he accomplished the feat in FSU's 38-3 win at Syracuse. Travis completed 21-of-23 passes against the Orange for a career-best 91.3 completion percentage; it was his fourth consecutive game with at least three touchdowns and one or fewer turnover, joining Jameis Winston as the only FSU QBs over the past 19 years to do that.
- In the first half at Syracuse, Travis was 17-for-18 passing with two touchdowns, completing the final 12 passes of the half, his most consecutive completions in his career - topping his 11 straight completions to start the Louisville game this year. Twelve Noles caught at least one pass against the Orange.
- Travis became the 13th 5,000-yard passer at Florida State in the win and enters the Louisiana game with 5,088 passing yards at FSU; he is 11th in program history with 41 touchdown passes and 13th with 377 completions.
- On the ground, Travis is FSU's leading career rusher among quarterbacks, with 1,563 yards and 20 touchdowns. His 20 rushing touchdowns rank 12th overall in FSU history, tied with James Wilder Jr. (2011-13) and Mark Lyles (1976-79).
- Including his 40 rushing yards and 71 passing yards at Louisville in 2018, Travis is one of nine active players with at least 5,000 passing yards (5,159) and 1,500 rushing yards (1,603) in FBS.
- Travis was 10-for-12 for 202 yards and three touchdowns at Miami, one of four games this season he has tied his career high passing touchdowns.
- Travis is top four among ACC quarterbacks in yards per completion, yards per attempt, points responsible for, passing efficiency, passing yards, total offense, completion percentage, passing touchdowns and passing yards per game. He has completed at least 60 percent of his passes in 11 of his last 14 games.



Come for the tailgates, the triumphs and everything you love about the ACC. Come for the culture, the camaraderie and unrivaled coverage, year-round. Come for more than the game. **Come for it all.**



Join us @ACCNetwork





RB #3

TREY BENSON

- With 230 rushing yards at Syracuse, Florida State has rushed for over 200 yards in five consecutive games, its longest streak since opening the 1995 season with six straight.
- The Noles have six 200-yard rushing games this season, including a season-high 406 yards against Duquesne that is the 3rd-most for any Power 5 team this season. FSU leads the ACC with 213.60 rushing yards per game and 5.53 yards per carry.
- In its current streak, FSU ran for 206 yards against No. 14 NC State and No. 4 Clemson, who both entered the game in the Top 20 in rushing defense; 246 yards against Georgia Tech; and 229 yards against Miami, who allowed just 113.5 rush yards per game. Syracuse was allowing 141.1 rush yards per game before FSU ran for 230.
- **Trey Benson is 2nd in the country, averaging 7.37 yards per carry.** He has run over 100 yards and set a career high in three consecutive games after rushing for 163 yards on 18 carries (9.1 ypc) at Syracuse. It was the most rushing yards for a Seminole in an ACC road game since Dalvin Cook's 225 at Syracuse in 2016 (Cook was also the last player with three consecutive 100-yard rushing games). Benson's 163 yards are the most for an ACC player on the road this season.
- On November 5, Benson ran for 128 yards and two touchdowns at Miami; against Georgia Tech on October 29, Benson had 111 rushing yards and two touchdowns in his first career start. He was named the ACC Running Back of the Week for both games, the first Seminole to win the award in consecutive weeks.
- Benson and Lawrence Toafili are tied for the team lead with five rushing touchdowns. Benson's final run at Syracuse gave him 166 all-purpose yards for the game and 1,000 for his career.



ALL NATURAL
SUPER PREMIUM
FROZEN CUSTARD

SHAKE'S



FEATURING THE

**SHAKE'S SEMINOLE
BROWNIE SWIRL**


FUDGE BROWNIE, CARAMEL, REESE'S CUPS,
CHOCOLATE FROZEN CUSTARD

LOOK FOR US IN THE STADIUM!

CHOCOLATE CHIP
COOKIE DOUGH

OREO

STRAWBERRIES



WR #14

JOHNNY WILSON

- Florida State has had seven different players lead (or co-lead) the team in receiving yards this season after **Ja'Khi Douglas** caught three passes for 43 yards at Syracuse.
- **Johnny Wilson** is 2nd in the ACC and 9th nationally with 197 yards per reception. Wilson leads FSU with 33 catches, 649 yards and five receiving touchdowns.
- At Louisville, Wilson was named ACC Receiver of the Week after setting career highs with seven catches, 149 yards and two touchdowns, both in the fourth quarter of FSU's 35-31 win.
- Wilson caught a 69-yard pass from **Tate Rodemaker** against the Cardinals. On the next play, Wilson caught a 10-yard touchdown. In the fourth quarter, Wilson caught a two-yard touchdown from Rodemaker on 3rd-and-goal that proved to be the game winner.
- Wilson's 149 receiving yards were the most for any Seminole receiver since 2019 and the 2nd-most in FSU's 23-game series against Louisville (Kermit Whitfield, 172 in 2015).
- Against the Yellow Jackets, Wilson caught a 78-yard touchdown from **Jordan Travis**, the longest catch in Wilson's career and Travis's longest completion. It was FSU's longest offensive play of the season and the longest pass for the Noles since a 91-yard completion in the 2019 Sun Bowl.
- Wilson led FSU against Georgia Tech with 111 receiving yards, his second career 100-yard game.



DE #5

JARED VERSE

- Defensive end **Jared Verse** leads FSU with 13.0 tackles for loss and 6.5 sacks, leading the ACC in sacks per game (0.72) and TFL per game (1.44). After missing the previous game-and-a-half due to injury, Verse had 2.5 tackles for loss and 1.0 sack against No. 22 Wake Forest. He played just 23 snaps against the Demon Deacons.

- **Verse is 9th nationally in tackles for loss. He is the only player from the ACC and one of three from a Power 5 conference with**

three games of 2.5 tackles for loss this season.

- At Miami, Verse had a 12-yard sack and returned a fumble 10 yards, the first fumble recovery of his career. FSU's four takeaways at Miami were a season high. Verse added a six-yard sack at Syracuse and was one of three Noles to lead the team with four tackles.
- In a breakout game against LSU, all three

of Verse's tackles were behind the line of scrimmage - 2.0 sacks and 2.5 tackles for loss. He also blocked a field goal in the second quarter, FSU's first since the 2020 season opener against Georgia Tech.

- In his FSU debut against Duquesne, Verse had the Seminoles' only sack and 1.5 tackles for loss. The Albany transfer - one of the top newcomers of the 2022 class - has 18 career starts.

ROSTER

THE 2022 FLORIDA STATE SEMINOLES



NO.	NAME	POS.	HT.	WT.	YR.	HOMETOWN
0	Fabien Lovett	DT	6'4"	318	R-Jr.	Vicksburg, Miss.
0	Ja'Khi Douglas	WR	5'9"	193	R-So.	Houma, La.
1	Jarques McClellion	DB	6'0"	180	R-Sr.	Delray Beach, Fla.
1	Winston Wright, Jr.	WR	5'10"	183	R-Jr.	Savannah, Ga.
3	Kevin Knowles II	DB	5'11"	185	So.	Hollywood, Fla.
3	Trey Benson	RB	6'1"	215	R-So.	Greenville, Miss.
4	Kalen DeLoach	LB	6'1"	211	R-Jr.	Savannah, Ga.
4	Mycah Pittman	WR	5'11"	203	R-Jr.	Tampa, Fla.
5	Deuce Spann	WR	6'4"	203	R-So.	St. Petersburg, Fla.
5	Jared Verse	DE	6'4"	248	R-So.	Dayton, Ohio
6	Dennis Briggs, Jr.	DE	6'4"	280	R-Jr.	Kissimmee, Fla.
6	Keyshawn Helton	WR	5'9"	175	R-Sr.	Pensacola, Fla.
7	Jarrian Jones	DB	6'0"	189	R-Jr.	Magee, Miss.
8	Renardo Green	DB	6'0"	185	R-Jr.	Orlando, Fla.
8	Treshaun Ward	RB	5'10"	192	R-So.	Plant City, Fla.
9	Derrick McLendon II	DE	6'4"	245	R-So.	Decatur, Ga.
9	Lawrance Toafili	RB	6'0"	187	R-So.	St. Petersburg, Fla.
10	AJ Duffy	QB	6'2"	214	Fr.	Murrieta, Calif.
10	Jammie Robinson	DB	5'11"	203	R-Jr.	Cordele, Ga.
11	Malik McClain	WR	6'4"	200	So.	Daphne, Ala.
11	Sam McCall	DB	6'1"	187	Fr.	Lakeland, Fla.
12	Dylan McNamara	QB	6'2"	213	Fr.	Naples, Fla.
12	Joshua Burrell	ATH	6'2"	217	R-Fr.	Blythewood, S.C.
12	Jarrett Jackson	DT	6'6"	300	R-Jr.	Riviera Beach, Fla.
13	Omarion Cooper	DB	6'0"	188	So.	Lehigh Acres, Fla.
13	Jordan Travis	QB	6'1"	212	R-Jr.	West Palm Beach, Fla.
14	Johnny Wilson	WR	6'7"	235	R-So.	Pacoima, Calif.
15	Gino English	QB	6'1"	195	R-So.	Winter Park, Fla.
15	Tatum Bethune	LB	6'1"	230	R-Jr.	Miami, Fla.
18	Tate Rodemaker	QB	6'4"	196	R-So.	Valdosta, Ga.
18	Travis Jay	DB	6'2"	198	R-So.	Greenville, Fla.
19	Wyatt Rector	TE	6'2"	233	R-Jr.	Leesburg, Fla.
20	Azareye'h Thomas	DB	6'2"	188	Fr.	Niceville, Fla.
21	Darion Williamson	WR	6'3"	200	R-So.	Brownsville, Tenn.
21	Greedy Vance	DB	5'11"	170	R-So.	Kenner, La.
22	CJ Campbell	RB	5'9"	198	R-Fr.	Kaplan, La.
23	Sidney Williams	DB	6'1"	190	R-So.	New Orleans, La.
24	Mike Roussos	WR	6'1"	200	R-Sr.	New Port Richey, Fla.
27	Akeem Dent	DB	6'1"	199	R-Jr.	Pahokee, Fla.
28	Brendan Gant	LB	6'2"	200	R-Jr.	Lakeland, Fla.
29	Alex Mastromanno	P	6'1"	220	R-So.	Melbourne, Australia
29	Rodney Hill	RB	5'10"	186	Fr.	Statesboro, Ga.
30	DJ Daniels	TE	6'2"	230	R-So.	Wilson, N.C.
31	Demorie Tate	DB	6'1"	194	R-So.	Orlando, Fla.
32	Jeremiah Giedrys	WR	6'1"	196	R-So.	Fernandina Beach, Fla.
32	Stephen Dix, Jr.	LB	6'2"	237	R-So.	Orlando, Fla.
33	Amari Gainer	LB	6'3"	225	R-Jr.	Tallahassee, Fla.
35	Leonard Warner III	DE	6'4"	247	R-Sr.	Snellville, Ga.
36	Omar Graham, Jr.	LB	6'1"	226	Fr.	Fort Lauderdale, Fla.
37	Christian White	DB	5'11"	170	Fr.	Ellenwood, Ga.
38	Shyheim Brown	DB	6'2"	205	R-Fr.	Lake City, Fla.
39	Jaden Floyd	DB	5'11"	201	R-Fr.	Winter Garden, Fla.
39	Vance Nicklaus	TE	6'5"	237	R-Fr.	Norcross, Ga.
40	Jorden McCaslin	LB	6'0"	217	Fr.	Tampa, Fla.
41	AJ Cottrill	LB	6'0"	216	Fr.	Tampa, Fla.
42	Garrett Murray	LS	6'0"	240	R-Jr.	Tampa, Fla.
42	Harold Stubbs IV	DB	5'11"	170	Fr.	Jacksonville, Fla..

ROSTER

THE 2022 FLORIDA STATE SEMINOLES



NO.	NAME	POS.	HT.	WT.	YR.	HOMETOWN
43	Mac Chiumento	P	6'4"	213	Fr.	Daytona Beach, Fla
44	Joshua Farmer	DT	6'3"	304	R-Fr.	Port St. Joe, Fla.
45	Preston Daniel	TE	6'4"	242	R-So.	Memphis, Tenn.
46	DJ Lundy	LB	6'1"	232	R-So.	Ocilla, Ga.
47	Alex Williams	DB	6'1"	195	Fr.	Wewahitchka, Fla.
47	Jimmy Casey	TE	6'7"	242	Fr.	Quakertown, Penn.
48	Jackson West	TE	6'4"	243	So.	Huntsville, Ala.
49	James Rosenberry, Jr.	LS	6'0"	212	R-Jr.	Delaware, Ohio
51	Antavious Woody	DL	6'3"	293	Fr.	Welch, Ala.
51	Chase Oliver	LB	6'1"	197	R-So.	Ocala, Fla.
52	George Wilson, Jr.	DL	6'4"	215	R-Fr.	Virginia Beach, Virginia
52	Robert Scott, Jr.	OL	6'5"	334	R-So.	Conway, Ark.
53	Maurice Smith	OL	6'3"	288	R-So.	Miami, Fla.
54	Byron Turner, Jr.	DL	6'4"	237	R-Fr.	Port Sulpher, La.
54	Kayden Lyles	OL	6'3"	315	R-Sr.	Tampa, Fla.
55	Ayobami Tifase	DL	6'4"	303	Fr.	Baltimore, Md.
55	Qae'shon Sapp	OL	6'4"	335	Fr.	Leesburg, Ga.
56	Patrick Payton	DL	6'5"	248	R-Fr.	Miami, Fla.
56	Zane Herring	OL	6'5"	302	R-So.	Madison, Fla.
57	Aaron Hester	DL	6'2"	233	Fr.	Jacksonville, Fla.
58	Bless Harris	OL	6'5"	308	R-Jr.	New Orleans, La.
58	Emile Aime	LB	5'9"	227	R-Fr.	Miami Gardens, Fla.
59	Colin King	OL	6'4"	286	Fr.	Ormond Beach, Fla.
64	David Stickle	OL	6'3"	267	R-So.	Pace, Fla.
65	Rod Orr	OL	6'6"	300	R-Fr.	Gadsden, Ala.
66	Ben Ostaszewski	OL	6'3"	310	R-So.	Cumming, Ga.
67	Thomas Shrader	OL	6'5"	300	R-So.	Venice, Fla.
68	LaNard Toney	OL	6'0"	302	Fr.	Rockledge, Fla.
69	Kanaya Charlton	OL	6'5"	342	Fr.	Brunswick, Ga.
70	Lloyd Willis	OL	6'7"	306	R-So.	Miami, Fla.
71	D'Mitri Emmanuel	OL	6'2"	300	R-Sr.	Charlotte, N.C.
72	Julian Armella	OL	6'6"	314	Fr.	Miami, Fla.
73	Jaylen Early	OL	6'4"	338	Fr.	Duncanville, Texas
75	Dillan Gibbons	OL	6'5"	327	R-Sr.	St. Petersburg, Fla.
76	Darius Washington	OL	6'4"	300	R-So.	Pensacola, Fla.
77	Bryson Estes	OL	6'3"	302	R-Fr.	McDonough, Ga.
78	Daughtry Richardson	OL	6'5"	285	Fr.	Miami, Fla.
79	Jazston Turnetine	OL	6'7"	336	R-Sr.	Ellenwood, Ga.
80	Ontaria Wilson	WR	6'0"	175	R-Sr.	Ashburn, Ga.
82	Austin White	TE	6'5"	254	R-So.	Tampa, Fla.
84	Fernando Padron	WR	5'9"	168	R-Jr.	Weston, Fla.
85	Markeston Douglas	TE	6'4"	270	R-So.	Brownsville, Tenn.
86	Brian Courtney	TE	6'3"	233	Fr.	Ashburn, Va.
87	Camren McDonald	TE	6'4"	245	R-Sr.	Long Beach, Calif.
88	Kentron Poitier	WR	6'3"	205	R-So.	Coconut Grove, Fla.
88	Ryan Fitzgerald	Kicker	6'1"	198	R-So.	Coolidge, Ga.
89	Jerrale Powers	TE	6'4"	245	Fr.	Fort Worth, Texas
90	Bishop Thomas	DL	6'2"	290	Fr.	New Orleans, La.
91	Robert Cooper	DT	6'2"	335	R-Sr.	Lilburn, Ga.
92	Liam McCormick	DL	6'3"	264	R-Fr.	Islip, N.Y.
93	Malakai Menzer	DL	6'1"	258	R-So.	Punta Gorda, Fla.
94	George Sklavenitis	DL	6'2"	233	Fr.	Cooper City, Fla.
95	Daniel Lyons	DL	6'4"	282	Fr.	Miami, Fla.
96	Dante Anderson	DL	6'3"	233	Fr.	Miami, Fla.
97	Aidan Shahriari	K	5'11"	185	R-So.	Clearwater, Fla.
97	Shambre Jackson	DL	6'3"	278	R-Fr.	Orlando, Fla.
98	Zane Smith	P	6'0"	225	R-Fr.	North Myrtle Beach, S.C.
99	Malcolm Ray	DT	6'2"	285	R-So.	Miami Gardens, Fla.
99	Max Larson	Kicker	5'10"	185	R-Fr.	Davie, Fla.

**THE 2022 LOUISIANA
RAGIN' CAJUNS**


NO.	NAME	POS.	HT.	WT.	YR.	HOMETOWN
0	Jacob Kibodi	RB	6-1	221	R-Jr.	Baton Rouge, La.
0	Kam Pedescleaux	S	5-8	196	R-Jr.	Houston, Texas
2	Brandon Bishop	S	6-1	194	R-Jr.	Tuscaloosa, Ala.
2	Zeon Chriss	QB	6-2	208	Fr.	Baton Rouge, La.
3	Tyrone Lewis, Jr.	S	5-11	200	R-So.	Hammond, La.
4	Jacob Bernard	WR	5-10	190	R-So.	Mandeville, La.
4	Zi'Yon Hill-Green	DL	6-1	285	R-Sr.	New Iberia, La.
6	Kris Moncrief	LB	6-1	242	Sr.	Raleigh, Miss.
6	Errol Rogers, Jr.	WR	5-11	196	So.	Deland, Fla.
7	Eric Garror	CB	5-9	178	Sr.	Mobile, Ala.
7	John Stephens, Jr.	WR	6-5	221	Sr.	Logansport, La.
8	Michael Jefferson	WR	6-4	205	Sr.	Mobile, Ala.
8	Zy McDonald	QB	5-9	185	R-Fr.	Ridgeland, Miss.
8	Kendall Wilkerson	DL	6-5	288	R-So.	Kentwood, La.
9	Neal Johnson	TE	6-4	247	Jr.	Mesquite, Texas
10	Andre Jones	LB	6-5	258	R-Sr.	Varnado, La.
10	Ben Wooldridge	QB	6-3	211	R-Jr.	Pleasanton, Calif
11	Caleb Anderson	CB	6-3	203	R-Fr.	Clinton, La.
11	Dalen Cambre	WR	6-1	183	R-So.	Lafayette, La.
12	Lance Legendre	WR	6-2	223	R-So.	New Orleans, La.
13	Amir McDaniel	CB	5-8	183	R-So.	Pensacola, Fla.
13	Chris Smith	RB	5-9	200	R-Jr.	Louisville, Miss.
15	Hunter Herring	QB	6-5	205	R-Fr.	West Monroe, La.
15	Ja'Marian Peterson	LB	6-3	232	R-Fr.	New Orleans, La.
16	Kaleb Carter	WR	6-1	180	R-Jr.	Cecilia, La.
16	AJ Washington	CB	6-1	178	Sr.	Houston, Texas
17	Dontae Fleming	WR	6-1	168	So.	Laplace, La.
17	Cameron George	LB	6-1	251	R-Fr.	Lafayette, La.
18	Chandler Fields	QB	5-10	201	R-So.	Metairie, La.
18	Jasper Williams	LB	6-1	221	Jr.	Grenada, Miss.
19	Jamal Bell	WR	6-1	192	R-Sr.	Brownsboro, Texas
19	Dale Martin	WR	6-2	190	R-Fr.	Maurice, La.
19	AJ Riley	LB	6-2	220	R-Jr.	Plaquemine, La.
20	Jalen Clark	CB	6-2	199	R-Fr.	New Orleans, La.
20	Dre'lyn Washington	RB	5-9	225	R-Fr.	Hemphill, Texas
21	Trey Amos	CB	6-1	197	R-So.	New Iberia, La.
21	Zylan Perry	RB	5-10	187	Fr.	Franklin, La.
22	Patrick Mensah	S	5-9	178	R-Jr.	Baton Rouge, La.
23	Courtline Flowers	S	6-1	180	So.	Dallas, Texas
23	Terrence Williams	RB	6-1	231	So.	Many, La.
24	Pearse Migl	TE	6-1	229	R-Jr.	Welsh, La.
24	Bralen Trahan	S	6-1	201	R-Sr.	Lafayette, La.
25	Kendre' Gant	LB	6-4	224	R-So.	Port St. Joe, Fla.
26	Justin Agu	CB	6-1	178	R-Fr.	Prairieville, La.
27	Key'Savalyn Barnes	CB	5-11	196	R-Fr.	Logansport, La.
27	Kendrell Williams	RB	5-10	194	R-Fr.	Carencro, La.
28	Keyon Martin	CB	5-9	160	R-So.	Fort Lauderdale, Fla.
29	Peter LeBlanc	WR	6-2	192	Jr.	New Iberia, La.
29	K.C. Ossai	LB	6-1	242	So.	Conroe, Texas
30	Cejae Ceasar	S	6-1	201	R-Fr.	Iowa, La.
30	Treyvon Culbert	WR	5-10	194	R-Fr.	Alexandria, La.
31	Jared Braxton	WR	5-11	170	Fr.	Natchitoches, La.
31	Tyree Skipper	S	6-2	190	R-Fr.	New Orleans, La.
33	Tyler Guidry	LB	6-2	252	Jr.	Baton Rouge, La.
33	Collin Jacob	CB	5-11	170	Fr.	Loreauville, La.
34	Kailep Edwards	LB	6-1	228	Fr.	Wallace, La.
34	Calep Jacob	CB	6-1	173	Fr.	Loreauville, La.
35	Lanard Harris	S	5-9	187	R-Fr.	Baton Rouge, La.
35	Chaz Ward	RB	6-1	237	Jr.	Houma, La.
36	Lorenzell Dubose	CB	6-1	181	Fr.	Monroe, La.
36	Gavin Royer	K	6-1	168	Fr.	Carencro, La.
37	Aaron Edwards	WR	5-7	162	R-So.	Shreveport, La.
37	Preston Stafford	K	6-1	174	R-Jr.	Baton Rouge, La.
38	Charlie Wells	WR	5-10	175	Fr.	Morgan City, La.
38	Cameron Whitfield	LB	6-3	244	R-Fr.	Houston, Texas
39	Denim Day	CB	6-1	148	Fr.	College Station, Texas
39	Carter Milliron	LS	6-1	239	Fr.	Hoover, Ala.

ROSTER

THE 2022 LOUISIANA RAGIN' CAJUNS



NO.	NAME	POS.	HT.	WT.	YR.	HOMETOWN
40	Logan Klotz	K	6-1	177	R-Fr.	Slidell, La.
40	Hunter Sims	LS	6-2	209	R-Fr.	Arcola, Miss.
41	Joe Lombardi, Jr.	TE	6-2	222	R-Fr.	Metairie, La.
41	Ty'Darien Quinney	S	5-10	163	R-So.	Alexandria, La.
43	Jourdan Quibodeaux	LB	6-1	217	R-Sr.	Lafayette, La.
43	Aaron Wright	S	6-1	191	R-Fr.	Ruston, La.
44	Taelon Nicholas	RB	5-9	183	Fr.	Baton Rouge, La.
44	Jake St. Andre	LB	6-1	222	R-Fr.	Bossier City, La.
45	Kenneth Almendares	K	6-1	242	R-So.	Clute, Texas
45	Caleb Kibodi	LB	6-1	230	R-Fr.	Baton Rouge, La.
46	Jordan Lawson	DL	6-4	246	R-Fr.	Brandon, Miss.
47	Rhys Byrns	P	6-1	191	Sr.	Rye, Australia
48	Maurion Eleam	S	5-9	185	Fr.	Monroe, La.
50	Ross Cheatham	LB	6-2	227	R-Sr.	New Orleans, La.
50	Nathan Thomas	OL	6-5	328	R-So.	New Orleans, La.
51	James Ohonba	OL	6-3	311	R-Jr.	Stockbridge, Ga.
51	Evan Padilla	K	5-6	174	R-Sr.	San Diego, Calif.
52	Demetrus Gladney	DL	6-3	251	Fr.	Haughton, La.
52	James Segrest	LS	6-2	197	R-So.	Lafayette, La.
53	AJ Gillie	OL	6-2	321	R-So.	Natchitoches, La.
53	Christopher Scott	DL	6-1	240	Fr.	Boutte, La.
54	Jake Chiasson	LB	5-11	215	R-Fr.	Lafayette, La.
55	Landon Burton	OL	6-3	298	R-So.	Lafayette, La.
56	Joshua Robinson	DL	6-1	242	Fr.	Destrehan, La.
57	Hunter Warren	LB	6-1	219	Fr.	Houston, Texas
58	Colbi Dennis	LB	5-11	204	Fr.	Plaquemine, La.
59	Wesley Maze	LB	6-1	228	R-Fr.	Bell City, La.
60	Zach Boulet	OL	6-1	257	R-Fr.	Lafayette, La.
61	Nathaniel LaRue	OL	5-9	242	Fr.	Denham Springs, La.
64	Bryant Williams	OL	6-7	310	Fr.	Lake Charles, La.
65	Carlos Rubio	OL	6-4	295	R-Jr.	Alexandria, La.
66	Trent Murphy	OL	6-3	284	Fr.	Opelousas, La.
68	Nick Doré	OL	6-3	271	Fr.	Dallas, Texas
70	Jax Harrington	OL	6-4	323	R-Fr.	Erath, La.
71	George Jackson	OL	6-4	314	R-Fr.	Stone Mountain, Ga.
73	David Hudson	OL	6-1	269	R-Sr.	Lafayette, La.
74	Colby Hebert	OL	6-3	310	R-So.	New Iberia, La.
75	Kaden Moreau	OL	6-3	299	Fr.	Pineville, La.
77	King McGowen	OL	6-5	309	R-So.	Willis, Texas
78	Quinton Williams	OL	6-3	302	So.	Fort Worth, Texas
79	Mackey Maillho	OL	6-8	368	R-Fr.	Covington, La.
80	Charles Robertson	WR	6-1	187	Fr.	Zachary, La.
80	Alex Self	LB	6-2	230	R-So.	Greensburg, La.
81	Jaydon Johnson	WR	6-2	205	Fr.	Missouri City, Texas
81	Kerry Wilson	S	5-10	183	Fr.	Destrehan, La.
82	Rhett Guidry	TE	6-5	232	R-Fr.	Baton Rouge, La.
82	Larry Reimonenq	S	5-9	176	R-Fr.	New Orleans, La.
83	Damani Burrell	TE	6-6	254	R-Jr.	New Orleans, La.
83	Willie Smith	CB	5-10	183	Fr.	New Orleans, La.
84	Jathan Caldwell	TE	6-3	225	R-Fr.	Dickinson, Texas
84	Thomas Leo	P	6-3	214	R-Jr.	Winter Garden, Fla.
85	Robert Williams	WR	6-2	174	R-Fr.	Humble, Texas
86	Terrance Carter	TE	6-2	242	Fr.	Killeen, Texas
87	Tyler Hatcher	TE	6-4	254	So.	Tomball, Texas
88	Johnny Lumpkin	TE	6-6	268	R-Sr.	Atlanta, Ga.
89	Calvin Bullock	WR	6-3	191	Fr.	Destrehan, La.
90	Mason Narcisse	DL	6-2	302	So.	Reserve, La.
91	Sonny Hazard	DL	6-1	310	So.	New Orleans, La.
92	Damon Thompson	DL	5-11	258	R-Fr.	Opelousas, La.
93	Nijel McGriff	DL	6-2	271	R-So.	Jacksonville, Fla.
94	Dalvin Hutchinson	DL	6-1	301	Jr.	Monroe, La.
95	Blake Champagne	DL	6-3	274	R-Fr.	Lafayette, La.
96	RJ Oliver	DL	6-1	265	R-Fr.	Baton Rouge, La.
97	Ja-Quane Nelson	DL	6-3	303	R-Sr.	High Point, N.C.
98	Andre Landry	DL	6-4	285	R-Sr.	Lafayette, La.
99	Marcus Wiser	DL	6-1	291	So.	Corpus Christi, Texas

COACHES



HEAD COACH **MIKE NORVELL**



ALEX ATKINS

OFFENSIVE COORDINATOR/
OFFENSIVE LINE

ADAM FULLER

DEFENSIVE COORDINATOR

JOHN PAPUCHIS

SPECIAL TEAMS COORDINATOR/
DEFENSIVE ENDS

RANDY SHANNON

CO-DEFENSIVE COORDINATOR/
LINEBACKERS

CHRIS THOMSEN

DEPUTY HEAD COACH/TIGHT ENDS

ODELL HAGGINS

ASSOCIATE HEAD COACH/
DEFENSIVE TACKLES

RON DUGANS

WIDE RECEIVERS

DAVID JOHNSON

RUNNING BACKS

TONY TOKARZ

QUARTERBACKS

MARCUS WOODSON

DEFENSIVE BACK/DEFENSIVE
PASSING GAME COORDINATOR

COACHES



HEAD COACH

MICHAEL DESORMEAUX



LAMAR MORGAN

DEFENSIVE COORDINATOR/SAFETIES

JEFF NORID

OFFENSIVE LINE

TIM LEGER

OFFENSIVE COORDINATOR/
RECRUITING COORDINATOR/WIDE
RECEIVERS

BRYANT ROSS

ASSISTANT OFFENSIVE LINE

JORGE MUNOZ

ASSOCIATE HEAD COACH/
TIGHT ENDS

GALEN SCOTT

INSIDE LINEBACKERS

MATT BERGERON

RUNNING BACKS

DENNIS THOMAS

DEFENSIVE LINE

JEFF BURRIS

CORNERBACKS

LUKE PASCHALL

SPECIAL TEAMS COORDINATOR/
DIRECTOR OF QUALITY CONTROL AND
ANALYTICS

MIKE GIULIANI

OUTSIDE LINEBACKERS

2022 SEMINOLE SPORTS NETWORK AFFILIATES FOOTBALL GAMES AND MIKE NORVELL TALK SHOW

PLEASE CHECK SEMINOLES.COM FOR UP-TO-DATE LISTINGS

Tallahassee (Flagship) - WTNT 103.1 FM

Tallahassee (Affiliate) - WTLY 96.5 FM-1270 AM

Panama City - WFLF 94.5 FM

Ft. Walton Beach - WFDM 1400 AM

Jacksonville - 690 AM WOKV

Lake City - WDSR 1340 AM

Live Oak - WJZS 106.1 FM

Lakeland - WLKF 1430 AM

Marianna - WJAQ 100.9 FM

Melbourne - WIXC 1060 AM-105.5 FM

Miami-WPB - WFTL 850 AM

Orlando - WDYZ 660 AM

Pensacola - WNRP 1620 AM

Port St Lucie - WPSL 1590 AM

Tampa - WHFS 1010 AM

Bainbridge, GA - WBGE 101.9 FM

Brunswick, GA - WSNF 790 AM

Waycross, GA - WFNS 1350 AM



SEMINOLE SPORTS NETWORK BROADCASTERS

Jeff Culhane was named Director of Broadcasting for LEARFIELD's Seminole Sports Properties on June 20, 2022, and is in his first season serving as the voice for Florida State football and men's basketball. Culhane has 20 years of multimedia experience and has extensive experience growing radio networks through adding new affiliates and producing original content, including daily shows, weekly features and podcasts that highlight student-athletes and coaches in each program.

Tom Block is currently in his 28th year on the FSU radio network. Block holds the role of VP of Advanced Relations for the FSU Foundation and was the former Sports Director at WTXL ABC 27. In addition to Sports Director, Block has been a longtime announcer for various sports networks including Sunshine Network, Sun Sports, Bally Sports Florida, ESPNU and ACCN.

William "Bar None" Floyd started as an Analyst in 2008 alongside legendary FSU voice Gene Deckerhoff after a decorated college and pro football career. Floyd is the most recent fullback to be selected in the first round of the NFL Draft (1994) and spent seven seasons in the pros, winning a Super Bowl with the San Francisco 49ers. Floyd was inducted in the FSU Football Hall of Fame in 2017 and was an ACC Legends inductee in 2006.



JEFF CULHANE
Play-By-Play



WILLIAM "BAR NONE" FLOYD
Analyst



TOM BLOCK
Sideline, Pregame Show Host

ACC
CONFERENCE STANDINGS



	<i>ACC RECORD</i>	<i>OVERALL RECORD</i>
ATLANTIC		
CLEMSON	7-0	9-1
FLORIDA STATE	5-3	7-3
NC STATE	3-3	7-3
SYRACUSE	3-3	6-4
LOUISVILLE	3-4	6-4
WAKE FOREST	2-4	6-4
BOSTON COLLEGE	2-5	3-7
COASTAL		
NORTH CAROLINA	6-0	9-1
DUKE	4-2	7-3
PITT	3-3	6-4
MIAMI	3-3	5-5
GEORGIA TECH	3-4	4-6
VIRGINIA	1-6	3-7
VIRGINIA TECH	1-6	2-8

AP TOP 25 STANDINGS

	<i>TEAM</i>	<i>2022 RECORD</i>	<i>PREVIOUS</i>
①	GEORGIA	10-0	1
②	OHIO STATE	10-0	2
③	MICHIGAN	10-0	3
④	TCU	10-0	4
⑤	TENNESSEE	9-1	5
⑥	LSU	8-2	7
⑦	USC	9-1	8
⑧	ALABAMA	8-2	10
⑨	CLEMSON	9-1	12
⑩	UTAH	8-2	13
⑪	PENN STATE	8-2	14
⑫	OREGON	8-2	6
⑬	NORTH CAROLINA	9-1	15
⑭	OLE MISS	8-2	11
⑮	WASHINGTON	8-2	24
⑯	UCLA	8-2	9
⑰	UCF	8-2	22
⑱	NOTRE DAME	7-3	20
⑲	KANSAS STATE	7-3	23
⑳	FLORIDA STATE	7-3	25
㉑	TULANE	8-2	16
㉒	CINCINNATI	8-2	NR
㉒	COASTAL CAROLINA	9-1	NR
㉔	OKLAHOMA STATE	7-3	NR
㉕	OREGON STATE	7-3	NR