

FLORIDA STATE

2023 FOOTBALL GAMEDAY



PRESENTED BY



VyStar
Credit Union



VS.



VS. MIAMI

3:30 P.M. | 11-11

Allstate®

save on auto insurance spend on Noles® merch

Safe driving and Drivewise® saves you 40%*

*INSURANCE FEATURE NOT AVAILABLE IN EVERY STATE. Countrywide average premium savings for customers with safe driving discounts and Drivewise vs. those without. Savings vary by state, based on driving behaviors & based on how you buy. Subject to terms, conditions & availability. In some states, through your participation in Drivewise, your driving data may be used for purposes of rating & your rate could increase with high-risk driving. Allstate Fire and Casualty Ins. Co. & affiliates. 3100 Sanders Rd, Northbrook, IL. © 2023 Allstate Insurance Co.

Marks are registered trademarks of their respective owners.





FLORIDA STATE vs. MIAMI

- The Seminoles are 9-0 this season and 7-0 in the ACC, both their best marks since 2014 and the ninth time in program history starting a season at least 9-0, after a 24-7 win at Pitt last week. FSU gained 501 yards of total offense and held the Panthers to 0-of-11 on 3rd-down conversions while grabbing a season-high three takeaways.
- Florida State is No. 4 in this week's Associated Press poll. It is the 10th consecutive week FSU has been ranked in the top-5, the program's longest streak since 2013-14 when Florida State was in the top-5 for 27 consecutive polls.
- The win over Pitt extended the Seminoles' winning streak to 15 games, the longest active streak in the ACC and 3rd-longest active streak in the country. During its streak, which is also tied for the 5th-longest in program history, Florida State has outscored its opponents 609-262.
- FSU has held every opponent this season to fewer than 30 points. The nine-game streak is the longest active in the ACC and the 4th-longest active streak in the country. The last time Florida State held at least nine straight opponents to fewer than 30 points was a 12-game streak in 2015.
- The Seminoles boast one of the nation's best pass defenses, leading the country in opponent completion percentage (48.4) and fewest passing touchdowns allowed (4). FSU's defense also ranks 4th in opponent passer rating (101.68).
- Florida State (48.4%) and Ohio State (49.8%) are the only teams in the nation forcing more incompletions than completions allowed. The last time a P5 team held its opponents below 50 percent completions in a season was 2018, when Michigan and LSU posted marks of 49.5 and 49.7 percent, respectively, and the last time FSU held its opponents below 50 percent completions for a season was 2012.

Game day taste you can't beat



ESPN



Best **Coke** Ever?

© 2023 The Coca-Cola Company. "Coke" and "Coca-Cola" are registered trademarks of The Coca-Cola Company.



QUICK HITS

- The Seminoles are 9-0 this season and 7-0 in the ACC, both their best marks since 2014 and the ninth time in program history starting a season at least 9-0, after a 24-7 win at Pitt last week. FSU gained 501 yards of total offense and held the Panthers to 0-of-11 on 3rd-down conversions while grabbing a season-high three takeaways.
- Florida State is No. 4 in this week's Associated Press poll. It is the 10th consecutive week FSU has been ranked in the top-5, the program's longest streak since 2013-14 when Florida State was in the top-5 for 27 consecutive polls.
- The win over Pitt extended the Seminoles' winning streak to 15 games, the longest active streak in the ACC and 3rd-longest active streak in the country. During its streak, which is also tied for the 5th-longest in program history, Florida State has outscored its opponents 609-262.
- FSU has held every opponent this season to fewer than 30 points. The nine-game streak is the longest active in the ACC and the 4th-longest active streak in the country. The last time Florida State held at least nine straight opponents to fewer than 30 points was a 12-game streak in 2015.
- The Seminoles boast one of the nation's best pass defenses, leading the country in opponent completion percentage (48.4) and fewest passing touchdowns allowed (4). FSU's defense also ranks 4th in opponent passer rating (101.68).
- Florida State (48.4%) and Ohio State (49.8%) are the only teams in the nation forcing more incompletions than completions allowed. The last time a P5 team held its opponents below 50 percent completions in a season was 2018, when Michigan and LSU posted marks of 49.5 and 49.7 percent, respectively, and the last time FSU held its opponents below 50 percent completions for a season was 2012.

It's the traditions, triumphs and rivalries. It's the culture, competition and unrivaled coverage, year-round.

It's more than the game.
Come for it all.



COME FOR IT ALL



SCHEDULE & RESULTS

9-0 (7-0)
ACC



vs. #5 LSU

SEPTEMBER 3

45-24

TV: ABC



vs. SOUTHERN MISS

SEPTEMBER 9

66-13

TV: ACC NETWORK



@ BOSTON COLLEGE

SEPTEMBER 16

31-29

TV: ABC



@ CLEMSON

SEPTEMBER 23

31-24 OT

TV: ABC



vs. VIRGINIA TECH

OCTOBER 7

39-17

TV: ABC



vs. SYRACUSE

OCTOBER 14

41-3

TV: ABC



vs. #16 DUKE

OCTOBER 21

38-20

TV: ABC



@ WAKE FOREST

OCTOBER 28

41-16

TV: ABC



@ PITT

NOVEMBER 4

24-7

TV: ESPN



vs. MIAMI

NOVEMBER 11

3:30 P.M.

TV: ABC



vs. NORTH ALABAMA

NOVEMBER 18

6:30 P.M.

TV: THE CW



@ FLORIDA

NOVEMBER 25

TBD

TV:



ACC CHAMPIONSHIP

DECEMBER 2

8:00 P.M.

TV: ABC



Brisas

FAMILY OWNED AND OPERATED SINCE 1998



THE OFFICIAL EMPANADAS OF
FLORIDA STATE ATHLETICS













CLICK HERE TO LEARN MORE!

LOCATIONS
FLORIDA
NEW JERSEY
FSU ATHLETICS
ONLINE

SCHEDULE & RESULTS

6-3 (2-3)  ACC



vs. MIAMI (OHIO)	38-3	
SEPTEMBER 1		
vs. #23 TEXAS A&M	48-33	
SEPTEMBER 9		
vs. BETHUNE-COOKMAN	48-7	
SEPTEMBER 16		
@ TEMPLE	41-7	
SEPTEMBER 23		
vs. GEORGIA TECH	20-23	
OCTOBER 7		
@ NORTH CAROLINA	31-41	
OCTOBER 14		
vs. CLEMSON	28-20 (2OT)	
OCTOBER 21		
vs. VIRGINIA	29-26 (OT)	
OCTOBER 28		
@ NC STATE	6-20	
NOVEMBER 4		
@ #4 FLORIDA STATE	3:30 P.M.	
NOVEMBER 11		
vs. #11 LOUISVILLE	12:00 P.M.	
NOVEMBER 16		
@ BOSTON COLLEGE	12:00 P.M.	
NOVEMBER 24		

EASY TO DRINK EASY TO ENJOY



BUD LIGHT®

PROUD SPONSOR OF FLORIDA STATE ATHLETICS



ENJOY RESPONSIBLY 21+ © 2023 Anheuser-Busch, Bud Light® Beer, St. Louis, MO

STATISTICAL COMPARISON



FLORIDA STATE SEMINOLES



	<i>FLORIDA STATE</i>	<i>OPPONENTS</i>
POINTS PER GAME	39.6	17.0
YARDS PER GAME	458.3	332.6
PASSING YPG	293.9	192.3
RUSHING YPG	164.4	140.2

MIAMI HURRICANES



	<i>MIAMI</i>	<i>OPPONENTS</i>
POINTS PER GAME	32.1	20.0
YARDS PER GAME	437.9	311.4
PASSING YPG	261.3	222.2
RUSHING YPG	176.6	89.2

iHeart MEDIA TALLAHASSEE

Proud to provide your **LOCAL**
coverage of **FSU Athletics** on
your **LOCAL** iHeartRADIO **stations!**



FOOTBALL



BASEBALL



Men's
BASKETBALL
Women's



THE
BOBBY BONES
SHOW





QB #13

JORDAN TRAVIS

- Broke FSU's career touchdown responsibility record at Clemson, passing 2000 Heisman Trophy winner Chris Weinke...record-breaking TD was game-winning pass in OT
- Broke FSU's total offense record on go-ahead rushing TD vs. No. 16 Duke
- Only player in ACC and one of three nationally with 19 passing TDs and 2 or fewer INTs
- Only player in ACC and one of four nationally with 19 passing TDs and 7 rushing TDs
- Has thrown at least one touchdown pass in 21 consecutive games, FSU's longest stretch since 2013

Heisman Trophy winner Jameis Winston's 27-game streak in 2013-14

- Has accounted for multiple TDs in an FSU-record 16 consecutive games, 2nd-longest ACC streak in last 20 seasons behind only 2020 Heisman Finalist Trevor Lawrence (17)
- Has registered at least one rushing and one passing touchdown in four straight games, matching his FSU record originally set in 2020
- Tied single-game career-best with 27 completions in 38-20 win vs. No. 16 Duke
- Had streak of 184 passes without INT, 5th-longest at

FSU and 13th-longest in ACC history

- Ranks in top-3 nationally in passer rating (1st), yards per attempt (2nd) and completion percentage (3rd) against ranked opponents
- Registered 99.9 ESPN QBR in 2nd half vs. No. 5 LSU, the highest rating in a half by any quarterback nationally vs. a ranked opponent since Jameis Winston in 2013
- Posted career-high four passing touchdowns in 45-24 win vs. No. 5 LSU



How Noles Do Tolls



Let your team spirit drive you. Personalize your windshield with the **NolePass toll sticker**, a product of E-PASS. Whether you're headed to the next game, work or school, NolePass gets you there faster - and it works on all toll roads in FL, GA and NC. Plus, it's the only way rivals will see you coming.

Hey Nole fans, what's on your windshield?

BENEFITS

- ✓ **Volume toll savings**
- ✓ **No monthly fees**
- ✓ **Save up to 30% over paying tolls with cash**
- ✓ **Pays for parking at Orlando Intl. Airport and Port Canaveral**
- ✓ **Works on all toll roads in FL, GA, NC**
- ✓ **\$18.50 + tax and only \$10 in prepaid tolls to get started**

Where to Get NolePass

GetNolePass.com

Available at the FSU Bookstore and Seminole Sportshop

407-823-7277 or 1-800-353-7277

Walk-In E-PASS Service Center
• 525 S. Magnolia Avenue, Orlando, FL 32801

E-PASS Toll App



NolePass is a product of E-PASS, operated and managed by the Central Florida Expressway Authority.





RB #3

TREY BENSON

- Returning All-ACC back Trey Benson set the FSU single-game record (min. 10 rushes) with 18.2 yards per carry against Virginia Tech, running for 200 yards and two touchdowns on just 11 rushes.
- Benson's rushing total is the 2nd-most in the ACC this year (most in a conference game) and the 5th-most in Doak Campbell Stadium's 74-year history.
- Benson - who was named the ACC & Doak Walker Award National Running Back of the Week - had second-half touchdown runs of 62 and 85 yards, the first Nole since Chris Thompson in 2012 with multiple 60-yard rushing touchdowns in a game. Those two runs are the longest of his career and FSU's longest runs of the season. His 85-yard run is the longest in the ACC and 3rd-longest nationally in 2023.
- The last Nole with at least 200 yards was Dalvin Cook in 2016 against Syracuse. Benson and Cook are the only Noles with a 200-yard rushing game since the 1980s.
- At Wake Forest, Benson led FSU with a career-high 100 receiving yards, the first 100-yard receiving game for an FSU running back since Cook had 106 vs. North Carolina in 2016. Benson added 55 yards on the ground with an 18-yard touchdown, FSU's longest run of the game.
- Benson had a 55-yard touchdown run and averaged 8.1 yards per rush at Pitt. Benson leads FSU with 8 rushing touchdowns in 2023, and his 17 career rushing touchdowns are tied for 17th in program history.
- Benson's 80-yard catch at Wake Forest was the longest of his career, and he is responsible for FSU's two longest offensive

plays this year (85-yard TD run vs. Virginia Tech). Benson is the first player in FSU history with an 80-yard touchdown catch and 80-yard touchdown run in his career; Benson is the only player nationally with multiple 80-yard plays from scrimmage this year.

- Over the last 20 seasons, only three ACC players have an 80-yard run and catch in same season - Clemson's CJ Spiller in 2006 and Duke's Shaun Wilson in 2015.
- Benson is tied for the ACC lead with three 50-yard rushes this season.

**FARM
BUREAU**
INSURANCE

VIP EXPERIENCE

WIN TICKETS AND HOTEL TO THE MIAMI GAME ON NOVEMBER 11TH!

FOUR (4) GAME TICKETS

FOUR (4) PRE-GAME HOSPITALITY PASSES

HOTEL ACCOMMODATIONS

NOLES GEAR

REGISTER TO WIN AT [SEMINOLES.COM/FFBISWEEPS!](https://seminoles.com/ffbisweeps/)

**GO TO [FFBIC.COM](https://ffbic.com) TO FIND YOUR LOCAL FARM BUREAU INSURANCE TEAM.
HELPING YOU IS WHAT WE DO BEST.**

WIDE RECEIVER



WR #4

KEON COLEMAN

- Junior receiver Keon Coleman wore a Peter Warrick t-shirt during warmups before the Syracuse game and ended it by joining Warrick as the only Seminoles with over 100 receiving and punt return yards in a game.
- Coleman caught nine passes for 140 yards and a 58-yard touchdown and added six punt returns for 107 yards, with a 72-yard return. Warrick had a pair of 100-100 games in his Seminole career.
- Coleman's 247 all-purpose yards rank 14th in FSU single-game history.
- Coleman caught a one-handed pass in the first quarter, one of many highlights for the junior against the Orange. His 72-yard punt return is the longest non-TD punt return in FSU history and 18th-longest overall; it is FSU's longest PR since 2018 and the longest return in the ACC this year, and his 107 punt return yard are 4th-most in a game nationally in 2023.
- Coleman caught a 24-yard TD in overtime that proved to be the game winner at Clemson and got FSU on the board with a 7-yard score in the second quarter.
- Coleman caught nine passes for 122 yards vs. No. 5 LSU, and his three touchdown catches were the most for a Seminole in his FSU debut. His three TD catches were the most for a Seminole since Auden Tate caught three in the 2017 Independence Bowl; are tied for the most in the ACC this season; and was FSU's first three-TD game in a season opener since Nick O'Leary - now in his first year on FSU's staff - caught three at Pitt in 2013 to begin FSU's national championship run.
- Coleman added three catches for 48 yards and another touchdown against Southern Miss. He produced a highlight-reel hurdle in the second quarter of the Noles 66-13 win before catching a six-yard touchdown on the following play.
- Coleman added 7 catches, 66 yards and two more touchdowns at Wake Forest. He enters the Pitt game with 9 touchdown catches - the most in the ACC and the most for a Seminole since 2019. He also leads FSU with 38 catches and 538 receiving yards.



DE #5

JARED VERSE

- Florida State went 4-0 in October, and the defense allowed just 10.5 points per game.
- The Noles were the only team not to allow a passing touchdown in October, and led the country in opponent completion percentage, yards per pass allowed and opponent passer rating while also producing the ACC's best scoring defense.
- FSU held all four opponents in the month
- Virginia Tech, Syracuse, No. 16 Duke and Wake Forest - under 150 passing yards, the first time since 1999 that FSU allowed fewer than 150 passing yards in four consecutive games.
- The Noles held Duke and Wake Forest under 100 passing yards, the second straight season FSU held consecutive conference opponents under 100 passing yards.
- After holding Pitt to 15-of-36 passing, FSU has held four straight opponents under 50 percent completions, tied for the nation's longest active streak.
- The Seminoles are now allowing just 48.4 percent of opponent passes to be completed. FSU leads the country in opponent completion percentage and passing touchdowns allowed, with four.

ROSTER



THE 2023 FLORIDA STATE SEMINOLES

NO.	NAME	POS.	HT.	WT.	YR.	HOMETOWN
0	Ja'Khi Douglas	WR	5' 9"	189	R-Jr.	Houma, La.
0	Fabien Lovett, Sr.	DL	6' 4"	318	R-Sr.	Vicksburg, Miss.
1	Akeem Dent	DB	6' 1"	191	R-Sr.	Pahokee, Fla.
3	Trey Benson	RB	6' 1"	223	R-Jr.	Greenville, Miss.
3	Kevin Knowles II	DB	5' 11"	187	Jr.	Hollywood, Fla.
4	Keon Coleman	WR	6' 4"	215	Jr.	Opelousas, La.
4	Kalen DeLoach	LB	6' 1"	212	R-Sr.	Savannah, Ga.
5	Deuce Spann	WR	6' 4"	207	R-Jr.	St. Petersburg, Fla.
5	Jared Verse	DL	6' 4"	260	R-Jr.	Dayton, Ohio
6	Jaheim Bell	TE	6' 3"	239	R-Jr.	Lake City, Fla.
6	Dennis Briggs, Jr.	DL	6' 4"	290	R-Sr.	Kissimmee, Fla.
7	Destyn Hill	WR	6' 0"	193	Fr.	New Orleans, La.
7	Jarrian Jones	DB	6' 0"	191	R-Sr.	Magee, Miss.
8	Renardo Green	DB	6' 0"	186	R-Sr.	Orlando, Fla.
8	Hykeem Williams	WR	6' 2"	208	Fr.	Fort Lauderdale, Fla.
9	Lawrance Toafili	RB	6' 0"	188	R-Jr.	St. Petersburg, Fla.
10	AJ Duffy	QB	6' 2"	217	R-Fr.	Inland Empire, Calif.
10	DJ Lundy	LB	6' 1"	244	R-Jr.	Ocilla, Ga.
11	Brock Glenn	QB	6' 2"	213	Fr.	Covington, Tenn.
11	Patrick Payton	DL	6' 5"	239	R-So.	Miami, Fla.
12	Michael Grant	QB	6' 3"	201	Fr.	Tallahassee, Fla.
12	Conrad Hussey	DB	6' 0"	195	Fr.	Sunrise, Fla.
13	Edwin Joseph	DB	6' 0"	190	Fr.	Tamarac, Fla.
13	Jordan Travis	QB	6' 1"	212	R-Sr.	West Palm Beach, Fla.
14	Darrell Jackson, Jr.	DL	6' 5"	334	Jr.	Havana, Fla.
14	Johnny Wilson	WR	6' 7"	237	R-Jr.	Pacoima, Calif.
15	Tatum Bethune	LB	6' 1"	230	R-Sr.	Miami, Fla.
16	Quindarrius Jones	DB	6' 2"	191	Fr.	Meridian, Miss.
16	Dylan McNamara	QB	6' 2"	218	R-Fr.	Naples, Fla.
18	Blake Nichelson	LB	6' 3"	215	Fr.	Ripon, Calif.
18	Tate Rodemaker	QB	6' 4"	196	R-Jr.	Valdosta, Ga.
19	Gilber Edmond	DL	6' 4"	257	R-Jr.	Fort Pierce, Fla.
19	Vandrevius Jacobs	WR	6' 0"	175	Fr.	Fort Pierce, Fla.
20	Azareye'h Thomas	DB	6' 2"	194	So.	Niceville, Fla.
21	Greedy Vance, Jr.	DB	5' 11"	170	R-Jr.	Kenner, La.
21	Darion Williamson	WR	6' 3"	204	R-Jr.	Brownsville, Tenn.
22	CJ Campbell Jr.	RB	5' 9"	196	R-So.	Kaplan, La.
22	Jaden Jones	DL	6' 5"	252	R-So.	Montgomery, Ala.
23	Fentrell Cypress II	DB	6' 0"	187	R-Jr.	Rock Hill, S.C.
24	K.J. Kirkland	DB	6' 1"	197	Fr.	Jacksonville, Fla.
26	Caziaah Holmes	RB	5' 11"	208	R-Jr.	Titusville, Fla.
26	Dwayne Wells Jr.	DB	6' 1"	201	R-Sr.	Tampa, Fla.
27	Ashlynd Barker	DB	6' 3"	206	R-Fr.	Columbus, Ga.
28	Justin Cryer	LB	6' 1"	225	Fr.	Katy, Texas
28	Samuel Singleton Jr.	RB	5' 11"	188	Fr.	Charleston, S.C.
29	Rodney Hill	RB	5' 10"	190	R-Fr.	Statesboro, Ga.
29	Alex Mastromanno	P	6' 1"	235	R-Jr.	Melbourne, Australia
30	Ja'Bril Rawls	DB	6' 1"	170	Fr.	Pensacola, Fla.
31	Solomon Lowery Jr.	WR	6' 3"	192	Fr.	St. Petersburg, Fla.
31	DeMarco Ward	LB	6' 1"	227	Fr.	Duluth, Ga.
32	Jeremiah Giedrys	WR	6' 1"	201	R-Jr.	Fernandina Beach, Fla.
32	Peter Warrick Jr.	DB	5' 10"	170	R-So.	Marietta, Ga.
33	Demetric Stephens	RB	5' 11"	205	Fr.	Tallahassee, Fla.
35	Dylan Brown-Turner	LB	6' 1"	210	Fr.	Dallas, Texas
36	Omar Graham, Jr.	LB	6' 1"	225	R-Fr.	Fort Lauderdale, Fla.
37	Christian White	DB	5' 11"	177	R-Fr.	Ellenwood, Ga.
38	Shyheim Brown	DB	6' 2"	205	R-So.	Lake City, Fla.
39	Jaden Floyd	DB	5' 11"	197	R-So.	Winter Garden, Fla.
39	Vance Nicklaus	TE	6' 5"	240	R-So.	Norcross, Ga.
41	AJ Cottrill	LB	6' 0"	222	R-Fr.	Tampa, Fla.

ROSTER



THE 2023 FLORIDA STATE SEMINOLES

NO.	NAME	POS.	HT.	WT.	YR.	HOMETOWN
42	Harold Stubbs IV	DB	5' 11"	173	R-Fr.	Jacksonville, Fla.
43	Danj Altine	DB	5' 9"	190	R-Sr.	Miami, Fla.
43	Mac Chiumento	P	6' 4"	219	R-Fr.	Daytona Beach, Fla.
44	Joshua Farmer	DL	6' 3"	311	R-So.	Port St. Joe, Fla.
45	Preston Daniel	TE	6' 4"	236	R-Jr.	Memphis, Tenn.
45	Lamont Green, Jr.	DL	6' 3"	223	Fr.	Miami, Fla.
46	Ashton Bracewell	LB	6' 3"	227	Fr.	Palm Coast, Fla.
47	Jimmy Casey	TE	6' 7"	237	R-Fr.	Quakertown, Penn.
47	Donny Hiebert	DB	6' 2"	196	Fr.	Gainesville, Fla.
48	Jayden Bradford	DB	6' 0"	172	Fr.	Kissimmee, Fla.
48	Jackson West	TE	6' 4"	244	R-So.	Huntsville, Ala.
49	James Rosenberry, Jr.	LS	6' 0"	230	R-Sr.	Delaware, Ohio
52	Robert Scott, Jr.	OL	6' 5"	313	R-Jr.	Conway, Ark.
53	Maurice Smith	OL	6' 3"	296	R-Jr.	Miami, Fla.
53	Brandon Torres	LB	6' 1"	225	Fr.	Naples, Fla.
54	Jaylen Early	OL	6' 4"	299	R-Fr.	Duncanville, Texas
54	Byron Turner, Jr.	DL	6' 4"	244	R-So.	Port Sulpher, La.
55	Braden Fiske	DL	6' 5"	297	R-Sr.	Michigan City, Ind.
55	Qae'shon Sapp	OL	6' 4"	325	R-Fr.	Leesburg, Ga.
56	KJ Sampson	DL	6' 3"	304	Fr.	New Bern, N.C.
57	Aaron Hester	DL	6' 2"	241	R-Fr.	Jacksonville, Fla.
58	Emile Aime	LB	5' 9"	220	R-So.	Miami Gardens, Fla.
58	Bless Harris	OL	6' 5"	326	R-Sr.	New Orleans, La.
60	Peyton Naylor	LS	5' 10"	191	Fr.	Tallahassee, Fla.
61	Mason Arnold	LS	6' 0"	215	R-So.	Tampa, Fla.
63	Jeremiah Byers	OL	6' 4"	325	R-Jr.	Austin, Texas
64	David Stickle	OL	6' 3"	285	R-Jr.	Pace, Fla.
65	Andre' Otto	OL	6' 5"	326	Fr.	Key West, Fla.
66	Ben Ostaszewski	OL	6' 3"	291	R-Jr.	Cumming, Ga.
67	Thomas Shrader	OL	6' 5"	295	R-Jr.	Venice, Fla.
68	LaNard Toney	OL	6' 0"	306	R-Fr.	Rockledge, Fla.
69	Kanaya Charlton	OL	6' 5"	338	R-Fr.	Brunswick, Ga.
70	Casey Roddick	OL	6' 4"	309	R-Sr.	Ojai, Calif.
71	D'Mitri Emmanuel	OL	6' 2"	309	R-Sr.	Charlotte, N.C.
72	Julian Armella	OL	6' 6"	320	R-Fr.	Miami, Fla.
75	Keiondre Jones	OL	6' 3"	332	R-Jr.	LaGrange, Ga.
76	Darius Washington	OL	6' 4"	306	R-Jr.	Pensacola, Fla.
77	Bryson Estes	OL	6' 3"	300	R-So.	McDonough, Ga.
78	Daughtry Richardson	OL	6' 5"	316	R-Fr.	Miami, Fla.
79	Lucas Simmons	OL	6' 8"	313	Fr.	Stockholm, Sweden
80	Goldie Lawrence	WR	6' 0"	193	Fr.	Sanford, Fla.
81	Joshua Burrell	Athlete	6' 2"	216	R-So.	Blythewood, S.C.
82	Carson Pielock	WR	6' 1"	192	R-Fr.	Lake Nona, Fla.
83	Zamari McKenley	WR	5' 10"	167	Fr.	Fort Lauderdale, Fla.
84	Kyle Morlock	TE	6' 6"	239	R-Jr.	Blairsville, Ga.
85	Markeston Douglas	TE	6' 4"	285	R-Jr.	Brownsville, Tenn.
86	Brian Courtney	TE	6' 3"	238	So.	Ashburn, Va.
87	Xavier Johnson	WR	6' 2"	196	JR	Chandler, Ariz.
88	Ryan Fitzgerald	K	6' 1"	198	R-Jr.	Coolidge, Ga.
88	Kentron Poitier	WR	6' 3"	205	R-Jr.	Coconut Grove, Fla.
89	Xavier Perkins	DL	6' 4"	245	Fr.	Tampa, Fla.
89	Jerrale Powers	TE	6' 4"	236	R-Fr.	Fort Worth, Texas
91	Ayobami Tifase	DL	6' 4"	299	R-Fr.	Baltimore, Md.
92	Liam McCormick	DL	6' 3"	283	R-So.	Islip, N.Y.
93	Malakai Menzer	DL	6' 1"	247	R-Jr.	Punta Gorda, Fla.
94	George Sklavenitis	DL	6' 2"	242	R-Fr.	Cooper City, Fla.
95	Daniel Lyons	DL	6' 4"	288	R-Fr.	Miami, Fla.
96	Dante Anderson	DL	6' 3"	240	R-Fr.	Miami, Fla.
97	Dylan Brown	DL	6' 2"	335	R-Sr.	Tampa, Fla.
98	Grant Fielder	DL	6' 2"	235	Fr.	Smyrna, Ga.
98	Tyler Keltner	K	5' 11"	188	R-Sr.	Tallahassee, Fla.
99	Max Larson	K	6' 0"	196	R-So.	Davie, Fla.
99	Malcolm Ray	DL	6' 2"	292	R-Jr.	Miami Gardens, Fla.

ROSTER

THE 2023 MIAMI HURRICANES



NO.	NAME	POS.	HT.	WT.	YR.	HOMETOWN
0	Te'Cory Couch	CB	5-10	175	5th-Year Sr.	Fort Lauderdale, Fla.
0	Brashard Smith	WR	5-10	196	Jr.	Richmond Heights, Fla.
2	Donald Chaney, Jr.	RB	5-10	210	4th-Year R-So.	Homestead, Fla.
2	Daryl Porter, Jr.	DB	5-10	185	4th-Year Jr.	Fort Lauderdale, Fla.
3	Jacolby George	WR	6-1	176	Jr.	Lauderhill, Fla.
3	Akheem Mesidor	DL	6-3	280	4th-Year Jr.	Ottawa, Ontario
4	Keontra Smith	LB	5-11	225	5th-Year Sr.	West Park, Fla.
4	Colbie Young	WR	6-5	215	Jr.	Binghamton, N.Y.
5	Ray Ray Joseph	WR	5-10	175	Fr.	Miami, Fla.
5	Kamren Kinchens	S	6-1	205	Jr.	Miami, Fla.
6	Damari Brown	DB	6-2	195	Fr.	Plantation, Fla.
6	TreVonte' Citizen	RB	6-1	220	R-Fr.	Lake Charles, La.
7	Davonte Brown	DB	6-2	185	4th-Year Jr.	Plantation, Fla.
7	Xavier Restrepo	WR	5-10	198	4th-Year Jr.	Coconut Creek, Fla.
8	Josh Horton	DL	6-4	295	Fr.	Fairburn, Ga.
8	Frank Ladson, Jr.	WR	6-4	205	5th-Year Sr.	Miami, Fla.
9	Nyjalik Kelly	DL	6-5	250	So.	Fort Lauderdale, Fla.
9	Tyler Van Dyke	QB	6-4	230	4th-Year Jr.	Glastonbury, Conn.
11	Jacurri Brown	QB	6-4	220	So.	Valdosta, Ga.
11	Corey Flagg, Jr.	LB	6-1	230	4th-Year Jr.	Houston, Texas
12	Jahfari Harvey	DL	6-4	252	5th-Year R-Jr.	Port St. Lucie, Fla.
12	Robby Washington	WR	5-11	180	Fr.	Miami, Fla.
13	Michael Redding III	WR	6-2	196	4th-Year R-So.	Pensacola, Fla.
13	Chantz Williams	DL	6-4	255	4th-Year Jr.	Jacksonville, Fla.
15	Tyler Harrell	WR	6-1	200	6th-Year R-Sr.	Miami, Fla.
15	Markeith Williams	DB	6-2	175	R-Fr.	Orlando, Fla.
16	Isaiah Horton	WR	6-4	205	R-Fr.	Murfreesboro, Tenn.
16	Robert Stafford	DB	5-11	175	Fr.	Melbourne, Fla.
17	Bobby Washington, Jr.	LB	6-3	220	Fr.	Miami, Fla.
17	Emory Williams	QB	6-5	220	Fr.	Milton, Fla.
18	Aristides Angelo, Jr.	QB	6-2	210	Fr.	Miami, Fla.
18	Riply Luna	QB	6-2	205	Fr.	Kellogg, Idaho
18	Jayden Wayne	DL	6-6	245	Fr.	Tacoma, Wash.
19	Joe Borchers	QB	6-3	210	Fr.	Sarasota, Fla.
19	Jayden George	QB	6-3	210	5th-Year Sr.	Indianapolis, Ind.
19	Jaden Harris	DB	6-1	195	R-Fr.	Atlanta, Ga.
20	Terrell Walden II	RB	5-9	180	R-Fr.	Winter Garden, Fla.
20	James Williams	S	6-5	215	Jr.	Fort Lauderdale, Fla.
21	Henry Parrish, Jr.	RB	5-10	190	4th-Year Jr.	Goulds, Fla.
21	Kaleb Spencer	DB	6-2	200	Fr.	Gloucester, Va.
22	Jaden Davis	DB	5-10	182	R-Sr.	Fort Lauderdale, Fla.
22	Mark Fletcher, Jr.	RB	6-2	225	Fr.	Fort Lauderdale, Fla.
23	K.J. Cloyd	LB	6-2	228	4th-Year Jr.	Columbia, Miss.
23	Jaleel Skinner	TE	6-5	210	So.	Greer, S.C.
24	Malik Bryant	LB	6-2	225	Fr.	Orlando, Fla.
24	Chris Johnson, Jr.	RB	6-1	180	Fr.	Fort Lauderdale, Fla.
25	Jadais Richard	DB	6-1	195	So.	West Monroe, La.
25	Jefferson Walls	WR	5-11	185	5th-Year R-Jr.	Orlando, Fla.
27	Brian Balom	S	6-1	200	4th-Year R-So.	Miramar, Fla.
28	Ajay Allen	RB	5-11	186	R-Fr.	Monroe, La.
28	Souleymane Bangoura	DB	6-2	198	4th-Year Jr.	Tucson, Ariz.
29	Demetrius Freeney	DB	6-1	190	So.	San Leandro, Calif.
30	Andres Borregales	K	5-11	170	Jr.	Miami, Fla.
30	Mike Peraino	RB	5-9	192	R-Fr.	Staten Island, N.Y.
31	Wesley Bissainthe	LB	6-1	205	So.	Miami, Fla.
32	Raul Aguirre, Jr.	LB	6-2	233	Fr.	Fayetteville, Ga.
33	Marcellius Pulliam	LB	6-3	230	Fr.	Tyrone, Ga.
34	Ryan Ragone	LB	5-11	220	5th-Year Redshirt Jr.	Houston, Texas
35	Kolby Luna	WR	6-2	205	Fr.	Kellogg, Idaho
35	Michael Suarez	LB	5-11	220	4th-Year Redshirt So.	Miami, Fla.
36	Nick Kelly	DB	5-10	189	R-Fr.	Santa Rosa, Calif.
37	William Hawkins IV	WR	6-4	208	Fr.	Wake Forest, N.C.
38	Myles Mooyoung	DB	5-11	195	R-Fr.	Chicago, Ill.
38	Patrick Stepelton	WR	6-2	198	Fr.	Fort Lauderdale, Fla.
39	Cyrus Moss	DL	6-5	215	R-Fr.	Las Vegas, Nev.
40	Luis Gutierrez, Jr.	CB	5-9	170	4th-Year R-So.	Key Biscayne, Fla.

ROSTER

THE 2023 MIAMI HURRICANES



NO.	NAME	POS.	HT.	WT.	YR.	HOMETOWN
41	Chase Smith	LB	6-2	210	R-So.	Palm Bay, Fla.
43	Chris Pastora	WR	6-2	185	5th-Year Sr.	Miami, Fla.
43	Rocky Shelton II	LB	5-11	225	6th-Year R-Sr.	Fort Lauderdale, Fla.
44	Rueben Bain, Jr.	DL	6-3	275	Fr.	Miami, Fla.
44	Syncere Sampson	RB	5-9	220	R-Fr.	Orlando, Fla.
45	Braylon Lamar	LB	6-1	203	Fr.	Cary, N.C.
46	Kyan Gibbs	RB	5-8	195	Fr.	Chicago, Ill.
48	Owen Ruskavich	TE	6-7	228	Fr.	Great Falls, Va.
49	Mason Napper	LS	6-2	225	4th-Year R-So.	Marietta, Ga.
51	Francisco Mauigoa	LB	6-3	230	Jr.	Ili'ili, American Samoa
52	Luis Cristobal, Jr.	OL	6-1	295	5th-Year R-Jr.	Miami, Fla.
52	Patrick Sullivan	LB	6-1	200	Fr.	Mobile, Ala.
53	Lucas Peterson	LB	6-1	190	R-So.	Hartland, Wisc.
53	Lucas Vargas-Diaz	OL	6-2	265	Fr.	Bogota, Colombia
54	Michael Donovan	LS	6-3	225	So.	Beverly Hills, Mich.
55	Matt Lee	C	6-4	295	5th-Year R-Jr.	Oviedo, Fla.
55	Jacob Lichtenstein	DL	6-5	270	6th-Year R-Sr.	Weston, Fla.
56	Jonathan Denis	OL	6-3	320	4th-Year R-So.	Homestead, Fla.
56	Leonard Taylor III	DL	6-3	305	So.	Miami, Fla.
57	Matt Antezana	OL	6-1	247	R-Fr.	Miami, Fla.
57	Justin Wood	LS	6-1	198	Fr.	Miami, Fla.
58	Branson Deen	DL	6-2	280	6th-Year R-Sr.	Indianapolis, Ind.
59	Thomas Gore	DL	6-1	280	5th-Year R-Jr.	Nashville, Tenn.
60	Zion Nelson	OL	6-5	316	4th-Year Jr.	Sumter, S.C.
61	Francis Mauigoa	OL	6-6	315	Fr.	Ili'ili, American Samoa
62	Tommy Kinsler IV	OL	6-6	340	Fr.	Ocala, Fla.
63	Samson Okunlola	OL	6-6	300	Fr.	Brockton, Mass.
64	Jalen Rivers	OL	6-5	325	4th-Year R-So.	Jacksonville, Fla.
68	Ian Johnson	OL	5-10	280	R-Fr.	Miami, Fla.
69	Trent Scheuerman	DL	6-4	220	R-Fr.	Marietta, Ga.
70	Javion Cohen	OL	6-4	305	4th-Year Jr.	Phenix City, Ala.
71	Antonio Tripp, Jr.	OL	6-3	300	Fr.	Baltimore, Md.
72	Chris Washington	OL	6-7	285	3rd-Year R-Fr.	Nashville, Tenn.
73	Anez Cooper	OL	6-6	350	So.	Pleasant Grove, Ala.
75	Frankie Tinilau	OL	6-6	325	Fr.	Brisbane, Australia
76	Ryan Rodriguez	OL	6-2	275	R-Fr.	Miami, Fla.
77	Logan Sagapolu	OL	6-2	340	4th-Year R-So.	Lehi, Utah
78	Matthew McCoy	OL	6-6	290	R-Fr.	St Johns, Fla.
80	Elijah Arroyo	TE	6-4	235	So.	Frisco, Texas
81	Jared Harrison-Hunte	DL	6-4	285	5th-Year R-Jr.	Middle Village, N.Y.
82	Jason Campbell	WR	6-1	180	R-Fr.	Tarrytown, N.Y.
83	Shemar Kirk	WR	6-1	188	Jr.	Nashville, Tenn.
84	Cam McCormick	TE	6-5	260	R- Sr.	Bend, Ore.
84	Josh Neely	TE	6-3	260	4th-Year R-So.	Miami, Fla.
85	Jackson Carver	TE	6-6	220	Fr.	Woodbury, Minn.
85	Ronald Daragjati	K	5-11	180	Fr.	St. John's, Fla.
86	Fred Potter	P	5-11	200	3rd-Year R-Fr.	London, United Kingdom
87	Stone Springman	K	6-4	180	Fr.	Sarasota, Fla.
88	Jamil Burroughs	DL	6-3	310	4th-Year R-So.	Powder Springs, Ga.
88	Riley Williams	TE	6-6	240	Fr.	Portland, Ore.
92	Samuel Coufal	DL	6-2	250	Fr.	Wales, Wisc.
93	Anthony Campbell	DL	6-7	300	5th-Year Sr.	Bartow, Fla.
94	Dylan Joyce	P	6-2	215	Fr.	Kyabram, Australia
95	Cooper Ricks	DL	6-3	230	Fr.	Davidson, N.C.
96	Collins Acheampong	DL	6-7	270	Fr.	Cape Coast, Ghana
97	Will Hutchinson	P	6-4	195	4th-Year R-So.	Barrington, Ill.
97	Will Rocha	K	5-11	175	Fr.	Mandeville, La.
98	Tyler Lassiter	DL	6-3	215	Fr.	Raleigh, N.C.
99	Ahmad Moten	DL	6-3	325	R-Fr.	Fort Lauderdale, Fla.

COACHES



HEAD COACH
MIKE NORVELL



ALEX ATKINS

OFFENSIVE COORDINATOR/
OFFENSIVE LINE

ADAM FULLER

DEFENSIVE COORDINATOR

JOHN PAPUCHIS

SPECIAL TEAMS COORDINATOR/
DEFENSIVE ENDS

RANDY SHANNON

CO-DEFENSIVE COORDINATOR/
LINEBACKERS

CHRIS THOMSEN

DEPUTY HEAD COACH/TIGHT ENDS

ODELL HAGGINS

ASSOCIATE HEAD COACH/
DEFENSIVE TACKLES

RON DUGANS

WIDE RECEIVERS

DAVID JOHNSON

RUNNING BACKS

TONY TOKARZ

QUARTERBACKS

PATRICK SURTAIN SR.

DEFENSIVE BACKS



HEAD COACH
MARIO CRISTOBAL



SHANNON DAWSON
OFFENSIVE COORDINATOR/
QUARTERBACKS

LANCE GUIDRY
DEFENSIVE COORDINATOR

ALEX MIRABAL
ASSISTANT HEAD COACH/
OFFENSIVE LINE

JOE SALAVE'A
DEFENSIVE LINE/ASSOCIATE HEAD
COACH

TIM HARRIS
RUNNING BACKS

DEREK NICHOLSON
LINEBACKERS

KEVIN BEARD
WIDE RECEIVERS

JAHMILE ADDAE
SECONDARY

JASON TAYLOR
DEFENSIVE LINE

CODY WOODIEL
TIGHT ENDS

2023 SEMINOLE SPORTS NETWORK AFFILIATES FOOTBALL GAMES AND MIKE NORVELL TALK SHOW PLEASE CHECK SEMINOLES.COM FOR UP-TO-DATE LISTINGS

- Tallahassee - FM - 94.9 WTNT
- DeFuniak Springs - AM - 1460 WZEP
- Ft. Walton Beach. - AM - 1400 WFDM
- Jacksonville - AM - 690 WOKV
- Lakeland - AM - 1430 WLKF
- Lake City - AM - 1340 WDSR
- Lake City - FM - 95.5 WDSR
- Live Oak - FM - 106.1 WJZS
- Marianna - FM - 100.9 WJAQ
- Melbourne - FM - 105.5 WIXC
- Melbourne - AM - 1060 WIXC
- Miami/West Palm Beach - AM - 850 WFTL
- Orlando - AM - 660 WDYZ
- Panama City - FM - 94.5 WFLF
- Pensacola - AM - 1620 WNRP
- Pensacola - FM - 92.3 WNRP
- Port St Lucie - AM - 1590 WPSL
- Tampa - AM - 1010 WHFS
- Tampa - FM - 92.1 WHFS
- Bainbridge, Ga. - FM - 101.9 WBGE



SEMINOLE SPORTS NETWORK BROADCASTERS

Jeff Culhane was named Director of Broadcasting for LEARFIELD's Seminole Sports Properties on June 20, 2022, and is in his first season serving as the voice for Florida State football and men's basketball. Culhane has over 20 years of multimedia experience and has extensive experience growing radio networks through adding new affiliates and producing original content, including daily shows, weekly features and podcasts that highlight student-athletes and coaches in each program.

Tom Block is currently in his 29th year on the FSU radio network. Block holds the role of VP of Advanced Relations for the FSU Foundation and was the former Sports Director at WTXL ABC 27. In addition to Sports Director, Block has been a longtime announcer for various sports networks including Sunshine Network, Sun Sports, Bally Sports Florida, ESPNU and ACCN.

William "Bar None" Floyd started as an Analyst in 2008 alongside legendary FSU voice Gene Deckerhoff after a decorated college and pro football career. Floyd is the most recent fullback to be selected in the first round of the NFL Draft (1994) and spent seven seasons in the pros, winning a Super Bowl with the San Francisco 49ers. Floyd was inducted in the FSU Football Hall of Fame in 2017 and was an ACC Legends inductee in 2006.



JEFF CULHANE
Play-By-Play



WILLIAM "BAR NONE" FLOYD
Analyst



TOM BLOCK
Sideline, Pregame Show Host

CONFERENCE STANDINGS

ACC

CONFERENCE STANDINGS



	<i>ACC RECORD</i>	<i>OVERALL RECORD</i>
FLORIDA STATE	7-0	9-0
LOUISVILLE	5-1	8-1
GEORGIA TECH	4-2	5-4
NORTH CAROLINA	3-2	7-2
BOSTON COLLEGE	3-2	6-3
DUKE	3-2	6-3
NC STATE	3-2	6-3
VIRGINIA TECH	3-2	4-5
MIAMI	2-3	6-3
CLEMSON	2-4	5-4
PITT	1-4	2-7
VIRGINIA	1-4	2-7
WAKE FOREST	1-5	4-5
SYRACUSE	0-5	4-5

AP TOP 25 STANDINGS

	<i>TEAM</i>	<i>2023 RECORD</i>	<i>PREVIOUS</i>
①	GEORGIA	9-0	1
②	MICHIGAN	9-0	2
③	OHIO STATE	9-0	3
④	FLORIDA STATE	9-0	4
⑤	WASHINGTON	9-0	5
⑥	OREGON	8-1	6
⑦	TEXAS	8-1	7
⑧	ALABAMA	8-1	8
⑨	PENN STATE	8-1	9
⑩	OLE MISS	8-1	11
⑪	LOUISVILLE	8-1	15
⑫	OREGON STATE	7-2	16
⑬	UTAH	7-2	18
⑭	TENNESSEE	7-2	19
⑮	OKLAHOMA STATE	7-2	NR
⑯	MISSOURI	7-2	14
⑰	OKLAHOMA	7-2	10
⑱	LSU	6-3	13
⑲	KANSAS	7-2	22
⑳	TULANE	8-1	21
㉑	JAMES MADISON	9-0	23
㉒	NOTRE DAME	7-3	12
㉓	ARIZONA	6-3	NR
㉔	NORTH CAROLINA	7-2	NR
㉕	LIBERTY	9-0	NR