


FILE COPY — DO NOT REMOVE

metro

The Official Magazine of the Metro Conference


LOUISVILLE'S CARDINALS

Defending NCAA Champions



Head coach Denny Crum with returning starters Rodney McCray (L), Derek Smith, Jerry Eaves and Wiley Brown

ter




Florida State basketball will take its exciting "floor show" to the spacious Tallahassee — Leon County Civic Center beginning with the 1981-82 season. You'll want to get in on all the action as the Seminoles will face some of the better teams in the country. Then, the 1982-83 will offer fans what many consider to be the best post-season tournament in the nation — the Metro Conference Championships. So get set. Seminole basketball and much, much more will be coming your way shortly.

ction

 Tallahassee • Leon County
CIVIC CENTER

1980-81 LOUISVILLE BASKETBALL ROSTER

No.	Name	Pos.	Ht.	Wt.	Cl.
4	Lancaster Gordon	G	6-3	185	Fr.
5	Jerry Eaves	G	6-4	180	Jr.
14	Greg Deuser	G	6-0	170	Jr.
21	Scooter McCray	F-G	6-8	185	So.
22	Rodney McCray	F-C	6-7	220	So.
24	Daryl Cleveland	F	6-7	190	Sr.
25	Steve Clark	G	6-5	175	So.
30	Danny Griffith	F	6-4	200	Fr.
33	Charles Jones	F-C	6-8	215	Fr.
34	Roger Burkman	G	6-5	175	Sr.
40	Marty Pulliam	C	6-9	225	Jr.
41	Wiley Brown	F-C	6-8	220	Jr.
43	Derek Smith	F	6-6	205	Jr.
44	Poncho Wright	G-F	6-5	195	Jr.



200 TULLY GYM • TALLAHASSEE FL 32306 • 904-644-4038

LOUISVILLE (11-8)
vs.
FLORIDA STATE (11-7)
February 7, 1981
1:30 p.m.
Tallahassee, Florida

THE GAME--Today's contest marks the second time this season the two Metro foes have met. Louisville took the opening contest 98-78 on January 17. Prior to today's game, the Seminoles lost a heartbreaker 72-71 to St. Louis Wednesday on a shot with two seconds left by the Billikens Willie Becton. Prior to the St. Louis loss, the Tribe had won four straight and seven of its last nine games. One of the hottest teams in the nation, Louisville has captured its last five straight games, all at home. The Cardinals have also won nine of ten and 10 of 12. The last Cardinal loss was a 60-55 defeat at the hands of Memphis State in overtime.

THE LAST MEETING--In the Seminoles 98-78 loss at Louisville, the team trailed 12-2 early and could never come back. The win increased the Cardinals series lead to 12-3. Florida State's last win over Louisville came on February 17, 1978 at Tully Gym by a score of 81-70. Since then the Cardinals have captured the last seven meetings.

THE METRO--Today's game marks a meeting between the No. 1 and No. 3 team in the league. Louisville tops the conference with a 6-1 mark (11-8 overall), while FSU is third at 4-3 (11-7). Memphis State is sandwiched in between with a 5-2 mark (12-7).

METRO AND TV--Today's contest is the Metro Game of the Week and will be carried across the country. The Seminoles get the opportunity to become television stars when the team plays host to Cincinnati on February 14. The game is once again on Metro television.

THE COACHES--The Seminoles are led by third year mentor Joe Williams (SMU '56) who has a 286-173 record in 16 plus years of coaching. Williams previous coaching stints have been at Jacksonville (1964-70; 92-61) and Furman (1970-78; 142-87). With the Seminoles, Williams is 52-25 in two plus seasons. The Cardinals are guided by tenth year coach Denny Crum. With the Cardinals, Crum is 230-63 for a .785 winning percentage, second best among the nation's active coaches. Last season Crum's Cardinal team finished 33-3 on the way to the national championship.

FILE COPY — DO NOT REMOVE

TODAY'S LINEUP--

<u>Florida State</u>			<u>Louisville</u>		
20	James Bozeman	(6-5, Jr. 8.9/3.9) F	43	Derek Smith	(6-6, Jr. 15.7/7.7)
43	Kris Anderson	(6-9, Sr. 9.5/7.0) F	22	Rodney McCray	(6-7, So. 10.3/8.1)
42	Elvis Rolle	(6-11, Sr. 15.7/7.9) C	33	Charles Jones	(6-8, Fr. 5.0/4.0)
11	Bobby Parks	(5-11, Sr. 6.3/2.2) G	5	Jerry Eaves	(6-4, Jr. 12.5/2.3)
22	Mickey Dillard	(6-3, Sr. 18.3/3.6) G	4	Lancaster Gordon	(6-3, Fr. 7.2/2.4)

METRO HONORS--Two players today have won recent Metro honors. For the Seminoles, guard Mickey Dillard was named Metro Player of the Month for January when he averaged 19.2 points in nine games. Cardinal Jerry Eaves also earned honors, capturing the Metro Player of the Week for 1/25-2/1.

JUST WONDERING--Several Seminoles are getting close in the all-time record books. The Seminoles are: Mickey Dillard field goals made 569, sixth behind David Thompson (571)...field goals attempted 1106 ninth behind Dave Cowens (1122)...games played 105 tied for fifth with Carlton Byrd...points scored, second with 1549 behind 1820 by Jim Oler. Kris Anderson is eighth in games played with 98, two behind Greg Grady. And, guard Bobby Parks is also in the games played category with 87 placing him tenth behind Jim Oler with 91.

NEXT--The Seminoles remain at home and will face St. Louis once again on Monday at 7:30. The Cardinals hit the road and head for Virginia Tech for their Monday night game.

OFFICIAL METRO CONFERENCE
BASKETBALL BOX SCORE

Date Feb. 7, 1981 Site Tallahassee, Fla
Attendance 2,982

No.		FG	FGA	FT	FTA	REB			PF	TP	A	TO	BLK	S	MIN
						O	D	T							
20	James Bozeman	6	11	0	0	1	2	3	5	12	0	0	0	0	21
43	Kris Anderson	5	6	2	2	2	2	4	5	12	1	4	0	1	39
42	Elvis Rolle	4	9	7	10	4	7	11	3	15	1	1	1	0	35
11	Bobby Parks	5	8	4	6	1	0	1	4	14	0	2	0	3	40
22	Mickey Dillard	4	14	5	9	1	3	4	2	13	4	7	2	3	45
10	Rodney Arnold	2	9	1	2	2	0	2	4	5	1	1	0	2	28
35	Oren Gilmore	1	2	0	1	0	4	4	1	2	0	1	0	0	16
54	Pernell Tookes														
12	Ed Young														
15	Derrick Groomes														
24	Grea Collinsworth	0	0	0	0	0	0	0	1	0	0	0	0	0	1
3	Steve Dillard														
32	Scott Matchett														
33	Donnie Kuhl														

TEAM REBOUNDS (Included in Totals)

TOTALS 27 59 19 30 12 18 30 25 73 7 16 3 9 225

Game FG 46% FT 63%

7 Deadball Rebounds

PERCENTAGES: 1st Half FG 40% FT 80%

2nd Half FG FT

No.		FG	FGA	FT	FTA	REB			PF	TP	A	TO	BLK	S	MIN
						O	D	T							
43	Derek Smith	4	8	7	8	2	3	5	4	15	1	1	0	0	34
22	Rodney McCray	2	5	1	2	3	5	8	3	5	2	2	1	0	39
33	Charles Jones	3	6	2	4	5	5	10	5	8	0	0	1	1	21
4	Lawrence Gordon	5	15	3	4	5	2	7	3	13	3	4	0	3	34
5	Jerry Eaves	6	8	3	6	0	0	0	5	15	1	3	0	1	27
34	Roger Burkman	0	2	0	0	0	1	1	5	0	0	3	0	0	12
21	Scooter McCray	6	11	7	8	2	6	8	3	18	1	2	0	1	34
44	Poncho Wright	0	1	0	0	0	1	1	0	0	0	0	0	0	5
41	Wiley Brown	0	0	1	2	0	0	0	0	2	0	1	0	0	10
14	Greg Deuser	3	4	0	1	0	1	1	0	6	1	1	0	0	4
40	Marty Pulliam														
23	Joey Frazer														

TEAM REBOUNDS (Included in Totals)

TOTALS 29 60 24 35 17 25 42 28 82 9 17 2 6 225

Game FG 48% FT 69%

6 Deadball Rebounds

PERCENTAGES: 1st Half FG 42% FT 50%

2nd Half FG FT

OFFICIALS: Austin, Barth, Nichols

Technical Fouls: _____

Notes: _____

SCORE BY PERIODS	1st H.	2nd H.	OT	OT	FINAL
Florida State U	32	36	5		73
Louisville	36	32	14		82

FLORIDA STATE UNIVERSITY VS. LOUISVILLE

FEBRUARY 7, 1981

1:30 p.m.

FOR FSU: PARKS, BOZEMAN, DILLARD, ROLLE, ANDERSON

Tallahassee, Florida

FOR LOU: SMITH, R. MCCRAY, JONES, EAVES, GORDON

Tully Gym

FIRST HALF

TIME	FLORIDA STATE	SCORE	LOUISVILLE
19:35		0 0	Eaves pfl
19:35	Rolle makes 2 of 2	2 0	
19:09	Bozeman 15 ft. jumper	4 0	
18:58	Rolle pfl	4 0	
18:58		4 1	McCray makes 1 of 2
18:50		4 3	Eaves 20 ft. jumper
18:35	Parks 20 ft. jumper	6 3	
17:54		6 3	Gordon pfl
17:44	Bozeman pfl	6 3	
17:29	Rolle pf2	6 3	
17:29		6 3	Eaves misses 2 of 2
17:13	Parks 5 ft. jumper	8 3	
17:03		8 5	Gordon dunk
16:51	Anderson jumper	10 5	
15:58		10 7	Eaves 15 ft. jumper
15:49		T.V. TIME OUT	
15:47	Gilmore jumper	12 7	
15:11		12 7	Jones pfl
14:54	Bozeman pf2	12 7	
14:27	Dillard pfl	12 7	
14:27		12 8	Gordon makes 1 of 2
14:00		12 8	Smith pfl
13:30		12 10	Smith 12 ft. jumper
13:10		12 12	Eaves 25 ft. jumper
12:43		12 14	Gordon tip in
12:31		12 14	Smith pf2
12:19		T.V. TIME OUT	
11:46		12 14	S. McCray pfl
11:38	Bozeman 15 ft. jumper	14 14	
11:29	Bozeman pf3	14 14	
11:29		14 14	Jones misses 2 of 2
10:45		14 16	S. McCray (2 pts. for goal tending)
10:25	Collinsworth pfl	14 16	
10:25		14 18	Eaves makes 2 (1+)
10:02		14 20	Jones tip in
9:55	TIME OUT	14 20	
9:38		14 20	R. McCray pfl
9:38	Gilmore misses 1+	14 20	
9:30	Rolle dunk	16 20	
8:58		16 20	Jones pf2
8:58	Rolle makes 2 of 2	18 20	
8:31	Goal tending on Rolle	18 22	
7:58	Dillard pf2	18 22	
7:58		18 23	S. McCray makes 1 (1+)
7:37		18 25	Eaves 20 ft. jumper
7:18		18 27	Gordon 20 ft. jumper
6:50		18 27	R. McCray pf2
6:50	Rolle makes 2 (1+)	20 27	
6:31	Arnold pfl	20 27	
6:31		20 28	Smith makes 1 (1+)
6:17		20 30	Eaves layup
6:01	Anderson jumper	22 30	
5:38		22 32	S. McCray 5 ft. jumper
5:27		22 32	Gordon ;f2
5:27	Rolle makes 1 of 2	23 32	
4:07	Rolle dunk	25 32	
3:40		T.V. TIME OUT	
3:00	Gilmore pfl	25 32	
3:00		25 34	Jones makes 2 (1+)
1:21	Anderson jumper	27 34	
1:12		27 36	S. McCray layup
:43	Dillard layup	29 36	S. McCray pf2
:43	Dillard makes 1 of 1	30 36	
:04	Arnold layup	32 36	
	FLORIDA STATE	32 36	LOUISVILLE

FL METRO CONFERENCE
BALL BOX SCORE

Date 2/7/81 Site Tallahassee, Fla.
Attendance _____

	FG	FGA	FT	FTA	REB			PF	TP	A	TO	BLK	S	MIN
					O	D	T							
James Bozeman	2	4	0	0			2	3	4					
James Anderson	3	3	0	0			3	0	6					
James Rolle	2	6	7	8			6	2	11					
James Parks	2	3	0	0			0	0	4					
James Dillard	1	7	1	1			2	2	3					
James Arnold	1	5	0	0			1	1	2					
James Gilmore	1	2	0	1			4	1	2					
James Tookes														
James Young														
James Groomes														
James Collinsworth	0	0	0	0			0	1	0					
James Dillard														
James Matchett														
James Kuhl														

REBOUNDS (Included in Totals)

LS	12	30	8	10			18	10	32	4	8	0	3	
----	----	----	---	----	--	--	----	----	----	---	---	---	---	--

Game FG _____ FT _____ 2 Deadball Rebounds
 PERCENTAGES: 1st Half FG 40% FT 80%
 2nd Half FG _____ FT _____

	FG	FGA	FT	FTA	REB			PF	TP	A	TO	BLK	S	MIN
					O	D	T							
Greg Smith	1	3	1	2			3	2	3					
Greg McCray	0	3	1	2			6	2	1					
Greg Jones	2	4	2	4			7	2	6					
Greg Gordon	4	11	1	2			5	2	9					
Greg Eaves	4	5	2	4			0	1	10					
Greg Burkman	0	2	0	0			0	0	0					
Greg McCray	3	4	1	2			1	2	7					
Greg Wright	0	1	0	0			1	0	0					
Greg Brown														
Greg Deuser														
Greg Pulliam														
Greg Frazer														

REBOUNDS (Included in Totals)

LS	14	33	8	16			23	11	36	1	8	2	3	
----	----	----	---	----	--	--	----	----	----	---	---	---	---	--

Game FG _____ FT _____ 4 Deadball Rebounds
 PERCENTAGES: 1st Half FG 42% FT 50%
 2nd Half FG _____ FT _____

Austin, Barth, Nichols	SCORE BY PERIODS				1st H.	2nd H.	OT	OT	FINAL
Flouls:	Florida State U				32				
	Louisville				33				

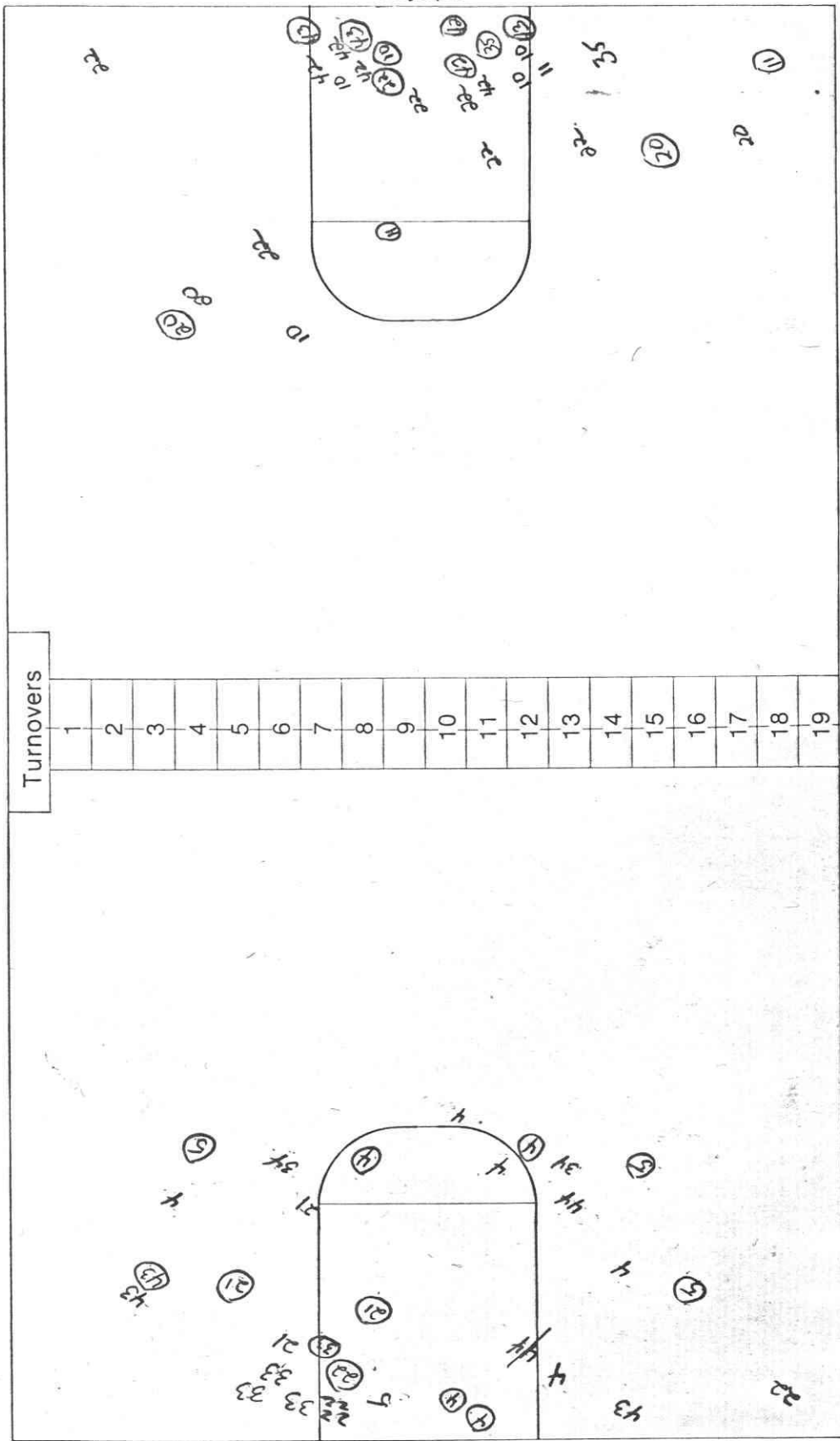
National Collegiate Athletic Association
BASKETBALL SHOT CHART

First Half

Second Half

(Circle one)

Layups



Attempted 30

Made _____

Percentage _____

Attempted 33

Made _____

Percentage _____

Layups

SECOND HALF

TIME	FLORIDA STATE	SCORE	LOUISVILLE
19:35		32 38	R. McCray dunk
19:27		32 38	Jones pf3
19:18	Dillard 10 ft. jumper	34 38	
18:57		34 40	Gordon 5 ft. jumper
18:30		34 42	Eaves 10 ft. jumper
18:16	Dillard 10 ft. jumper	36 42	
18:07	Dillard layup	38 42	
17:50		38 44	Jones tip in
17:41		38 44	Jones pf4
17:29		38 44	Eaves pf2
16:53		38 44	Eaves pf3
16:46	Anderson pf1	38 44	
16:46		38 45	Eaves makes 1 of 2
16:22	Parks pf1	38 45	
15:41		38 45	Burkman pf1
15:41	Anderson makes 2 of 2	40 45	
15:41		T.V. TIME OUT	
14:36		40 45	Burkman pf2
14:17		40 45	Burkman pf3
14:17	Dillard makes 1 of 2	41 45	
13:50		41 47	S. McCray jumper
13:38		41 47	Burkman pf4
13:38	Parks makes 1 of 2	42 47	
13:22	Parks pf2	42 47	
13:01	Bozeman layup	44 47	
12:41	Anderson pf2	44 47	
12:11	Bozeman jumper	46 47	
11:50		46 47	TIME OUT
11:22	Parks pf3	46 47	
10:41		46 49	Eaves 15 ft. jumper
10:29		46 49	R. McCray pf3
10:29	Rolle misses 2 of 2	46 49	
10:13		46 49	Eaves pf4
10:13	Dillard makes 2 of 2	48 49	
10:00		48 51	S. McCray jumper
9:46	Bozeman layup	50 51	
9:31	Arnold pf2	50 51	
9:25		50 51	Gordon pf3
9:15	Anderson 20 ft. jumper	52 51	
8:45	Anderson pf3	52 51	
8:45		52 52	Brown makes 1 of 2
8:42	Rolle pf3	52 52	
8:42		52 54	S. McCray makes 2 of 2
7:54	Rolle jumper	54 54	
7:31		54 56	Smith layup
7:20	TIME OUT	54 56	
7:07	Bozeman pf4	54 56	
7:07		54 58	S. McCray makes 2 (1+)
6:56		54 58	Jones pf5
6:56	Dillard makes 1 (1+)	55 58	
5:48	Arnold jumper	57 58	
5:29		57 58	Eaves pf5
5:29	Parks makes 2 (1+)	59 58	
5:11	Anderson pf4	59 58	
5:11		59 60	S. McCray makes 2 of 2
4:22	Parks layup	61 60	Burkman pf5
4:22	Parks makes 1 of 1	62 60	
4:08		62 62	Smith layup
2:41	Rolle layup	64 62	
2:31	Parks layup	66 62	
2:25		66 62	TIME OUT
2:15		66 64	Deuser 20 ft. jumper
1:53		66 64	S. McCray pf3
1:53	Dillard misses 2 of 2	66 64	
1:37		66 64	TIME OUT
1:03		66 66	Smith jumper
:22	Parks layup	68 66	TIME OUT at :18
:09		68 68	S. McCray layup

5 minutes overtime

SECOND HALF

TIME	FLORIDA STATE	SCORE		LOUISVILLE
4:39	Arnold pf3	68	68	
4:39		68	70	Smith makes 2 (1+)
4:19		68	70	Smith pf3
4:19	Parks misses 1+	68	70	
3:37	Bozeman jumper	70	70	
3:15	Bozeman pf5	70	70	
3:15		70	72	Smith makes 2 (1+)
3:09		70	72	Smith pf4
3:09	Arnold makes 1 (1+)	71	72	
2:29		71	74	Deuser layup
2:09	Anderson 20 ft. jumper	73	74	
1:06		73	76	R. McCray layup
:49	Parks pf4	73	76	
:49	TIME OUT	73	76	Deuser misses 1+
:25	Arnold pf4	73	76	
:25	TIME OUT	73	78	Smith makes 2 (1+)
:09	Anderson pf5	73	78	
:09		73	80	Gordon makes 2 (1+)
:01		73	82	Deuser 20 ft. jumper
	FLORIDA STATE	73	82	LOUISVILLE

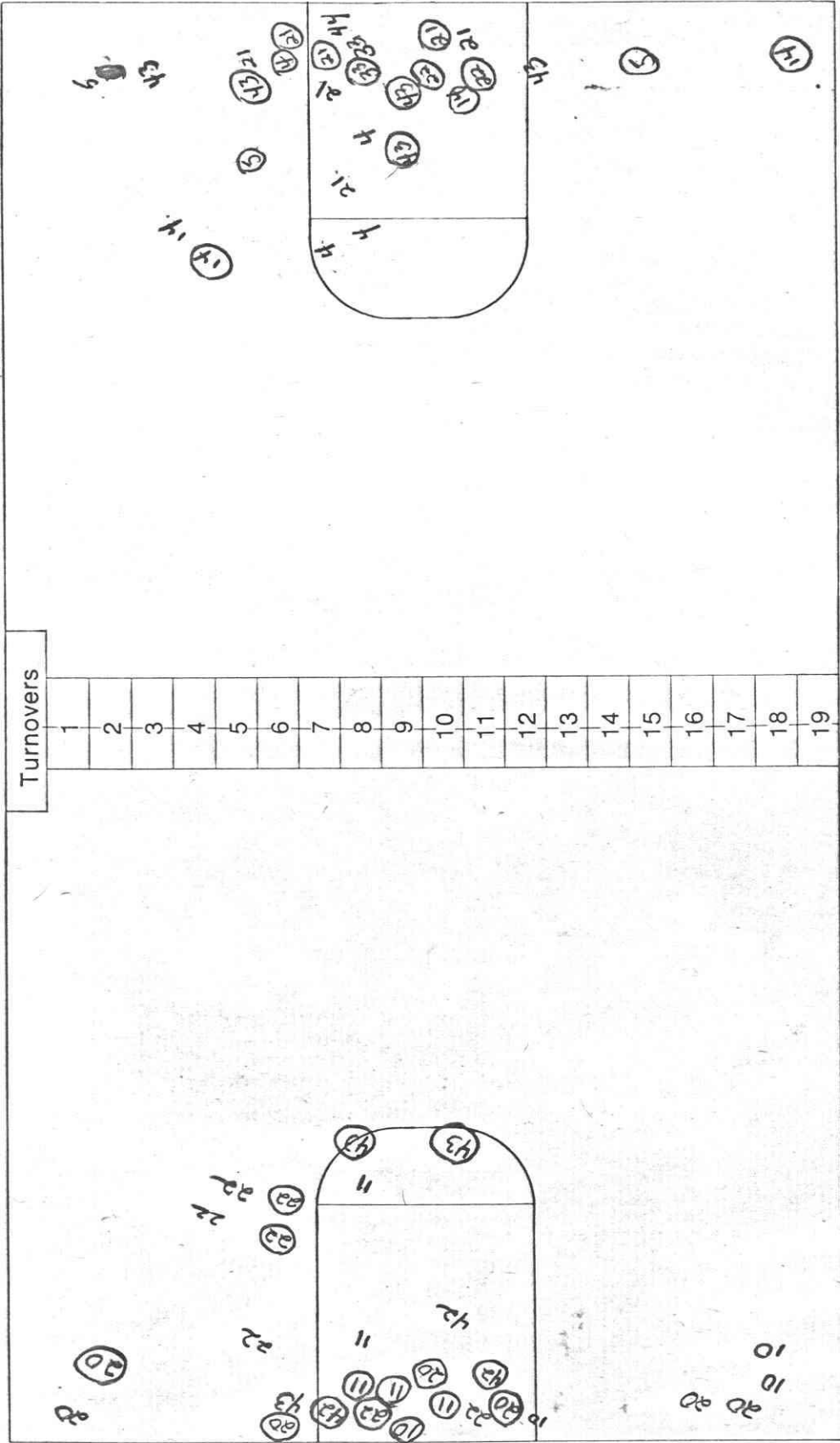
National Collegiate Athletic Association BASKETBALL SHOT CHART

First Half

Second Half

(Circle one)

Layups



Attempted 29

Made _____

Percentage _____

Attempted 27

Made _____

Percentage _____

Layups

Team Louisville

Team F.S.U.