



Officials: Ron Groover, Tony Henderson, Jeff Pon

Lipscomb - 60

Record: 5-7

NO.	Name	F	Min	FG	3P	FT	Rebounds			Fouls		TP	AS	TO	ST	Blocks		+/-
				M-A	M-A	M-A	OR	DR	TOT	PF	FD					BS	BA	
13	Parker Hazen	F	26:09	3-5	0-0	0-2	1	3	4	0	3	6	0	2	0	0	1	-24
41	Jacob Ognacevic	F	28:58	7-9	5-6	1-2	2	7	9	1	3	20	0	1	0	0	0	-32
1	Greg Jones	G	22:37	2-8	1-6	0-0	0	1	1	3	0	5	3	1	0	0	1	-26
2	Will Pruitt	G	21:16	1-5	0-4	0-0	0	4	4	1	3	2	1	4	1	0	0	-26
11	Quincy Clark	G	23:17	2-8	0-2	0-0	0	0	0	3	1	4	3	3	0	1	2	-25
00	KJ Johnson		12:58	0-4	0-2	0-0	0	1	1	1	1	0	0	2	0	0	0	-8
14	Tommy Murr		19:24	1-8	0-4	2-2	0	3	3	3	2	4	6	3	2	0	2	-22
5	Kaleb Coleman		12:29	4-5	2-3	0-0	1	0	1	2	0	10	1	0	1	0	0	-13
35	Grant Asman		12:42	1-5	1-3	0-0	0	2	2	0	0	3	2	3	3	0	2	-6
4	Tanner Shulman		14:17	0-1	0-0	0-0	0	1	1	1	0	0	2	0	0	0	0	-6
3	Trae Benham		05:53	2-2	2-2	0-0	0	1	1	0	1	6	0	0	0	0	0	3
Team							2	2	4			0		0				
Totals				23-60	11-32	3-6	6	25	31	15	14	60	18	19	7	1	8	-37

Shooting By Period		
1st FG%	11-27	40.7%
3PT%	6-14	42.9%
FT%	0-2	0%
2nd FG%	12-33	36.4%
3PT%	5-18	27.8%
FT%	3-4	75%
GM FG%	23-60	38.3%
3PT%	11-32	34.4%
FT%	3-6	50.0%

Dead Ball Rebounds: 3, 1

Technical Fouls::NONE

Florida State - 97

Record: 6-4

NO.	Name	F	Min	FG	3P	FT	Rebounds			Fouls		TP	AS	TO	ST	Blocks		+/-
				M-A	M-A	M-A	OR	DR	TOT	PF	FD					BS	BA	
10	Malik Osborne	F	22:04	4-6	2-3	2-2	2	3	5	0	3	12	2	0	0	1	0	41
22	John Butler	F	19:02	4-7	3-4	0-0	0	7	7	1	1	11	0	0	1	2	0	23
0	RayQuan Evans	G	20:35	3-4	1-1	0-0	0	1	1	0	0	7	3	0	2	0	0	30
2	Anthony Polite	G	27:16	10-14	2-3	3-3	1	2	3	1	2	25	5	2	4	1	1	39
4	Caleb Mills	G	21:18	3-5	0-0	2-2	0	3	3	2	3	8	6	1	1	0	0	16
21	Cam'Ron Fletcher		20:15	5-8	1-4	1-2	0	5	5	0	2	12	1	1	0	0	0	15
31	Wyatt Wilkes		19:33	5-13	3-7	0-1	2	2	4	1	1	13	1	2	1	1	0	12
1	Jalen Warley		20:57	1-3	1-2	1-3	0	3	3	2	3	4	2	1	1	0	0	19
24	Naheem McLeod		06:03	1-3	0-0	0-0	1	0	1	1	0	2	0	0	0	1	0	6
15	Quincy Ballard		05:58	0-1	0-0	0-0	2	2	4	1	0	0	0	2	0	2	0	-7
12	Justin Lindner		05:16	0-2	0-0	0-0	0	0	0	1	0	0	2	1	0	0	0	0
30	Harrison Prieto		05:55	0-1	0-0	0-0	0	1	1	2	0	0	0	0	0	0	0	-3
40	Isaac Spainhour		01:56	1-2	1-2	0-0	0	0	0	2	0	3	0	0	0	0	0	-2
42	Cleveland Yates		01:56	0-1	0-0	0-0	0	0	0	0	0	0	0	0	0	0	0	-2
44	Max Thorpe		01:56	0-0	0-0	0-0	0	1	1	0	0	0	0	0	0	0	0	-2
Team							1	1	2			0		0				
Totals				37-70	14-26	9-13	9	31	40	14	15	97	22	10	10	8	1	37

Shooting By Period		
1st FG%	16-35	45.7%
3PT%	6-14	42.9%
FT%	6-9	66.7%
2nd FG%	21-35	60.0%
3PT%	8-12	66.7%
FT%	3-4	75%
GM FG%	37-70	52.9%
3PT%	14-26	53.8%
FT%	9-13	69.2%

Dead Ball Rebounds: 2, 0

Technical Fouls::NONE

	LIP	FSU
Biggest lead	5 (1st 14:53)	44 (2nd 5:27)
Best Scoring Run	6(2nd 4:17)	13(2nd 17:41)
Lead Changes	6	
Times Tied	2	
Time with Lead	05:47	33:10

Points from	LIP	FSU
Turnovers	0	23
Paint	22	36
Second Chance	2	4
Fast Breaks	0	15
Bench	23	34

	Period by Period Scoring		
	1st	2nd	TOT
LIP	28	32	60
FSU	44	53	97



Officials: Ron Groover, Tony Henderson, Jeff Pon

Period 1

Quarter Starters:

FSU	0 Evans R	2 Polite A	4 Mills C	10 Osborne M	22 Butler J
LIP	1 Jones G	2 Pruitt W	11 Clark Q	13 Hazen P	41 Ognacevic J

Game Time	FSU	Score	Diff	LIP
20:00	22 BUTLER J jumpball won			13 HAZEN P jumpball lost
19:39	4 MILLS C turnover bad pass (1)			2 PRUITT W steal (1)
19:18	2 POLITE A steal (1)			2 PRUITT W turnover bad pass (1)
19:10	2 POLITE A 2pt FG from turnover in the paint, layup made (2)	2-0	2	
18:44		2-3	-1	41 OGNACEVIC J 3pt FG , jump shot made (3)
18:44				11 CLARK Q assist (1)
18:29	2 POLITE A 2pt FG outside the paint, step back jump shot missed			
18:25				41 OGNACEVIC J defensive rebound (1)
18:09	2 POLITE A steal (2)			13 HAZEN P turnover lost ball (1)
18:06	2 POLITE A foul drawn (1)			41 OGNACEVIC J foul shooting (1 - 1)
18:06	2 POLITE A free throw fast break 1 - 2 made (3)	3-3	0	
18:06	2 POLITE A free throw fast break 2 - 2 made (4)	4-3	1	
17:42		4-6	-2	1 JONES G 3pt FG , jump shot made (3)
17:42				11 CLARK Q assist (2)
17:25	22 BUTLER J 3pt FG , jump shot made (3)	7-6	1	
17:25	0 EVANS R assist (1)			
17:09		7-9	-2	41 OGNACEVIC J 3pt FG , jump shot made (6)
17:09				11 CLARK Q assist (3)
16:50	22 BUTLER J 3pt FG , jump shot missed			
16:45				41 OGNACEVIC J defensive rebound (2)
16:32	4 MILLS C foul personal (1 - 1)			2 PRUITT W foul drawn (1)
16:32	2 POLITE A substitution out			
16:32	22 BUTLER J substitution out			
16:32	21 FLETCHER C substitution in			
16:32	31 WILKES W substitution in			
16:15		7-11	-4	2 PRUITT W 2pt FG outside the paint, turnaround jump shot made (2)
16:00	0 EVANS R 2pt FG outside the paint, pull up jump shot made (2)	9-11	-2	
15:44	0 EVANS R steal (1)			13 HAZEN P turnover lost ball (2)
15:25	10 OSBORNE M 2pt FG from turnover in the paint, jump shot missed			
15:22				2 PRUITT W defensive rebound (1)
15:19				2 PRUITT W turnover bad pass (2)
15:19	Timeout media			
15:19	0 EVANS R substitution out			
15:19	4 MILLS C substitution out			
15:19	10 OSBORNE M substitution out			
15:19	1 WARLEY J substitution in			
15:19	2 POLITE A substitution in			
15:19	24 MCLEOD N substitution in			
15:19				11 CLARK Q substitution out
15:19				00 JOHNSON K substitution in
15:01	31 WILKES W 3pt FG from turnover, jump shot missed			



Lipscomb at Florida State

12/15/21 Donald L. Tucker Center, Tallahassee
2021-22 Men's Basketball

Game Time: 9:00 PM
Game Duration: 1:59
Attendance: 5,027

Officials: Ron Groover, Tony Henderson, Jeff Pon

Game Time	FSU	Score	Diff	LIP
14:59				2 PRUITT W defensive rebound (2)
14:53		9-14	-5	41 OGNACEVIC J 3pt FG , jump shot made (9)
14:53				1 JONES G assist (1)
14:40	2 POLITE A 2pt FG in the paint, driving layup made (6)	11-14	-3	
14:40	2 POLITE A foul drawn (2)			2 PRUITT W foul shooting (1 - 2)
14:40	2 POLITE A free throw 1 - 1 made (7)	12-14	-2	
14:25				1 JONES G 3pt FG , jump shot blocked
14:25	31 WILKES W block (1)			
14:24	21 FLETCHER C defensive rebound (1)			
14:24	21 FLETCHER C foul drawn (1)			1 JONES G foul personal (1 - 3)
13:56	31 WILKES W 2pt FG outside the paint, turnaround jump shot missed			
13:54				defensive dead ball rebound (1)
13:54	24 MCLEOD N foul personal (1 - 2)			13 HAZEN P foul drawn (1)
13:54	21 FLETCHER C substitution out			
13:54	24 MCLEOD N substitution out			
13:54	10 OSBORNE M substitution in			
13:54	22 BUTLER J substitution in			
13:54				1 JONES G substitution out
13:54				14 MURR T substitution in
13:33				13 HAZEN P 2pt FG outside the paint, jump shot blocked
13:33	22 BUTLER J block (1)			
13:33				offensive rebound (5)
13:29				00 JOHNSON K 3pt FG second chance, jump shot missed
13:25	22 BUTLER J defensive rebound (1)			
13:18	22 BUTLER J 2pt FG in the paint, driving layup missed			
13:15	10 OSBORNE M offensive rebound (1)			
13:14	1 WARLEY J 3pt FG second chance, jump shot missed			
13:11				00 JOHNSON K defensive rebound (1)
12:58				2 PRUITT W 3pt FG , jump shot missed
12:56	10 OSBORNE M defensive rebound (2)			
12:49	31 WILKES W 3pt FG , jump shot missed			
12:45	10 OSBORNE M offensive rebound (3)			
12:43	2 POLITE A 3pt FG second chance, jump shot missed			
12:38				14 MURR T defensive rebound (1)
12:28	2 POLITE A foul personal (1 - 3)			00 JOHNSON K foul drawn (1)
12:28	1 WARLEY J substitution out			
12:28	31 WILKES W substitution out			
12:28	0 EVANS R substitution in			
12:28	4 MILLS C substitution in			
12:28				2 PRUITT W substitution out
12:28				13 HAZEN P substitution out
12:28				5 COLEMAN K substitution in
12:28				11 CLARK Q substitution in
12:27	2 POLITE A steal (3)			11 CLARK Q turnover bad pass (1)
12:24	2 POLITE A 2pt FG fast break from turnover in the paint, dunk, made (9)	14-14	0	
12:11		14-16	-2	11 CLARK Q 2pt FG in the paint, driving layup made (2)
12:04	2 POLITE A 3pt FG , jump shot made (12)	17-16	1	
11:41				14 MURR T 3pt FG , jump shot missed



Lipscomb at Florida State

12/15/21 Donald L. Tucker Center, Tallahassee
2021-22 Men's Basketball

Game Time: 9:00 PM
Game Duration: 1:59
Attendance: 5,027

Officials: Ron Groover, Tony Henderson, Jeff Pon

Game Time	FSU	Score	Diff	LIP
11:38	22 BUTLER J defensive rebound (2)			
11:30	10 OSBORNE M 2pt FG in the paint, jump shot made (2)	19-16	3	
11:30	10 OSBORNE M foul drawn (1)			5 COLEMAN K foul shooting (1 - 4)
11:30	Timeout media			
11:30	2 POLITE A substitution out			
11:30	21 FLETCHER C substitution in			
11:30	10 OSBORNE M free throw 1 - 1 made (3)	20-16	4	
11:08				11 CLARK Q 2pt FG in the paint, jump shot missed
11:03				5 COLEMAN K offensive rebound (1)
11:03		20-18	2	5 COLEMAN K 2pt FG second chance in the paint, layup made (2)
10:50	4 MILLS C 2pt FG outside the paint, step back jump shot missed			
10:47				defensive rebound (9)
10:47				00 JOHNSON K substitution out
10:47				41 OGNACEVIC J substitution out
10:47				1 JONES G substitution in
10:47				13 HAZEN P substitution in
10:31				11 CLARK Q 2pt FG outside the paint, jump shot missed
10:29				13 HAZEN P offensive rebound (1)
10:29	jump ball situation			
10:25				13 HAZEN P 2pt FG second chance in the paint, layup missed
10:22	22 BUTLER J defensive rebound (3)			
10:17	10 OSBORNE M foul drawn (2)			14 MURR T foul personal (1 - 5)
10:17	22 BUTLER J substitution out			
10:17	31 WILKES W substitution in			
10:06	10 OSBORNE M 2pt FG in the paint, dunk, made (5)	22-18	4	
10:06	4 MILLS C assist (1)			
10:06	10 OSBORNE M foul drawn (3)			5 COLEMAN K foul shooting (2 - 6)
10:06				14 MURR T substitution out
10:06				2 PRUITT W substitution in
10:06	10 OSBORNE M free throw 1 - 1 made (6)	23-18	5	
09:49				1 JONES G 3pt FG , jump shot missed
09:46	21 FLETCHER C defensive rebound (2)			
09:40	31 WILKES W 3pt FG , jump shot made (3)	26-18	8	
09:40	4 MILLS C assist (2)			
09:34				Timeout 30 Sec
09:34				5 COLEMAN K substitution out
09:34				35 ASMAN G substitution in
09:34	0 EVANS R substitution out			
09:34	10 OSBORNE M substitution out			
09:34	1 WARLEY J substitution in			
09:34	15 BALLARD Q substitution in			
09:15		26-21	5	35 ASMAN G 3pt FG , jump shot made (3)
09:15				1 JONES G assist (2)
09:02	15 BALLARD Q foul offensive (1 - 4)			2 PRUITT W foul drawn (2)
09:02	15 BALLARD Q turnover offensive (1)			
09:02	21 FLETCHER C substitution out			
09:02	22 BUTLER J substitution in			
09:02				13 HAZEN P substitution out



Official Basketball Play by Play - First Half
Lipscomb at Florida State
 12/15/21 Donald L. Tucker Center, Tallahassee
 2021-22 Men's Basketball

Game Time: 9:00 PM
Game Duration: 1:59
Attendance: 5,027

Officials: Ron Groover, Tony Henderson, Jeff Pon

Game Time	FSU	Score	Diff	LIP
09:02				41 OGNACEVIC J substitution in
08:47				2 PRUITT W 3pt FG from turnover, jump shot missed
08:45	15 BALLARD Q defensive rebound (1)			
08:23	4 MILLS C 2pt FG in the paint, jump shot missed			
08:20				35 ASMAN G defensive rebound (1)
08:15	4 MILLS C foul personal (2 - 5)			2 PRUITT W foul drawn (3)
08:15	4 MILLS C substitution out			
08:15	15 BALLARD Q substitution out			
08:15	2 POLITE A substitution in			
08:15	10 OSBORNE M substitution in			
08:15				11 CLARK Q substitution out
08:15				14 MURR T substitution in
08:01	31 WILKES W steal (1)			35 ASMAN G turnover bad pass (1)
07:54	10 OSBORNE M 3pt FG from turnover, jump shot missed			
07:50				41 OGNACEVIC J defensive rebound (3)
07:44				35 ASMAN G 2pt FG in the paint, jump shot blocked
07:44	10 OSBORNE M block (1)			
07:41	31 WILKES W defensive rebound (1)			
07:27	10 OSBORNE M 3pt FG , jump shot made (9)	29-21	8	
07:27	2 POLITE A assist (1)			
07:09	22 BUTLER J steal (1)			14 MURR T turnover bad pass (1)
07:04	31 WILKES W 3pt FG fast break from turnover, jump shot made (6)	32-21	11	
07:04	2 POLITE A assist (2)			
06:40				1 JONES G 2pt FG in the paint, layup missed
06:38	2 POLITE A defensive rebound (1)			
06:27	31 WILKES W foul drawn (1)			1 JONES G foul personal (2 - 7)
06:27	1 WARLEY J substitution out			
06:27	22 BUTLER J substitution out			
06:27	0 EVANS R substitution in			
06:27	21 FLETCHER C substitution in			
06:27				1 JONES G substitution out
06:27				35 ASMAN G substitution out
06:27				00 JOHNSON K substitution in
06:27				13 HAZEN P substitution in
06:27	31 WILKES W 1&1 free throw 1 missed			
06:26				2 PRUITT W defensive rebound (3)
06:14	2 POLITE A steal (4)			41 OGNACEVIC J turnover bad pass (1)
06:09	21 FLETCHER C 2pt FG fast break from turnover in the paint, layup made (2)	34-21	13	
06:09	0 EVANS R assist (2)			
05:47		34-23	11	41 OGNACEVIC J 2pt FG in the paint, jump shot made (11)
05:47				14 MURR T assist (1)
05:40	31 WILKES W 3pt FG , jump shot missed			
05:37	2 POLITE A offensive rebound (2)			
05:37	2 POLITE A 2pt FG second chance in the paint, layup made (14)	36-23	13	
05:20	0 EVANS R steal (2)			2 PRUITT W turnover bad pass (3)
05:19	21 FLETCHER C foul drawn (2)			14 MURR T foul flagrant 1 (2 - 8)
05:19	31 WILKES W substitution out			
05:19	12 LINDNER J substitution in			



Official Basketball Play by Play - First Half
Lipscomb at Florida State
 12/15/21 Donald L. Tucker Center, Tallahassee
 2021-22 Men's Basketball

Game Time: 9:00 PM
Game Duration: 1:59
Attendance: 5,027

Officials: Ron Groover, Tony Henderson, Jeff Pon

Game Time	FSU	Score	Diff	LIP
05:19				14 MURR T substitution out
05:19				11 CLARK Q substitution in
05:19	21 FLETCHER C free throw 1 - 2 made (3)	37-23	14	
05:19	21 FLETCHER C free throw 2 - 2 missed			
05:19	offensive dead ball rebound (1)			
05:19	10 OSBORNE M substitution out			
05:19	30 PRIETO H substitution in			
04:48	2 POLITE A turnover bad pass (1)			
04:26				00 JOHNSON K 2pt FG from turnover in the paint, driving layup missed
04:23	21 FLETCHER C defensive rebound (3)			
04:17	2 POLITE A 2pt FG outside the paint, turnaround jump shot missed			
04:15				2 PRUITT W defensive rebound (4)
04:06				2 PRUITT W 3pt FG , jump shot missed
04:02	0 EVANS R defensive rebound (1)			
03:56	21 FLETCHER C 3pt FG , jump shot missed			
03:53				defensive rebound (15)
03:53	Timeout media			
03:53	12 LINDNER J substitution out			
03:53	21 FLETCHER C substitution out			
03:53	1 WARLEY J substitution in			
03:53	22 BUTLER J substitution in			
03:53				2 PRUITT W substitution out
03:53				1 JONES G substitution in
03:33				41 OGNACEVIC J 2pt FG in the paint, pull up jump shot missed
03:30	30 PRIETO H defensive rebound (1)			
03:17	22 BUTLER J 2pt FG outside the paint, jump shot missed			
03:14				41 OGNACEVIC J defensive rebound (4)
02:57	1 WARLEY J foul personal (1 - 6)			13 HAZEN P foul drawn (2)
02:57	0 EVANS R substitution out			
02:57	31 WILKES W substitution in			
02:46	1 WARLEY J steal (1)			11 CLARK Q turnover lost ball (2)
02:46	1 WARLEY J foul drawn (1)			11 CLARK Q foul personal (1 - 9)
02:46	1 WARLEY J 1&1 free throw 1 missed			
02:43				41 OGNACEVIC J defensive rebound (5)
02:35				00 JOHNSON K turnover lost ball (1)
02:35				00 JOHNSON K substitution out
02:35				4 SHULMAN T substitution in
02:21	30 PRIETO H 2pt FG from turnover in the paint, turnaround jump shot missed			
02:19				13 HAZEN P defensive rebound (2)
02:05		37-26	11	41 OGNACEVIC J 3pt FG , jump shot made (14)
02:05				4 SHULMAN T assist (1)
01:51	2 POLITE A 2pt FG outside the paint, jump shot blocked			
01:51				11 CLARK Q block (1)
01:51	offensive rebound (16)			
01:51	30 PRIETO H substitution out			
01:51	10 OSBORNE M substitution in			



Official Basketball Play by Play - First Half

Lipscomb at Florida State

12/15/21 Donald L. Tucker Center, Tallahassee
2021-22 Men's Basketball

Game Time: 9:00 PM

Game Duration: 1:59

Attendance: 5,027

Officials: Ron Groover, Tony Henderson, Jeff Pon

Game Time	FSU	Score	Diff	LIP
01:49	1 WARLEY J 2pt FG second chance outside the paint, jump shot missed			
01:46	31 WILKES W offensive rebound (2)			
01:44	22 BUTLER J 2pt FG second chance in the paint, dunk, made (5)	39-26	13	
01:44	31 WILKES W assist (1)			
01:34		39-28	11	13 HAZEN P 2pt FG in the paint, dunk, made (2)
01:34				1 JONES G assist (3)
01:12	10 OSBORNE M 3pt FG , jump shot made (12)	42-28	14	
01:12	1 WARLEY J assist (1)			
00:51	22 BUTLER J foul shooting (1 - 7)			13 HAZEN P foul drawn (3)
00:51				13 HAZEN P free throw 1 - 2 missed
00:51				offensive dead ball rebound (2)
00:51	22 BUTLER J substitution out			
00:51	21 FLETCHER C substitution in			
00:51	Timeout 30 Sec			
00:51				13 HAZEN P free throw 2 - 2 missed
00:50	2 POLITE A defensive rebound (3)			
00:24	31 WILKES W 2pt FG in the paint, driving layup made (8)	44-28	16	
00:24	2 POLITE A assist (3)			
00:01				11 CLARK Q 3pt FG , step back jump shot missed
00:00				offensive dead ball rebound (3)
END OF PERIOD				
FSU 44-28 LIP				



Officials: Ron Groover, Tony Henderson, Jeff Pon

Lipscomb - 28

NO.	Name	F	Min	FG	3P	FT	Rebounds			Fouls		TP	AS	TO	ST	Blocks		+/-
				M-A	M-A	M-A	OR	DR	TOT	PF	FD					BS	BA	
13	Parker Hazen	F	15:44	1-3	0-0	0-2	1	1	2	0	3	2	0	2	0	0	1	-6
41	Jacob Ognacevic	F	18:15	5-6	4-4	0-0	0	5	5	1	0	14	0	1	0	0	-13	
1	Greg Jones	G	14:19	1-4	1-3	0-0	0	0	0	2	0	3	3	0	0	0	-9	
2	Will Pruitt	G	13:45	1-4	0-3	0-0	0	4	4	1	3	2	0	3	1	0	-8	
11	Quincy Clark	G	14:13	1-4	0-1	0-0	0	0	0	1	0	2	3	2	0	1	-8	
00	KJ Johnson		08:24	0-2	0-1	0-0	0	1	1	0	1	0	0	1	0	0	-7	
14	Tommy Murr		06:44	0-1	0-1	0-0	0	1	1	2	0	0	1	1	0	0	-14	
5	Kaleb Coleman		02:54	1-1	0-0	0-0	1	0	1	2	0	2	0	0	0	0	-10	
35	Grant Asman		03:07	1-2	1-1	0-0	0	1	1	0	0	3	0	1	0	0	-3	
4	Tanner Shulman		02:35	0-0	0-0	0-0	0	0	0	0	0	0	1	0	0	0	-2	
Team							1	2	3			0		0				
Totals				11-27	6-14	0-2	3	15	18	9	7	28	8	11	1	1	3	-16

Shooting By Period		
1 st FG%	11-27	40.7%
3PT%	6-14	42.9%
FT%	0-2	0%
GM FG%	11-27	40.7%
3PT%	6-14	42.9%
FT%	0-2	0.0%

Dead Ball Rebounds: 2, 1

Technical Fouls::NONE

Florida State - 44

NO.	Name	F	Min	FG	3P	FT	Rebounds			Fouls		TP	AS	TO	ST	Blocks		+/-
				M-A	M-A	M-A	OR	DR	TOT	PF	FD					BS	BA	
10	Malik Osborne	F	13:48	4-6	2-3	2-2	2	1	3	0	3	12	0	0	0	1	0	22
22	John Butler	F	12:41	2-5	1-2	0-0	0	3	3	1	0	5	0	0	1	1	0	8
0	RayQuan Evans	G	11:05	1-1	0-0	0-0	0	1	1	0	0	2	2	0	2	0	0	11
2	Anthony Polite	G	15:32	5-9	1-2	3-3	1	2	3	1	2	14	3	1	4	0	1	14
4	Caleb Mills	G	08:54	0-2	0-0	0-0	0	0	0	2	0	0	2	1	0	0	0	5
21	Cam'Ron Fletcher		08:32	1-2	0-1	1-2	0	3	3	0	2	3	0	0	0	0	0	7
31	Wyatt Wilkes		11:59	3-7	2-5	0-1	1	1	2	0	1	8	1	0	1	1	0	13
1	Jalen Warley		09:51	0-2	0-1	0-1	0	0	0	1	1	0	1	0	1	0	0	5
24	Naheem McLeod		01:25	0-0	0-0	0-0	0	0	0	1	0	0	0	0	0	0	0	0
15	Quincy Ballard		01:19	0-0	0-0	0-0	0	1	1	1	0	0	0	1	0	0	0	-3
12	Justin Lindner		01:26	0-0	0-0	0-0	0	0	0	0	0	0	0	0	0	0	0	1
30	Harrison Prieto		03:28	0-1	0-0	0-0	0	1	1	0	0	0	0	0	0	0	0	-3
Team							1	0	1			0		0				
Totals				16-35	6-14	6-9	5	13	18	7	9	44	9	3	9	3	1	16

Shooting By Period		
1 st FG%	16-35	45.7%
3PT%	6-14	42.9%
FT%	6-9	66.7%
GM FG%	16-35	45.7%
3PT%	6-14	42.9%
FT%	6-9	66.7%

Dead Ball Rebounds: 1, 0

Technical Fouls::NONE

	LIP	FSU
Biggest lead	5 (1 st 14:53)	16 (1 st 0:24)
Best Scoring Run	5 (1 st 16:15)	8 (1 st 6:09)
Lead Changes	6	
Times Tied	2	
Time with Lead	05:47	13:10

	LIP	FSU
Points from		
Turnovers	0	12
Paint	8	18
Second Chance	2	4
Fast Breaks	0	9
Bench	5	11

	Period by Period Scoring		
	1st	2nd	TOT
LIP	28	32	60
FSU	44	53	97



Lipscomb at Florida State

12/15/21 Donald L. Tucker Center, Tallahassee
2021-22 Men's Basketball

Game Time: 9:00 PM
Game Duration: 1:59
Attendance: 5,027

Officials: Ron Groover, Tony Henderson, Jeff Pon

Period 2

Quarter Starters:

FSU	0 Evans R	2 Polite A	4 Mills C	10 Osborne M	22 Butler J
LIP	1 Jones G	2 Pruitt W	11 Clark Q	13 Hazen P	41 Ognacevic J

Game Time	FSU	Score	Diff	LIP
20:00	1 WARLEY J substitution out			
20:00	21 FLETCHER C substitution out			
20:00	31 WILKES W substitution out			
20:00	0 EVANS R substitution in			
20:00	4 MILLS C substitution in			
20:00	22 BUTLER J substitution in			
20:00				4 SHULMAN T substitution out
20:00				2 PRUITT W substitution in
19:42	0 EVANS R 2pt FG in the paint, layup missed			
19:38				13 HAZEN P defensive rebound (3)
19:29	4 MILLS C steal (1)			11 CLARK Q turnover lost ball (3)
19:29	22 BUTLER J foul drawn (1)			11 CLARK Q foul personal (2 - 1)
19:16	2 POLITE A 3pt FG from turnover, jump shot made (17)	47-28	19	
19:16	10 OSBORNE M assist (1)			
18:42				1 JONES G 3pt FG , jump shot missed
18:40	4 MILLS C defensive rebound (1)			
18:17	22 BUTLER J 3pt FG , jump shot made (8)	50-28	22	
18:17	2 POLITE A assist (4)			
17:58				2 PRUITT W 3pt FG , jump shot missed
17:55	10 OSBORNE M defensive rebound (4)			
17:49	4 MILLS C foul drawn (1)			11 CLARK Q foul personal (3 - 2)
17:49	0 EVANS R substitution out			
17:49	1 WARLEY J substitution in			
17:41	2 POLITE A 2pt FG in the paint, floating jump shot made (19)	52-28	24	
17:17		52-31	21	41 OGNACEVIC J 3pt FG , jump shot made (17)
17:17				2 PRUITT W assist (1)
16:56	4 MILLS C 2pt FG outside the paint, jump shot made (2)	54-31	23	
16:44				11 CLARK Q 2pt FG in the paint, layup blocked
16:44	22 BUTLER J block (2)			
16:39	10 OSBORNE M defensive rebound (5)			
16:41	4 MILLS C substitution out			
16:41	0 EVANS R substitution in			
16:38	1 WARLEY J 3pt FG , jump shot made (3)	57-31	26	
16:38	10 OSBORNE M assist (2)			
16:10				11 CLARK Q 3pt FG , jump shot missed
16:07	22 BUTLER J defensive rebound (4)			
15:57	22 BUTLER J 3pt FG , jump shot made (11)	60-31	29	
15:57	2 POLITE A assist (5)			
15:53				Timeout 30 Sec
15:53				Timeout media
15:53	22 BUTLER J substitution out			
15:53	21 FLETCHER C substitution in			
15:53				2 PRUITT W substitution out



Lipscomb at Florida State

12/15/21 Donald L. Tucker Center, Tallahassee
2021-22 Men's Basketball

Game Time: 9:00 PM
Game Duration: 1:59
Attendance: 5,027

Officials: Ron Groover, Tony Henderson, Jeff Pon

Game Time	FSU	Score	Diff	LIP
15:53				14 MURR T substitution in
15:41				41 OGNACEVIC J 3pt FG , jump shot missed
15:38	1 WARLEY J defensive rebound (1)			
15:28	Timeout media			
15:11	0 EVANS R 3pt FG , jump shot made (5)	63-31	32	
15:11	21 FLETCHER C assist (1)			
14:46		63-33	30	1 JONES G 2pt FG in the paint, driving layup made (5)
14:46				14 MURR T assist (2)
14:28	21 FLETCHER C 3pt FG , jump shot made (6)	66-33	33	
14:28	0 EVANS R assist (3)			
14:09	1 WARLEY J foul drawn (2)			1 JONES G foul offensive (3 - 3)
14:09				1 JONES G turnover offensive (1)
14:09	1 WARLEY J substitution out			
14:09	2 POLITE A substitution out			
14:09	10 OSBORNE M substitution out			
14:09	4 MILLS C substitution in			
14:09	30 PRIETO H substitution in			
14:09	31 WILKES W substitution in			
14:09				11 CLARK Q substitution out
14:09				00 JOHNSON K substitution in
13:47	0 EVANS R 2pt FG from turnover outside the paint, jump shot made (7)	68-33	35	
13:19		68-35	33	41 OGNACEVIC J 2pt FG in the paint, layup made (19)
13:19				14 MURR T assist (3)
13:07	21 FLETCHER C 3pt FG , jump shot missed			
13:04				41 OGNACEVIC J defensive rebound (6)
12:54		68-37	31	13 HAZEN P 2pt FG in the paint, dunk, made (4)
12:46	Timeout 30 Sec			
12:46	0 EVANS R substitution out			
12:46	21 FLETCHER C substitution out			
12:46	1 WARLEY J substitution in			
12:46	22 BUTLER J substitution in			
12:41	31 WILKES W 2pt FG outside the paint, jump shot missed			
12:38				13 HAZEN P defensive rebound (4)
12:34				1 JONES G 3pt FG , jump shot missed
12:32				41 OGNACEVIC J offensive rebound (7)
12:32	30 PRIETO H foul personal (1 - 1)			41 OGNACEVIC J foul drawn (1)
12:31	jump ball situation			
12:26				1 JONES G 3pt FG second chance, jump shot missed
12:24	22 BUTLER J defensive rebound (5)			
12:09	31 WILKES W 2pt FG outside the paint, jump shot made (10)	70-37	33	
12:09	4 MILLS C assist (3)			
11:58				00 JOHNSON K 2pt FG in the paint, layup missed
11:58	22 BUTLER J defensive rebound (6)			
11:51	31 WILKES W 3pt FG , jump shot missed			
11:48				1 JONES G defensive rebound (1)
11:42	30 PRIETO H foul shooting (2 - 2)			41 OGNACEVIC J foul drawn (2)
11:42	Timeout media			
11:42	30 PRIETO H substitution out			



Lipscomb at Florida State

12/15/21 Donald L. Tucker Center, Tallahassee
2021-22 Men's Basketball

Game Time: 9:00 PM
Game Duration: 1:59
Attendance: 5,027

Officials: Ron Groover, Tony Henderson, Jeff Pon

Game Time	FSU	Score	Diff	LIP
11:42	10 OSBORNE M substitution in			
11:42				1 JONES G substitution out
11:42				4 SHULMAN T substitution in
11:42				41 OGNACEVIC J free throw 1 - 2 missed
11:42				offensive dead ball rebound (4)
11:42		70-38	32	41 OGNACEVIC J free throw 2 - 2 made (20)
11:34	31 WILKES W 2pt FG outside the paint, jump shot missed			
11:31				41 OGNACEVIC J defensive rebound (8)
11:31	31 WILKES W foul personal (1 - 3)			41 OGNACEVIC J foul drawn (3)
11:06				4 SHULMAN T 2pt FG outside the paint, jump shot missed
11:04	22 BUTLER J defensive rebound (7)			
10:52	31 WILKES W 2pt FG in the paint, layup missed			
10:49	31 WILKES W offensive rebound (3)			
10:49	31 WILKES W turnover bad pass (1)			14 MURR T steal (1)
10:41				14 MURR T 2pt FG from turnover in the paint, driving layup missed
10:38	31 WILKES W defensive rebound (4)			
10:32	4 MILLS C foul drawn (2)			00 JOHNSON K foul shooting (1 - 4)
10:32	4 MILLS C free throw 1 - 2 made (3)	71-38	33	
10:32	22 BUTLER J substitution out			
10:32	31 WILKES W substitution out			
10:32	2 POLITE A substitution in			
10:32	21 FLETCHER C substitution in			
10:32	4 MILLS C free throw 2 - 2 made (4)	72-38	34	
10:16				00 JOHNSON K 3pt FG , jump shot missed
10:12				41 OGNACEVIC J offensive rebound (9)
10:08				00 JOHNSON K turnover bad pass (2)
10:05	2 POLITE A 2pt FG fast break from turnover in the paint, alleyoop made (21)	74-38	36	
10:05	4 MILLS C assist (4)			
09:53		74-40	34	13 HAZEN P 2pt FG in the paint, layup made (6)
09:53				14 MURR T assist (4)
09:35	1 WARLEY J foul drawn (3)			14 MURR T foul shooting (3 - 5)
09:35	1 WARLEY J free throw 1 - 2 missed			
09:35	offensive dead ball rebound (2)			
09:35				00 JOHNSON K substitution out
09:35				13 HAZEN P substitution out
09:35				5 COLEMAN K substitution in
09:35				35 ASMAN G substitution in
09:35	1 WARLEY J free throw 2 - 2 made (4)	75-40	35	
09:17				35 ASMAN G turnover (2)
09:17	10 OSBORNE M substitution out			
09:17	24 MCLEOD N substitution in			
09:17	1 WARLEY J substitution out			
09:17	0 EVANS R substitution in			
09:17				41 OGNACEVIC J substitution out
09:17				2 PRUITT W substitution in
09:08	4 MILLS C 2pt FG from turnover in the paint, driving layup made (6)	77-40	37	
08:55		77-42	35	14 MURR T 2pt FG in the paint, driving layup made (2)



Lipscomb at Florida State

12/15/21 Donald L. Tucker Center, Tallahassee
2021-22 Men's Basketball

Game Time: 9:00 PM
Game Duration: 1:59
Attendance: 5,027

Officials: Ron Groover, Tony Henderson, Jeff Pon

Game Time	FSU	Score	Diff	LIP
08:39	4 MILLS C 2pt FG in the paint, jump shot made (8)	79-42	37	
08:32				2 PRUITT W turnover dribbling violation (4)
08:16	2 POLITE A turnover bad pass (2)			
08:07				14 MURR T turnover bad pass (2)
07:54	21 FLETCHER C 2pt FG from turnover in the paint, layup made (8)	81-42	39	
07:41				14 MURR T 2pt FG in the paint, driving layup blocked
07:41	24 MCLEOD N block (1)			
07:37	4 MILLS C defensive rebound (2)			
07:36	21 FLETCHER C 2pt FG fast break in the paint, dunk, made (10)	83-42	41	
07:36	4 MILLS C assist (5)			
07:35				Timeout 30 Sec
07:35	Timeout media			
07:35				14 MURR T substitution out
07:35				11 CLARK Q substitution in
07:25				35 ASMAN G 3pt FG , jump shot missed
07:23	21 FLETCHER C defensive rebound (4)			
06:57	24 MCLEOD N 2pt FG in the paint, alleyoop made (2)	85-42	43	
06:57	4 MILLS C assist (6)			
06:41		85-44	41	11 CLARK Q 2pt FG in the paint, layup made (4)
06:41				5 COLEMAN K assist (1)
06:19	2 POLITE A 2pt FG outside the paint, step back jump shot made (23)	87-44	43	
06:02		87-47	40	5 COLEMAN K 3pt FG , jump shot made (5)
06:02				35 ASMAN G assist (1)
05:53	Timeout 30 Sec			
05:53	0 EVANS R substitution out			
05:53	4 MILLS C substitution out			
05:53	1 WARLEY J substitution in			
05:53	31 WILKES W substitution in			
05:53				2 PRUITT W substitution out
05:53				3 BENHAM T substitution in
05:49	2 POLITE A 2pt FG in the paint, jump shot made (25)	89-47	42	
05:34				11 CLARK Q 2pt FG in the paint, jump shot blocked
05:34	2 POLITE A block (1)			
05:27	1 WARLEY J defensive rebound (2)			
05:27	21 FLETCHER C 2pt FG fast break in the paint, alleyoop made (12)	91-47	44	
05:27	1 WARLEY J assist (2)			
05:16		91-50	41	3 BENHAM T 3pt FG , jump shot made (3)
05:16				35 ASMAN G assist (2)
04:53	24 MCLEOD N 2pt FG in the paint, jump shot missed			
04:49	24 MCLEOD N offensive rebound (1)			
04:49	24 MCLEOD N 2pt FG second chance in the paint, dunk, missed			
04:48				35 ASMAN G defensive rebound (2)
04:39	2 POLITE A substitution out			
04:39	24 MCLEOD N substitution out			
04:39	4 MILLS C substitution in			
04:39	15 BALLARD Q substitution in			
04:29	1 WARLEY J foul personal (2 - 4)			11 CLARK Q foul drawn (1)



Lipscomb at Florida State

12/15/21 Donald L. Tucker Center, Tallahassee
2021-22 Men's Basketball

Game Time: 9:00 PM
Game Duration: 1:59
Attendance: 5,027

Officials: Ron Groover, Tony Henderson, Jeff Pon

Game Time	FSU	Score	Diff	LIP
04:22				11 CLARK Q substitution out
04:22				14 MURR T substitution in
04:17		91-53	38	5 COLEMAN K 3pt FG , jump shot made (8)
04:17				4 SHULMAN T assist (2)
04:00	1 WARLEY J turnover lost ball (1)			5 COLEMAN K steal (1)
03:56				5 COLEMAN K 3pt FG from turnover, jump shot missed
03:53	4 MILLS C defensive rebound (3)			
03:50	4 MILLS C foul drawn (3)			4 SHULMAN T foul personal (1 - 6)
03:50	Timeout media			
03:50	4 MILLS C substitution out			
03:50	12 LINDNER J substitution in			
03:45	31 WILKES W 3pt FG , jump shot made (13)	94-53	41	
03:45	12 LINDNER J assist (1)			
03:36		94-55	39	5 COLEMAN K 2pt FG in the paint, layup made (10)
03:36				14 MURR T assist (5)
03:10	21 FLETCHER C 3pt FG , jump shot missed			
03:05				4 SHULMAN T defensive rebound (1)
02:57				14 MURR T 2pt FG in the paint, driving layup blocked
02:57	15 BALLARD Q block (1)			
02:57	defensive rebound (34)			
02:39	21 FLETCHER C turnover bad pass (1)			35 ASMAN G steal (1)
02:33				35 ASMAN G 2pt FG from turnover in the paint, jump shot blocked
02:33	15 BALLARD Q block (2)			
02:33	1 WARLEY J defensive rebound (3)			
02:33	jump ball situation			
02:18	12 LINDNER J 2pt FG in the paint, jump shot missed			
02:14	15 BALLARD Q offensive rebound (2)			
02:14	15 BALLARD Q 2pt FG second chance in the paint, layup missed			
02:14				14 MURR T defensive rebound (2)
02:05				14 MURR T 3pt FG , jump shot missed
02:05	21 FLETCHER C defensive rebound (5)			
01:56	31 WILKES W turnover bad pass (2)			35 ASMAN G steal (2)
01:56	1 WARLEY J substitution out			
01:56	21 FLETCHER C substitution out			
01:56	31 WILKES W substitution out			
01:56	40 SPAINHOUR I substitution in			
01:56	42 YATES C substitution in			
01:56	44 THORPE M substitution in			
01:51				14 MURR T 3pt FG from turnover, jump shot missed
01:49				offensive rebound (29)
01:46				35 ASMAN G 3pt FG from turnover second chance, jump shot missed
01:44	44 THORPE M defensive rebound (1)			
01:32	40 SPAINHOUR I 3pt FG , jump shot made (3)	97-55	42	
01:32	12 LINDNER J assist (2)			
01:24	40 SPAINHOUR I foul personal (1 - 5)			14 MURR T foul drawn (1)
01:22		97-58	39	3 BENHAM T 3pt FG , jump shot made (6)
01:22				14 MURR T assist (6)



Lipscomb at Florida State

12/15/21 Donald L. Tucker Center, Tallahassee
2021-22 Men's Basketball

Game Time: 9:00 PM

Game Duration: 1:59

Attendance: 5,027

Officials: Ron Groover, Tony Henderson, Jeff Pon

Game Time	FSU	Score	Diff	LIP
01:05	12 LINDNER J turnover lost ball (1)			35 ASMAN G steal (3)
01:04				35 ASMAN G turnover travel (3)
00:49	42 YATES C 2pt FG from turnover outside the paint, turnaround jump shot missed			
00:46				14 MURR T defensive rebound (3)
00:45				14 MURR T turnover bad pass (3)
00:35	12 LINDNER J 2pt FG from turnover outside the paint, jump shot missed			
00:35				3 BENHAM T defensive rebound (1)
00:35	12 LINDNER J foul personal (1 - 6)			3 BENHAM T foul drawn (1)
00:29	40 SPAINHOUR I foul shooting (2 - 7)			14 MURR T foul drawn (2)
00:29		97-59	38	14 MURR T free throw 1 - 2 made (3)
00:29		97-60	37	14 MURR T free throw 2 - 2 made (4)
00:12	40 SPAINHOUR I 3pt FG , jump shot missed			
00:10	15 BALLARD Q offensive rebound (3)			
00:09	15 BALLARD Q turnover bad pass (2)			14 MURR T steal (2)
00:04				14 MURR T 3pt FG from turnover, jump shot missed
00:00	15 BALLARD Q defensive rebound (4)			
END OF GAME				
FSU 97-60 LIP				



Lipscomb at Florida State

12/15/21 Donald L. Tucker Center, Tallahassee
2021-22 Men's Basketball

Game Time: 9:00 PM
Game Duration: 1:59
Attendance: 5,027

Officials: Ron Groover, Tony Henderson, Jeff Pon

Lipscomb - 32

NO.	Name	Min	FG		3P	FT		Rebounds			Fouls		TP	AS	TO	ST	Blocks		+/-
			M-A	M-A	M-A	OR	DR	TOT	PF	FD	BS	BA							
13	Parker Hazen	F 10:25	2-2	0-0	0-0	0	2	2	0	0	4	0	0	0	0	0	0	0	-18
41	Jacob Ognacevic	F 10:43	2-3	1-2	1-2	2	2	4	0	3	6	0	0	0	0	0	0	-19	
1	Greg Jones	G 08:18	1-4	0-3	0-0	0	1	1	1	0	2	0	1	0	0	0	0	-17	
2	Will Pruitt	G 07:31	0-1	0-1	0-0	0	0	0	0	0	0	1	1	0	0	0	0	-18	
11	Quincy Clark	G 09:04	1-4	0-1	0-0	0	0	0	2	1	2	0	1	0	0	0	2	-17	
14	Tommy Murr	12:40	1-7	0-3	2-2	0	2	2	1	2	4	5	2	2	0	2	-8		
00	KJ Johnson	04:34	0-2	0-1	0-0	0	0	0	1	0	0	0	0	1	0	0	0	-1	
4	Tanner Shulman	11:42	0-1	0-0	0-0	0	1	1	1	0	0	1	0	0	0	0	0	-4	
5	Kaleb Coleman	09:35	3-4	2-3	0-0	0	0	0	0	0	8	1	0	1	0	0	-3		
35	Grant Asman	09:35	0-3	0-2	0-0	0	1	1	0	0	0	2	2	3	0	1	-3		
3	Trae Benham	05:53	2-2	2-2	0-0	0	1	1	0	1	6	0	0	0	0	0	3		
Team								1	0	1			0	0					
Totals			12-33	5-18	3-4	3	10	13	6	7	32	10	8	6	0	5	-21		

Shooting By Period		
2 nd FG%	12-33	36.4%
3PT%	5-18	27.8%
FT%	3-4	75%
GM FG%	12-33	36.4%
3PT%	5-18	27.8%
FT%	3-4	75.0%

Dead Ball Rebounds: 1, 0

Technical Fouls::NONE

Florida State - 53

NO.	Name	Min	FG		3P	FT		Rebounds			Fouls		TP	AS	TO	ST	Blocks		+/-
			M-A	M-A	M-A	OR	DR	TOT	PF	FD	BS	BA							
10	Malik Osborne	F 08:16	0-0	0-0	0-0	0	2	2	0	0	0	2	0	0	0	0	0	19	
22	John Butler	F 06:21	2-2	2-2	0-0	0	4	4	0	1	6	0	0	0	1	0	15		
0	RayQuan Evans	G 09:30	2-3	1-1	0-0	0	0	0	0	0	5	1	0	0	0	0	19		
2	Anthony Polite	G 11:44	5-5	1-1	0-0	0	0	0	0	0	11	2	1	0	1	0	25		
4	Caleb Mills	G 12:24	3-3	0-0	2-2	0	3	3	0	3	8	4	0	1	0	0	11		
1	Jalen Warley	11:06	1-1	1-1	1-2	0	3	3	1	2	4	1	1	0	0	0	14		
21	Cam'Ron Fletcher	11:43	4-6	1-3	0-0	0	2	2	0	0	9	1	1	0	0	0	8		
30	Harrison Prieto	02:27	0-0	0-0	0-0	0	0	0	2	0	0	0	0	0	0	0	0		
31	Wyatt Wilkes	07:34	2-6	1-2	0-0	1	1	2	1	0	5	0	2	0	0	0	-1		
24	Naheem McLeod	04:38	1-3	0-0	0-0	1	0	1	0	0	2	0	0	0	1	0	6		
15	Quincy Ballard	04:39	0-1	0-0	0-0	2	1	3	0	0	0	0	1	0	2	0	-4		
12	Justin Lindner	03:50	0-2	0-0	0-0	0	0	0	1	0	0	2	1	0	0	0	-1		
40	Isaac Spainhour	01:56	1-2	1-2	0-0	0	0	0	2	0	3	0	0	0	0	0	-2		
42	Cleveland Yates	01:56	0-1	0-0	0-0	0	0	0	0	0	0	0	0	0	0	0	-2		
44	Max Thorpe	01:56	0-0	0-0	0-0	0	1	1	0	0	0	0	0	0	0	0	-2		
Team								0	1	1			0	0					
Totals			21-35	8-12	3-4	4	18	22	7	6	53	13	7	1	5	0	21		

Shooting By Period		
2 nd FG%	21-35	60.0%
3PT%	8-12	66.7%
FT%	3-4	75%
GM FG%	21-35	60.0%
3PT%	8-12	66.7%
FT%	3-4	75.0%

Dead Ball Rebounds: 1, 0

Technical Fouls::NONE

	LIP	FSU
Biggest lead	0 (1 st 20:00)	44 (2 nd 5:27)
Best Scoring Run	6(2 nd 4:17)	11(2 nd 15:11)
Lead Changes	0	
Times Tied	0	
Time with Lead	00:00	19:42

Points from	LIP	FSU
Turnovers	0	11
Paint	14	18
Second Chance	0	0
Fast Breaks	0	6
Bench	18	23

	Period by Period Scoring		
	1st	2nd	TOT
LIP	28	32	60
FSU	44	53	97



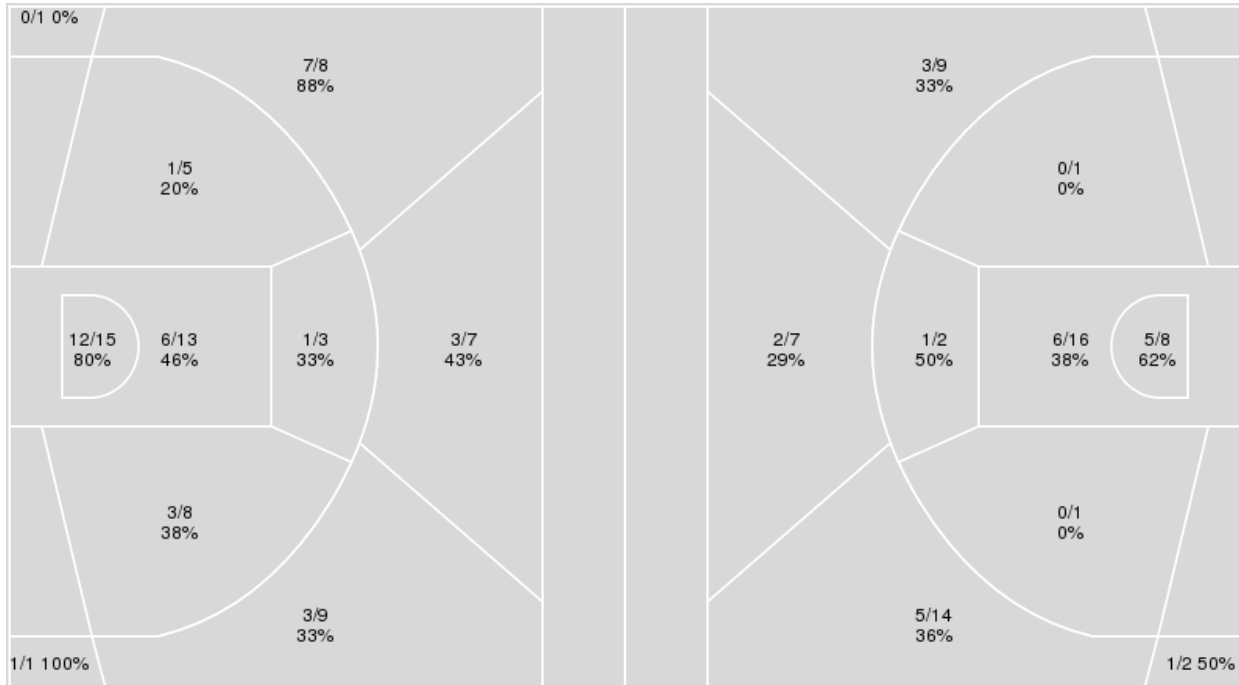
Officials: Ron Groover, Tony Henderson, Jeff Pon

{ Players => All; } FG Types => All; Results => All;

{ Players => All; } FG Types => All; Results => All;

Florida State

Lipscomb



Florida State	M/A	%
Field Goals	37/70	53
2 Points	23/44	52
3 Points	14/26	54
Free Throws	9/13	69

Lipscomb	M/A	%
Field Goals	23/60	38
2 Points	12/28	43
3 Points	11/32	34
Free Throws	3/6	50



Lipscomb at Florida State

12/15/21 Donald L. Tucker Center, Tallahassee
2021-22 Men's Basketball

Game Time: 9:00 PM
Game Duration: 1:59
Attendance: 5,027

Officials: Ron Groover, Tony Henderson, Jeff Pon

Lipscomb

No	Name	Mins		Score		Points Diff		Points per Min		Assists		Rebounds		Steals		Turnovers	
		On	Off	On	Off	On	Off	On	Off	On	Off	On	Off	On	Off	On	Off
00	KJ Johnson	12:58	27:02	16 - 24	44 - 73	-8	-29	1.23	1.63	4	14	17	14	1	6	6	13
1	Greg Jones	22:37	17:23	31 - 57	29 - 40	-26	-11	1.37	1.67	10	8	15	16	1	6	10	9
2	Will Pruitt	21:16	18:44	29 - 55	31 - 42	-26	-11	1.36	1.65	9	9	13	18	1	6	11	8
3	Trae Benham	05:53	34:07	13 - 10	47 - 87	3	-40	2.21	1.38	4	14	6	25	5	2	2	17
4	Tanner Shulman	14:17	25:43	28 - 34	32 - 63	-6	-31	1.96	1.24	9	9	9	22	6	1	6	13
5	Kaleb Coleman	12:29	27:31	24 - 37	36 - 60	-13	-24	1.92	1.31	6	12	9	22	5	2	6	13
11	Quincy Clark	23:17	16:43	36 - 61	24 - 36	-25	-12	1.55	1.44	11	7	14	17	1	6	9	10
13	Parker Hazen	26:09	13:51	36 - 60	24 - 37	-24	-13	1.38	1.73	12	6	21	10	2	5	11	8
14	Tommy Murr	19:24	20:36	27 - 49	33 - 48	-22	-15	1.39	1.60	7	11	19	12	6	1	12	7
35	Grant Asman	12:42	27:18	23 - 29	37 - 68	-6	-31	1.81	1.36	7	11	8	23	5	2	7	12
41	Jacob Ognacevic	28:58	11:02	37 - 69	23 - 28	-32	-5	1.28	2.08	11	7	24	7	2	5	15	4

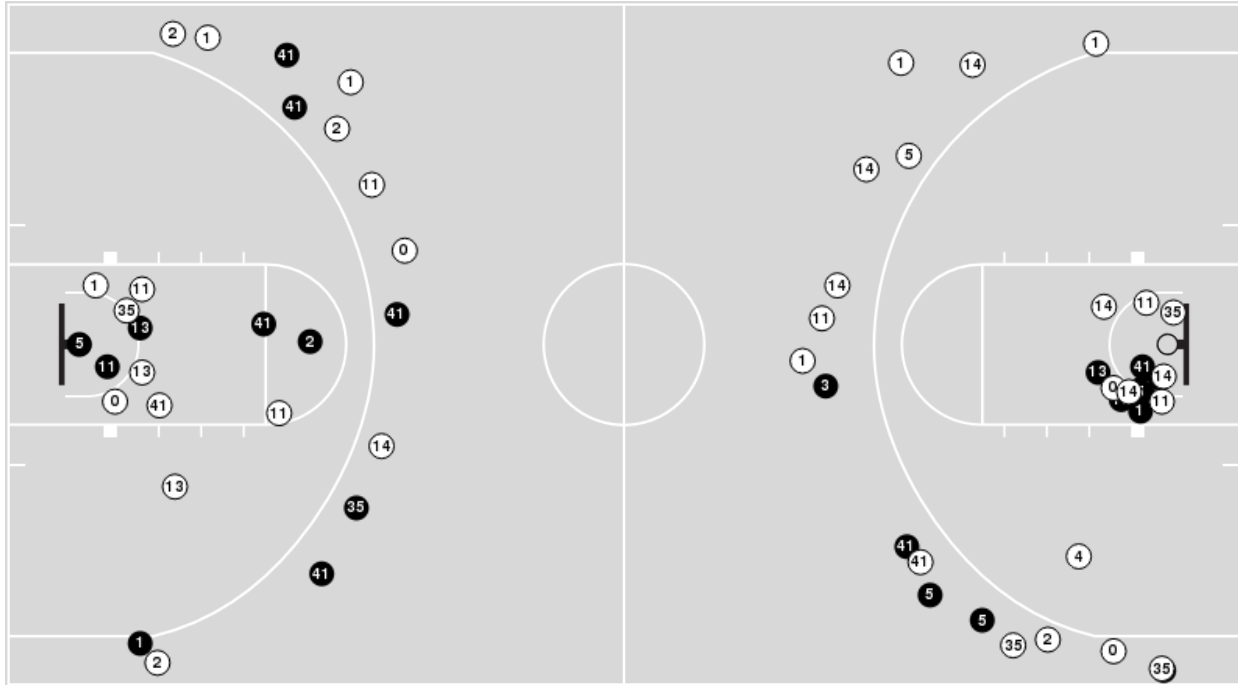
Florida State

No	Name	Mins		Score		Points Diff		Points per Min		Assists		Rebounds		Steals		Turnovers	
		On	Off	On	Off	On	Off	On	Off	On	Off	On	Off	On	Off	On	Off
0	RayQuan Evans	20:35	19:25	60 - 30	37 - 30	30	7	2.91	1.91	12	10	13	27	7	3	3	7
1	Jalen Warley	20:57	19:03	46 - 27	51 - 33	19	18	2.20	2.68	13	9	27	13	3	7	5	5
2	Anthony Polite	27:16	12:44	77 - 38	20 - 22	39	-2	2.82	1.57	17	5	24	16	9	1	3	7
4	Caleb Mills	21:18	18:42	54 - 38	43 - 22	16	21	2.54	2.30	9	13	15	25	5	5	5	5
10	Malik Osborne	22:04	17:56	68 - 27	29 - 33	41	-4	3.08	1.62	16	6	20	20	9	1	2	8
12	Justin Lindner	05:16	34:44	7 - 7	90 - 53	0	37	1.33	2.59	2	20	9	31	0	10	5	5
15	Quincy Ballard	05:58	34:02	6 - 13	91 - 47	-7	44	1.01	2.67	2	20	9	31	0	10	6	4
21	Cam'Ron Fletcher	20:15	19:45	50 - 35	47 - 25	15	22	2.47	2.38	11	11	17	23	3	7	6	4
22	John Butler	19:02	20:58	45 - 22	52 - 38	23	14	2.36	2.48	10	12	21	19	7	3	2	8
24	Naheem McLeod	06:03	33:57	19 - 13	78 - 47	6	31	3.14	2.30	3	19	5	35	0	10	1	9
30	Harrison Prieto	05:55	34:05	4 - 7	93 - 53	-3	40	0.68	2.73	1	21	6	34	1	9	1	9
31	Wyatt Wilkes	19:33	20:27	40 - 28	57 - 32	12	25	2.05	2.79	11	11	25	15	6	4	5	5
40	Isaac Spainhour	01:56	38:04	3 - 5	94 - 55	-2	39	1.55	2.47	1	21	3	37	0	10	2	8
42	Cleveland Yates	01:56	38:04	3 - 5	94 - 55	-2	39	1.55	2.47	1	21	3	37	0	10	2	8
44	Max Thorpe	01:56	38:04	3 - 5	94 - 55	-2	39	1.55	2.47	1	21	3	37	0	10	2	8

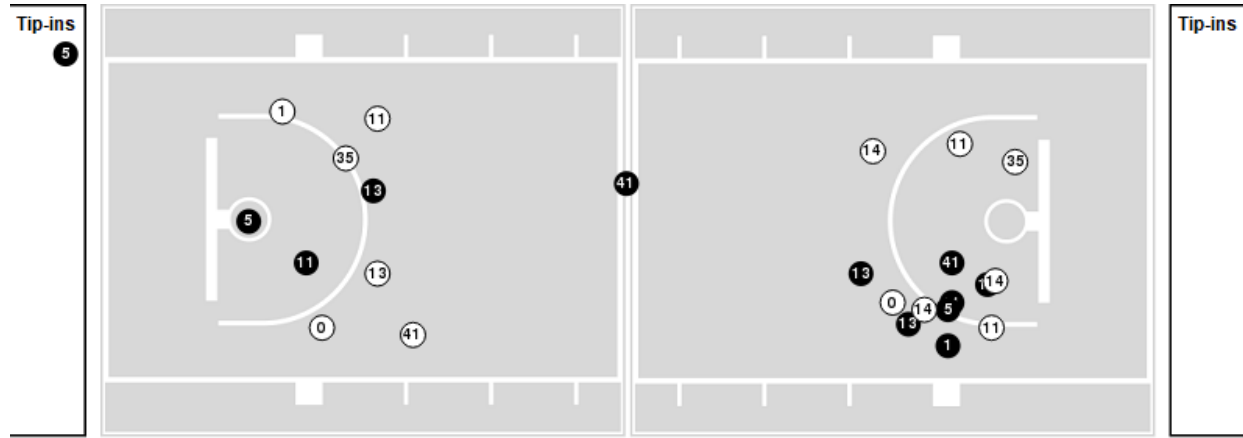


Players => AllFG Types=>AllResults=>All
Lipscomb

All Field Goals



Blow Up Chart



● Made ○ Missed N - Player Number

Lipscomb	M/A	%
Field Goals	23/60	38
2 Points	12/28	43
3 Points	11/32	34
Free Throws	3/6	50

Lipscomb	M/A	%
Points in the Paint	22 (11 / 24)	46
Fast Break Points	0 (0/0)	0
Second Chance Points	2 (1/5)	20
Effective FG%	48	

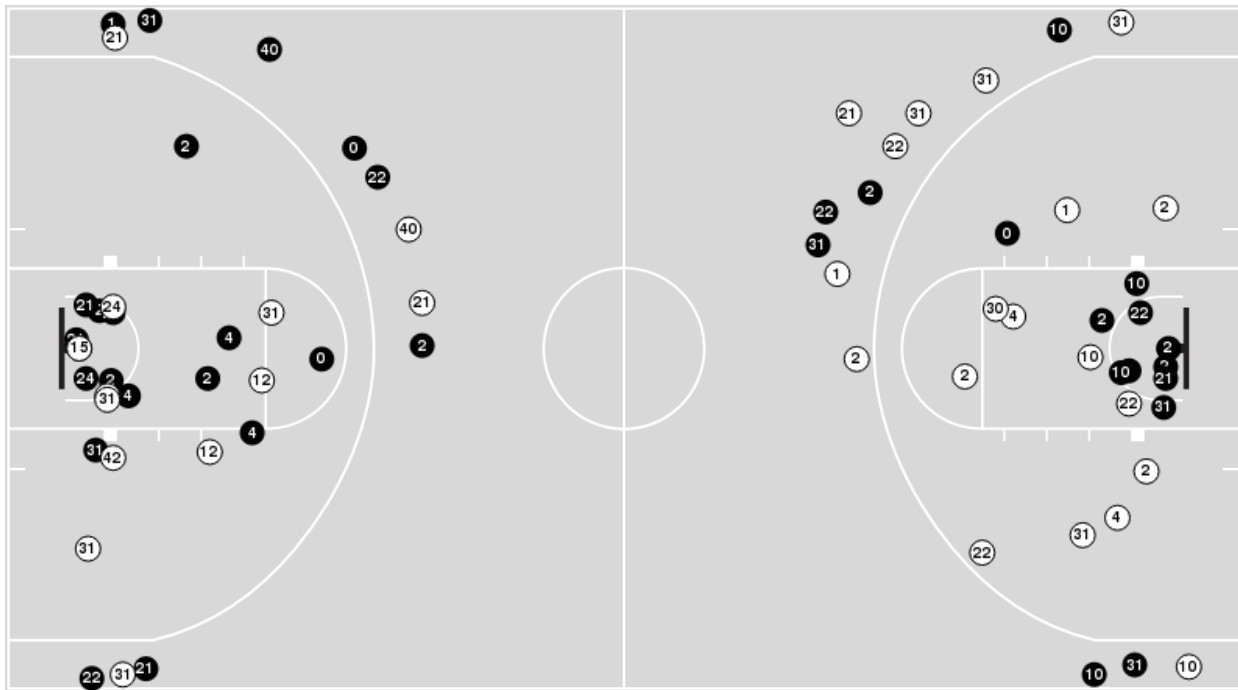


Officials: Ron Groover, Tony Henderson, Jeff Pon

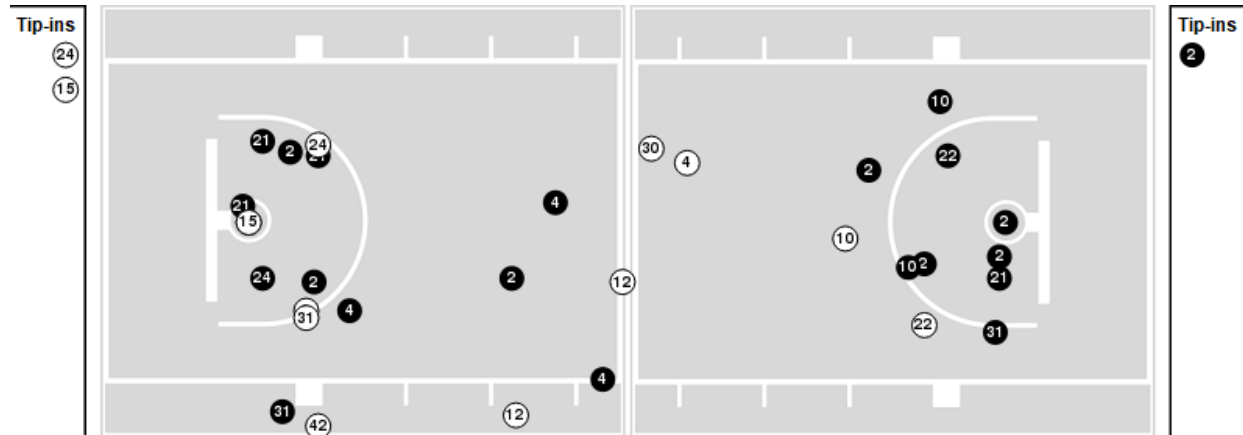
Players => AllFG Types=>AllResults=>All

Florida State

All Field Goals



Blow Up Chart



● Made ○ Missed N - Player Number

Florida State	M/A	%
Field Goals	37/70	53
2 Points	23/44	52
3 Points	14/26	54
Free Throws	9/13	69

Florida State	M/A	%
Points in the Paint	36 (18 / 28)	64
Fast Break Points	15 (8/8)	100
Second Chance Points	4 (2/7)	29
Effective FG%	63	



Lipscomb at Florida State

12/15/21 Donald L. Tucker Center, Tallahassee
2021-22 Men's Basketball

Game Time: 9:00 PM
Game Duration: 1:59
Attendance: 5,027

Officials: Ron Groover, Tony Henderson, Jeff Pon

Lipscomb

Lineup	Quarter On	Time On	Quarter Off	Time Off	Time on Court	Score	Score Diff	Reb	Stl	Tov	Ass	PPP
1- Jones G/2- Pruitt W/ 11- Clark Q/ 13- Hazen P/ 41- Ognacevic J/	1	20:00	1	15:19	04:41	11-9	2	3	1	4	3	1.3750
00- Johnson K/ 1- Jones G/ 2- Pruitt W/ 13- Hazen P/ 41- Ognacevic J/	1	15:19	1	13:54	01:25	3-3	0	1	0	0	1	1.5000
00- Johnson K/ 2- Pruitt W/ 13- Hazen P/ 14- Murr T/ 41- Ognacevic J/	1	13:54	1	12:28	01:26	0-0	0	3	0	0	0	0.0000
00- Johnson K/ 5- Coleman K/ 11- Clark Q/ 14- Murr T/ 41- Ognacevic J/	1	12:28	1	10:47	01:41	4-8	-4	2	0	1	0	1.0000
1- Jones G/ 5- Coleman K/ 11- Clark Q/ 13- Hazen P/ 14- Murr T/	1	10:47	1	10:06	00:41	0-2	-2	1	0	0	0	0.0000
1- Jones G/ 2- Pruitt W/ 5- Coleman K/ 11- Clark Q/ 13- Hazen P/	1	10:06	1	09:34	00:32	0-4	-4	0	0	0	0	0.0000
1- Jones G/ 2- Pruitt W/ 11- Clark Q/ 13- Hazen P/ 35- Asman G/	1	09:34	1	09:02	00:32	3-0	3	0	0	0	1	3.0000
1- Jones G/ 2- Pruitt W/ 11- Clark Q/ 35- Asman G/ 41- Ognacevic J/	1	09:02	1	08:15	00:47	0-0	0	1	0	0	0	0.0000
1- Jones G/ 2- Pruitt W/ 14- Murr T/ 35- Asman G/ 41- Ognacevic J/	1	08:15	1	06:27	01:48	0-6	-6	1	0	2	0	0.0000
00- Johnson K/ 2- Pruitt W/ 13- Hazen P/ 14- Murr T/ 41- Ognacevic J/	1	06:27	1	05:19	01:08	2-4	-2	1	0	2	1	0.6667
00- Johnson K/ 2- Pruitt W/ 11- Clark Q/ 13- Hazen P/ 41- Ognacevic J/	1	05:19	1	03:53	01:26	0-1	-1	2	0	0	0	0.0000
00- Johnson K/ 1- Jones G/ 11- Clark Q/ 13- Hazen P/ 41- Ognacevic J/	1	03:53	1	02:35	01:18	0-0	0	2	0	2	0	0.0000
1- Jones G/ 4- Shulman T/ 11- Clark Q/ 13- Hazen P/ 41- Ognacevic J/	1	02:35	2	20:00	02:35	5-7	-2	1	0	0	2	1.2887
1- Jones G/ 2- Pruitt W/ 11- Clark Q/ 13- Hazen P/ 41- Ognacevic J/	2	20:00	2	15:53	04:07	3-16	-13	1	0	1	1	0.5000
1- Jones G/ 11- Clark Q/ 13- Hazen P/ 14- Murr T/ 41- Ognacevic J/	2	15:53	2	14:09	01:44	2-6	-4	0	0	1	1	0.6667
00- Johnson K/ 1- Jones G/ 13- Hazen P/ 14- Murr T/ 41- Ognacevic J/	2	14:09	2	11:42	02:27	4-4	0	4	0	0	1	1.0000
00- Johnson K/ 4- Shulman T/ 13- Hazen P/ 14- Murr T/ 41- Ognacevic J/	2	11:42	2	09:35	02:07	3-4	-1	2	1	1	1	0.6148
4- Shulman T/ 5- Coleman K/ 14- Murr T/ 35- Asman G/ 41- Ognacevic J/	2	09:35	2	09:17	00:18	0-1	-1	0	0	1	0	0.0000
2- Pruitt W/ 4- Shulman T/ 5- Coleman K/ 14- Murr T/ 35- Asman G/	2	09:17	2	07:35	01:42	2-8	-6	0	0	2	0	0.5000
2- Pruitt W/ 4- Shulman T/ 5- Coleman K/ 11- Clark Q/ 35- Asman G/	2	07:35	2	05:53	01:42	5-4	1	0	0	0	2	1.6667
3- Benham T/ 4- Shulman T/ 5- Coleman K/ 11- Clark Q/ 35- Asman G/	2	05:53	2	04:22	01:31	3-4	-1	1	0	0	1	1.5000
3- Benham T/ 4- Shulman T/ 5- Coleman K/ 14- Murr T/ 35- Asman G/	2	04:22	2	00:00	04:22	10-6	4	5	5	2	3	0.8418



Lipscomb at Florida State

12/15/21 Donald L. Tucker Center, Tallahassee
2021-22 Men's Basketball

Game Time: 9:00 PM
Game Duration: 1:59
Attendance: 5,027

Officials: Ron Groover, Tony Henderson, Jeff Pon

Florida State

Lineup	Quarter On	Time On	Quarter Off	Time Off	Time on Court	Score	Score Diff	Reb	Stl	Tov	Ass	PPP
0- Evans R/ 2- Polite A/ 4- Mills C/ 10- Osborne M/ 22- Butler J/	1	20:00	1	16:32	03:28	7-9	-2	0	2	1	1	1.1905
0- Evans R/ 4- Mills C/ 10- Osborne M/ 21- Fletcher C/ 31- Wilkes W/	1	16:32	1	15:19	01:13	2-2	0	0	1	0	0	1.0000
1- Warley J/ 2- Polite A/ 21- Fletcher C/ 24- McLeod N/ 31- Wilkes W/	1	15:19	1	13:54	01:25	3-3	0	1	0	0	0	0.8721
1- Warley J/ 2- Polite A/ 10- Osborne M/ 22- Butler J/ 31- Wilkes W/	1	13:54	1	12:28	01:26	0-0	0	4	0	0	0	0.0000
0- Evans R/ 2- Polite A/ 4- Mills C/ 10- Osborne M/ 22- Butler J/	1	12:28	1	11:30	00:58	7-2	5	1	1	0	0	2.3333
0- Evans R/ 4- Mills C/ 10- Osborne M/ 21- Fletcher C/ 22- Butler J/	1	11:30	1	10:17	01:13	1-2	-1	1	0	0	0	0.6944
0- Evans R/ 4- Mills C/ 10- Osborne M/ 21- Fletcher C/ 31- Wilkes W/	1	10:17	1	09:34	00:43	6-0	6	1	0	0	2	2.4590
1- Warley J/ 4- Mills C/ 15- Ballard Q/ 21- Fletcher C/ 31- Wilkes W/	1	09:34	1	09:02	00:32	0-3	-3	0	0	1	0	0.0000
1- Warley J/ 4- Mills C/ 15- Ballard Q/ 22- Butler J/ 31- Wilkes W/	1	09:02	1	08:15	00:47	0-0	0	1	0	0	0	0.0000
1- Warley J/ 2- Polite A/ 10- Osborne M/ 22- Butler J/ 31- Wilkes W/	1	08:15	1	06:27	01:48	6-0	6	2	2	0	2	2.0000
0- Evans R/ 2- Polite A/ 10- Osborne M/ 21- Fletcher C/ 31- Wilkes W/	1	06:27	1	05:19	01:08	4-2	2	1	2	0	1	1.6393
0- Evans R/ 2- Polite A/ 10- Osborne M/ 12- Lindner J/ 21- Fletcher C/	1	05:19	1	05:19	00:00	1-0	1	0	0	0	0	1.1364
0- Evans R/ 2- Polite A/ 12- Lindner J/ 21- Fletcher C/ 30- Prieto H/	1	05:19	1	03:53	01:26	0-0	0	2	0	1	0	0.0000
0- Evans R/ 1- Warley J/ 2- Polite A/ 22- Butler J/ 30- Prieto H/	1	03:53	1	02:57	00:56	0-0	0	1	0	0	0	0.0000
1- Warley J/ 2- Polite A/ 22- Butler J/ 30- Prieto H/ 31- Wilkes W/	1	02:57	1	01:51	01:06	0-3	-3	1	1	0	0	0.0000
1- Warley J/ 2- Polite A/ 10- Osborne M/ 22- Butler J/ 31- Wilkes W/	1	01:51	1	00:51	00:59	5-2	3	1	0	0	2	2.5000
1- Warley J/ 2- Polite A/ 10- Osborne M/ 21- Fletcher C/ 31- Wilkes W/	1	00:51	2	20:00	00:52	2-0	2	1	0	0	1	2.0000
0- Evans R/ 2- Polite A/ 4- Mills C/ 10- Osborne M/ 22- Butler J/	2	20:00	2	17:49	02:11	6-0	6	2	1	0	2	2.0000
1- Warley J/ 2- Polite A/ 4- Mills C/ 10- Osborne M/ 22- Butler J/	2	17:49	2	16:41	01:08	4-3	1	1	0	0	0	2.0000
0- Evans R/ 1- Warley J/ 2- Polite A/ 10- Osborne M/ 22- Butler J/	2	16:41	2	15:53	00:48	6-0	6	1	0	0	2	3.0000
0- Evans R/ 1- Warley J/ 2- Polite A/ 10- Osborne M/ 21- Fletcher C/	2	15:53	2	14:09	01:44	6-2	4	1	0	0	2	3.0000
0- Evans R/ 4- Mills C/ 21- Fletcher C/ 30- Prieto H/ 31- Wilkes W/	2	14:09	2	12:46	01:23	2-4	-2	0	0	0	0	1.0000
1- Warley J/ 4- Mills C/ 22- Butler J/ 30- Prieto H/ 31- Wilkes W/	2	12:46	2	11:42	01:04	2-0	2	2	0	0	1	0.6667
1- Warley J/ 4- Mills C/ 10- Osborne M/ 22- Butler J/ 31- Wilkes W/	2	11:42	2	10:32	01:10	1-1	0	3	0	1	0	0.4098
1- Warley J/ 2- Polite A/ 4- Mills C/ 10- Osborne M/ 21- Fletcher C/	2	10:32	2	09:17	01:15	4-2	2	0	0	0	1	1.7241
1- Warley J/ 2- Polite A/ 4- Mills C/ 21- Fletcher C/ 24- McLeod N/	2	09:17	2	09:17	00:00	0-0	0	0	0	0	0	0.0000
0- Evans R/ 2- Polite A/ 4- Mills C/ 21- Fletcher C/ 24- McLeod N/	2	09:17	2	05:53	03:24	12-7	5	2	0	1	2	1.7143
1- Warley J/ 2- Polite A/ 21- Fletcher C/ 24- McLeod N/ 31- Wilkes W/	2	05:53	2	04:39	01:14	4-3	1	2	0	0	1	1.3333
1- Warley J/ 4- Mills C/ 15- Ballard Q/ 21- Fletcher C/ 31- Wilkes W/	2	04:39	2	03:50	00:49	0-3	-3	1	0	1	0	0.0000
1- Warley J/ 12- Lindner J/ 15- Ballard Q/ 21- Fletcher C/ 31- Wilkes W/	2	03:50	2	01:56	01:54	3-2	1	4	0	2	1	0.6000
12- Lindner J/ 15- Ballard Q/ 40- Spainhour I/ 42- Yates C/ 44- Thorpe M/	2	01:56	2	00:00	01:56	3-5	-2	3	0	2	1	0.6000



Officials: Ron Groover, Tony Henderson, Jeff Pon

Lipscomb

Lineup	Time	Score	Score Diff	Pts/Min	Reb	Stl	Tov	Ass	PPP
1- Jones G/ 2- Pruitt W/ 11- Clark Q/ 13- Hazen P/ 41- Ognacevic J/	08:48	14-25	-11	1.5909	4	1	5	4	1.0000
3- Benham T/ 4- Shulman T/ 5- Coleman K/ 14- Murr T/ 35- Asman G/	04:22	10-6	4	2.2901	5	5	2	3	0.8418
1- Jones G/ 4- Shulman T/ 11- Clark Q/ 13- Hazen P/ 41- Ognacevic J/	02:35	5-7	-2	1.9355	1	0	0	2	1.2887
00- Johnson K/ 2- Pruitt W/ 13- Hazen P/ 14- Murr T/ 41- Ognacevic J/	02:34	2-4	-2	0.7792	4	0	2	1	0.4000
00- Johnson K/ 1- Jones G/ 13- Hazen P/ 14- Murr T/ 41- Ognacevic J/	02:27	4-4	0	1.6327	4	0	0	1	1.0000
00- Johnson K/ 4- Shulman T/ 13- Hazen P/ 14- Murr T/ 41- Ognacevic J/	02:07	3-4	-1	1.4173	2	1	1	1	0.6148
1- Jones G/ 2- Pruitt W/ 14- Murr T/ 35- Asman G/ 41- Ognacevic J/	01:48	0-6	-6	0.0000	1	0	2	0	0.0000
1- Jones G/ 11- Clark Q/ 13- Hazen P/ 14- Murr T/ 41- Ognacevic J/	01:44	2-6	-4	1.1538	0	0	1	1	0.6667
2- Pruitt W/ 4- Shulman T/ 5- Coleman K/ 14- Murr T/ 35- Asman G/	01:42	2-8	-6	1.1765	0	0	2	0	0.5000
2- Pruitt W/ 4- Shulman T/ 5- Coleman K/ 11- Clark Q/ 35- Asman G/	01:42	5-4	1	2.9412	0	0	0	2	1.6667
00- Johnson K/ 5- Coleman K/ 11- Clark Q/ 14- Murr T/ 41- Ognacevic J/	01:41	4-8	-4	2.3762	2	0	1	0	1.0000
3- Benham T/ 4- Shulman T/ 5- Coleman K/ 11- Clark Q/ 35- Asman G/	01:31	3-4	-1	1.9780	1	0	0	1	1.5000
00- Johnson K/ 2- Pruitt W/ 11- Clark Q/ 13- Hazen P/ 41- Ognacevic J/	01:26	0-1	-1	0.0000	2	0	0	0	0.0000
00- Johnson K/ 1- Jones G/ 2- Pruitt W/ 13- Hazen P/ 41- Ognacevic J/	01:25	3-3	0	2.1176	1	0	0	1	1.5000
00- Johnson K/ 1- Jones G/ 11- Clark Q/ 13- Hazen P/ 41- Ognacevic J/	01:18	0-0	0	0.0000	2	0	2	0	0.0000
1- Jones G/ 2- Pruitt W/ 11- Clark Q/ 35- Asman G/ 41- Ognacevic J/	00:47	0-0	0	0.0000	1	0	0	0	0.0000
1- Jones G/ 5- Coleman K/ 11- Clark Q/ 13- Hazen P/ 14- Murr T/	00:41	0-2	-2	0.0000	1	0	0	0	0.0000
1- Jones G/ 2- Pruitt W/ 5- Coleman K/ 11- Clark Q/ 13- Hazen P/	00:32	0-4	-4	0.0000	0	0	0	0	0.0000
1- Jones G/ 2- Pruitt W/ 11- Clark Q/ 13- Hazen P/ 35- Asman G/	00:32	3-0	3	5.6250	0	0	0	1	3.0000
4- Shulman T/ 5- Coleman K/ 14- Murr T/ 35- Asman G/ 41- Ognacevic J/	00:18	0-1	-1	0.0000	0	0	1	0	0.0000



Officials: Ron Groover, Tony Henderson, Jeff Pon

Florida State

Lineup	Time	Score	Score Diff	Pts/Min	Reb	Stl	Tov	Ass	PPP
0- Evans R/ 2- Polite A/ 4- Mills C/ 10- Osborne M/ 22- Butler J/	06:37	20-11	9	3.0227	3	4	1	3	1.6835
1- Warley J/ 2- Polite A/ 10- Osborne M/ 22- Butler J/ 31- Wilkes W/	04:13	11-2	9	2.6087	7	2	0	4	1.5714
0- Evans R/ 2- Polite A/ 4- Mills C/ 21- Fletcher C/ 24- McLeod N/	03:24	12-7	5	3.5294	2	0	1	2	1.7143
1- Warley J/ 2- Polite A/ 21- Fletcher C/ 24- McLeod N/ 31- Wilkes W/	02:39	7-6	1	2.6415	3	0	0	1	1.0870
0- Evans R/ 4- Mills C/ 10- Osborne M/ 21- Fletcher C/ 31- Wilkes W/	01:56	8-2	6	4.1379	1	1	0	2	1.8018
12- Lindner J/ 15- Ballard Q/ 40- Spainhour I/ 42- Yates C/ 44- Thorpe M/	01:56	3-5	-2	1.5517	3	0	2	1	0.6000
1- Warley J/ 12- Lindner J/ 15- Ballard Q/ 21- Fletcher C/ 31- Wilkes W/	01:54	3-2	1	1.5789	4	0	2	1	0.6000
0- Evans R/ 1- Warley J/ 2- Polite A/ 10- Osborne M/ 21- Fletcher C/	01:44	6-2	4	3.4615	1	0	0	2	3.0000
0- Evans R/ 2- Polite A/ 12- Lindner J/ 21- Fletcher C/ 30- Prieto H/	01:26	0-0	0	0.0000	2	0	1	0	0.0000
0- Evans R/ 4- Mills C/ 21- Fletcher C/ 30- Prieto H/ 31- Wilkes W/	01:23	2-4	-2	1.4458	0	0	0	0	1.0000
1- Warley J/ 4- Mills C/ 15- Ballard Q/ 21- Fletcher C/ 31- Wilkes W/	01:21	0-6	-6	0.0000	1	0	2	0	0.0000
1- Warley J/ 2- Polite A/ 4- Mills C/ 10- Osborne M/ 21- Fletcher C/	01:15	4-2	2	3.2000	0	0	0	1	1.7241
0- Evans R/ 4- Mills C/ 10- Osborne M/ 21- Fletcher C/ 22- Butler J/	01:13	1-2	-1	0.8219	1	0	0	0	0.6944
1- Warley J/ 4- Mills C/ 10- Osborne M/ 22- Butler J/ 31- Wilkes W/	01:10	1-1	0	0.8571	3	0	1	0	0.4098
0- Evans R/ 2- Polite A/ 10- Osborne M/ 21- Fletcher C/ 31- Wilkes W/	01:08	4-2	2	3.5294	1	2	0	1	1.6393
1- Warley J/ 2- Polite A/ 4- Mills C/ 10- Osborne M/ 22- Butler J/	01:08	4-3	1	3.5294	1	0	0	0	2.0000
1- Warley J/ 2- Polite A/ 22- Butler J/ 30- Prieto H/ 31- Wilkes W/	01:06	0-3	-3	0.0000	1	1	0	0	0.0000
1- Warley J/ 4- Mills C/ 22- Butler J/ 30- Prieto H/ 31- Wilkes W/	01:04	2-0	2	1.8750	2	0	0	1	0.6667
0- Evans R/ 1- Warley J/ 2- Polite A/ 22- Butler J/ 30- Prieto H/	00:56	0-0	0	0.0000	1	0	0	0	0.0000
1- Warley J/ 2- Polite A/ 10- Osborne M/ 21- Fletcher C/ 31- Wilkes W/	00:52	2-0	2	2.3077	1	0	0	1	2.0000
0- Evans R/ 1- Warley J/ 2- Polite A/ 10- Osborne M/ 22- Butler J/	00:48	6-0	6	7.5000	1	0	0	2	3.0000
1- Warley J/ 4- Mills C/ 15- Ballard Q/ 22- Butler J/ 31- Wilkes W/	00:47	0-0	0	0.0000	1	0	0	0	0.0000
0- Evans R/ 2- Polite A/ 10- Osborne M/ 12- Lindner J/ 21- Fletcher C/	00:00	1-0	1	∞	0	0	0	0	1.1364
1- Warley J/ 2- Polite A/ 4- Mills C/ 21- Fletcher C/ 24- McLeod N/	00:00	0-0	0	NaN	0	0	0	0	0.0000