

## FINAL SCORE



**Georgia Tech**

**71**



**Florida State**

**82**

January 04, 2024 • Donald L. Tucker Center

## FINAL STATISTICS



Officials: Bert Smith, John Gaffney, Matt Potter

Georgia Tech - 71

Record: 8-5 (1-1)

NO.	Name	F	Min	FG		3P		FT		Rebounds			Fouls		TP	AS	TO	ST	Blocks		+/-
				M-A	M-A	M-A	M-A	OR	DR	TOT	PF	FD	BS	BA							
11	Baye Ndongo	F	33:52	3-5	0-1	4-8	3	6	9	4	8	10	0	3	1	1	0	0	0	0	-13
23	Ibrahima Sacko	F	07:44	0-1	0-1	0-0	0	0	0	2	0	0	0	0	1	0	0	0	0	0	-1
2	Naithan George	G	25:42	2-8	0-4	3-5	1	3	4	1	4	7	3	1	1	0	0	0	0	-6	
13	Miles Kelly	G	31:14	7-15	3-6	3-5	1	5	6	3	4	20	0	2	0	0	0	0	0	-7	
14	Kowacie Reeves	G	33:48	7-16	3-7	1-2	2	4	6	2	2	18	2	1	1	1	1	1	1	-10	
5	Tafara Gapare		15:09	1-3	0-2	0-2	0	0	0	0	0	2	1	1	0	0	0	0	0	-10	
1	Kyle Sturdivant		26:49	1-5	0-2	3-4	0	1	1	2	3	5	5	0	0	0	0	0	0	-7	
3	Dallan "Deebo" Coleman		18:04	3-5	1-3	0-0	0	2	2	1	0	7	0	0	1	0	0	0	0	-2	
12	Tyzaun Claude		07:38	1-1	0-0	0-0	0	0	0	3	0	2	0	1	0	0	0	0	0	1	
Team										2	1	3			0						
<b>Totals</b>				25-59	7-26	14-26	9	22	31	18	21	71	11	10	4	2	1				-11

Shooting By Period		
1st FG%	8-30	26.7%
3PT%	1-14	7.1%
FT%	2-4	50%
2nd FG%	17-29	58.6%
3PT%	6-12	50.0%
FT%	12-22	54.5%
GM FG%	25-59	42.4%
3PT%	7-26	26.9%
FT%	14-26	53.8%

Dead Ball Rebounds: 8, 0

Technical Fouls::NONE

Florida State - 82

Record: 7-6 (1-1)

NO.	Name	F	Min	FG		3P		FT		Rebounds			Fouls		TP	AS	TO	ST	Blocks		+/-
				M-A	M-A	M-A	M-A	OR	DR	TOT	PF	FD	BS	BA							
2	Jamir Watkins	F	20:19	3-6	2-3	3-3	1	4	5	4	3	11	2	4	0	0	1	2	0	1	2
5	De'Ante Green	F	08:58	1-3	0-1	0-0	0	1	1	2	1	2	0	1	0	0	0	0	0	0	0
11	Baba Miller	F	25:19	4-8	0-2	0-1	1	2	3	3	2	8	0	1	1	0	0	0	0	-3	
1	Jalen Warley	G	19:24	3-9	1-1	2-2	1	2	3	2	1	9	3	0	1	1	1	1	3	3	
22	Darin Green Jr.	G	36:03	4-7	2-3	0-0	0	4	4	3	0	10	1	1	2	0	0	0	9	9	
33	Jaylan Gainey		12:22	1-1	0-0	2-2	1	4	5	0	3	4	0	0	1	0	0	5	5		
10	Taylor Bol Bowen		14:12	2-3	0-1	0-0	2	1	3	3	0	4	1	1	1	0	0	8	8		
23	Primo Spears		21:32	4-10	0-2	2-3	0	2	2	2	4	10	3	2	0	0	0	11	11		
0	Chandler Jackson		16:29	5-7	1-2	3-4	0	2	2	0	2	14	2	1	1	0	0	11	11		
3	Cameron Corhen		17:08	3-4	0-0	0-0	2	2	4	2	1	6	0	1	0	0	0	7	7		
20	Josh Nickelberry		03:57	0-0	0-0	1-2	0	0	0	0	1	1	0	0	0	0	0	2	2		
12	Tom House		04:17	1-2	1-2	0-0	1	0	1	0	0	3	0	1	0	0	0	0	0		
Team										0	5	5			0						
<b>Totals</b>				31-60	7-17	13-17	9	29	38	21	18	82	12	13	7	1	2				11

Shooting By Period		
1st FG%	13-32	40.6%
3PT%	4-10	40.0%
FT%	2-3	66.7%
2nd FG%	18-28	64.3%
3PT%	3-7	42.9%
FT%	11-14	78.6%
GM FG%	31-60	51.7%
3PT%	7-17	41.2%
FT%	13-17	76.5%

Dead Ball Rebounds: 2, 0

Technical Fouls::NONE

	GT	FSU
Biggest lead	3 (1st 18:31)	17 (2nd 17:23)
Best Scoring Run	8 (2nd 10:15)	10 (1st 13:29)
Lead Changes	1	
Times Tied	1	
Time with Lead	01:31	36:04

Points from	GT	FSU
Turnovers	11	10
Paint	30	30
Second Chance	8	8
Fast Breaks	11	2
Bench	16	42

	Period by Period Scoring		
	1st	2nd	TOT
GT	19	52	71
FSU	32	50	82



**Period 1**

**Quarter Starters:**

<b>FSU</b>	1 Warley J	2 Watkins J	5 Green D	11 Miller B	22 Green Jr. D
<b>GT</b>	2 George N	11 Ndongo B	13 Kelly M	14 Reeves K	23 Sacko I

Game Time	FSU	Score	Diff	GT
20:00	11 MILLER B jumpball lost			11 NDONGO B jumpball won
19:29				13 KELLY M 3pt FG , jump shot missed
19:25	1 WARLEY J defensive rebound (1)			
19:20	5 GREEN D 2pt FG in the paint, jump shot missed			
19:16	2 WATKINS J offensive rebound (1)			
19:16	jump ball situation			
18:58	1 WARLEY J 2pt FG second chance in the paint, layup missed			
18:57				11 NDONGO B defensive rebound (1)
18:57	5 GREEN D foul personal (1 - 1)			11 NDONGO B foul drawn (1)
18:31		<b>0-3</b>	<b>-3</b>	13 KELLY M 3pt FG , jump shot made (3)
18:31				2 GEORGE N assist (1)
18:06	11 MILLER B 2pt FG outside the paint, pull up jump shot missed			
18:04				11 NDONGO B defensive rebound (2)
17:50	jump ball situation			
17:50	11 MILLER B steal (1)			2 GEORGE N turnover bad pass (1)
17:25	2 WATKINS J 2pt FG from turnover in the paint, driving layup blocked			
17:25				11 NDONGO B block (1)
17:22				14 REEVES K defensive rebound (1)
17:19				14 REEVES K 2pt FG in the paint, driving layup blocked
17:19	1 WARLEY J block (1)			
17:16				2 GEORGE N offensive rebound (1)
17:16				2 GEORGE N 2pt FG second chance in the paint, layup missed
17:16	5 GREEN D defensive rebound (1)			
17:16	5 GREEN D foul drawn (1)			2 GEORGE N foul personal (1 - 1)
17:00	1 WARLEY J 3pt FG , jump shot made (3)	<b>3-3</b>	<b>0</b>	
17:00	2 WATKINS J assist (1)			
16:40				13 KELLY M 2pt FG outside the paint, floating jump shot missed
16:38	2 WATKINS J defensive rebound (2)			
16:34	2 WATKINS J foul offensive (1 - 2)			11 NDONGO B foul drawn (2)
16:34	2 WATKINS J turnover offensive (1)			
16:34	5 GREEN D substitution out			
16:34	33 GAINEY J substitution in			
16:16				23 SACKO I turnover out of bounds (1)
16:16				23 SACKO I substitution out
16:16				5 GAPARE T substitution in
16:04	22 GREEN JR. D 3pt FG from turnover, jump shot made (3)	<b>6-3</b>	<b>3</b>	
16:04	2 WATKINS J assist (2)			
15:47				2 GEORGE N 2pt FG outside the paint, step back jump shot missed
15:45				offensive rebound (5)
15:45	Timeout media			
15:45	11 MILLER B substitution out			
15:45	10 BOWEN T substitution in			



**Officials:** Bert Smith, John Gaffney, Matt Potter

Game Time	FSU	Score	Diff	GT
15:45				2 GEORGE N substitution out
15:45				13 KELLY M substitution out
15:45				1 STURDIVANT K substitution in
15:45				3 COLEMAN D substitution in
15:34				1 STURDIVANT K 3pt FG second chance, step back jump shot missed
15:31	1 WARLEY J defensive rebound (2)			
15:25	22 GREEN JR. D 3pt FG , jump shot missed			
15:22	10 BOWEN T offensive rebound (1)			
15:03	10 BOWEN T turnover (1)			
15:03				11 NDONGO B substitution out
15:03				12 CLAUDE T substitution in
14:40	33 GAINEY J steal (1)			12 CLAUDE T turnover lost ball (1)
14:40	1 WARLEY J substitution out			
14:40	23 SPEARS P substitution in			
14:29	10 BOWEN T 3pt FG from turnover, jump shot missed			
14:27				14 REEVES K defensive rebound (2)
14:20				14 REEVES K 3pt FG , jump shot missed
14:17	33 GAINEY J defensive rebound (1)			
14:09	33 GAINEY J foul drawn (1)			12 CLAUDE T foul personal (1 - 2)
14:09	2 WATKINS J substitution out			
14:09	33 GAINEY J substitution out			
14:09	0 JACKSON C substitution in			
14:09	3 CORHEN C substitution in			
14:04	22 GREEN JR. D 2pt FG outside the paint, jump shot missed			
14:01	10 BOWEN T offensive rebound (2)			
14:01	10 BOWEN T 2pt FG second chance in the paint, layup made (2)	<b>8-3</b>	<b>5</b>	
13:39	22 GREEN JR. D steal (1)			5 GAPARE T turnover bad pass (1)
13:29	23 SPEARS P 2pt FG from turnover outside the paint, pull up jump shot made (2)	<b>10-3</b>	<b>7</b>	
13:02		<b>10-5</b>	<b>5</b>	12 CLAUDE T 2pt FG in the paint, layup made (2)
13:02				14 REEVES K assist (1)
12:43	0 JACKSON C 2pt FG outside the paint, pull up jump shot made (2)	<b>12-5</b>	<b>7</b>	
12:16		<b>12-7</b>	<b>5</b>	3 COLEMAN D 2pt FG outside the paint, pull up jump shot made (2)
12:16				14 REEVES K assist (2)
11:51	0 JACKSON C 2pt FG in the paint, turnaround jump shot missed			
11:48				3 COLEMAN D defensive rebound (1)
11:36				14 REEVES K 2pt FG outside the paint, pull up jump shot missed
11:34	23 SPEARS P defensive rebound (1)			
11:33	23 SPEARS P foul drawn (1)			12 CLAUDE T foul personal (2 - 3)
11:33	Timeout media			
11:33	10 BOWEN T substitution out			
11:33	22 GREEN JR. D substitution out			
11:33	11 MILLER B substitution in			
11:33	20 NICKELBERRY J substitution in			
11:33				12 CLAUDE T substitution out
11:33				14 REEVES K substitution out



**Officials:** Bert Smith, John Gaffney, Matt Potter

Game Time	FSU	Score	Diff	GT
11:33				11 NDONGO B substitution in
11:33				13 KELLY M substitution in
11:07	23 SPEARS P 3pt FG , step back jump shot missed			
11:05	11 MILLER B offensive rebound (1)			
11:01	11 MILLER B turnover bad pass (1)			3 COLEMAN D steal (1)
10:42				5 GAPARE T 3pt FG from turnover, jump shot missed
10:39	3 CORHEN C defensive rebound (1)			
10:24	0 JACKSON C 3pt FG , jump shot missed			
10:22				13 KELLY M defensive rebound (1)
10:13				1 STURDIVANT K 2pt FG in the paint, layup missed
10:09				11 NDONGO B offensive rebound (3)
10:09				11 NDONGO B 2pt FG second chance in the paint, dunk, missed
10:08	0 JACKSON C defensive rebound (1)			
10:01	0 JACKSON C 3pt FG , jump shot made (5)	<b>15-7</b>	<b>8</b>	
10:01	23 SPEARS P assist (1)			
09:44	0 JACKSON C substitution out			
09:44	3 CORHEN C substitution out			
09:44	20 NICKELBERRY J substitution out			
09:44	2 WATKINS J substitution in			
09:44	5 GREEN D substitution in			
09:44	22 GREEN JR. D substitution in			
09:44				3 COLEMAN D substitution out
09:44				5 GAPARE T substitution out
09:44				2 GEORGE N substitution in
09:44				14 REEVES K substitution in
09:38	11 MILLER B foul personal (1 - 3)			1 STURDIVANT K foul drawn (1)
09:28				14 REEVES K turnover travel (1)
09:03	2 WATKINS J 2pt FG from turnover outside the paint, step back jump shot missed			
09:00				11 NDONGO B defensive rebound (4)
08:56				13 KELLY M 3pt FG , jump shot missed
08:52	23 SPEARS P defensive rebound (2)			
08:49	23 SPEARS P 2pt FG outside the paint, floating jump shot missed			
08:48				13 KELLY M defensive rebound (2)
08:48	2 WATKINS J foul personal (2 - 4)			13 KELLY M foul drawn (1)
08:37	5 GREEN D foul personal (2 - 5)			11 NDONGO B foul drawn (3)
08:37	2 WATKINS J substitution out			
08:37	5 GREEN D substitution out			
08:37	12 HOUSE T substitution in			
08:37	33 GAINEY J substitution in			
08:21				14 REEVES K 2pt FG outside the paint, jump shot missed
08:18	11 MILLER B defensive rebound (2)			
08:04	23 SPEARS P 2pt FG outside the paint, jump shot missed			
08:01	33 GAINEY J offensive rebound (2)			
07:57	11 MILLER B 2pt FG second chance in the paint, dunk, made (2)	<b>17-7</b>	<b>10</b>	
07:57	11 MILLER B foul drawn (1)			13 KELLY M foul shooting (1 - 4)
07:57				Timeout media



**Officials:** Bert Smith, John Gaffney, Matt Potter

Game Time	FSU	Score	Diff	GT
07:57	23 SPEARS P substitution out			
07:57	1 WARLEY J substitution in			
07:57				1 STURDIVANT K substitution out
07:57				23 SACKO I substitution in
07:56	11 MILLER B free throw 1 - 1 missed			
07:55				14 REEVES K defensive rebound (3)
07:29		<b>17-9</b>	<b>8</b>	13 KELLY M 2pt FG in the paint, layup made (5)
07:24	12 HOUSE T turnover out of bounds (1)			
07:22				2 GEORGE N 3pt FG from turnover, jump shot missed
07:18	33 GAINEY J defensive rebound (3)			
07:04	33 GAINEY J foul drawn (2)			23 SACKO I foul shooting (1 - 5)
07:04	33 GAINEY J free throw 1 - 2 made (1)	<b>18-9</b>	<b>9</b>	
07:04	33 GAINEY J free throw 2 - 2 made (2)	<b>19-9</b>	<b>10</b>	
06:51				23 SACKO I 3pt FG , jump shot missed
06:48	22 GREEN JR. D defensive rebound (1)			
06:43	22 GREEN JR. D turnover bad pass (1)			11 NDONGO B steal (1)
06:34		<b>19-11</b>	<b>8</b>	14 REEVES K 2pt FG from turnover in the paint, dunk, made (2)
06:34	11 MILLER B foul shooting (2 - 6)			14 REEVES K foul drawn (1)
06:34	11 MILLER B substitution out			
06:34	10 BOWEN T substitution in			
06:34				23 SACKO I substitution out
06:34				3 COLEMAN D substitution in
06:34		<b>19-12</b>	<b>7</b>	14 REEVES K free throw 1 - 1 made (3)
06:11	33 GAINEY J 2pt FG outside the paint, turnaround jump shot made (4)	<b>21-12</b>	<b>9</b>	
05:59	1 WARLEY J steal (1)			13 KELLY M turnover lost ball (1)
05:56	1 WARLEY J 2pt FG from turnover in the paint, layup missed			
05:52	12 HOUSE T offensive rebound (1)			
05:48	12 HOUSE T 3pt FG from turnover second chance, jump shot missed			
05:46				2 GEORGE N defensive rebound (2)
05:39				3 COLEMAN D 3pt FG , jump shot missed
05:36	33 GAINEY J defensive rebound (4)			
05:28	12 HOUSE T 3pt FG , jump shot made (3)	<b>24-12</b>	<b>12</b>	
05:28	1 WARLEY J assist (1)			
04:56		<b>24-14</b>	<b>10</b>	2 GEORGE N 2pt FG outside the paint, jump shot made (2)
04:38	1 WARLEY J 2pt FG in the paint, layup missed			
04:35				2 GEORGE N defensive rebound (3)
04:31				14 REEVES K 3pt FG , jump shot missed
04:28				11 NDONGO B offensive rebound (5)
04:23				3 COLEMAN D 3pt FG second chance, jump shot missed
04:20				11 NDONGO B offensive rebound (6)
04:20		<b>24-16</b>	<b>8</b>	11 NDONGO B 2pt FG second chance in the paint, layup made (2)
04:20	10 BOWEN T foul shooting (1 - 7)			11 NDONGO B foul drawn (4)
04:20	1 WARLEY J substitution out			
04:20	12 HOUSE T substitution out			
04:20	33 GAINEY J substitution out			
04:20	0 JACKSON C substitution in			
04:20	3 CORHEN C substitution in			



**Officials:** Bert Smith, John Gaffney, Matt Potter

Game Time	FSU	Score	Diff	GT
04:20	23 SPEARS P substitution in			
04:20				13 KELLY M substitution out
04:20				3 COLEMAN D substitution out
04:20				1 STURDIVANT K substitution in
04:20				12 CLAUDE T substitution in
04:20		<b>24-17</b>	<b>7</b>	11 NDONGO B free throw 1 - 1 made (3)
04:08	3 CORHEN C 2pt FG in the paint, alleyoop made (2)	<b>26-17</b>	<b>9</b>	
04:08	23 SPEARS P assist (2)			
03:29				1 STURDIVANT K 3pt FG , jump shot missed
03:27	0 JACKSON C defensive rebound (2)			
03:19	23 SPEARS P 3pt FG , jump shot missed			
03:16				defensive rebound (17)
03:16	Timeout media			
02:57	10 BOWEN T foul personal (2 - 8)			2 GEORGE N foul drawn (1)
02:57				2 GEORGE N 1&1 free throw 1 missed
02:56	22 GREEN JR. D defensive rebound (2)			
02:50	3 CORHEN C foul drawn (1)			12 CLAUDE T foul personal (3 - 6)
02:50				12 CLAUDE T substitution out
02:50				13 KELLY M substitution in
02:46	0 JACKSON C 2pt FG in the paint, floating jump shot made (7)	<b>28-17</b>	<b>11</b>	
02:16				14 REEVES K 2pt FG in the paint, driving layup missed
02:13				14 REEVES K offensive rebound (4)
02:11				2 GEORGE N 3pt FG second chance, jump shot missed
02:08				offensive dead ball rebound (1)
02:08	23 SPEARS P foul personal (1 - 9)			11 NDONGO B foul drawn (5)
02:08				2 GEORGE N substitution out
02:08				5 GAPARE T substitution in
02:08				11 NDONGO B 1&1 free throw 1 missed
02:07	10 BOWEN T defensive rebound (3)			
01:49	23 SPEARS P 2pt FG outside the paint, jump shot missed			
01:44				1 STURDIVANT K defensive rebound (1)
01:32				5 GAPARE T 3pt FG , jump shot missed
01:32				offensive rebound (20)
01:17		<b>28-19</b>	<b>9</b>	5 GAPARE T 2pt FG second chance in the paint, driving layup made (2)
01:00	10 BOWEN T 2pt FG in the paint, pull up jump shot made (4)	<b>30-19</b>	<b>11</b>	
00:32	10 BOWEN T steal (1)			11 NDONGO B turnover lost ball (1)
00:02	23 SPEARS P 2pt FG from turnover in the paint, floating jump shot missed			
00:00	3 CORHEN C offensive rebound (2)			
00:01	3 CORHEN C 2pt FG from turnover second chance in the paint, layup made (4)	<b>32-19</b>	<b>13</b>	
<b>END OF PERIOD</b>				
<b>FSU 32-19 GT</b>				



Officials: Bert Smith, John Gaffney, Matt Potter

Georgia Tech - 19

NO.	Name	F	Min	FG			3P			FT			Rebounds			Fouls		TP	AS	TO	ST	Blocks		+/-
				M-A	M-A	M-A	OR	DR	TOT	PF	FD	BS	BA											
11	Baye Ndongo	F	16:30	1-2	0-0	1-2	3	3	6	0	5	3	0	1	1	1	0	1	1	1	0	0	-11	
23	Ibrahima Sacko	F	05:07	0-1	0-1	0-0	0	0	0	1	0	0	0	0	1	0	0	1	0	0	0	0	2	
2	Naithan George	G	11:51	1-5	0-2	0-1	1	2	3	1	1	2	1	1	1	0	0	0	0	0	0	0	-6	
13	Miles Kelly	G	14:18	2-5	1-3	0-0	0	2	2	1	1	5	0	1	0	1	0	0	0	0	0	0	-10	
14	Kowacie Reeves	G	18:11	1-7	0-2	1-1	1	3	4	0	1	3	2	1	0	0	1	0	0	0	1	-10		
5	Tafara Gapare		08:40	1-3	0-2	0-0	0	0	0	0	0	2	0	1	0	0	0	0	0	0	0	-10		
1	Kyle Sturdivant		12:08	0-3	0-2	0-0	0	1	1	0	1	0	0	0	0	0	0	0	0	0	0	-12		
3	Dallan "Deebo" Coleman		08:15	1-3	0-2	0-0	0	1	1	0	0	2	0	0	1	0	0	1	0	0	0	-5		
12	Tyzhaun Claude		05:00	1-1	0-0	0-0	0	0	0	3	0	2	0	1	0	0	0	0	0	0	0	-3		
Team							2	1	3			0			0									
<b>Totals</b>				8-30	1-14	2-4	7	13	20	6	9	19	3	7	2	1	1	1	1	1	1	1	-13	

Shooting By Period		
1st FG%	8-30	26.7%
3PT%	1-14	7.1%
FT%	2-4	50%
GM FG%	8-30	26.7%
3PT%	1-14	7.1%
FT%	2-4	50.0%

Dead Ball Rebounds: 1, 0

Technical Fouls::NONE

Florida State - 32

NO.	Name	F	Min	FG			3P			FT			Rebounds			Fouls		TP	AS	TO	ST	Blocks		+/-
				M-A	M-A	M-A	OR	DR	TOT	PF	FD	BS	BA											
2	Jamir Watkins	F	06:58	0-2	0-0	0-0	1	1	2	2	0	0	2	0	2	1	0	0	0	1	0	1	3	
5	De'Ante Green	F	04:33	0-1	0-0	0-0	0	1	1	2	1	0	0	0	0	0	0	0	0	0	0	0	0	
11	Baba Miller	F	09:14	1-2	0-0	0-1	1	1	2	2	1	2	0	1	1	1	0	0	0	0	0	6		
1	Jalen Warley	G	08:57	1-4	1-1	0-0	0	2	2	0	0	3	1	0	1	1	0	1	1	0	1	1		
22	Darin Green Jr.	G	18:11	1-3	1-2	0-0	0	2	2	0	0	3	0	1	1	1	0	0	0	0	0	10		
33	Jaylan Gainey		06:42	1-1	0-0	2-2	1	3	4	0	2	4	0	0	1	0	0	1	0	0	0	3		
10	Taylor Bol Bowen		10:46	2-3	0-1	0-0	2	1	3	2	0	4	0	1	1	0	0	0	0	0	0	7		
23	Primo Spears		11:03	1-7	0-2	0-0	0	2	2	1	1	2	2	0	0	0	0	0	0	0	0	12		
0	Chandler Jackson		08:45	3-5	1-2	0-0	0	2	2	0	0	7	0	0	0	0	0	0	0	0	0	10		
3	Cameron Corhen		08:45	2-2	0-0	0-0	1	1	2	0	1	4	0	0	0	0	0	0	0	0	0	10		
20	Josh Nickelberry		01:49	0-0	0-0	0-0	0	0	0	0	0	0	0	0	0	0	0	0	0	0	0	3		
12	Tom House		04:17	1-2	1-2	0-0	1	0	1	0	0	3	0	1	0	0	0	0	0	0	0	0		
Team							0	0	0			0			0									
<b>Totals</b>				13-32	4-10	2-3	7	16	23	9	6	32	5	5	5	1	1	1	1	1	1	1	13	

Shooting By Period		
1st FG%	13-32	40.6%
3PT%	4-10	40.0%
FT%	2-3	66.7%
GM FG%	13-32	40.6%
3PT%	4-10	40.0%
FT%	2-3	66.7%

Dead Ball Rebounds: 0, 0

Technical Fouls::NONE

	GT	FSU
Biggest lead	3 (1st 18:31)	13 (1st 0:01)
Best Scoring Run	5(1st 4:20)	10(1st 13:29)
Lead Changes	1	
Times Tied	1	
Time with Lead	01:31	16:04

Points from	GT	FSU
Turnovers	3	7
Paint	10	12
Second Chance	5	6
Fast Breaks	0	0
Bench	6	24

	Period by Period Scoring		
	1st	2nd	TOT
GT	19	52	71
FSU	32	50	82





**Period 2**

**Quarter Starters:**

<b>FSU</b>	1 Warley J	2 Watkins J	5 Green D	11 Miller B	22 Green Jr. D
<b>GT</b>	2 George N	11 Ndongo B	13 Kelly M	14 Reeves K	23 Sacko I

Game Time	FSU	Score	Diff	GT
20:00	0 JACKSON C substitution out			
20:00	3 CORHEN C substitution out			
20:00	10 BOWEN T substitution out			
20:00	23 SPEARS P substitution out			
20:00	1 WARLEY J substitution in			
20:00	2 WATKINS J substitution in			
20:00	5 GREEN D substitution in			
20:00	11 MILLER B substitution in			
20:00				1 STURDIVANT K substitution out
20:00				5 GAPARE T substitution out
20:00				2 GEORGE N substitution in
20:00				23 SACKO I substitution in
19:38	11 MILLER B 3pt FG , jump shot missed			
19:37	1 WARLEY J offensive rebound (3)			
19:35	1 WARLEY J 2pt FG second chance in the paint, layup missed			
19:35				11 NDONGO B defensive rebound (7)
19:17		<b>32-21</b>	<b>11</b>	14 REEVES K 2pt FG in the paint, driving layup made (5)
18:45	1 WARLEY J 2pt FG in the paint, jump shot blocked			
18:45				14 REEVES K block (1)
18:40				14 REEVES K defensive rebound (5)
18:38	2 WATKINS J foul shooting (3 - 1)			11 NDONGO B foul drawn (6)
18:38				11 NDONGO B free throw 1 - 2 missed
18:38				offensive dead ball rebound (2)
18:38	2 WATKINS J substitution out			
18:38	0 JACKSON C substitution in			
18:38		<b>32-22</b>	<b>10</b>	11 NDONGO B free throw 2 - 2 made (4)
18:12	5 GREEN D 2pt FG outside the paint, jump shot made (2)	<b>34-22</b>	<b>12</b>	
18:12	1 WARLEY J assist (2)			
17:57				13 KELLY M 2pt FG in the paint, driving layup missed
17:57	defensive rebound (25)			
17:44	22 GREEN JR. D 2pt FG outside the paint, jump shot made (5)	<b>36-22</b>	<b>14</b>	
17:44	0 JACKSON C assist (1)			
17:43	11 MILLER B foul drawn (2)			23 SACKO I foul personal (2 - 1)
17:43	22 GREEN JR. D substitution out			
17:43	20 NICKELBERRY J substitution in			
17:30	0 JACKSON C 2pt FG in the paint, floating jump shot made (9)	<b>38-22</b>	<b>16</b>	
17:26	0 JACKSON C steal (1)			11 NDONGO B turnover bad pass (2)
17:23	20 NICKELBERRY J foul drawn (1)			13 KELLY M foul shooting (2 - 2)
17:23	20 NICKELBERRY J free throw 1 - 2 missed			
17:23	offensive dead ball rebound (1)			
17:23				23 SACKO I substitution out
17:23				3 COLEMAN D substitution in
17:23	20 NICKELBERRY J free throw 2 - 2 made (1)	<b>39-22</b>	<b>17</b>	



**Georgia Tech at Florida State**

01/03/24 Donald L. Tucker Center, Tallahassee  
2023-24 Men's Basketball

**Game Time:** 7:00 PM  
**Game Duration:** 2:14  
**Attendance:** 4,248

**Officials:** Bert Smith, John Gaffney, Matt Potter

Game Time	FSU	Score	Diff	GT
17:04				11 NDONGO B turnover bad pass (3)
16:43	1 WARLEY J 2pt FG from turnover in the paint, floating jump shot missed			
16:39				2 GEORGE N defensive rebound (4)
16:38		<b>39-24</b>	<b>15</b>	2 GEORGE N 2pt FG fast break in the paint, driving layup made (4)
16:19	5 GREEN D 3pt FG , jump shot missed			
16:16				11 NDONGO B defensive rebound (8)
16:11		<b>39-26</b>	<b>13</b>	13 KELLY M 2pt FG fast break in the paint, driving layup made (7)
15:48	5 GREEN D turnover bad pass (1)			14 REEVES K steal (1)
15:35	11 MILLER B foul shooting (3 - 2)			2 GEORGE N foul drawn (2)
15:35	Timeout media			
15:35	0 JACKSON C substitution out			
15:35	1 WARLEY J substitution out			
15:35	5 GREEN D substitution out			
15:35	11 MILLER B substitution out			
15:35	20 NICKELBERRY J substitution out			
15:35	2 WATKINS J substitution in			
15:35	10 BOWEN T substitution in			
15:35	22 GREEN JR. D substitution in			
15:35	23 SPEARS P substitution in			
15:35	33 GAINEY J substitution in			
15:35				13 KELLY M substitution out
15:35				1 STURDIVANT K substitution in
15:35				2 GEORGE N free throw 1 - 2 missed
15:35				offensive dead ball rebound (3)
15:35		<b>39-27</b>	<b>12</b>	2 GEORGE N free throw 2 - 2 made (5)
15:16	23 SPEARS P foul drawn (2)			3 COLEMAN D foul personal (1 - 3)
15:10	2 WATKINS J 3pt FG , jump shot made (3)	<b>42-27</b>	<b>15</b>	
14:54		<b>42-29</b>	<b>13</b>	3 COLEMAN D 2pt FG outside the paint, pull up jump shot made (4)
14:31	23 SPEARS P 2pt FG outside the paint, pull up jump shot made (4)	<b>44-29</b>	<b>15</b>	
13:58		<b>44-31</b>	<b>13</b>	11 NDONGO B 2pt FG in the paint, turnaround jump shot made (6)
13:58				1 STURDIVANT K assist (1)
13:50	23 SPEARS P turnover bad pass (1)			
13:46	22 GREEN JR. D foul shooting (1 - 3)			2 GEORGE N foul drawn (3)
13:46	Timeout 30 Sec			
13:46		<b>44-32</b>	<b>12</b>	2 GEORGE N free throw fast break 1 - 2 made (6)
13:46				14 REEVES K substitution out
13:46				5 GAPARE T substitution in
13:46		<b>44-33</b>	<b>11</b>	2 GEORGE N free throw fast break 2 - 2 made (7)
13:33	23 SPEARS P 2pt FG outside the paint, turnaround jump shot made (6)	<b>46-33</b>	<b>13</b>	
13:33	22 GREEN JR. D assist (1)			
13:14		<b>46-35</b>	<b>11</b>	11 NDONGO B 2pt FG in the paint, dunk, made (8)
13:14				5 GAPARE T assist (1)
12:48	2 WATKINS J 3pt FG , jump shot made (6)	<b>49-35</b>	<b>14</b>	
12:48	10 BOWEN T assist (1)			



**Georgia Tech at Florida State**

01/03/24 Donald L. Tucker Center, Tallahassee  
2023-24 Men's Basketball

Game Time: 7:00 PM

Game Duration: 2:14

Attendance: 4,248

Officials: Bert Smith, John Gaffney, Matt Potter

Game Time	FSU	Score	Diff	GT
12:32	23 SPEARS P foul personal (2 - 4)			2 GEORGE N foul drawn (4)
12:32	10 BOWEN T substitution out			
12:32	33 GAINEY J substitution out			
12:32	3 CORHEN C substitution in			
12:32	11 MILLER B substitution in			
12:32				2 GEORGE N substitution out
12:32				13 KELLY M substitution in
12:13				13 KELLY M 2pt FG in the paint, pull up jump shot missed
12:09	2 WATKINS J defensive rebound (3)			
12:01	3 CORHEN C turnover 3 seconds (1)			
12:01				11 NDONGO B substitution out
12:01				12 CLAUDE T substitution in
11:36				13 KELLY M 2pt FG from turnover outside the paint, jump shot missed
11:35	defensive rebound (27)			
11:35	Timeout media			
11:35	2 WATKINS J substitution out			
11:35	0 JACKSON C substitution in			
11:28	0 JACKSON C 2pt FG outside the paint, floating jump shot made (11)	<b>51-35</b>	<b>16</b>	
11:11		<b>51-38</b>	<b>13</b>	13 KELLY M 3pt FG , jump shot made (10)
11:11				1 STURDIVANT K assist (2)
10:50	11 MILLER B 3pt FG , jump shot missed			
10:43				13 KELLY M defensive rebound (3)
10:38		<b>51-41</b>	<b>10</b>	3 COLEMAN D 3pt FG , jump shot made (7)
10:38				1 STURDIVANT K assist (3)
10:19	23 SPEARS P turnover bad pass (2)			
10:15		<b>51-43</b>	<b>8</b>	13 KELLY M 2pt FG fast break from turnover in the paint, driving layup made (12)
09:50	11 MILLER B 2pt FG in the paint, layup missed			
09:46	3 CORHEN C offensive rebound (3)			
09:46	3 CORHEN C 2pt FG second chance in the paint, layup made (6)	<b>53-43</b>	<b>10</b>	
09:25				13 KELLY M 3pt FG , jump shot missed
09:23	defensive rebound (29)			
09:23	23 SPEARS P substitution out			
09:23	1 WARLEY J substitution in			
09:23				5 GAPARE T substitution out
09:23				12 CLAUDE T substitution out
09:23				11 NDONGO B substitution in
09:23				14 REEVES K substitution in
09:13	0 JACKSON C turnover lost ball (1)			
09:13	0 JACKSON C substitution out			
09:13	2 WATKINS J substitution in			
09:02				13 KELLY M 2pt FG from turnover outside the paint, floating jump shot missed
09:00	2 WATKINS J defensive rebound (4)			
09:00	2 WATKINS J foul drawn (1)			1 STURDIVANT K foul personal (1 - 4)
08:50	11 MILLER B 2pt FG in the paint, layup made (4)	<b>55-43</b>	<b>12</b>	
08:28	1 WARLEY J foul shooting (1 - 5)			1 STURDIVANT K foul drawn (2)
08:28		<b>55-44</b>	<b>11</b>	1 STURDIVANT K free throw 1 - 2 made (1)



**Georgia Tech at Florida State**

01/03/24 Donald L. Tucker Center, Tallahassee  
2023-24 Men's Basketball

**Game Time:** 7:00 PM  
**Game Duration:** 2:14  
**Attendance:** 4,248

**Officials:** Bert Smith, John Gaffney, Matt Potter

Game Time	FSU	Score	Diff	GT
08:28		<b>55-45</b>	<b>10</b>	1 STURDIVANT K free throw 2 - 2 made (2)
08:28				1 STURDIVANT K substitution out
08:28				2 GEORGE N substitution in
08:13	3 CORHEN C 2pt FG in the paint, layup missed			
08:10				3 COLEMAN D defensive rebound (2)
08:03				2 GEORGE N 3pt FG , jump shot missed
07:57	3 CORHEN C defensive rebound (4)			
07:51	2 WATKINS J 2pt FG in the paint, driving layup made (8)	<b>57-45</b>	<b>12</b>	
07:51	2 WATKINS J foul drawn (2)			11 NDONGO B foul shooting (1 - 5)
07:51	Timeout media			
07:51	2 WATKINS J free throw 1 - 1 made (9)	<b>58-45</b>	<b>13</b>	
07:34	3 CORHEN C foul shooting (1 - 6)			11 NDONGO B foul drawn (7)
07:34				11 NDONGO B free throw 1 - 2 missed
07:34				offensive dead ball rebound (4)
07:34				3 COLEMAN D substitution out
07:34				1 STURDIVANT K substitution in
07:34		<b>58-46</b>	<b>12</b>	11 NDONGO B free throw 2 - 2 made (9)
07:14	2 WATKINS J 3pt FG , jump shot missed			
07:11				11 NDONGO B defensive rebound (9)
07:08	22 GREEN JR. D foul shooting (2 - 7)			1 STURDIVANT K foul drawn (3)
07:08		<b>58-47</b>	<b>11</b>	1 STURDIVANT K free throw fast break 1 - 2 made (3)
07:08				1 STURDIVANT K free throw fast break 2 - 2 missed
07:05	defensive rebound (32)			
06:48	11 MILLER B 2pt FG in the paint, layup made (6)	<b>60-47</b>	<b>13</b>	
06:48	1 WARLEY J assist (3)			
06:18				2 GEORGE N 3pt FG , jump shot missed
06:15	2 WATKINS J defensive rebound (5)			
06:11	2 WATKINS J turnover lost ball (2)			2 GEORGE N steal (1)
06:07		<b>60-49</b>	<b>11</b>	14 REEVES K 2pt FG fast break from turnover in the paint, driving layup made (7)
06:07				2 GEORGE N assist (2)
06:07	3 CORHEN C foul shooting (2 - 8)			14 REEVES K foul drawn (2)
06:07				14 REEVES K free throw fast break 1 - 1 missed
06:05	22 GREEN JR. D defensive rebound (3)			
05:42	1 WARLEY J 2pt FG in the paint, layup made (5)	<b>62-49</b>	<b>13</b>	
05:19		<b>62-51</b>	<b>11</b>	13 KELLY M 2pt FG in the paint, driving layup made (14)
05:02	11 MILLER B 2pt FG in the paint, turnaround jump shot made (8)	<b>64-51</b>	<b>13</b>	
04:49		<b>64-54</b>	<b>10</b>	14 REEVES K 3pt FG , jump shot made (10)
04:49				1 STURDIVANT K assist (4)
04:29	22 GREEN JR. D 2pt FG in the paint, pull up jump shot made (7)	<b>66-54</b>	<b>12</b>	
04:19		<b>66-57</b>	<b>9</b>	14 REEVES K 3pt FG , jump shot made (13)
04:19				2 GEORGE N assist (3)
04:17				Timeout 30 Sec
04:17	Timeout media			
04:17	1 WARLEY J substitution out			
04:17	2 WATKINS J substitution out			
04:17	3 CORHEN C substitution out			
04:17	11 MILLER B substitution out			
04:17	0 JACKSON C substitution in			



**Georgia Tech at Florida State**

01/03/24 Donald L. Tucker Center, Tallahassee  
2023-24 Men's Basketball

**Game Time:** 7:00 PM  
**Game Duration:** 2:14  
**Attendance:** 4,248

**Officials:** Bert Smith, John Gaffney, Matt Potter

Game Time	FSU	Score	Diff	GT
04:17	10 BOWEN T substitution in			
04:17	23 SPEARS P substitution in			
04:17	33 GAINEY J substitution in			
04:17				2 GEORGE N substitution out
04:17				5 GAPARE T substitution in
04:05	22 GREEN JR. D 2pt FG outside the paint, step back jump shot missed			
04:03				13 KELLY M defensive rebound (4)
03:54	10 BOWEN T foul shooting (3 - 9)			13 KELLY M foul drawn (2)
03:54				13 KELLY M substitution out
03:54				2 GEORGE N substitution in
03:54				5 GAPARE T free throw 1 - 2 missed
03:54				offensive dead ball rebound (5)
03:54	10 BOWEN T substitution out			
03:54	11 MILLER B substitution in			
03:54				5 GAPARE T free throw 2 - 2 missed
03:53	33 GAINEY J defensive rebound (5)			
03:53	33 GAINEY J foul drawn (3)			11 NDONGO B foul personal (2 - 6)
03:53				2 GEORGE N substitution out
03:53				13 KELLY M substitution in
03:29	23 SPEARS P 2pt FG outside the paint, pull up jump shot made (8)	<b>68-57</b>	<b>11</b>	
03:20		<b>68-60</b>	<b>8</b>	14 REEVES K 3pt FG , jump shot made (16)
03:20				1 STURDIVANT K assist (5)
03:03	0 JACKSON C foul drawn (1)			13 KELLY M foul personal (3 - 7)
03:03	0 JACKSON C 1&1 free throw 1 made (12)	<b>69-60</b>	<b>9</b>	
03:03	0 JACKSON C 1&1 free throw 2 made (13)	<b>70-60</b>	<b>10</b>	
03:03	0 JACKSON C substitution out			
03:03	2 WATKINS J substitution in			
03:03				5 GAPARE T substitution out
03:03				2 GEORGE N substitution in
02:50	2 WATKINS J foul personal (4 - 10)			11 NDONGO B foul drawn (8)
02:50				11 NDONGO B free throw 1 - 2 missed
02:50				offensive dead ball rebound (6)
02:50				2 GEORGE N substitution out
02:50				5 GAPARE T substitution in
02:50		<b>70-61</b>	<b>9</b>	11 NDONGO B free throw 2 - 2 made (10)
02:45	2 WATKINS J turnover out of bounds (3)			
02:45				5 GAPARE T substitution out
02:45				2 GEORGE N substitution in
02:27				11 NDONGO B 3pt FG from turnover, jump shot missed
02:25	11 MILLER B defensive rebound (3)			
01:56	22 GREEN JR. D 3pt FG , jump shot made (10)	<b>73-61</b>	<b>12</b>	
01:56	23 SPEARS P assist (3)			
01:45				14 REEVES K 2pt FG in the paint, jump shot missed
01:41				14 REEVES K offensive rebound (6)
01:41		<b>73-63</b>	<b>10</b>	14 REEVES K 2pt FG second chance in the paint, layup made (18)
01:40				Timeout 30 Sec
01:40				2 GEORGE N substitution out



**Georgia Tech at Florida State**

01/03/24 Donald L. Tucker Center, Tallahassee  
2023-24 Men's Basketball

**Game Time:** 7:00 PM  
**Game Duration:** 2:14  
**Attendance:** 4,248

**Officials:** Bert Smith, John Gaffney, Matt Potter

Game Time	FSU	Score	Diff	GT
01:40				5 GAPARE T substitution in
01:40	33 GAINEY J substitution out			
01:40	3 CORHEN C substitution in			
01:32	2 WATKINS J foul drawn (3)			11 NDONGO B foul personal (3 - 8)
01:32				5 GAPARE T substitution out
01:32				2 GEORGE N substitution in
01:32	2 WATKINS J 1&1 free throw 1 made (10)	<b>74-63</b>	<b>11</b>	
01:32	2 WATKINS J 1&1 free throw 2 made (11)	<b>75-63</b>	<b>12</b>	
01:32	3 CORHEN C substitution out			
01:32	0 JACKSON C substitution in			
01:25				14 REEVES K 3pt FG , jump shot missed
01:24	defensive rebound (37)			
01:24				2 GEORGE N substitution out
01:24				5 GAPARE T substitution in
01:16	2 WATKINS J turnover dribbling violation (4)			
01:16				5 GAPARE T substitution out
01:16				2 GEORGE N substitution in
01:07				1 STURDIVANT K 2pt FG from turnover in the paint, driving layup missed
01:06				13 KELLY M offensive rebound (5)
01:06	22 GREEN JR. D foul shooting (3 - 11)			13 KELLY M foul drawn (3)
01:06				13 KELLY M free throw 1 - 2 missed
01:06				offensive dead ball rebound (7)
01:06				2 GEORGE N substitution out
01:06				5 GAPARE T substitution in
01:06		<b>75-64</b>	<b>11</b>	13 KELLY M free throw 2 - 2 made (15)
01:04	23 SPEARS P foul drawn (3)			14 REEVES K foul personal (1 - 9)
01:04				5 GAPARE T substitution out
01:04				2 GEORGE N substitution in
01:04	23 SPEARS P 1&1 free throw 1 missed			
01:02				13 KELLY M defensive rebound (6)
00:57		<b>75-67</b>	<b>8</b>	13 KELLY M 3pt FG , jump shot made (18)
00:55				2 GEORGE N substitution out
00:55				5 GAPARE T substitution in
00:55	Timeout 60 Sec			
00:55	11 MILLER B substitution out			
00:55	1 WARLEY J substitution in			
00:53	0 JACKSON C foul drawn (2)			1 STURDIVANT K foul personal (2 - 10)
00:53	0 JACKSON C free throw 1 - 2 missed			
00:53	offensive dead ball rebound (2)			
00:53				5 GAPARE T substitution out
00:53				2 GEORGE N substitution in
00:53	0 JACKSON C free throw 2 - 2 made (14)	<b>76-67</b>	<b>9</b>	
00:53	0 JACKSON C substitution out			
00:53	11 MILLER B substitution in			
00:45		<b>76-69</b>	<b>7</b>	1 STURDIVANT K 2pt FG in the paint, pull up jump shot made (5)
00:41	Timeout 30 Sec			
00:41	11 MILLER B substitution out			
00:41	0 JACKSON C substitution in			



**Georgia Tech at Florida State**

01/03/24 Donald L. Tucker Center, Tallahassee  
2023-24 Men's Basketball

**Game Time:** 7:00 PM  
**Game Duration:** 2:14  
**Attendance:** 4,248

**Officials:** Bert Smith, John Gaffney, Matt Potter

Game Time	FSU	Score	Diff	GT
00:41				2 GEORGE N substitution out
00:41				5 GAPARE T substitution in
00:38	1 WARLEY J foul drawn (1)			11 NDONGO B foul personal (4 - 11)
00:38	1 WARLEY J free throw 1 - 2 made (6)	<b>77-69</b>	<b>8</b>	
00:38				5 GAPARE T substitution out
00:38				2 GEORGE N substitution in
00:38	1 WARLEY J free throw 2 - 2 made (7)	<b>78-69</b>	<b>9</b>	
00:38	0 JACKSON C substitution out			
00:38	11 MILLER B substitution in			
00:31	22 GREEN JR. D steal (2)			13 KELLY M turnover lost ball (2)
00:31	11 MILLER B substitution out			
00:31	0 JACKSON C substitution in			
00:31				2 GEORGE N substitution out
00:31				5 GAPARE T substitution in
00:29	1 WARLEY J 2pt FG fast break from turnover in the paint, dunk, made (9)	<b>80-69</b>	<b>11</b>	
00:29	0 JACKSON C assist (2)			
00:24				14 REEVES K 3pt FG , jump shot missed
00:16	22 GREEN JR. D defensive rebound (4)			
00:12	23 SPEARS P foul drawn (4)			14 REEVES K foul personal (2 - 12)
00:12	23 SPEARS P free throw 1 - 2 made (9)	<b>81-69</b>	<b>12</b>	
00:12				5 GAPARE T substitution out
00:12				2 GEORGE N substitution in
00:12	23 SPEARS P free throw 2 - 2 made (10)	<b>82-69</b>	<b>13</b>	
00:12	0 JACKSON C substitution out			
00:12	11 MILLER B substitution in			
00:04	1 WARLEY J foul shooting (2 - 12)			13 KELLY M foul drawn (4)
00:04		<b>82-70</b>	<b>12</b>	13 KELLY M free throw 1 - 3 made (19)
00:04				13 KELLY M free throw 2 - 3 missed
00:04				offensive dead ball rebound (8)
00:04	11 MILLER B substitution out			
00:04	0 JACKSON C substitution in			
00:04				2 GEORGE N substitution out
00:04				5 GAPARE T substitution in
00:04		<b>82-71</b>	<b>11</b>	13 KELLY M free throw 3 - 3 made (20)
<b>END OF GAME</b>				
<b>FSU 82-71 GT</b>				



**Officials:** Bert Smith, John Gaffney, Matt Potter

**Georgia Tech - 52**

NO.	Name	Min	FG	3P	FT	Rebounds			Fouls		TP	AS	TO	ST	Blocks		+/-
			M-A	M-A	M-A	OR	DR	TOT	PF	FD					BS	BA	
11	Baye Ndongo	F 17:22	2-3	0-1	3-6	0	3	3	4	3	7	0	2	0	0	0	-2
23	Ibrahima Sacko	F 02:37	0-0	0-0	0-0	0	0	0	1	0	0	0	0	0	0	0	-3
2	Naithan George	G 13:51	1-3	0-2	3-4	0	1	1	0	3	5	2	0	1	0	0	0
13	Miles Kelly	G 16:56	5-10	2-3	3-5	1	3	4	2	3	15	0	1	0	0	0	3
14	Kowacie Reeves	G 15:37	6-9	3-5	0-1	1	1	2	2	1	15	0	0	1	1	0	0
3	Dallan "Deebo" Coleman	09:49	2-2	1-1	0-0	0	1	1	1	0	5	0	0	0	0	0	3
1	Kyle Sturdivant	14:41	1-2	0-0	3-4	0	0	0	2	2	5	5	0	0	0	0	5
5	Tafara Gapare	06:29	0-0	0-0	0-2	0	0	0	0	0	0	1	0	0	0	0	0
12	Tyzhaun Claude	02:38	0-0	0-0	0-0	0	0	0	0	0	0	0	0	0	0	0	4
Team						0	0	0			0		0				
<b>Totals</b>			17-29	6-12	12-22	2	9	11	12	12	52	8	3	2	1	0	2

Shooting By Period		
2nd FG%	17-29	58.6%
3PT%	6-12	50.0%
FT%	12-22	54.5%
GM FG%	17-29	58.6%
3PT%	6-12	50.0%
FT%	12-22	54.5%

Dead Ball Rebounds: 7, 0

Technical Fouls::NONE

**Florida State - 50**

NO.	Name	Min	FG	3P	FT	Rebounds			Fouls		TP	AS	TO	ST	Blocks		+/-
			M-A	M-A	M-A	OR	DR	TOT	PF	FD					BS	BA	
2	Jamir Watkins	F 13:21	3-4	2-3	3-3	0	3	3	2	3	11	0	3	0	0	0	-1
5	De'Ante Green	F 04:25	1-2	0-1	0-0	0	0	0	0	0	2	0	1	0	0	0	0
11	Baba Miller	F 16:05	3-6	0-2	0-0	0	1	1	1	1	6	0	0	0	0	0	-9
1	Jalen Warley	G 10:27	2-5	0-0	2-2	1	0	1	2	1	6	2	0	0	0	1	2
22	Darin Green Jr.	G 17:52	3-4	1-1	0-0	0	2	2	3	0	7	1	0	1	0	0	-1
0	Chandler Jackson	07:44	2-2	0-0	3-4	0	0	0	0	2	7	2	1	1	0	0	1
20	Josh Nickelberry	02:08	0-0	0-0	1-2	0	0	0	0	1	1	0	0	0	0	0	-1
10	Taylor Bol Bowen	03:26	0-0	0-0	0-0	0	0	0	1	0	0	1	0	0	0	0	1
23	Primo Spears	10:29	3-3	0-0	2-3	0	0	0	1	3	8	1	2	0	0	0	-1
33	Jaylan Gainey	05:40	0-0	0-0	0-0	0	1	1	0	1	0	0	0	0	0	0	2
3	Cameron Corhen	08:23	1-2	0-0	0-0	1	1	2	2	0	2	0	1	0	0	0	-3
Team						0	5	5			0		0				
<b>Totals</b>			18-28	3-7	11-14	2	13	15	12	12	50	7	8	2	0	1	-2

Shooting By Period		
2nd FG%	18-28	64.3%
3PT%	3-7	42.9%
FT%	11-14	78.6%
GM FG%	18-28	64.3%
3PT%	3-7	42.9%
FT%	11-14	78.6%

Dead Ball Rebounds: 2, 0

Technical Fouls::NONE

	GT	FSU
<b>Biggest lead</b>	0 (1 <sup>st</sup> 20:00)	17 (2 <sup>nd</sup> 17:23)
<b>Best Scoring Run</b>	8 (2 <sup>nd</sup> 10:15)	7 (2 <sup>nd</sup> 17:23)
<b>Lead Changes</b>	0	
<b>Times Tied</b>	0	
<b>Time with Lead</b>	00:00	19:38

	GT	FSU
<b>Points from</b>		
<b>Turnovers</b>	8	3
<b>Paint</b>	20	18
<b>Second Chance</b>	3	2
<b>Fast Breaks</b>	11	2
<b>Bench</b>	10	18

Period by Period Scoring			
	1st	2nd	TOT
<b>GT</b>	19	52	71
<b>FSU</b>	32	50	82





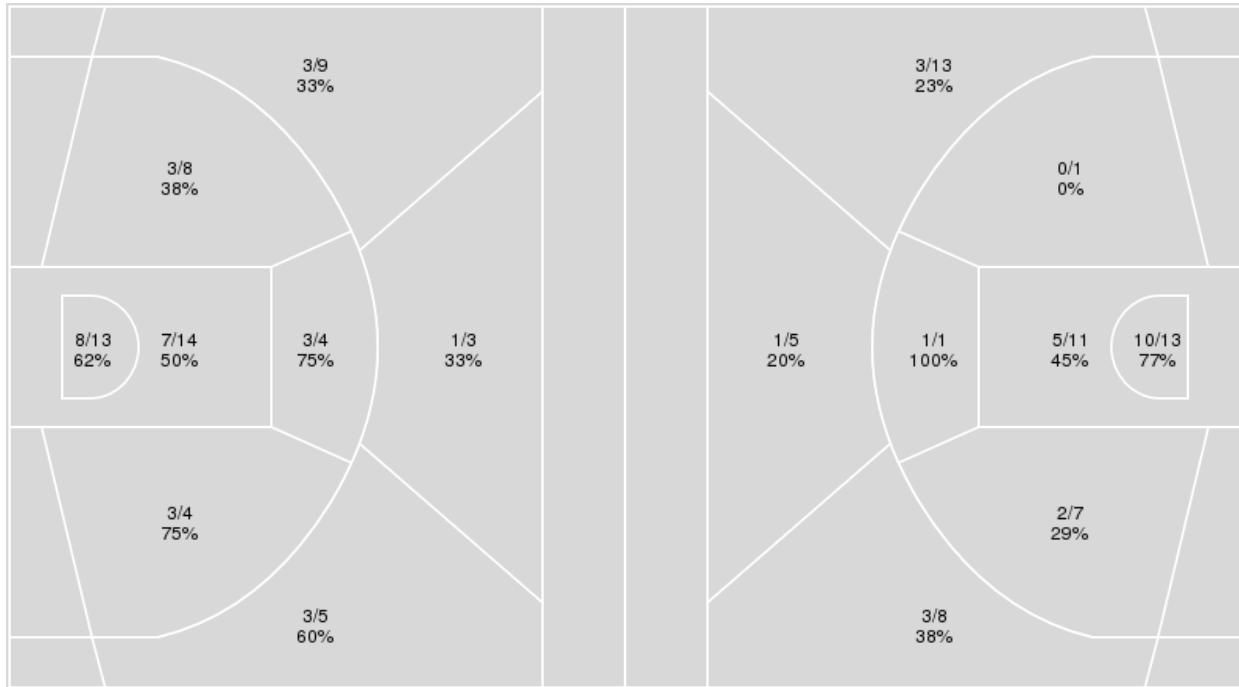
**Officials:** Bert Smith, John Gaffney, Matt Potter

{ Players => 0, 1, 2, 3, 4, 5, 10, 11, 12, 20, 21, 22, 23, 33, 35, 40, 41, 43, 44, 45, 51; } FG Types => All; Results => All;

{ Players => 0, 1, 2, 3, 4, 5, 10, 11, 12, 13, 14, 23, 24, 30, 33, 35; } FG Types => All; Results => All;

**Florida State**

**Georgia Tech**



Florida State	M/A	%
Field Goals	31/60	52
2 Points	24/43	56
3 Points	7/17	41
Free Throws	13/17	76

Georgia Tech	M/A	%
Field Goals	25/59	42
2 Points	18/33	55
3 Points	7/26	27
Free Throws	14/26	54



**Georgia Tech at Florida State**

01/03/24 Donald L. Tucker Center, Tallahassee  
2023-24 Men's Basketball

**Game Time:** 7:00 PM  
**Game Duration:** 2:14  
**Attendance:** 4,248

**Officials:** Bert Smith, John Gaffney, Matt Potter

**Georgia Tech**

No	Name	Mins		Score		Points Diff		Points per Min		Assists		Rebounds		Steals		Turnovers	
		On	Off	On	Off	On	Off	On	Off	On	Off	On	Off	On	Off	On	Off
1	Kyle Sturdivant	26:49	13:11	52 - 59	19 - 23	-7	-4	1.94	1.44	10	1	16	15	2	2	5	5
2	Naithan George	25:42	14:18	49 - 55	22 - 27	-6	-5	1.91	1.54	6	5	23	8	3	1	7	3
3	Dallan "Deebo" Coleman	18:04	21:56	32 - 34	39 - 48	-2	-9	1.77	1.78	6	5	12	19	2	2	4	6
5	Tafara Gapare	15:09	24:51	23 - 33	48 - 49	-10	-1	1.52	1.93	6	5	9	22	1	3	3	7
11	Baye Ndongo	33:52	06:08	59 - 72	12 - 10	-13	2	1.74	1.96	7	4	28	3	4	0	8	2
12	Tyzaun Claude	07:38	32:22	13 - 12	58 - 70	1	-12	1.70	1.79	4	7	4	27	0	4	2	8
13	Miles Kelly	31:14	08:46	57 - 64	14 - 18	-7	-4	1.82	1.60	7	4	28	3	4	0	8	2
14	Kowacie Reeves	33:48	06:12	60 - 70	11 - 12	-10	-1	1.78	1.77	8	3	28	3	3	1	10	0
23	Ibrahima Sacko	07:44	32:16	10 - 11	61 - 71	-1	-10	1.29	1.89	1	10	7	24	1	3	3	7

**Florida State**

No	Name	Mins		Score		Points Diff		Points per Min		Assists		Rebounds		Steals		Turnovers	
		On	Off	On	Off	On	Off	On	Off	On	Off	On	Off	On	Off	On	Off
0	Chandler Jackson	16:29	23:31	39 - 28	43 - 43	11	0	2.37	1.83	5	7	15	23	3	4	5	8
1	Jalen Warley	19:24	20:37	40 - 37	42 - 34	3	8	2.06	2.04	7	5	18	20	5	2	7	6
2	Jamir Watkins	20:19	19:41	41 - 39	41 - 32	2	9	2.02	2.08	7	5	19	19	3	4	7	6
3	Cameron Corhen	17:08	22:52	36 - 29	46 - 42	7	4	2.10	2.01	3	9	18	20	2	5	5	8
5	De'Ante Green	08:58	31:02	10 - 10	72 - 61	0	11	1.12	2.32	3	9	7	31	2	5	2	11
10	Taylor Bol Bowen	14:12	25:48	29 - 21	53 - 50	8	3	2.04	2.05	4	8	11	27	4	3	2	11
11	Baba Miller	25:19	14:41	46 - 49	36 - 22	-3	14	1.82	2.45	7	5	26	12	3	4	11	2
12	Tom House	04:17	35:43	9 - 9	73 - 62	0	11	2.10	2.04	1	11	6	32	1	6	2	11
20	Josh Nickelberry	03:57	36:03	6 - 4	76 - 67	2	9	1.52	2.11	1	11	3	35	1	6	2	11
22	Darin Green Jr.	36:03	03:57	76 - 67	6 - 4	9	2	2.11	1.52	11	1	35	3	6	1	11	2
23	Primo Spears	21:32	18:28	49 - 38	33 - 33	11	0	2.28	1.79	6	6	21	17	3	4	6	7
33	Jaylan Gainey	12:22	27:38	29 - 24	53 - 47	5	6	2.35	1.92	5	7	11	27	2	5	5	8

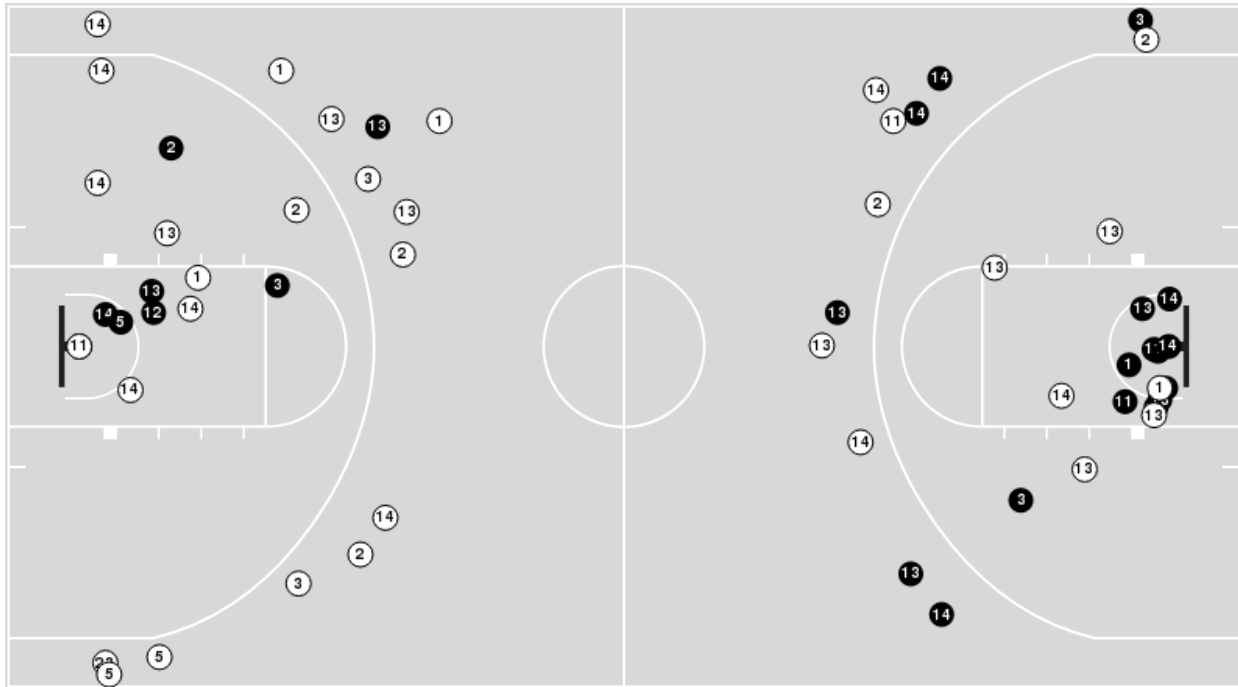


**Officials:** Bert Smith, John Gaffney, Matt Potter

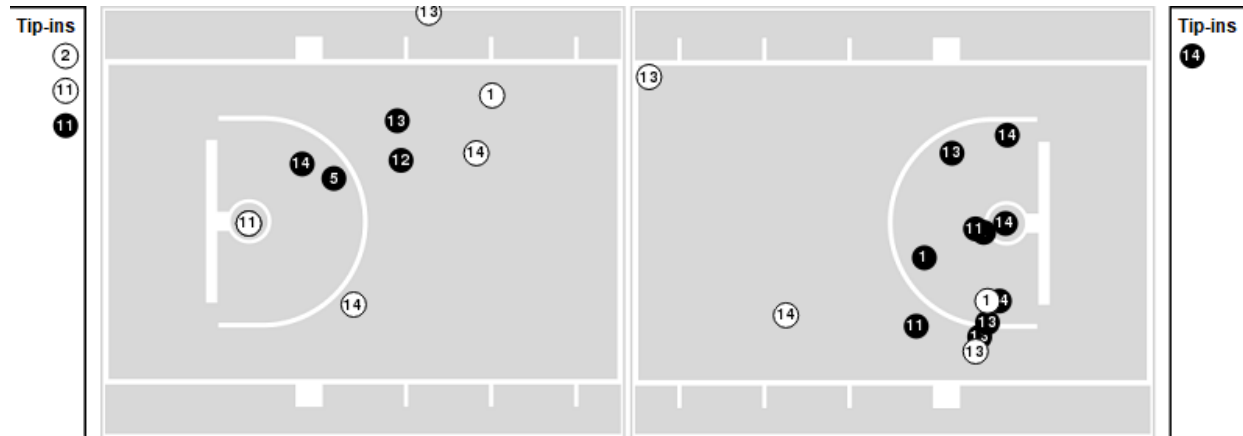
Players => 0, 1, 2, 3, 4, 5, 10, 11, 12, 13, 14, 23, 24, 30, 33, 35FG Types=>AllResults=>All

**Georgia Tech**

**All Field Goals**



**Blow Up Chart**



● Made    ○ Missed    N - Player Number

Georgia Tech	M/A	%
Field Goals	25/59	42
2 Points	18/33	55
3 Points	7/26	27
Free Throws	14/26	54

Georgia Tech	M/A	%
Points in the Paint	30 (15 / 24)	62
Fast Break Points	11 (7/9)	78
Second Chance Points	8 (5/12)	42
Effective FG%	48	

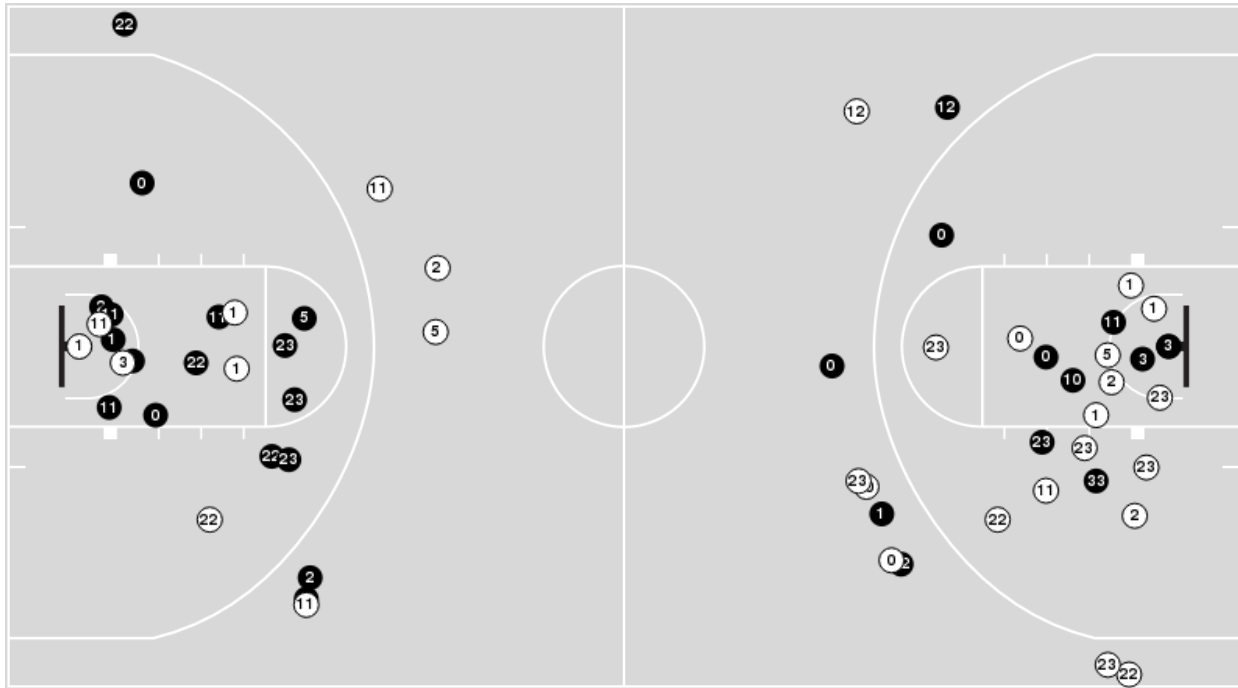


**Officials:** Bert Smith, John Gaffney, Matt Potter

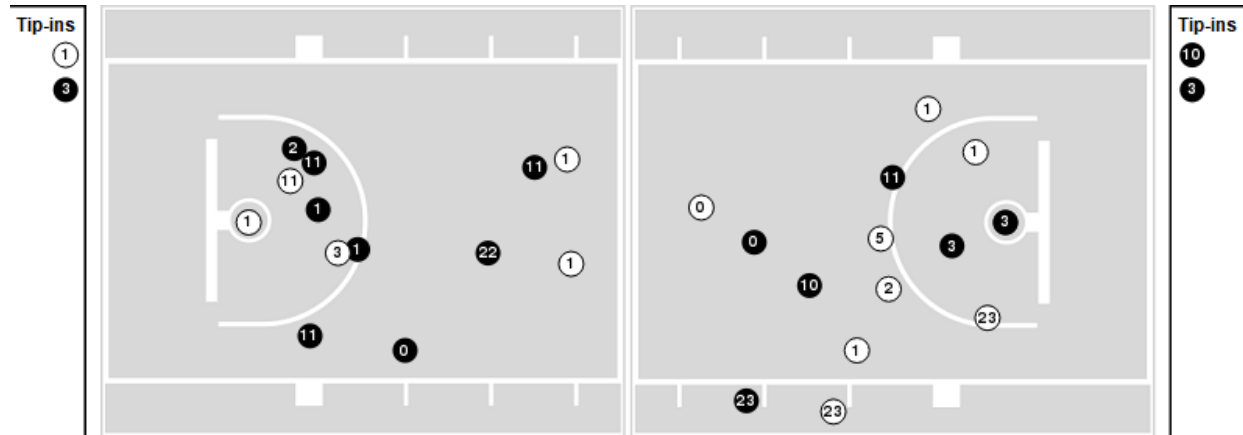
Players => 0, 1, 2, 3, 4, 5, 10, 11, 12, 20, 21, 22, 23, 33, 35, 40, 41, 43, 44, 45, 51 FG Types=>AllResults=>All

### Florida State

#### All Field Goals



#### Blow Up Chart



● Made ○ Missed N - Player Number

Florida State	M/A	%
Field Goals	31/60	52
2 Points	24/43	56
3 Points	7/17	41
Free Throws	13/17	76

Florida State	M/A	%
Points in the Paint	30 (15 / 27)	56
Fast Break Points	2 (1/1)	100
Second Chance Points	8 (4/8)	50
Effective FG%	57	



**Officials:** Bert Smith, John Gaffney, Matt Potter

**Georgia Tech**

Lineup	Quarter On	Time On	Quarter Off	Time Off	Time on Court	Score	Score Diff	Reb	Stl	Tov	Ass	PPP
2- George N/ 11- Ndongo B/ 13- Kelly M/ 14- Reeves K/ 23- Sacko I/	1	20:00	1	16:16	03:44	3-3	0	4	0	2	1	0.5000
2- George N/ 5- Gapare T/ 11- Ndongo B/ 13- Kelly M/ 14- Reeves K/	1	16:16	1	15:45	00:31	0-3	-3	1	0	0	0	0.0000
1- Sturdivant K/ 3- Coleman D/ 5- Gapare T/ 11- Ndongo B/ 14- Reeves K/	1	15:45	1	15:03	00:42	0-0	0	0	0	0	0	0.0000
1- Sturdivant K/ 3- Coleman D/ 5- Gapare T/ 12- Claude T/ 14- Reeves K/	1	15:03	1	11:33	03:30	4-6	-2	2	0	2	2	0.6667
1- Sturdivant K/ 3- Coleman D/ 5- Gapare T/ 11- Ndongo B/ 13- Kelly M/	1	11:33	1	09:44	01:49	0-3	-3	2	1	0	0	0.0000
1- Sturdivant K/ 2- George N/ 11- Ndongo B/ 13- Kelly M/ 14- Reeves K/	1	09:44	1	07:57	01:47	0-2	-2	2	0	1	0	0.0000
2- George N/ 11- Ndongo B/ 13- Kelly M/ 14- Reeves K/ 23- Sacko I/	1	07:57	1	06:34	01:23	4-2	2	1	1	0	0	1.0000
2- George N/ 3- Coleman D/ 11- Ndongo B/ 13- Kelly M/ 14- Reeves K/	1	06:34	1	04:20	02:14	5-5	0	4	0	1	0	1.1261
1- Sturdivant K/ 2- George N/ 11- Ndongo B/ 12- Claude T/ 14- Reeves K/	1	04:20	1	02:50	01:30	1-2	-1	1	0	0	0	0.5319
1- Sturdivant K/ 2- George N/ 11- Ndongo B/ 13- Kelly M/ 14- Reeves K/	1	02:50	1	02:08	00:42	0-2	-2	1	0	0	0	0.0000
1- Sturdivant K/ 5- Gapare T/ 11- Ndongo B/ 13- Kelly M/ 14- Reeves K/	1	02:08	2	20:00	02:08	2-4	-2	2	0	1	0	0.8197
2- George N/ 11- Ndongo B/ 13- Kelly M/ 14- Reeves K/ 23- Sacko I/	2	20:00	2	17:23	02:37	3-6	-3	2	0	1	0	0.7732
2- George N/ 3- Coleman D/ 11- Ndongo B/ 13- Kelly M/ 14- Reeves K/	2	17:23	2	15:35	01:48	4-1	3	2	1	1	0	1.3333
1- Sturdivant K/ 2- George N/ 3- Coleman D/ 11- Ndongo B/ 14- Reeves K/	2	15:35	2	13:46	01:49	6-5	1	0	0	0	1	1.8072
1- Sturdivant K/ 2- George N/ 3- Coleman D/ 5- Gapare T/ 11- Ndongo B/	2	13:46	2	12:32	01:14	3-5	-2	0	0	0	1	2.0833
1- Sturdivant K/ 3- Coleman D/ 5- Gapare T/ 11- Ndongo B/ 13- Kelly M/	2	12:32	2	12:01	00:31	0-0	0	0	0	0	0	0.0000
1- Sturdivant K/ 3- Coleman D/ 5- Gapare T/ 12- Claude T/ 13- Kelly M/	2	12:01	2	09:23	02:38	8-4	4	1	0	0	2	1.6000
1- Sturdivant K/ 3- Coleman D/ 11- Ndongo B/ 13- Kelly M/ 14- Reeves K/	2	09:23	2	08:28	00:55	2-2	0	0	0	0	0	1.0638
2- George N/ 3- Coleman D/ 11- Ndongo B/ 13- Kelly M/ 14- Reeves K/	2	08:28	2	07:34	00:54	0-3	-3	1	0	0	0	0.0000
1- Sturdivant K/ 2- George N/ 11- Ndongo B/ 13- Kelly M/ 14- Reeves K/	2	07:34	2	04:17	03:17	12-8	4	1	1	0	3	1.7751
1- Sturdivant K/ 5- Gapare T/ 11- Ndongo B/ 13- Kelly M/ 14- Reeves K/	2	04:17	2	03:54	00:23	0-0	0	1	0	0	0	0.0000
1- Sturdivant K/ 2- George N/ 5- Gapare T/ 11- Ndongo B/ 14- Reeves K/	2	03:54	2	03:53	00:01	0-0	0	0	0	0	0	0.0000
1- Sturdivant K/ 5- Gapare T/ 11- Ndongo B/ 13- Kelly M/ 14- Reeves K/	2	03:53	2	03:03	00:50	3-4	-1	0	0	0	1	3.0000
1- Sturdivant K/ 2- George N/ 11- Ndongo B/ 13- Kelly M/ 14- Reeves K/	2	03:03	2	02:50	00:13	0-0	0	0	0	0	0	0.0000
1- Sturdivant K/ 5- Gapare T/ 11- Ndongo B/ 13- Kelly M/ 14- Reeves K/	2	02:50	2	02:45	00:05	1-0	1	0	0	0	0	2.2727
1- Sturdivant K/ 2- George N/ 11- Ndongo B/ 13- Kelly M/ 14- Reeves K/	2	02:45	2	01:40	01:05	2-3	-1	1	0	0	0	1.0000
1- Sturdivant K/ 5- Gapare T/ 11- Ndongo B/ 13- Kelly M/ 14- Reeves K/	2	01:40	2	01:32	00:08	0-0	0	0	0	0	0	0.0000
1- Sturdivant K/ 2- George N/ 11- Ndongo B/ 13- Kelly M/ 14- Reeves K/	2	01:32	2	01:24	00:08	0-2	-2	0	0	0	0	0.0000
1- Sturdivant K/ 5- Gapare T/ 11- Ndongo B/ 13- Kelly M/ 14- Reeves K/	2	01:24	2	01:16	00:08	0-0	0	0	0	0	0	0.0000
1- Sturdivant K/ 2- George N/ 11- Ndongo B/ 13- Kelly M/ 14- Reeves K/	2	01:16	2	01:06	00:10	0-0	0	1	0	0	0	0.0000
1- Sturdivant K/ 5- Gapare T/ 11- Ndongo B/ 13- Kelly M/ 14- Reeves K/	2	01:06	2	01:04	00:02	1-0	1	0	0	0	0	2.2727
1- Sturdivant K/ 2- George N/ 11- Ndongo B/ 13- Kelly M/ 14- Reeves K/	2	01:04	2	00:55	00:08	3-0	3	1	0	0	0	3.0000
1- Sturdivant K/ 5- Gapare T/ 11- Ndongo B/ 13- Kelly M/ 14- Reeves K/	2	00:55	2	00:53	00:02	0-0	0	0	0	0	0	0.0000
1- Sturdivant K/ 2- George N/ 11- Ndongo B/ 13- Kelly M/ 14- Reeves K/	2	00:53	2	00:41	00:11	2-1	1	0	0	0	0	2.0000
1- Sturdivant K/ 5- Gapare T/ 11- Ndongo B/ 13- Kelly M/ 14- Reeves K/	2	00:41	2	00:38	00:03	0-1	-1	0	0	0	0	0.0000
1- Sturdivant K/ 2- George N/ 11- Ndongo B/ 13- Kelly M/ 14- Reeves K/	2	00:38	2	00:31	00:06	0-1	-1	0	0	1	0	0.0000
1- Sturdivant K/ 5- Gapare T/ 11- Ndongo B/ 13- Kelly M/ 14- Reeves K/	2	00:31	2	00:12	00:18	0-3	-3	0	0	0	0	0.0000
1- Sturdivant K/ 2- George N/ 11- Ndongo B/ 13- Kelly M/ 14- Reeves K/	2	00:12	2	00:04	00:08	1-1	0	0	0	0	0	1.1364
1- Sturdivant K/ 5- Gapare T/ 11- Ndongo B/ 13- Kelly M/ 14- Reeves K/	2	00:04	2	00:00	00:04	1-0	1	0	0	0	0	2.2727



**Officials:** Bert Smith, John Gaffney, Matt Potter

**Florida State**

Lineup	Quarter On	Time On	Quarter Off	Time Off	Time on Court	Score	Score Diff	Reb	Stl	Tov	Ass	PPP
1- Warley J/ 2- Watkins J/ 5- Green D/ 11- Miller B/ 22- Green Jr. D/	1	20:00	1	16:34	03:26	3-3	0	4	1	1	1	0.6000
1- Warley J/ 2- Watkins J/ 11- Miller B/ 22- Green Jr. D/ 33- Gainey J/	1	16:34	1	15:45	00:49	3-0	3	0	0	0	1	3.0000
1- Warley J/ 2- Watkins J/ 10- Bowen T/ 22- Green Jr. D/ 33- Gainey J/	1	15:45	1	14:40	01:05	0-0	0	2	1	1	0	0.0000
2- Watkins J/ 10- Bowen T/ 22- Green Jr. D/ 23- Spears P/ 33- Gainey J/	1	14:40	1	14:09	00:31	0-0	0	1	0	0	0	0.0000
0- Jackson C/ 3- Corhen C/ 10- Bowen T/ 22- Green Jr. D/ 23- Spears P/	1	14:09	1	11:33	02:36	6-4	2	2	1	0	0	1.5000
0- Jackson C/ 3- Corhen C/ 11- Miller B/ 20- Nickelberry J/ 23- Spears P/	1	11:33	1	09:44	01:49	3-0	3	3	0	1	1	1.0000
2- Watkins J/ 5- Green D/ 11- Miller B/ 22- Green Jr. D/ 23- Spears P/	1	09:44	1	08:37	01:07	0-0	0	1	0	0	0	0.0000
11- Miller B/ 12- House T/ 22- Green Jr. D/ 23- Spears P/ 33- Gainey J/	1	08:37	1	07:57	00:40	2-0	2	2	0	0	0	2.0000
1- Warley J/ 11- Miller B/ 12- House T/ 22- Green Jr. D/ 33- Gainey J/	1	07:57	1	06:34	01:23	2-4	-2	2	0	2	0	0.6024
1- Warley J/ 10- Bowen T/ 12- House T/ 22- Green Jr. D/ 33- Gainey J/	1	06:34	1	04:20	02:14	5-5	0	2	1	0	1	1.2500
0- Jackson C/ 3- Corhen C/ 10- Bowen T/ 22- Green Jr. D/ 23- Spears P/	1	04:20	2	20:00	04:20	8-3	5	4	1	0	1	1.3333
1- Warley J/ 2- Watkins J/ 5- Green D/ 11- Miller B/ 22- Green Jr. D/	2	20:00	2	18:38	01:22	0-2	-2	1	0	0	0	0.0000
0- Jackson C/ 1- Warley J/ 5- Green D/ 11- Miller B/ 22- Green Jr. D/	2	18:38	2	17:43	00:55	4-1	3	1	0	0	2	2.0000
0- Jackson C/ 1- Warley J/ 5- Green D/ 11- Miller B/ 20- Nickelberry J/	2	17:43	2	15:35	02:08	3-4	-1	0	1	1	0	0.6148
2- Watkins J/ 10- Bowen T/ 22- Green Jr. D/ 23- Spears P/ 33- Gainey J/	2	15:35	2	12:32	03:03	10-9	1	0	0	1	2	2.0000
2- Watkins J/ 3- Corhen C/ 11- Miller B/ 22- Green Jr. D/ 23- Spears P/	2	12:32	2	11:35	00:57	0-0	0	2	0	1	0	0.0000
0- Jackson C/ 3- Corhen C/ 11- Miller B/ 22- Green Jr. D/ 23- Spears P/	2	11:35	2	09:23	02:12	4-8	-4	2	0	1	0	1.0000
0- Jackson C/ 1- Warley J/ 3- Corhen C/ 11- Miller B/ 22- Green Jr. D/	2	09:23	2	09:13	00:10	0-0	0	0	0	1	0	0.0000
1- Warley J/ 2- Watkins J/ 3- Corhen C/ 11- Miller B/ 22- Green Jr. D/	2	09:13	2	04:17	04:56	13-14	-1	5	0	1	1	1.3771
0- Jackson C/ 10- Bowen T/ 22- Green Jr. D/ 23- Spears P/ 33- Gainey J/	2	04:17	2	03:54	00:23	0-0	0	0	0	0	0	0.0000
0- Jackson C/ 11- Miller B/ 22- Green Jr. D/ 23- Spears P/ 33- Gainey J/	2	03:54	2	03:03	00:51	4-3	1	1	0	0	0	2.1277
2- Watkins J/ 11- Miller B/ 22- Green Jr. D/ 23- Spears P/ 33- Gainey J/	2	03:03	2	01:40	01:23	3-3	0	1	0	1	1	1.5000
2- Watkins J/ 3- Corhen C/ 11- Miller B/ 22- Green Jr. D/ 23- Spears P/	2	01:40	2	01:32	00:08	2-0	2	0	0	0	0	2.2727
0- Jackson C/ 2- Watkins J/ 11- Miller B/ 22- Green Jr. D/ 23- Spears P/	2	01:32	2	00:55	00:36	0-4	-4	1	0	1	0	0.0000
0- Jackson C/ 1- Warley J/ 2- Watkins J/ 22- Green Jr. D/ 23- Spears P/	2	00:55	2	00:53	00:02	1-0	1	0	0	0	0	1.1364
1- Warley J/ 2- Watkins J/ 11- Miller B/ 22- Green Jr. D/ 23- Spears P/	2	00:53	2	00:41	00:11	0-2	-2	0	0	0	0	0.0000
0- Jackson C/ 1- Warley J/ 2- Watkins J/ 22- Green Jr. D/ 23- Spears P/	2	00:41	2	00:38	00:03	2-0	2	0	0	0	0	2.2727
1- Warley J/ 2- Watkins J/ 11- Miller B/ 22- Green Jr. D/ 23- Spears P/	2	00:38	2	00:31	00:06	0-0	0	0	1	0	0	0.0000
0- Jackson C/ 1- Warley J/ 2- Watkins J/ 22- Green Jr. D/ 23- Spears P/	2	00:31	2	00:12	00:18	4-0	4	1	0	0	1	2.1277
1- Warley J/ 2- Watkins J/ 11- Miller B/ 22- Green Jr. D/ 23- Spears P/	2	00:12	2	00:04	00:08	0-1	-1	0	0	0	0	0.0000
0- Jackson C/ 1- Warley J/ 2- Watkins J/ 22- Green Jr. D/ 23- Spears P/	2	00:04	2	00:00	00:04	0-1	-1	0	0	0	0	0.0000



**Officials:** Bert Smith, John Gaffney, Matt Potter

**Georgia Tech**

Lineup	Time	Score	Score Diff	Pts/Min	Reb	Stl	Tov	Ass	PPP
1- Sturdivant K/ 2- George N/ 11- Ndongo B/ 13- Kelly M/ 14- Reeves K/	07:57	20-20	0	2.5147	7	1	2	3	1.0799
2- George N/ 11- Ndongo B/ 13- Kelly M/ 14- Reeves K/ 23- Sacko I/	07:44	10-11	-1	1.2931	7	1	3	1	0.7205
2- George N/ 3- Coleman D/ 11- Ndongo B/ 13- Kelly M/ 14- Reeves K/	04:56	9-9	0	1.8243	7	1	2	0	1.0135
1- Sturdivant K/ 5- Gapare T/ 11- Ndongo B/ 13- Kelly M/ 14- Reeves K/	04:12	8-12	-4	1.8987	3	0	1	1	1.3889
1- Sturdivant K/ 3- Coleman D/ 5- Gapare T/ 12- Claude T/ 14- Reeves K/	03:30	4-6	-2	1.1429	2	0	2	2	0.6667
1- Sturdivant K/ 3- Coleman D/ 5- Gapare T/ 12- Claude T/ 13- Kelly M/	02:38	8-4	4	3.0380	1	0	0	2	1.6000
1- Sturdivant K/ 3- Coleman D/ 5- Gapare T/ 11- Ndongo B/ 13- Kelly M/	02:20	0-3	-3	0.0000	2	1	0	0	0.0000
1- Sturdivant K/ 2- George N/ 3- Coleman D/ 11- Ndongo B/ 14- Reeves K/	01:49	6-5	1	3.3028	0	0	0	1	1.8072
1- Sturdivant K/ 2- George N/ 11- Ndongo B/ 12- Claude T/ 14- Reeves K/	01:30	1-2	-1	0.6667	1	0	0	0	0.5319
1- Sturdivant K/ 2- George N/ 3- Coleman D/ 5- Gapare T/ 11- Ndongo B/	01:14	3-5	-2	2.4324	0	0	0	1	2.0833
1- Sturdivant K/ 3- Coleman D/ 11- Ndongo B/ 13- Kelly M/ 14- Reeves K/	00:55	2-2	0	2.1818	0	0	0	0	1.0638
1- Sturdivant K/ 3- Coleman D/ 5- Gapare T/ 11- Ndongo B/ 14- Reeves K/	00:42	0-0	0	0.0000	0	0	0	0	0.0000
2- George N/ 5- Gapare T/ 11- Ndongo B/ 13- Kelly M/ 14- Reeves K/	00:31	0-3	-3	0.0000	1	0	0	0	0.0000
1- Sturdivant K/ 2- George N/ 5- Gapare T/ 11- Ndongo B/ 14- Reeves K/	00:01	0-0	0	0.0000	0	0	0	0	0.0000



**Officials:** Bert Smith, John Gaffney, Matt Potter

**Florida State**

Lineup	Time	Score	Score Diff	Pts/Min	Reb	Stl	Tov	Ass	PPP
0- Jackson C/ 3- Corhen C/ 10- Bowen T/ 22- Green Jr. D/ 23- Spears P/	06:56	14-7	7	2.0192	6	2	0	1	1.4000
1- Warley J/ 2- Watkins J/ 3- Corhen C/ 11- Miller B/ 22- Green Jr. D/	04:56	13-14	-1	2.6351	5	0	1	1	1.3771
1- Warley J/ 2- Watkins J/ 5- Green D/ 11- Miller B/ 22- Green Jr. D/	04:48	3-5	-2	0.6250	5	1	1	1	0.4286
2- Watkins J/ 10- Bowen T/ 22- Green Jr. D/ 23- Spears P/ 33- Gainey J/	03:34	10-9	1	2.8037	1	0	1	2	1.6667
1- Warley J/ 10- Bowen T/ 12- House T/ 22- Green Jr. D/ 33- Gainey J/	02:14	5-5	0	2.2388	2	1	0	1	1.2500
0- Jackson C/ 3- Corhen C/ 11- Miller B/ 22- Green Jr. D/ 23- Spears P/	02:12	4-8	-4	1.8182	2	0	1	0	1.0000
0- Jackson C/ 1- Warley J/ 5- Green D/ 11- Miller B/ 20- Nickelberry J/	02:08	3-4	-1	1.4062	0	1	1	0	0.6148
0- Jackson C/ 3- Corhen C/ 11- Miller B/ 20- Nickelberry J/ 23- Spears P/	01:49	3-0	3	1.6514	3	0	1	1	1.0000
1- Warley J/ 11- Miller B/ 12- House T/ 22- Green Jr. D/ 33- Gainey J/	01:23	2-4	-2	1.4458	2	0	2	0	0.6024
2- Watkins J/ 11- Miller B/ 22- Green Jr. D/ 23- Spears P/ 33- Gainey J/	01:23	3-3	0	2.1687	1	0	1	1	1.5000
2- Watkins J/ 5- Green D/ 11- Miller B/ 22- Green Jr. D/ 23- Spears P/	01:07	0-0	0	0.0000	1	0	0	0	0.0000
1- Warley J/ 2- Watkins J/ 10- Bowen T/ 22- Green Jr. D/ 33- Gainey J/	01:05	0-0	0	0.0000	2	1	1	0	0.0000
2- Watkins J/ 3- Corhen C/ 11- Miller B/ 22- Green Jr. D/ 23- Spears P/	01:05	2-0	2	1.8462	2	0	1	0	1.0638
0- Jackson C/ 1- Warley J/ 5- Green D/ 11- Miller B/ 22- Green Jr. D/	00:55	4-1	3	4.3636	1	0	0	2	2.0000
0- Jackson C/ 11- Miller B/ 22- Green Jr. D/ 23- Spears P/ 33- Gainey J/	00:51	4-3	1	4.7059	1	0	0	0	2.1277
1- Warley J/ 2- Watkins J/ 11- Miller B/ 22- Green Jr. D/ 33- Gainey J/	00:49	3-0	3	3.6735	0	0	0	1	3.0000
11- Miller B/ 12- House T/ 22- Green Jr. D/ 23- Spears P/ 33- Gainey J/	00:40	2-0	2	3.0000	2	0	0	0	2.0000
0- Jackson C/ 2- Watkins J/ 11- Miller B/ 22- Green Jr. D/ 23- Spears P/	00:36	0-4	-4	0.0000	1	0	1	0	0.0000
0- Jackson C/ 1- Warley J/ 2- Watkins J/ 22- Green Jr. D/ 23- Spears P/	00:28	7-1	6	14.5833	1	0	0	1	1.9231
1- Warley J/ 2- Watkins J/ 11- Miller B/ 22- Green Jr. D/ 23- Spears P/	00:26	0-3	-3	0.0000	0	1	0	0	0.0000
0- Jackson C/ 10- Bowen T/ 22- Green Jr. D/ 23- Spears P/ 33- Gainey J/	00:23	0-0	0	0.0000	0	0	0	0	0.0000
0- Jackson C/ 1- Warley J/ 3- Corhen C/ 11- Miller B/ 22- Green Jr. D/	00:10	0-0	0	0.0000	0	0	1	0	0.0000