


Florida State/Colorado State



HOME COMING 1972

Football Magazine, October 21, 1972

\$1.00

Golden Records On A Silver Anniversary

Florida State's Athletic Program joins the entire University in this year's Silver Anniversary celebration, proud of its accomplishments in the last 25 years and excitedly looking ahead to the next 25.

Perhaps never in the history of Intercollegiate Athletics has a program come so far, in so short a period after starting with so little.

Athletics at Florida State began in 1947, the same year the University received full coeducational status. It has fought its way to the top and now ranks among the nation's better programs. The overall success that Florida State's program has enjoyed is envied by schools two and three times as old.

Florida State currently participates in eight intercollegiate sports at the NCAA level. They have a winning percentage of 67.3, for the last 25 years. Since 1960 that percentage stands at 70.5 and has been chalked up against some of the nation's toughest competition.

The best single athletic season came in 1969-70 when the Seminoles won 118 of 148 events for a winning percentage of 80.4. Only once, the very first season in 1947-48, have they

fallen below the 50 percent mark.

The Tribe baseball team with 608 victories, is the biggest winner (basketball is second with 358), but the best winning percentage is held by the swimming team which has won 81.2 percent of its 234 meets. Golf has won 75.6 percent of its matches, while baseball has a winning mark of 70.8.

In addition to the eight sports still competing, Florida State was also represented by Gymnastics and Volleyball teams until scheduling problems forced their disbandment. The Gymnastics team had a phenomenal 42-4-1 record for its 11 seasons. It was unbeaten in nine of those years, and brought two NCAA and three AAU National Championship Trophies home.

The volleyball team also had an outstanding record, winning 72.8 percent of its matches and one national championship in nine seasons.

A complete table of Florida State's athletic history in current sports is listed below. In addition to the year-by-year breakdowns there are totals for the first 13 years (1947/48 - 1959/60), the last 12 seasons (1960/61 - 1971/72) and the full 25-year totals.

FLORIDA STATE UNIVERSITY ATHLETIC WON-LOSS RECORDS, 1947-48 Through 1971-72

Year/Sport	Baseball	Basketball	Cross Country	Football	Golf	Swimming	Tennis	Track	Overall	
1947-48	9-8	5-13	#	0-5	3-7	3-5	9-4	—	29-42	(40.8%)
1948-49	11-8	12-12	#	7-1	8-1	7-2	11-2	0-3	56-29	(65.9%)
1949-50	11-7	15-10	#	9-1	6-2-2	7-0	9-7	5-1	62-28-2	(68.5%)
1950-51	12-6	18-9	#	8-0	8-3-1	5-2	7-8	5-1	63-29-1	(68.3%)
1951-52	17-4	5-20	#	6-2	6-7	7-1	9-5	6-1	56-40	(58.3%)
1952-53	13-10	11-11	#	1-8-1	5-4	9-0	15-2	3-3	57-38-1	(60.0%)
1953-54	13-8	13-7	#	5-5	8-2	6-0	13-5	1-6	59-33	(64.1%)
1954-55	17-6	22-4	#	8-4	10-1	9-2	10-6	5-1	81-24	(77.1%)
1955-56	24-5	16-9	#	5-5	11-0	9-3	8-7	7-1	80-30	(72.7%)
1956-57	22-9	9-17	#	5-4-1	9-1	10-1	5-11	4-1	64-44-1	(59.2%)
1957-58	20-7	9-16	#	4-6	10-7	8-1	9-7	4-0	64-44	(59.3%)
1958-59	22-11	8-15	#	7-4	8-5-1	10-0	14-6	3-1	72-42-1	(63.1%)
1959-60	13-9	10-15	#	4-6	9-4-2	9-1	11-8	4-0	60-43-2	(58.1%)
13 YEAR	204-98	153-158	#	69-51-2	101-44-6	99-18	130-78	47-19	803-466-8	
TOTALS	(67.6%)	(49.2%)		(57.4%)	(68.9%)	(84.6%)	(62.6%)	(71.2%)	(63.2%)	
1960-61	21-7	14-10	#	3-6-1	15-3	9-1	16-5	4-1	82-33-1	(71.1%)
1961-62	23-14	15-8	#	4-5-1	14-3	11-1	11-8	5-0	83-39-1	(67.9%)
1962-63	26-13	15-10	0-4	4-3-3	18-4	6-3	18-5	3-2	90-44-3	(66.8%)
1963-64	23-13	14-14	2-3	4-5-1	12-0	7-0	12-11	5-0	79-46-1	(63.1%)
1964-65	32-11-1	16-10	5-0	9-1-1	8-0	9-0	15-9	5-0	99-31-2	(75.8%)
1965-66	39-13	15-11	4-1-1	4-5-1	8-1-1	7-1	16-9	4-4	97-45-3	(67.9%)
1966-67	32-14	11-15	4-2	6-5	8-1	9-2	16-7	4-8	90-54-0	(62.2%)
1967-68	35-6	19-8	4-2	7-2-2	3-3	4-4	19-3	7-4	98-32-2	(75.0%)
1968-69	38-13-1	18-8	4-2	8-3	6-1	8-2	23-5-1	7-3	112-37-2	(74.8%)
1969-70	49-9-1	23-3	4-1	6-3-1	*	8-3	17-7	11-2	118-28-2	(80.4%)
1970-71	41-16	18-8	3-0	7-4	*	8-3	19-3	6-5	102-39-0	(72.3%)
1971-72	45-23	27-6	0-3	8-4	*	5-6	19-4	2-5	106-51-0	(67.5%)
12 YEAR	404-152-3	205-111	30-18-1	70-46-11	92-16-1	91-26	201-76-1	63-34	1156-479-17	(70.5%)
TOTALS	(72.5%)	(64.9%)	(62.2%)	(59.5%)	(84.9%)	(77.8%)	(72.2%)	(64.9%)		

No Cross Country team until 1962

* No dual golf matches played

	Baseball	Basketball	Cross Country	Football	Golf	Swimming	Tennis	Track	Overall
25 YEAR	608-250-3	358-269	30-18-1	139-97-13	193-60-7	190-44	331-154-1	110-53	1959-946-25
TOTALS	(70.8%)	(57.0%)	(62.2%)	(58.9%)	(75.6%)	(81.2%)	(68.2%)	(67.5%)	(67.3%)

TODAY'S GAME

by LONNIE BURT
Sports Information Director

Colorado State, the Seminoles' opponents this afternoon, has only three seniors on its squad and only two of these get much playing time.

The Rams, members of the Western Athletic Conference, come into the contest winless, having lost to Arizona (17-0), Iowa State (41-0), West Texas State (41-14), Utah State (21-0), Air Force (52-13) and Wyoming (28-9).

Colorado State's main problems have been inexperience both offensively and defensively. The Rams lost their top defensive player, safety Paul Duda, for the season with a broken leg.

Offensive turnovers have been extremely costly for the WAC team. The young Rams offense has turned the ball over 27 times in six games and most of these errors have come at inopportune moments. In the Wyoming game, Colorado State was inside the enemy 15 five times, turning the ball over four times and scoring once.

Sophomore quarterback Mark Driscoll missed last week's Wyoming contest but should be healthy today. The 175 pounder from LaJunta, Colo., averaged 18 completions in the two games before he was injured. His 19 completions against Utah State tied a school record.

Another sophomore, Willie Miller, is the Rams' leading receiver with 21 catches for 330 yards. Top rusher is Reggie Leonard, 177-pound speedster from Cincinnati, Ohio, who has gained 243 yards while scoring two touchdowns.

Seminole defenders will be facing one of the biggest offensive lines they have looked at all season since tackle Al Simpson tips the scales at 275 and guard Charles Montgomery weighs in at 255.

The battered and bruised Seminoles snapped back last week for a 25-21 victory over Mississippi State. With the Florida State defense physically beat up, the Seminoles went to a ground game with the objective being to use up the clock.

It was successful since the Seminoles went into the fourth quarter with a 17-7 lead and hung on against an aerial attack which produced two late Bulldog scores.

Heisman Trophy candidate Gary Huff threw two touchdown passes to Barry Smith and became the Seminoles' all-time TD passer with 43, one better than Bill Cappleman.


This is the 25th Florida State homecoming game and the Seminoles sport an 18-5-1 record before the old grads.

Go

Seminoles


We'll help all we can

Tallahassee Automobile Dealers Association




ALFORD CHEVROLET CO.
PROCTOR & PROCTOR, INC.
CAPITAL LINCOLN-MERCURY, INC.
BOB DRAKE DODGE, INC.
PALMER-HARRELL BUICK CO.
CAPITAL CHRYSLER-PLYMOUTH, INC.
TALLAHASSEE MOTORS, INC.
KINNEBREW MOTORS, INC.
CONTINENTAL CARS

Associate Members: Capital City First National Bank; Tallahassee Bank and Trust; Peoples Bank; Tallahassee Democrat.



Florida STATE

Then & Now



When Florida State University opened its doors in 1857, the school was known as the West Florida Seminary and consisted of 10 acres of land, a \$6,172 building and 120 students.

Today, the multi-million-dollar University sprawls across 343 acres (main campus), has nine colleges and schools, and has a student enrollment in excess of 19,000.

This year, Florida State celebrated its 25th anniversary as a coeducational university and its 115th birthday as an institution of higher learning.

The University actually had its beginning on Jan. 24, 1851, when the legislature passed a law establishing two Seminaries—one east and one west of the Suwannee River—but it wasn't until 1857 that the school received its first student and at that time it was known as the West Florida Seminary.

The institution progressed through a series of historical eras and changes in its educational missions, being known at various points in the latter half of the nineteenth century as the "West Florida Seminary," and as "Florida University;" and in the first half of the twentieth century, as "Florida State College," "Florida Female College," and the "Florida State College for Women" (1909-1947).

During the Civil War years the Seminary had hard times; its part in the battle of Natural Bridge is now legend. On March 6,

1865, cadets from the Seminary took part in the battle near Woodville and, according to historian William G. Dodd, they "took a proud part, and by their bravery and gallant behavior they won the plaudits not only of the townspeople but of the older and more seasoned fighters as well."

The Seminary found itself in financial straits during the early 1870s and again in 1879. It was suggested that the Seminary buildings and land be sold and that it merge with the Female Academy. This plan envisioned the coeducation of the sexes and, "for this reform the community was as yet unprepared," reported Dodd in his "History of West Florida Seminary," published in 1952.

A turning point in the history of the Seminary came in 1887 when Judge James D. Westcott died and gave it a legacy which yielded approximately \$2,000 annually. The University is still receiving funds from the Westcott Estate; and its main administration building, now being repaired and remodeled, is named after him.

Another milestone came in 1901 when the institution became a college and its name was changed to Florida State College. During its first year, the student body of 252 came from 5 other states and 32 Florida counties. This increase in enrollment resulted in an increase in faculty—from 6 to 7.

Interestingly, Florida State's new nationally known School of Music was born in 1902, as a department with two teachers. A year later, a library was added with authorization to spend \$3,500 for books.

By 1903 the College had a glee club, dramatic club, baseball team and football team which played an inter-collegiate schedule.

In 1905, the legislature passed the Buckman Act which replaced a multiplicity of small state schools with a university for men and a college for women under the management of a special Board of Control.

In the act, the women's school was designated the Florida Female College, a name which was distasteful to many friends of the school. After 1909, the name was changed to Florida State College for Women, a name it retained until 1947 when it became Florida State University.

In the years since, the University has experienced a four-fold increase in its student enrollment and a rapid expansion of its graduate programs of research and study.

Florida State University's progress, since it became co-educational in 1947, has been termed by some educators as "a modern miracle." The University did not award a doctoral degree until 1952. In the past few years it has reached the high level of distinction accorded only to those two dozen public institutions in this country which produce more than one hundred Doctor of Philosophy degree graduates each year. At the end of the 1970-71 year, the University had awarded a total of 2,082 doctoral degrees.

The academic organization of the University offers courses of study leading to the baccalaureate degree in 96 fields of study; to the master's degree, in 87 fields; and to the doctorate, in 58 fields of study.

As one of the three oldest universities and the second largest university in the State System, Florida State University has been designated by the Board of Regents for continuing leadership at the graduate levels of education. In 1947, there was practically no graduate program; ten years later there were 888 students working toward graduate degrees. This number of graduate students had increased in 1971 to 3,515.

Twenty years ago the University had practically no support in contract and grant funds. Today the University receives some \$15 million each year from local, state, and national agencies, foundations, and industries. Nearly all academic divisions of the University are actively engaged in graduate research and graduate degree programs, with a majority of the research being conducted within the separate schools and colleges under the supervision and coordination of the University's Director for Research and Graduate Dean.

In addition to research conducted in the various academic divisions of the University, a number of facilities and institutes are devoted to specific research interests. Additional University faculty engage in research in the field of education and in many areas of the fine arts—from language and literature to music and drama.



FLORIDA STATE

COLO. STATE

NO.	NAME	POS.	HT.	WT.	AGE	CL.	HOMETOWN
82	MIKE ALLEN	WR	6-4	180	19	Soph.	Willoughby, Ohio
71	BOB ANDERSON	OT	6-2	218	19	Soph.	Rockledge
69	BOBBY ANDERSON	DT	5-10	210	21	Jr.	Tifton, Ga.
61	PHIL ARNOLD	OG	6-0	220	20	Jr.	Hollywood
11	AHMET ASKIN	PK	6-0	175	18	Fr.	Tallahassee
53	BRUCE BELL	LB	6-0	195	20	Soph.	Doraville, Ga.
57	STEVE BRATTON	DE	6-0	210	21	Jr.	Oviedo
33	MACK BROWN	RB	6-0	195	22	Jr.	Cookville, Tenn.
12	MIKE CADWELL	QB	6-1	190	21	Jr.	St. Louis Park, Minn.
83	BERT COOPER	DE	6-1	220	20	Jr.	Tallahassee
32	ED DAVIS	WR	6-1	190	21	Jr.	Lakeland
28	MIKE DAVISON	RB	5-11	200	19	Soph.	Bradenton
55	ALLEN DEES	C	6-2	202	22	Sr.	Lakeland
14	FRANK DEMING	QB	6-0	170	21	Jr.	Valdosta, Ga.
3	JOE DOWNEY	P	5-11	204	20	Soph.	Mobile, Ala.
54	JIM DUNDALA	OG	5-11	205	21	Sr.	Morrisville, Pa.
72	SHANE GIBBS	OG	6-3	216	21	Sr.	Bay Minette, Ala.
75	MIKE GLASS	OT	6-3	214	22	Sr.	Tampa
21	JOE GOLDSMITH	WR	6-0	175	20	Soph.	Lakeland
23	CHRIS GRIFFIN	DB	5-11	160	18	Fr.	Tampa
90	DICK HOPKINS	TE	6-2	202	20	Soph.	West Palm Beach
77	JAMES HOWARD	DT	6-5	230	20	Soph.	Jacksonville
19	GARY HUFF	OB	6-1	190	21	Sr.	Tampa
43	EARL HUMES	DE	5-11	174	19	Fr.	Miami
80	CHARLIE HUNT	DE	6-3	210	21	Sr.	Jacksonville
48	DON HUZZIE	LB	5-11	190	21	Soph.	Miami
79	HOWARD JACOBI	DT	6-3	240	22	Sr.	Vero Beach
49	BILL JOHNSON	LB	6-0	205	19	Soph.	Cocoa Beach
66	VIC JOHNSON	OT	6-3	225	20	Soph.	Lake City
62	BOB JONES	OG	6-3	225	20	Soph.	Lighthouse Point
38	BUZZY LEWIS	DB	6-1	185	20	Jr.	Bristol
17	GARY LOUCKS	P	6-3	195	20	Soph.	Merritt Island
70	JIM MALKIEWICZ	DT	6-3	225	22	Jr.	Perth Amboy, N.J.
27	MIKE MCGOWAN	DB	5-8	169	22	Jr.	Norfolk, Va.
40	EDDIE McMILLAN	DB	6-2	180	21	Sr.	Tampa
46	DAVID MILES	LB	5-11	210	20	Jr.	Tallahassee
29	FRED MILLER	RB	6-0	210	18	Fr.	Jacksonville
44	HODGES MITCHELL	RB	5-10	185	21	Jr.	Dallas, Tex.
56	JOHN MURPHY	LB	5-9	211	20	Soph.	Albany, Ga.
73	PAUL OGLESBY	OG	6-2	229	19	Soph.	Jacksonville
18	MARK ORLANDO	RB	6-1	200	21	Jr.	Jacksonville
87	JOHN PALERMO	TE	6-4	220	20	Jr.	Westfield, N.Y.
84	GARY PARRIS	TE	6-2	210	22	Sr.	Newburg, N.Y.
85	EARL PASSWATERS	DE	6-3	215	20	Jr.	Vero Beach
23	LESTER PAYTON	RB	6-0	190	19	Soph.	Bridgeton, Del.
58	GREG POUNDS	LB	6-3	200	18	Fr.	Orlando
65	TOM PRESTWOOD	DT	6-4	220	19	Soph.	Daytona Beach
42	RON RATLIFF	DB	6-0	187	22	Sr.	Chattanooga, Tenn.
37	OSCAR ROBERTS	RB	5-11	180	22	Sr.	West Palm Beach
52	ROCKY SALDANA	C	6-1	223	20	Jr.	Ocala, Ga.
53	MELVIN SCRUGGS	DT	5-11	221	19	Soph.	Dallas, Tex.
35	RANDY SHIVELY	DB	6-0	173	21	Jr.	Dixie, Ga.
78	HARRY SLAGLE	OG	6-4	205	18	Fr.	St. Petersburg
22	BARRY SMITH	WR	6-1	185	21	Sr.	Phenix City, Ala.
74	DON SPARKMAN	DB	5-8	175	21	Sr.	Miami
20	DAVID SNELL	OT	6-4	233	20	Jr.	Slocomb, Ala.
24	ANDY STOCKTON	WR	6-0	175	18	Fr.	Jacksonville
59	LARRY STRICKLAND	LB	6-1	220	22	Sr.	St. Petersburg
26	JAMES THOMAS	DB	6-1	190	21	Sr.	Tallahassee
86	JOE THOMAS	WR	6-0	180	20	Jr.	Macon, Ga.
50	DAN WHITEHURST	LB	6-3	225	22	Sr.	Tallahassee
							Adel, Ga.

NO.	NAME	POS.	HT.	WT.	CL.	EXP.	HOMETOWN
80	FRED BABICH	TE	6-4	220	So.	Fr.	Mt. Clemens, Michigan
46	GREG BATTLE	LB	6-0	195	Jr.	1V	Cincinnati, Ohio
75	KEN BEHRENS	OT	6-2	234	Sr.	1V	Peoria, Illinois
71	RANDY BEYHL	DT	6-3	247	So.	Fr.	East Moline, Illinois
5	ROD BLACKFORD	HB-P	5-10	183	Jr.	1V	Ft. Collins, Colorado
73	ED BRANDT	OT	6-3	230	Jr.	Fr.	Oakland, California
95	GERALD CASWELL	DT	6-4	240	Sr.	Fr.	Meadow, Texas
55	WES CERVENY	LB	6-1	211	So.	RS	Fairfax, Iowa
90	RICH CHEARNO	DE	6-3	225	Jr.	Sq.	Youngstown, Ohio
89	PETE CLARK	TE	6-4	230	Jr.	JC	Bountiful, Utah
78	JIM CRAIG	OT	6-2	232	So.	Fr.	Livonia, Michigan
45	CHUCK DIFRANCESCEA	LB	6-2	206	Jr.	JC	Waukesha, Wisconsin
8	MARK DRISCOLL	QB	6-1	175	So.	Fr.	La Junta, Colorado
67	DAN DUBISHAR	OG	6-1	221	So.	Fr.	Amara, Iowa
82	DAVE DUNCAN	DE	6-4	207	So.	Fr.	Littleton, Colorado
54	MIKE FENECH	C	6-0	199	Jr.	Sq.	Detroit, Michigan
76	TIM FINNERTY	OT	6-3	230	So.	Fr.	Youngstown, Ohio
86	RON GATHERRIGHT	DE	5-11	224	So.	Fr.	Mt. Clemens, Michigan
6	NORM HAINLEN	P	6-3	205	Jr.	Sq.	Denver, Colorado
9	PAT JULIANA	QB	6-0	180	Jr.	JC	Rockville, Maryland
84	JIM KENNEDY	TE	6-2	223	Jr.	1V	Sandusky, Ohio
58	TERRY KIRK	LB	6-2	213	Jr.	1V	Aspen, Colorado
68	GREG KUHN	OG	6-2	225	Jr.	1V	Cuyahoga Falls, Ohio
59	ANDY LANG	C	6-2	232	Jr.	1V	Nashua, New Hampshire
79	BOB LARSON	OG	6-0	223	Jr.	JC	Wichita, Kansas
69	JOE LASSE	OT	6-2	242	So.	Sq.	Chicago, Illinois
28	REGGIE LEONARD	HB	6-1	177	Jr.	Sq.	Cincinnati, Ohio
32	STAN LISS	HB	5-11	181	So.	Fr.	Columbus, Nebraska
39	STAN LUNDE	OG	6-1	202	So.	Fr.	Vancouver, Washington
64	MIKE MCCUE	OG	6-1	215	So.	Tr.	Cedar Rapids, Iowa
13	WILLIE MILLER	SE	5-9	168	So.	Fr.	New Castle, Alabama
63	CHARLES MONTGOMERY	OG	6-4	255	Jr.	JC	Oakland, California
19	JESSE MOSS	FB	6-1	190	Fr.	HS	New Castle, Penn.
77	MARK MULLANEY	DT	6-5	216	So.	Fr.	Denver, Colorado
42	JOHN MURRAY	R	6-0	187	Jr.	1V	Pueblo, Colorado
96	ED NEWLAND	DT	6-7	270	Jr.	JC	Larian, Ohio
85	JIM OPPERMAN	DE	6-2	211	So.	Fr.	Lakewood, Colorado
22	DAN O'ROURKE	HB	6-0	190	Fr.	HS	Worthington, Ohio
14	NOAH PALMER	HB	5-8	163	Jr.	JC	Eufaula, Oklahoma
23	MIKE PETERS	HB	6-2	190	So.	Fr.	Los Angeles, California
70	MANSON PETTY	DT	6-5	235	Jr.	1V	San Antonio, Texas
50	BOB PFEIFFER	OT	6-3	230	Jr.	JC	Denver, Colorado
60	RICK ROHWER	LB	6-0	216	Jr.	1V	Evergreen, Colorado
72	AL SIMPSON	OT	6-6	275	So.	Tr.	Pittsburgh, Penn.
12	PERRY SMITH	CB	6-1	194	Sr.	1V	Froggy Bottom, So. Car.
3	WADE SMYLIE	K	5-10	215	So.	Fr.	Wellington, Colorado
27	JOHNNY SQUARE	HB	5-10	170	Fr.	HS	Houston, Texas
87	STEVE ST. CLAIR	R	6-3	195	Jr.	1V	Denver, Colorado
18	GUY STEWART	CB	5-11	170	Jr.	JC	Fairbury, Nebraska
66	JIM TRACEY	C	6-1	223	So.	Fr.	Pontiac, Michigan
17	CARL TURNER	S	6-0	196	So.	Fr.	Pueblo, Colorado
81	JACK TURNER	DE	6-0	197	Jr.	JC	Palm Beach, Florida
56	LOUIE WALKER	MLB	6-3	207	Jr.	JC	Los Angeles, California
36	TOM WALLACE	FB	6-2	209	Jr.	Sq.	Denver, Colorado
25	MIKE WILSON	DB	6-0	197	Jr.	JC	Greencastle, Indiana

SEMINOLES

3 Downey, P
11 Askin, PK
12 Cadwell, QB
14 Deming, QB
17 Loucks, P
18 Orlando, QB
19 Huff, QB
20 Snell, DB
21 Goldsmith, WR
22 Smith, WR
23 Griffin, DB
24 Stockton, WR
26 Thomas, Ja., DB
27 McGowan, DB
28 Davison, RB
29 Miller, RB
32 Davis, WR
33 Brown, RB
35 Shively, DB
36 Oreair, RB
37 Roberts, RB
38 Lewis, DB
40 McMillan, DB
42 Ratliff, DB
43 Humes, DB
44 Mitchell, RB
46 Miles, LB
48 Huzzie, LB
49 Johnson, LB
50 Whitehurst, LB
52 Saldana, C
53 Bell, LB
54 Dundala, OG
55 Dees, C
56 Murphy, LB
57 Bratton, DE
58 Pounds, LB
59 Strickland, LB
61 Arnold, OG
62 Jones, OG
65 Prestwood, DT
66 Johnson, OT
69 Anderson, DT
70 Malkiewicz, DT
71 Anderson, OT
72 Gibbs, OG
73 Oglesby, OG
74 Sparkman, OT
75 Glass, OT
77 Howard, DT
78 Slagle, OG
79 Jacobi, DT
80 Hunt, DE
82 Allen, WR
83 Cooper, DE
84 Parris, TE
85 Passwaters, DE
86 Thomas, Joe, WR
87 Palermo, TE
90 Hopkins, TE

FLORIDA STATE

Offense

WR	22	Barry Smith
	86	Joe Thomas
WT	71	Bob Anderson
	75	Mike Glass
WG	61	Phil Arnold
	72	Shane Gibbs
C	55	Allen Dees
	52	Rocky Saldana
SG	62	Bob Jones
	73	Paul Oglesby
ST	74	Don Sparkman
	66	Vic Johnson
TE	84	Gary Parris
	87	John Palermo
QB	19	Gary Huff
	12	Mike Cadwell
TB	44	Hodges Mitchell
	37	Oscar Roberts
FB	28	Mike Davison
	33	Mack Brown
WR	21	Joe Goldsmith
	82	Mike Allen

Defense

LE	83	Bert Cooper
	85	Earl Passwaters
LT	79	Howard Jacobi
	69	Bobby Anderson
SLB	46	David Miles
	49	Bill Johnson
MLB	59	Larry Strickland
	58	Greg Pounds
WLB	50	Dan Whitehurst
	53	Bruce Bell
RT	70	James Malkiewicz
	77	James Howard
RE	57	Steve Bratton
	80	Charlie Hunt
LC	42	Ron Ratliff
	23	Chris Griffin
RC	40	Eddie McMillan
	43	Earl Humes
ROV	38	Buzzy Lewis
	27	Mike McGowan
SAF	20	David Snell
	27	Mike McGowan

PLACEMENT AND KO —
11-Ahmet Askin
PUNTERS —
17-Gary Loucks, 3-Joe Downey
RETURN SPECIALISTS —
20-David Snell, 40-Eddie McMillan

OFFICIALS—
RefereePatrick Flood, Phoenix, Ariz.
UmpireOscar Edmonds, Memphis, Tenn.
Linesman . . .Gordon Overstreet, Tucson, Ariz.

COLORADO STATE

Offense

TE	84	Jim Kennedy
	80	Fred Babich
LT	72	Al Simpson
	75	Ken Behrens
LG	68	Greg Kuhn
	73	Ed Brandt
C	59	Andy Lang
	54	Mike Fenech
RG	63	Charles Montgomery
	66	Jim Tracy
RT	78	Jim Craig
	69	Joe Lasse
SE	13	Willie Miller
	14	Noah Palmer
QB	8	Mark Driscoll
	9	Pat Juliana
LHB	28	Reggie Leonard
	19	Jesse Moss
RHB	9	Pat Juliana
	27	Johnny Square
FB	36	Tom Wallace
	39	Stan Lunde

Defense

SSE	85	Jim Opperman
	82	Dave Duncan
LT	95	Gerald Caswell
	83	Steve Malyszko
RT	70	Manson Petty
	77	Mark Mulhaney
WSE	86	Ron Gatherright
	82	Dave Duncan
MLB	58	Terry Kirk
	56	Louie Walker
Swing	55	Wes Cerveny
Backer	60	Rick Rohwer
Backer	46	Greg Battle
	55	Wes Cerveny
ROV	42	John Murray
	87	Steve St. Clair
SAF	25	Mike Wilson
	23	Mike Peters
SC	18	Guy Stewart
	32	Stan Liss
WC	12	Perry Smith
	32	Stan Liss

80	Babich, TE
46	Battle, LB
75	Behrens, OT
71	Beyhl, DT
5	Blackford, HB-P
73	Brandt, OT
95	Caswell, DT
55	Cerveny, LB
90	Chearno, DE
89	Clark, TE
78	Craig, OT
45	DiFrancescea, LB
8	Driscoll, QB
67	Dubishar, OG
82	Duncan, DE
54	Fenech, C
76	Finnerty, OT
86	Gatherright, DE
6	Hainlen, P
9	Juliana, QB
84	Kennedy, TE
58	Kirk, LB
68	Kuhn, OG
59	Lang, C
79	Larson, OG
69	Lasse, OT
28	Leonard, HB
32	Liss, HB
39	Lunde, FB
64	McCue, OG
13	Miller, SE
63	Montgomery, OG
19	Moss, FB
77	Mullaney, DT
42	Murray, R
96	Newland, DT
85	Opperman, DE
22	O'Rourke, HB
14	Palmer, HB
23	Peters, HB
70	Petty, DT
50	Pfeiffer, OT
60	Rohwer, LB
72	Simpson, OT
12	Smith, CB
3	Smylie, K
27	Square, HB
87	St. Clair, R
18	Stewart, CB
66	Tracey, C
17	Turner, S
81	Turner, DE
56	Walker, MLB
36	Wallace, FB
25	Wilson, DB

PLACEMENTS AND KO—
3-Wade Smylie

PUNTERS—
6-Norm Hainlen

PUNT RETURNS—
14-Noah Palmer

KO RETURNS—
13-Willie Miller

Field Judge . Paul Sprayberry, Baton Rouge, La.
Back Judge . . Ted Thomas, Chattanooga, Tenn.
ECO John Wilson, Birmingham, Ala.

XEROX TELECOPIER NUMBER
(212) 685-9622

Home Team Florida State

Penalties Against: (No.) 7 (Yards) 75

First Downs: (Rush) 6 (Pass) 10 (Pen.) 2 Total 18

Home Team

251

IMPORTANT: Most player categories are now ranked on per-game average. Thus, it's vital that you consider every player (on both teams) with any statistics in any game this season (get season player statistics from both SIDs). Then list below the code number and last name of players who have season figures but did NOT play in this game. A game played is one play—whether or not the player touches the ball. All players will be charged with a game unless you tell NCSS otherwise. If a player with first-time statistics has missed games, fill in below—after getting from his SID how many games missed.

DID NOT PLAY IN THIS GAME

Code No.	Last Name	Code No.	Last Name	Code No.	Last Name	Code No.	Last Name	Code No.	Last Name
85	THOMAS								

PLAYERS WITH FIRST-TIME STATISTICS WHO HAVE MISSED GAMES: Code No. ____ Last Name XXXXXXXX

XXXXXX Last N

WHO HAVE MISSED GAMES. | Code N

STATISTICS

TIME-STATE

TH FIRST

PLAYERS WITH

Player Code	PLAYER	RUSHING				PASSING				TOTAL OFFENSE				RECEIVING				INT. RETURNS				PUNTING				PUNT RETURNS				K. O. RETURNS				X. Pk. Kicks				Other X. Pk.				Field Goals																																																																																																																																																																																																																																																																																																																																																																																																																																																																																																																																																																																																																																																																																																																																																																																																																																																																																																																																																																																																																																																																																																																																																																																																																																																																									
		Runs	Gain	Loss	Net	TDs	Att.	Comp.	Int.	Yards	TDs	Conv.	Yards	Plays	Yards	Catches	Yards	TDs	No.	Yards	TDs	No.	Yards	TDs	No.	Yards	TDs	Att.	Made	Att.	Made	Att.	Made	Points																																																																																																																																																																																																																																																																																																																																																																																																																																																																																																																																																																																																																																																																																																																																																																																																																																																																																																																																																																																																																																																																																																																																																																																																																																																																																	
03	ASKIN	A					B				C	D			E		F					H							S	5	4																																																																																																																																																																																																																																																																																																																																																																																																																																																																																																																																																																																																																																																																																																																																																																																																																																																																																																																																																																																																																																																																																																																																																																																																																																																																																				

Own Fumbles: (No.) 2 (Lost) 1

7 (Yards) 90

Penalties Against: (No.)

Total	20
-------	----

2 (Pen.)

1312 (Pass)

First Downs (R)

0

...

Visiting Team

Viii

Visiting Team	W	L	T	Pts For	Pts Against	Points Difference	W	L	T	Pts For	Pts Against	Points Difference
Visiting Team Totals	54	199	20	179	0	32	11	4	174	--	86	353
							D	1	174	--	E	0
										0	0	6
										230	1	0
										0	0	4
										520	S	--
										--	--	1
										--	--	0

Date OCTOBER 21, 1972 Game Site TALLAHASSEE, FLA. Official Attendance 31,327
 NPS Form No. 297-A. Copyright 1972 National Collection Center, 400 Williams Avenue, New York, N. Y. 10017

SCORE BY QUARTERS					1st	2nd	3rd	4th	Total
FSU					7	14	0	16	37
CNO					—	—	0	0	0

SCORE BY QUARTERS					1st	2nd	3rd	4th	Total
FSU					7	14	0	16	37
CNO					—	—	0	0	0

Weather Conditions

Weather Conditions

List all scoring plays in sequence. "Time left" means time remaining in the quarter. Under "play," to save you time, please use only: Rush, Pass, INT, PR, KOR, FUM, FG or SAF (instead of writing out interception, punt, kickoff and fumble returns, field goal or safety).

List all scoring plays in sequence. "Time left" means time remaining in the quarter. Under "play," to save you time, please use only: Rush, Pass, INT, PR, KOR, FUM, FG or SAF (instead of writing out interception, punt, kickoff and fumble returns, field goal or safety).

On pass play, list passer first, then receiver and combined yardage of pass and

[illegible]

NON-SCORING LONG PLAYS
(70 yards or more, including punts)

NON-SCORING LONG PLAYS (70 yards or more, including punts)		
Team	Play	Player(s)

List all missed field goal attempts by both teams. Number listed below should agree with total misses on the front of this form under Field Goals.

Team	Player	Yards
FSU	ASKIN	47
FSU	ASKIN	37
CCLE STATE	SMYKIE	42

SUMMARY OF FOOTBALL GAME STATISTICS - Visiting Team

XEROX TELECOPIER NUMBER
(212)685-9622

Visiting Team: COLUMBIA STATE First Downs: (Rush) 12 (Pass) 7 (Pen.) 1 Total 20 Penalties Against: (No.) 7 (Yards) 90 Own Fumbles: (No.) 2 (Lost) 1

IMPORTANT: Most player categories are now ranked on per-game average. Thus, it's vital that you consider every player (on both teams) with any statistics in any game this season (get season player statistics from both SIDs). Then list below the code number and last name of players who have season figures but did NOT play in this game. A game played is one play-whether or not the player touches the ball. All players will be charged with a game unless you tell NCSS otherwise. If a player with first-time statistics has missed games, fill in below--after getting from his SID how many games missed.

DID NOT PLAY IN THIS GAME

Code No. Last Name Code No. Last Name Code No. Last Name Code No. Last Name Code No. Last Name Code No. Last Name Code No. Last Name

PLAYERS WITH FIRST-TIME STATISTICS WHO HAVE MISSED GAMES: Code No. Last Name Code No. Last Name Code No. Last Name Code No. Last Name Code No. Last Name Code No. Last Name Code No. Last Name

Player Code	PLAYER	RUSHING			PASSING			TOTAL OFFENSE		RECEIVING		INT. RETURNS		PUNTING		PUNT RETURNS		K. O. RETURNS		X Pts.	Kick-Offs	Other X Pts.	Field Goals	
		Runs	Yards	Net	TD's	Att.	Comp.	Int.	Yards	Yards	Catches	Yards	TD's	Yards	No.	Yards	No.	Yards	TD's					Yards
	BADIEH	A				B			C	D		E		F		G		H						
05	BLACKFORD	A	2	4	0	B			C	2	4		E		F		G		H					
20	BRISCOLL	A				B	1	0	0	C	1	0		E		F		H						
33	HAIDLEN	A				B			C		D		E		F	6	33		H					
43	JULIANA	A	10	23	1	12	0	3	10	4	158	0	4	170		F		H						
45	KENNEDY	A				B			C		D		E		F		G		H					
49	LEONARD	A	14	47	2	45	0			C	14	45		E		F		H						
54	MILLER	A				B			C		D		E		F		G		H					
67	PALMER	A				B			C		D		E		F		G		H					
76	SMYLLIE	A				B			C		D		E		F		G		H					
	SQUARE	A	8	12	7	5	0			C	8	5	3	70		F		H						
90	WALLACE	A	20	113	0	113	0			C	20	113		E		F		H						
		A				B			C		D		E		F		G		H					
		A				B			C		D		E		F		G		H					
		A				B			C		D		E		F		G		H					
		A				B			C		D		E		F		G		H					
		A				B			C		D		E		F		G		H					
		A				B			C		D		E		F		G		H					
		A				B			C		D		E		F		G		H					
		A				B			C		D		E		F		G		H					
		A				B			C		D		E		F		G		H					
		A				B			C		D		E		F		G		H					
		A				B			C		D		E		F		G		H					
		A				B			C		D		E		F		G		H					
		A				B			C		D		E		F		G		H					
		A				B			C		D		E		F		G		H					
		A				B			C		D		E		F		G		H					
		A				B			C		D		E		F		G		H					
		A				B			C		D		E		F		G		H					
		A				B			C		D		E		F		G		H					
		A				B			C		D		E		F		G		H					
		A				B			C		D		E		F		G		H					
		A				B			C		D		E		F		G		H					
		A				B			C		D		E		F		G		H					
		A				B			C		D		E		F		G		H					
		A				B			C		D		E		F		G		H					
		A				B			C		D		E		F		G		H					
		A				B			C		D		E		F		G		H					
		A				B			C		D		E		F		G		H					
		A				B			C		D		E		F		G		H					
		A				B			C		D		E		F		G		H					
		A				B			C		D		E		F		G		H					
		A				B			C		D		E		F		G		H					
		A				B			C		D		E		F		G		H					
		A				B			C		D		E		F		G		H					
		A				B			C		D		E		F		G		H					
		A				B			C		D		E		F		G		H					

FLORIDA STATE VS. COLORADO STATE
Homecoming Campbell Stadium Tallahassee Oct. 21, 1972 2 p.m.

WEATHER: Clear, 69 degrees. Wind: NE 10/12. Capts: FSU-22 Smith, 59 Strickland
CS-12 Smith, 58 Kirk, 68 Kuhn, 13 Miller

FSU wins toss and receives, CS defends ~~south~~ south goal. Smylie kicks to MacMillan on 9, returns to 28.

FSU 14:54

F28 1-10 Davison gets 1

F29 2-9 Huff pass to Davison for 21

FIRST DOWN

50 1-10 Mitchell in middle for 2

Cl8 2-8 Huff pass to Davison for 7

Cl8 3-1 Mitchell for 8

FIRST DOWN

C33 1-10 Davison at lt for 3

C30 2-7 Huff pass int. for Goldsmith incomplete(Smith)

C30 3-7 Huff to pass keeps, no gain

C30 4-7 Askin 47 yard field goal attempt is short

CS 11:42

C20 1-10 Wallace at rt for 7

C27 2-3 Square at middle for 2

C29 3-1 Square at lt for no gain(Bratton)

C29 4-1 Hainlan punts to Snell on F30, returns to 37

FSU 9:42

F37 1-10 Brown picks up 3

F40 2-7 Huff pass int. for Smith incomplete(Smith)

F40 3-7 Huff pass complete to Smith for 60 yards and TOUCHDOWN

FIRST DOWN

Askin kick is good

FSU 7, CS 0 8:55 63 yards/3 plays

Askin kicks to Miller at 9, returns to 18

CS 8:48

C18 1-10 Square loses 1(Jacobi)

C17 2-11 Juliana pass complete to Square for 5, CS loses 9, offensive pass interference

C9 3-20 Leonard at rt for 3

C12 4-17 Hainlan punts to Snell on Cl9, returns to 28

FSU 7:14

F28 1-10 Mitchell at rt for 5

C23 2-5 Huff pass int. for Goldsmith incomplete in end zone(overthrown)

C23 3-5 CS penalized 5 yards, offsides

FIRST DOWN

C18 1-10 Huff pass int. for ~~Sm~~ Mitchell incomplete end zone(Smith)

C18 2-10 CS penalized 5 yards, offsides

C13 2-5 Davison on pitchout loses 7(Murray)

C20 3-12 Huff pass int. for Smith incomplete(fingertips)

C20 4-12 Askin 37 yard field goal is wide

CS 5:29

C20 1-10 Wallace at rt for 7

C27 2-3 Wallace up middle for 7

FIRST DOWN

C34 1-10 Leonard ~~wfx~~ on pitchout loses 2(Lewis)

C32 2-12 Juliana pass complete to Miller for 42 yards(Lewis saves TD)

FIRST DOWN

F26 1-10 Square ~~gaxx~~ gets one

F25 2-9 Square on pitchout loses 3(Hunt)

F28 3-12 Juliana pass complete to Square for 4

F24 3-8 Smylie 42 yard FG attempt is short

FSU 1:54

F20 1-10 Brown turns re for 4

F24 2-6 Brown in middle for 2

F26 3-4 Huff pass int. for Smith incomplete(busted route)

F26 4-4 Loucks punts to Palmer on CS 29, returns to 34, CS pen. 15, clipping

CS 0:21

C17 1-10 Wallace at lt for 7

~~22px~~

FSU 7, CS 0

First Quarter Statistics

	<u>COLO. STATE</u> Visitors	<u>F.S.U.</u> Home Team
First Downs	<u>2</u>	<u>4</u>
Net Yards Rushing	<u>29</u>	<u>21</u>
Net Yards Passing	<u>46</u>	<u>88</u>
Total Offense	<u>75</u>	<u>109</u>
Passes (Completed-Attempted-Intercepted)	<u>2-2-0</u>	<u>3-9-6</u>
Punts, Average	<u>2 for 40</u>	<u>1 for 40</u>
Fumbles Lost	<u>0</u>	<u>0</u>
Yards Penalized	<u>5 for 39</u>	<u>0 for 0</u>

SECOND QUARTER

CS 15:00

C24 2-3 Wallace ~~xxxxxx~~ picks up 6
 C30 1-10 Juliana keeps for loss of 1
 C29 2-11 Juliana pass int. for Kennedy incomplete(Snell)
 C29 3-11 Juliana pass int. for Kennedy incomplete
 C29 4-11 Hainlan punts to Snell on F23, returns to F37
 FSU 13:38
 F37 1-10 Mitchell on right side for 15
 C48 1-10 Huff pass int. for Davison incomplete(Stewart)
 C48 2-10 Mitchell in middle for 3
 C45 3-7 Huff pass complete to Goldsmith for 30
 C15 1-10 Mitchell squirms for 13
 C2 1-0 Mitchell hits middle for 2 yards and TOUCHDOWN
 Askin kick is good

FIRST DOWN

FIRST DOWN

FIRST DOWN

FIRST DOWN

FSU 14, CS 0 11:53 63 yards/6 plays

Askin kicks to Square in end zone ~~xxxxxx~~ no return

FSU 11:50

C20 1-10 Juliana loses 5
 C15 2-15 Leonard at rt for 3
 C18 3-12 Juliana to pass loses 4(Hunt)
 C11 4-16 Hainlan punts dead on CS 47

FSU 9:47

C48 1-10 Brown gets 4
 C44 2-6 Huff pass int. for Smith incomplete, CS interferes 36 yds.
 C6 1-0 Brown gets 3
 C3 2-0 Davison off rg for 3 yards and TOUCHDOWN
 Askin kick is good

FIRST DOWN

FSU 21, CS 0 8:28 46 yards/3 plays

Askin kicks to Babich on 29, returns to 40

CS 8:23

C40 1-10 Juliana keeps for 4
 C44 2-6 Wallace off lg for 5
 C49 3-1 Wallace in middle for 3
 F48 1-10 Juliana pass int. for Miller incomplete(overthrown)
 F48 2-10 Square turns re for 7
 F41 3-3 Wallace in middle for 3
 F38 1-10 Leonard at ls for 3
 F35 2-7 Square sweeps left, loses 3(McMillan)
 F38 3-10 Juliana pass int. for Wallace incomplete(Miles)
 F38 4-10 Hainlan punts dead into end zone

FIRST DOWN

FIRST DOWN

FSU 5:02

F20 1-10 Mitchell off rt for 8
 F28 2-2 Mitchell sweeps right for 12 after juggle
 F40 1-10 Mitchell sweeps left for 4
 F44 2-6 Huff pass complete to Smith for 15
 F41 1-10 FSU loses 5, illegal motion
 C46 1-15 Huff pass int. for Goldsmith incomplete
 C46 2-15 Huff fumbles snap, Petty recovers for CS. no gain.

FIRST DOWN

FIRST DOWN

CS 2:54

C46 1-10 Juliana pass incomplete(Pounds)
 C46 2-10 Juliana scrambles for 6
 F48 3-4 Juliana on bootleg left gains 3
 F45 4-1 Juliana sweeps left for 6, FSU penalized 15, personal foul
 F24 1-10 Juliana pass complete to Kennedy for 16
 F8 1-0 Juliana pass int. for Kennedy incomplete
 F8 2-0 Juliana pass int. for Wallace incomplete(Lewis)
 F8 3-0 Juliana pass int. for Square incomplete
 F8 4-0 Juliana fumbles, Miles recovers for FSU no gain

FIRST DOWN(2)

FIRST DOWN

FSU 0:34

F8 1-10 Mitchell gets 8 / H,
 F16 2-2 Half ends

FSU 21, Colo. St. 0

FLASH FOOTBALL STATS

Quick Halftime and After Game Reports of Vital Team Statistics and Individual Leaders
(Approved Wire Services Form)

HALFTIME

Circle One

FINAL

TEAM STATISTICS

	COLO. STATE VISITORS	F.S.U. HOME TEAM
Score	0	21
First Downs	7	10
RUSHES-YARDS		
Rushing Yardage (Net)	60	96
Passing Yardage (Net)	62	133
*Return Yardage (Net)	0	44
Passes (Compl'd - Att'd - Had Intc'd)	3-11-0	5-13-0
Punts (Number - Average)	5-39.6	1-40
Fumbles Lost	1	1
Yards Penalized	75	20

*Return of Punts, Intercepted Passes and Fumbles (not kickoffs).

INDIVIDUAL LEADERS

COLORADO STATE VISITORS

RUSHING	Avg	Net Yards	For TD	Long Gain
WALLACE	8	38	-	7
SQUARE	7	3	-	7
JULIANA	7	11	-	6

PASSING	Att-Compl-Int.	Yds.	For TD
JUALINA	11-3-0	62	0

PASS RECEIVING	No.	Yards	For TD
MILLER	1	42	0
SQUARE	1	4	0
KENNEDY	1	16	0

PUNTING	No.	Avg.	Long Gain
HAINLEN	5	39.6	48

FLORIDA STATE HOME TEAM

RUSHING	Avg	Net Yards	For TD	Long Gain
MITCHELL	11	80	1	15
DAVISON	4	0	1	3
BROWN	5	16	-	4

PASSING	Att-Compl-Int.	Yds.	For TD
HUFF	13-5-0	133	1

PASS RECEIVING	No.	Yards	For TD
DAVISON	2	28	0
GOLDSMITH	1	30	-
SMITH	2	75	1

PUNTING	No.	Avg.	Long Gain
LUCKS	1	40	40

THIRD QUARTER

Colo. St. receives. FSU defends south. Askin kicks into end zone no return

CS 14:56

C20	1-10	Juliana pass to Miller for 7	
C27	2-3	Wallace up middle for 7	FIRST DOWN
C34	1-10	Wallace up middle for 3	
C37	2-7	Leonard at lt for 2	
C39	3-5	Juliana pass to Kennedy for 3	
Ch2	4-2	Hainlan punts to Snell on 23 fair catch	

FSU 12:39

F23	1-10	Mitchell off rg for 11	FIRST DOWN
F34	1-10	Huff pass int. for Smith incomplete(overthrown)	
F34	2-10	Mitchell on draw loses 4(Mulhaney)	
F30	3-14	FSU loses 5, illegal procedure	
F25	3-19	Mitchell on reverse gets 12	
F37	4-7	Loucks punts to Palmer fair catch on CS 23	

CS 10:56

C23	1-10	Wallace off lt for 7	
C30	2-3	Leonard at lg for 2	
C32	3-1	Wallace in middle for 3	FIRST DOWN
C35	1-10	Leonard on pitchout right for 1	
C36	2-9	Juliana xxx pass to Miller for 10	FIRST DOWN
Ch6	1-10	Wallace at lt for 2	
Ch8	2-8	Juliana pass int. for Miller incomplete(dropped)	
Ch8	3-8	Juliana pass int. for Miller incomplete	
Ch8	4-8	Hainlan punts xxx out of bounds on F39, FSU pen. 15, pers. foul	FIRST DOWN
F37	1-10	Wallace up middle for 14	FIRST DOWN
F23	1-10	Leonard at rt for 2	
F21	2-8	Leonard at le for 7	
F14	3-1	Juliana fumbles snap, Lang recovers for xxxxxxxxxxxx 3	FIRST DOWN
F11	1-10	Wallace gains x 4	
F7	2-6	Juliana bootleg left for 1	
F6	3-5	Square in middle for 2	
F4	4-3	Juliana keeps for loss of 1(Lewis)	

FSU 4:34

F5	1-10	Huff pass int. for Smith incomplete(overthrown)
F5	2-10	Mitchell in middle for 2
F7	3-8	Huff pass int. for Smith incomplete (overthrown)
F7	4-8	Loucks punts dea d on CS43

CS 3:33

Ch3	1-10	Juliana pass to Miller for 18	FIRST DOWN
F39	1-10	Leonard on pitchout right for 5	
F34	2-5	xxxxxx Leonard in middle for 2	
F32	3-2	Wallace up middle for 18	
F14	1-10	Wallace in middle for 2	FIRST DOWN
F12	2-8	Juliana pass int. for Miller incomplete(Lewis)	
F12	3-8	Juliana pass int. for Miller incomplete(McMillan)	
F12	4-8	Juliana pass intercepted by Lewis on 3, returns to Ch3	

FSU 0:33

Ch3	1-10	Colorado State panalized 15 yards, unsportsmanlike conduct
C28	1-10	Mitchell sweeps left for 1
C27	2-9	Quarter ends

FSU 21, Colo. St. 0

FOURTH QUARTER

FSU 15:00

C27 2-9 Huff pass to Allen for 15 FIRST DOWN
 C12 1-10 Davison off lg for 3
 C9 2-7 Huff pass int. for Allen incomplete(Smith) FSU gains 0 yards
 C9 3-7 Huff pass int. for Mitchell incomplete(Battle)
 C9 4-7 Askin 26 yard field goal is good .

FSU 24, Colo. St. 0 14:02 43 yards/6 plays

Askin kicks off to Miller on 2, returns to C16

CS 13:53

C16 1-10 Wallace in middle for 3
 C19 2-7 Leonard off rt for 6
 C25 3-1 Wallace in middle for 2 FIRST DOWN
 C27 1-10 Wallace up middle for 3
 C30 2-7 Leonard at re for 5
 C35 3-2 Leonard off lg for 5 FIRST DOWN
 C40 1-10 Juliana pass to Miller for 18 FIRST DOWN
 F42 1-10 Juliana pass int. for Miller incomplete(McGowan)
 F42 2-10 Juliana pass int. for Square incomplete(Passwaters pressure)
 F42 3-10 Juliana pass intercepted by Pounds, r turns to F43 from F35

FSU 10:07

F43 1-10 Huff pass to Parris for 9
 B48 2-1 Huff pass to Allen for 15 FIRST DOWN
 C33 1-10 Huff pass to Parris for 10 FIRST DOWN
 C23 1-10 Roberts on draw for 2
 C21 2-8 Huff pass to Parris for 7, but FSU pen. 15, holding
 C36 2-23 Huff pass to Parris for 12
 C24 3-11 Huff pass to Smith for 13-effort makes lat. FIRST DOWN
 C11 1-10 Huff pass to Smith for 11 and TOUCHDOWN FIRST DOWN
 Askin kick is no good

FSU 30, Colo. St. 0 6:41 57 yards/7 plays

Askin kicks off in end zone. no return

CS 6:41

C20 1-10 Juliana screen pass int. for Leonard incomplete. FSU offsides
 C25 1-5 Blackford no gain(Passwaters)
 C25 2-5 Juliana pass intercepted by Griffin on 32, returns to 27, FSU clips, minus 15
 FSU 5:50
 C44 1-10 Roberts turns right end for 3
 C41 2-7 Miller in middle for 1
 C40 3-6 Oreaire on draw for 11 FIRST DOWN
 C29 1-10 Miller in middle for 2
 C27 2-8 Oreaire picks up 2
 C25 3-6 Cadwell pass to J. Thomas for 24 yards and TOUCHDOWN FIRST DOWN
 Askin kick is good

FSU 37, Colo. St. 0 2:53 44 yards/6 plays

Askin kicks to Palmer on # 8, returns to 27

CS 2:47

C27 1-10 Juliana pass to Square for 18 FIRST DOWN
 C45 1-10 Juliana pass int. for Babich incomplete
 C45 2-10 Juliana pass to Miller for 23 FIRST DOWN
 C32 1-10 Blackford at rg for 4
 C28 2-6 Juliana pass to Square for 15 FIRST DOWN
 C13 1-10 Juliana pass int. for Miller incomplete in end zone(McGowan)
 C13 2-10 Juliana pass int. for Palmer incomplete(McGowan)
 C13 3-10 Juliana pass intercepted in end zone by Griffin

FSU 0:52

F20 1-10 Miller at lt for 3
 F23 2-7 Miller sweeps right for 1 as game ends

FSU 37, Colorado State 0

SCORING SUMMARY

	1	2	3	4	--	T
COLORADO STATE	0	0	0	0	--	0
FLORIDA STATE	7	14	0	16	--	37

Scoring:

FSU-- Smith 60-yd pass from Huff (Askin kick) 8:55

FSU-- Mitchell 2-yd run (Askin kick) 11:53

FSU-- Davison 3-yd run (Askin kick) 8:28

FSU-- Askin 26-yd. Fieldgoal 14:02

FSU-- Smith 11-yd pass from Huff (kick failed) 6:41

FSU-- Joe Thomas 25-yd. pass from Cadwell (Askin kick) 2:53

Florida State's last ~~xxxxxxxxxx~~ shutout was 24-0 over Wichita State in the first game of the 1969 season.

FLASH FOOTBALL STATS

Quick Halftime and After Game Reports of Vital Team Statistics and Individual Leaders
(Approved Wire Services Form)

HALFTIME



Circle One



FINAL

TEAM STATISTICS

	COLO. STATE VISITORS	F.S.U. HOME TEAM
Score	0	37
First Downs	20	18
Rushes-yards	54-179	34-146
Passing Yardage (Net)	174	243
*Return Yardage (Net)	—	109
Passes (Comp'd - Att'd - Had Int'd)	11-32-3	13-26-0
Punts (Number - Average)	6-38.8	3-43.3
Fumbles Lost	1	1
Yards Penalized	90	75

*Return of Punts, Intercepted Passes and Fumbles (not kickoffs).

INDIVIDUAL LEADERS

COLORADO STATE

VISITORS

RUSHING	Att'd	Net Yards	For TD	Long Gain
JULIANA	10	12	—	6
LEONARD	14	45	—	7
WALLACE	20	113	—	18

PASSING	Att-Comp-M.I.	Yds.	For TD
JULIANA	31-10-3	158	—
DRISCOLL	1-1--	16	—

PASS RECEIVING	No.	Yards	For TD
SQUARE	3	37	—
MILLER	6	118	—
KENNEDY	2	19	—

PUNTING	No.	Avg.	Long Gain
HAINLEN	6	38.8	48

FLORIDA STATE

HOME TEAM

RUSHING	Att'd	Net Yards	For TD	Long Gain
MITCHELL	16	102	1	15
DAVISON	5	3	1	3
BROWN	6	19	—	4

PASSING	Att-Comp-M.I.	Yds.	For TD
HUFF	25-12--	218	2
CADWELL	1-1--	25	1

PASS RECEIVING	No.	Yards	For TD
SMITH	4	99	2
THOMAS, J.	1	25	1
PARRIS	3	31	—

PUNTING	No.	Avg.	Long Gain
LOUCKS	3	43.3	50

FINAL INDIVIDUAL FOOTBALL STATISTICS

COLORADO STATE

VISITORS

RUSHING	Avg'd	Net Yards	For TD	Long Run
JULIANA	10	12	-	6
LEONARD	14	45	-	7
WALLACE	20	113	-	18
SQUARE	8	5	-	7
BLICKFELD	2	4	-	4

TOTALS 54 179 - -

PASSING	Att.-Compl.-H.I.	Yards	For TD	Long Pass
JULIANA	3-10	41	158	42
DRISCOLL	1-1	-	16	16

TOTALS 32-11-3 174 - -

PASS RECEIVING	No.	Yds.	For TD	Long Rec'n
MILLER	6	118	-	42
SQUARE	3	37	-	18
KENNEDY	2	19	-	16

TOTALS 11 174 - -

PUNTING	No.	Yards	Avg.	Long Punt
HAINLEN	6	233	38.8	48

TOTALS 6 233 38.8 48

ALL RETURNS	Punts No.	Yds.	Kickoffs No.	Yds.	Inter's No.	Yds.
PALMER	1	0	1	19	-	-
MILLER	-	-	2	22	-	-
BABICH	-	-	1	11	-	-

TOTALS 1 0 4 52 - -

FLORIDA STATE

HOME TEAM

RUSHING	Avg'd	Net Yards	For TD	Long Run
MITCHELL	16	102	1	15
DAVISON	5	3	1	3
BROWN	6	19	-	4
ROBERTS	1	2	-	2
MILLER	4	7	-	3
OKEAIR	2	13	-	11

TOTALS 34 146 2 -

PASSING	Att.-Compl.-H.I.	Yards	For TD	Long Pass
HUFF	25-12	-	218	60
CADWELL	1-1	-	25	25

TOTALS 26-13 - 243 3 -

PASS RECEIVING	No.	Yds.	For TD	Long Rec'n
DAVISON	2	28	-	21
SMITH	4	99	2	60
GOLDSMITH	1	30	-	30
ALLEN	2	30	-	15
PARKIS	3	31	-	12
THOMAS	1	25	1	25

TOTALS 13 243 3 -

PUNTING	No.	Yards	Avg.	Long Punt
LOUCKS LOUCKS	3	130	43.3	50

TOTALS 3 130 43.3 50

ALL RETURNS	Punts No.	Yds.	Kickoffs No.	Yds.	Inter's No.	Yds.
SNELL	3	44	-	-	-	-
McMILLAN	-	-	1	19	-	-
LEWIS	-	-	-	-	1	54
POUNDS	-	-	-	-	1	8
GRIFFIN	-	-	-	-	2	3

TOTALS 2 44 1 19 4 65

FLORIDA STATE vs. COLORADO STATE

Date OCTOBER 21, 1972

Stadium DONK CAMPBELL

Attendance

FINAL TEAM STATISTICS

	COLO. STATE VISITORS	F.S.U. HOME TEAM
Total First Downs	20	18
Rushing Yardage (Net)	179	146
Passing Yardage (Net)	174	243
Total Offense	353	389
Return Yardage	0	109
Passes Completed/Att'd/Had Int/	11-32-4	13-26-0
Passes Intercepted By	0	4
Number Punts/ Average	6-38.8	3-43.3
Fumbles/ Fumbles Lost	2-1	2-1
Total Yards Penalized	7-90	7-75
First Downs Rushing	12	6
First Downs Passing	7	10
First Downs Penalty	1	2
Yards Lost Rushing	20	11
Yards Interceptions Returned	0	65
Punts Blocked By	0	0
Number Punts Returned	1	3
Total Yards Punts Returned	0	44
Number Kickoffs Returned	4	1
Total Yards Kickoffs Returned	52	19
Total Rushing Plays	54	34
Total Plays	86	60