



**2010 Dr Pepper Atlantic Coast Conference
Football Championship Game**

FINAL GAME BOOK

FLORIDA STATE 33

VS.

VIRGINIA TECH 44

**Saturday, Dec. 4, 2010 • 7: 45 p.m.
Bank of America Stadium • Charlotte, N.C.**



Scoring Summary (Final)
2010 ACC Football Championship
#20 Florida State vs #11 Virginia Tech (Dec 04, 2010 at Charlotte, NC)



Florida State (9-4) vs. Virginia Tech (11-2)

Date: Dec 04, 2010 • Site: Charlotte, NC • Stadium: Bank of America Stdm

Attendance: 72379

Score by Quarters	1	2	3	4	Total
Florida State	10	7	7	9	33
Virginia Tech	14	7	14	9	44

Qtr	Time	Scoring Play	V-H
1st	11:43	FS - Hopkins, D. 32 yd field goal, 8-53 3:10	3 - 0
	08:05	VT - Gouveia-Winslow 24 yd interception return (Hazley, C kick)	3 - 7
	04:37	VT - Evans, D 9 yd run (Hazley, C kick), 3-65 1:11	3 - 14
	01:59	FS - Jones, T. 2 yd run (Hopkins, D. kick), 6-68 2:32	10 - 14
2nd	10:34	VT - Boykin, J 19 yd pass from Taylor, T (Hazley, C kick), 13-91 6:18	10 - 21
	05:48	FS - Jones, T. 6 yd run (Hopkins, D. kick), 10-78 4:40	17 - 21
3rd	11:29	VT - Coale, D 45 yd pass from Taylor, T (Hazley, C kick), 7-67 3:26	17 - 28
	04:43	VT - Wilson, D 21 yd pass from Taylor, T (Hazley, C kick), 9-61 4:44	17 - 35
	01:44	FS - Jones, T. 1 yd run (Hopkins, D. kick), 8-53 2:53	24 - 35
4th	11:29	VT - Taylor, T 5 yd run (Hazley, C kick blockd), 11-82 5:11	24 - 41
	11:29	FS - Bradham, N. PAT return	26 - 41
	06:58	VT - Hazley, C 43 yd field goal, 4-8 2:31	26 - 44
	00:07	FS - Thompson, C. 20 yd pass from Manuel, EJ (Hopkins, D. kick), 12-75 1:48	33 - 44

Kickoff time: 7:52 pm • End of Game: 11:13 pm • Total elapsed time: 3:21

Officials: Referee: Brad Allen; Umpire: Jim Hyson; Linesman: Art Hardin;

Line judge: Allen Andrick; Back judge: Pat Ryan; Field judge: Jeff Heaser;

Side judge: Darrell Harison; Scorer: Greg Campbell;

Temperature: 36 deg • Wind: E 4 mph • Weather: Showers



Team Statistics (Final)
2010 ACC Football Championship
#20 Florida State vs #11 Virginia Tech (Dec 04, 2010 at Charlotte, NC)



	FS	VT
FIRST DOWNS	19	21
Rushing	2	9
Passing	15	12
Penalty	2	0
NET YARDS RUSHING	53	179
Rushing Attempts	28	43
Average Per Rush	1.9	4.2
Rushing Touchdowns	3	2
Yards Gained Rushing	78	192
Yards Lost Rushing	25	13
NET YARDS PASSING	288	263
Completions-Attempts-Int	23-32-2	18-28-0
Average Per Attempt	9.0	9.4
Average Per Completion	12.5	14.6
Passing Touchdowns	1	3
TOTAL OFFENSE YARDS	341	442
Total offense plays	60	71
Average Gain Per Play	5.7	6.2
Fumbles: Number-Lost	2-0	0-0
Penalties: Number-Yards	0-0	4-36
PUNTS-YARDS	2-84	2-73
Average Yards Per Punt	42.0	36.5
Net Yards Per Punt	37.0	36.5
Inside 20	0	2
50+ Yards	0	0
Touchbacks	0	0
Fair catch	0	1
KICKOFFS-YARDS	5-336	8-518
Average Yards Per Kickoff	67.2	64.8
Net Yards Per Kickoff	45.2	39.4
Touchbacks	1	1
Punt returns: Number-Yards-TD	0-0-0	2-10-0
Average Per Return	0.0	5.0
Kickoff returns: Number-Yds-TD	7-183-0	4-90-0
Average Per Return	26.1	22.5
Interceptions: Number-Yds-TD	0-0-0	2-48-1
Fumble Returns: Number-Yds-TD	0-0-0	0-0-0
Miscellaneous Yards	0	0
Possession Time	24:59	35:01
1st Quarter	9:01	5:59
2nd Quarter	5:28	9:32
3rd Quarter	5:01	9:59
4th Quarter	5:29	9:31
Third-Down Conversions	6 of 12	13 of 18
Fourth-Down Conversions	1 of 3	1 of 2
Red-Zone Scores-Chances	5-5	3-3
Touchdowns	4-5	3-3
Field goals	1-5	0-3
Sacks By: Number-Yards	3-6	1-3
PAT Kicks	4-4	5-6
Field Goals	1-1	1-1



Individual Statistics (Final)
2010 ACC Football Championship
#20 Florida State vs #11 Virginia Tech (Dec 04, 2010 at Charlotte, NC)



Florida State

Rushing	No.	Gain	Loss	Net	TD	Lg	Avg
Jones, T.	6	24	0	24	3	9	4.0
Thompson, C.	8	15	3	12	0	4	1.5
Reed, B.	2	10	0	10	0	6	5.0
Manuel, EJ	11	29	20	9	0	9	0.8
TEAM	1	0	2	-2	0	0	-2.0
Totals	28	78	25	53	3	9	1.9

Passing	C-A-I	Yds	TD	Long	Sack
Manuel, EJ	23-31-2	288	1	34	1
TEAM	0-1-0	0	0	0	0
Totals	23-32-2	288	1	34	1

Receiving	No.	Yards	TD	Long
Easterling, T.	6	79	0	29
Thompson, C.	5	25	1	20
Haulstead, W.	3	73	0	34
Reed, B.	3	42	0	18
Smith, R.	3	28	0	12
Reliford, B.	2	27	0	15
Pryor, L.	1	14	0	14
Totals	23	288	1	34

Punting	No.	Yds	Avg	Long	In20	TB
Powell, S.	2	84	42.0	44	0	0
Totals	2	84	42.0	44	0	0

Returns	Punt			Kickoff			Intercept		
	No	Yds	Lg	No	Yds	Lg	No	Yds	Lg
Pryor, L.	0	0	0	1	14	14	0	0	0
Joyner, L.	0	0	0	4	112	42	0	0	0
Reid, G.	0	0	0	2	57	36	0	0	0
Totals	0	0	0	7	183	42	0	0	0

Field goals	Qtr	Time	Dist	Result
Hopkins, D.	1st	11:43	32 yards	Good

Kickoffs	No.	Yards	Avg	TB	OB
Hopkins, D.	5	336	67.2	1	0

All-purpose	Run	Rcv	KR	PR	IR	Total
Joyner, L.	0	0	112	0	0	112
Easterling, T.	0	79	0	0	0	79
Haulstead, W.	0	73	0	0	0	73
Reid, G.	0	0	57	0	0	57

Virginia Tech

Rushing	No.	Gain	Loss	Net	TD	Lg	Avg
Evans, D	6	69	0	69	1	51	11.5
Williams, R	11	49	4	45	0	14	4.1
Wilson, D	14	44	1	43	0	6	3.1
Taylor, T	11	30	6	24	1	12	2.2
Team	1	0	2	-2	0	0	-2.0
Totals	43	192	13	179	2	51	4.2

Passing	C-A-I	Yds	TD	Long	Sack
Taylor, T	18-28-0	263	3	46	3
Totals	18-28-0	263	3	46	3

Receiving	No.	Yards	TD	Long
Coale, D	6	143	1	46
Wilson, D	4	42	1	21
Boykin, J	3	35	1	19
Smith, A	2	23	0	14
Davis, M	2	15	0	9
Williams, R	1	5	0	5
Totals	18	263	3	46

Punting	No.	Yds	Avg	Long	In20	TB
Saunders, B	2	73	36.5	38	2	0
Totals	2	73	36.5	38	2	0

Returns	Punt			Kickoff			Intercept		
	No	Yds	Lg	No	Yds	Lg	No	Yds	Lg
Hosley, J	2	10	8	3	69	34	0	0	0
Wilson, D	0	0	0	1	21	21	0	0	0
Morgan, D	0	0	0	0	0	0	1	24	24
Gouveia-Winslow	0	0	0	0	0	0	1	24	24
Totals	2	10	8	4	90	34	2	48	24

Field goals	Qtr	Time	Dist	Result
Hazley, C	4th	06:58	43 yards	Good

Kickoffs	No.	Yards	Avg	TB	OB
Myer, J	8	518	64.8	1	0

All-purpose	Run	Rcv	KR	PR	IR	Total
Coale, D	0	143	0	0	0	143
Wilson, D	43	42	21	0	0	106
Hosley, J	0	0	69	10	0	79
Evans, D	69	0	0	0	0	69

FUMBLES: Florida State-Manuel, EJ 1-0; Pryor, L. 1-0. Virginia Tech-None.



Box Score (Final)
2010 ACC Football Championship
#20 Florida State vs #11 Virginia Tech (Dec 04, 2010 at Charlotte, NC)



Score by Quarters	1	2	3	4	Total
Florida State	10	7	7	9	33
Virginia Tech	14	7	14	9	44

Qtr Time Scoring play

1st	11:43	FS - Hopkins, D. 32 yd field goal, 8-53 3:10
	08:05	VT - Gouveia-Winslow 24 yd interception return (Hazley, C kick)
	04:37	VT - Evans, D 9 yd run (Hazley, C kick), 3-65 1:11
	01:59	FS - Jones, T. 2 yd run (Hopkins, D. kick), 6-68 2:32
2nd	10:34	VT - Boykin, J 19 yd pass from Taylor, T (Hazley, C kick), 13-91 6:18
	05:48	FS - Jones, T. 6 yd run (Hopkins, D. kick), 10-78 4:40
3rd	11:29	VT - Coale, D 45 yd pass from Taylor, T (Hazley, C kick), 7-67 3:26
	04:43	VT - Wilson, D 21 yd pass from Taylor, T (Hazley, C kick), 9-61 4:44
	01:44	FS - Jones, T. 1 yd run (Hopkins, D. kick), 8-53 2:53
4th	11:29	VT - Taylor, T 5 yd run (Hazley, C kick blocked), 11-82 5:11
	11:29	FS - Bradham, N. PAT return
	06:58	VT - Hazley, C 43 yd field goal, 4-8 2:31
	00:07	FS - Thompson, C. 20 yd pass from Manuel, EJ (Hopkins, D. kick), 12-75 1:48

	FS	VT
FIRST DOWNS	19	21
RUSHES-YARDS (NET)	28-53	43-179
PASSING YDS (NET)	288	263
Passes Att-Comp-Int	32-23-2	28-18-0
TOTAL OFFENSE PLAYS-YARDS	60-341	71-442
Fumble Returns-Yards	0-0	0-0
Punt Returns-Yards	0-0	2-10
Kickoff Returns-Yards	7-183	4-90
Interception Returns-Yards	0-0	2-48
Punts (Number-Avg)	2-42.0	2-36.5
Fumbles-Lost	2-0	0-0
Penalties-Yards	0-0	4-36
Possession Time	24:59	35:01
Third-Down Conversions	6 of 12	13 of 18
Fourth-Down Conversions	1 of 3	1 of 2
Red-Zone Scores-Chances	5-5	3-3
Sacks By: Number-Yards	3-6	1-3

RUSHING: Florida State-Jones, T. 6-24; Thompson, C. 8-12; Reed, B. 2-10; Manuel, EJ 11-9; TEAM 1-minus 2. Virginia Tech-Evans, D 6-69; Williams, R 11-45; Wilson, D 14-43; Taylor, T 11-24; Team 1-minus 2.

PASSING: Florida State-Manuel, EJ 23-31-2-288; TEAM 0-1-0-0. Virginia Tech-Taylor, T 18-28-0-263.

RECEIVING: Florida State-Easterling, T. 6-79; Thompson, C. 5-25; Haulstead, W. 3-73; Reed, B. 3-42; Smith, R. 3-28; Reliford, B. 2-27; Pryor, L. 1-14. Virginia Tech-Coale, D 6-143; Wilson, D 4-42; Boykin, J 3-35; Smith, A 2-23; Davis, M 2-15; Williams, R 1-5.

INTERCEPTIONS: Florida State-None. Virginia Tech-Morgan, D 1-24; Gouveia-Winslow 1-24.

FUMBLES: Florida State-Pryor, L. 1-0; Manuel, EJ 1-0. Virginia Tech-None.

Florida State (9-4) vs. Virginia Tech (11-2)

Date: Dec 04, 2010 • Site: Charlotte, NC • Stadium: Bank of America Stdm
Attendance: 72379

Kickoff time: 7:52 pm • End of Game: 11:13 pm • Total elapsed time: 3:21
Officials: Referee: Brad Allen; Umpire: Jim Hyson; Linesman: Art Hardin;
Line judge: Allen Andrick; Back judge: Pat Ryan; Field judge: Jeff Heaser;
Side judge: Darrell Harison; Scorer: Greg Campbell;
Temperature: 36 deg • Wind: E 4 mph • Weather: Showers

SACKS (UA-A): Florida State-Bradham, N. 1-0; Dawkins, E. 0-1; Jenkins, B. 1-0; White, M. 0-1.
Virginia Tech-Friday, S 1-0.

TACKLES (UA-A): Florida State-Moody, N. 6-6; Rhodes, X. 7-2; Smith, K. 3-5; Bradham, N. 4-3; White, M. 5-1; Jenkins, B. 3-2; Harris, M. 4-0; Dawkins, E. 1-3; Reid, G. 3-0; Alexander, M. 2-1; McDaniel, J. 0-3; Hicks, D. 1-1; Parks, T. 0-2; McCloud, A. 0-2; Reed, B. 1-0; Brooks, T. 1-0; Demps, G. 1-0; Werner, B. 0-1; McAllister, D. 0-1; Jones, C. 0-1. Virginia Tech-Whitley, E 9-0; Tyler, J 7-0; Gibson, Ly 3-2; Drager, C 3-1; Morgan, D 3-1; Exum, A 3-0; Friday, S 3-0; Edwards, T 2-0; Hopkins, A 2-0; Tweedy, A 1-1; Hosley, J 1-1; Gouveia-Winslow 0-2; Hopper, J 0-2; Brown, W 1-0; Myer, J 1-0; Scales, M 1-0; Fuller, K 1-0; Graves, J 1-0; Carmichael, R 1-0; Wilson, T 0-1; Collins, JR 0-1.

Florida State: 1-Harris, M., 3-Manuel, EJ, 4-Parks, T., 5-Reid, G., 6-Demps, G., 7-Ponder, C., 7J-Jones, C., 8-Easterling, T., 10-Moody, N., 13-Bradham, N., 16-Alexander, M., 18-Hopkins, D., 20-Joyner, L., 23-Thompson, C., 24-Pryor, L., 27-Rhodes, X., 29-Smith, K., 31-Brooks, T., 33-Jones, T., 45-Powell, S., 49-Jenkins, B., 58-Hicks, D., 82-Haulstead, W., 83-Reed, B., 84-Smith, R., 88-Reliford, B., 92-McCloud, A., 93-Dawkins, E., 95-Werner, B., 97-McAllister, D., 98-White, M., 99-McDaniel, J..

Virginia Tech: 1-Exum, A, 2-Morgan, D, 4-Wilson, D, 5-Taylor, T, 7-Davis, M, 15-Whitley, E, 17-Fuller, K, 19-Coale, D, 20-Hosley, J, 21-Carmichael, R, 24-Edwards, T, 26-Hopper, J, 28-Tweedy, A, 30-Saunders, B, 32-Evans, D, 33-Drager, C, 34-Williams, R, 39-Scales, M, 40-Brown, W, 42-Collins, JR, 43-Gouveia-Winslow, 44-Gibson, Ly, 48-Myer, J, 51-Taylor, B, 56-Hopkins, A, 58-Tyler, J, 66-Wilson, T, 81-Boykin, J, 82-Friday, S, 88-Smith, A, 91-Graves, J, 97-Hazley, C.



Defensive Statistics (Final)
2010 ACC Football Championship
#20 Florida State vs #11 Virginia Tech (Dec 04, 2010 at Charlotte, NC)



##	Florida State	Solo	Asst	Total	Sacks-Yds	TFL-Yds	FF	FR-Yds	Int-Yds	BrUp	Blks	QBH
10	Moody, N.	6	6	12	-	0.5-0	-	-	-	-	-	-
27	Rhodes, X.	7	2	9	-	-	-	-	-	1	-	-
29	Smith, K.	3	5	8	-	-	-	-	-	-	-	-
13	Bradham, N.	4	3	7	1.0-1	1.0-1	-	-	-	-	-	-
98	White, M.	5	1	6	0.5-2	1.5-6	-	-	-	-	-	-
49	Jenkins, B.	3	2	5	1.0-1	1.0-1	-	-	-	-	-	-
1	Harris, M.	4	0	4	-	-	-	-	-	1	-	-
93	Dawkins, E.	1	3	4	0.5-2	1.0-3	-	-	-	-	-	-
5	Reid, G.	3	0	3	-	-	-	-	-	1	-	-
16	Alexander, M.	2	1	3	-	-	-	-	-	-	-	-
99	McDaniel, J.	0	3	3	-	-	-	-	-	-	-	-
58	Hicks, D.	1	1	2	-	-	-	-	-	-	-	-
92	McCloud, A.	0	2	2	-	-	-	-	-	-	-	-
4	Parks, T.	0	2	2	-	-	-	-	-	1	-	-
6	Demps, G.	1	0	1	-	-	-	-	-	-	-	-
83	Reed, B.	1	0	1	-	-	-	-	-	-	-	-
31	Brooks, T.	1	0	1	-	-	-	-	-	-	-	-
97	McAllister, D.	0	1	1	-	-	-	-	-	-	-	-
95	Werner, B.	0	1	1	-	-	-	-	-	-	-	-
7J	Jones, C.	0	1	1	-	-	-	-	-	-	-	-
TM	TEAM	0	0	0	-	-	-	-	-	-	1	-
Totals		42	34	76	3.0-6	5.0-11	0	0-0	0-0	4	1	0

##	Virginia Tech	Solo	Asst	Total	Sacks-Yds	TFL-Yds	FF	FR-Yds	Int-Yds	BrUp	Blks	QBH
15	Whitley, E	9	0	9	-	1.0-3	-	-	-	2	-	-
58	Tyler, J	7	0	7	-	3.0-5	-	-	-	-	-	-
44	Gibson, Ly	3	2	5	-	0.5-1	-	-	-	-	-	-
33	Drager, C	3	1	4	-	1.5-2	-	-	-	-	-	-
2	Morgan, D	3	1	4	-	-	-	-	1-24	-	-	-
82	Friday, S	3	0	3	1.0-3	1.0-3	-	-	-	-	-	-
1	Exum, A	3	0	3	-	-	-	-	-	-	-	-
56	Hopkins, A	2	0	2	-	-	-	-	-	-	-	-
24	Edwards, T	2	0	2	-	-	-	-	-	-	-	-
20	Hosley, J	1	1	2	-	-	-	-	-	-	-	-
28	Tweedy, A	1	1	2	-	-	-	-	-	-	-	-
43	Gouveia-Winslow	0	2	2	-	-	-	-	1-24	-	-	-
26	Hopper, J	0	2	2	-	-	-	-	-	-	-	-
39	Scales, M	1	0	1	-	-	-	-	-	-	-	-
17	Fuller, K	1	0	1	-	-	-	-	-	-	-	-
48	Myer, J	1	0	1	-	-	-	-	-	-	-	-
91	Graves, J	1	0	1	-	-	-	-	-	-	-	-
21	Carmichael, R	1	0	1	-	-	-	-	-	-	-	-
40	Brown, W	1	0	1	-	-	-	-	-	-	-	-
42	Collins, JR	0	1	1	-	-	-	-	-	-	-	-
66	Wilson, T	0	1	1	-	-	-	-	-	-	-	-
51	Taylor, B	0	0	0	-	-	-	-	-	1	-	-
Totals		43	12	55	1.0-3	7.0-14	0	0-0	2-48	3	0	0



Drive Chart (By Team) (Final)
2010 ACC Football Championship
#20 Florida State vs #11 Virginia Tech (Dec 04, 2010 at Charlotte, NC)



Team	Qtr	Drive Started			Drive Ended			Consumed	
		Spot	Time	Obtained	Spot	Time	How lost	Pl - Yds	TOP
FS	1st	F33	14:53	Kickoff	V14	11:43	*FIELD GOAL	8 - 53	3:10
FS		F16	08:54	Punt	F20	08:05	Interception	2 - 4	0:49
FS		F20	08:05	Kickoff	F23	05:48	Punt	3 - 3	2:17
FS		F32	04:31	Kickoff	V00	01:59	*TOUCHDOWN	6 - 68	2:32
FS	2nd	F22	10:28	Kickoff	V00	05:48	*TOUCHDOWN	10 - 78	4:40
FS		F14	00:42	Punt	F12	00:00	End of half	1 - (2)	0:42
FS	3rd	F23	11:24	Kickoff	F29	09:27	Punt	3 - 6	1:57
FS		F47	04:37	Kickoff	V00	01:44	*TOUCHDOWN	8 - 53	2:53
FS	4th	F32	11:22	Kickoff	F48	09:29	Interception	4 - 16	1:53
FS		F36	06:50	Kickoff	F45	05:17	Downs	4 - 9	1:33
FS		F25	01:55	Downs	V00	00:07	*TOUCHDOWN	12 - 75	1:48

Florida State	1st Qtr	2nd Qtr	3rd Qtr	4th Qtr	1st Half	2nd Half	Total
Time of possession	09:01	05:28	05:01	05:29	14:29	10:30	24:59
3rd down conversions	2-4	2-2	1-2	1-4	4-6	2-6	6-12
Average field position	F25	F18	F35	F31	F22	F32	F27
4th down conversions	0-0	0-0	0-0	1-3	0-0	1-3	1-3

Team	Qtr	Drive Started			Drive Ended			Consumed	
		Spot	Time	Obtained	Spot	Time	How lost	Pl - Yds	TOP
VT	1st	V20	11:43	Kickoff	V47	08:54	Punt	7 - 27	2:49
VT		F24	08:05	Interception	F24	08:05	*TOUCHDOWN	0 - 0	0:00
VT		V35	05:48	Punt	F00	04:37	*TOUCHDOWN	3 - 65	1:11
VT		V09	01:52	Kickoff	F00	10:34	*TOUCHDOWN	13 - 91	6:18
VT	2nd	V35	05:40	Kickoff	F48	00:42	Punt	9 - 17	4:58
VT	3rd	V33	14:55	Kickoff	F00	11:29	*TOUCHDOWN	7 - 67	3:26
VT		V39	09:27	Punt	F00	04:43	*TOUCHDOWN	9 - 61	4:44
VT		V18	01:40	Kickoff	F00	11:29	*TOUCHDOWN	11 - 82	5:11
VT	4th	F34	09:29	Interception	F26	06:58	*FIELD GOAL	4 - 8	2:31
VT		F45	05:17	Downs	F24	01:55	Downs	8 - 21	3:22
VT		F42	00:05	Kickoff	F44	00:00	End of half	1 - (2)	0:05

Virginia Tech	1st Qtr	2nd Qtr	3rd Qtr	4th Qtr	1st Half	2nd Half	Total
Time of possession	05:59	09:32	09:59	09:31	15:31	19:30	35:01
3rd down conversions	1-2	5-6	5-5	2-5	6-8	7-10	13-18
Average field position	V21	V35	V30	F41	V24	V44	V36
4th down conversions	0-0	0-0	0-0	1-2	0-0	1-2	1-2



Drive Chart (By Quarter) (Final)
2010 ACC Football Championship
#20 Florida State vs #11 Virginia Tech (Dec 04, 2010 at Charlotte, NC)

Team	Qtr	Drive Started			Drive Ended			Consumed	
		Spot	Time	Obtained	Spot	Time	How lost	Pl - Yds	TOP
FS	1st	F33	14:53	Kickoff	V14	11:43	*FIELD GOAL	8 - 53	3:10
VT		V20	11:43	Kickoff	V47	08:54	Punt	7 - 27	2:49
FS		F16	08:54	Punt	F20	08:05	Interception	2 - 4	0:49
VT		F24	08:05	Interception	F24	08:05	*TOUCHDOWN	0 - 0	0:00
FS		F20	08:05	Kickoff	F23	05:48	Punt	3 - 3	2:17
VT		V35	05:48	Punt	F00	04:37	*TOUCHDOWN	3 - 65	1:11
FS		F32	04:31	Kickoff	V00	01:59	*TOUCHDOWN	6 - 68	2:32
VT		V09	01:52	Kickoff	F00	10:34	*TOUCHDOWN	13 - 91	6:18
FS		F22	10:28	Kickoff	V00	05:48	*TOUCHDOWN	10 - 78	4:40
VT	2nd	V35	05:40	Kickoff	F48	00:42	Punt	9 - 17	4:58
FS		F14	00:42	Punt	F12	00:00	End of half	1 - (2)	0:42
VT		V33	14:55	Kickoff	F00	11:29	*TOUCHDOWN	7 - 67	3:26
FS	3rd	F23	11:24	Kickoff	F29	09:27	Punt	3 - 6	1:57
VT		V39	09:27	Punt	F00	04:43	*TOUCHDOWN	9 - 61	4:44
FS		F47	04:37	Kickoff	V00	01:44	*TOUCHDOWN	8 - 53	2:53
VT		V18	01:40	Kickoff	F00	11:29	*TOUCHDOWN	11 - 82	5:11
FS	4th	F32	11:22	Kickoff	F48	09:29	Interception	4 - 16	1:53
VT		F34	09:29	Interception	F26	06:58	*FIELD GOAL	4 - 8	2:31
FS		F36	06:50	Kickoff	F45	05:17	Downs	4 - 9	1:33
VT		F45	05:17	Downs	F24	01:55	Downs	8 - 21	3:22
FS		F25	01:55	Downs	V00	00:07	*TOUCHDOWN	12 - 75	1:48
VT		F42	00:05	Kickoff	F44	00:00	End of half	1 - (2)	0:05



Play-by-Play Summary (1st quarter) **#20 Florida State vs #11 Virginia Tech (Dec 04, 2010 at Charlotte, NC)**



FSU Captains: #7 C.Ponder, #15 O.Jenije, #29 K.Smith

VT Captains: #2 D.Morgan, #5 T.Taylor, #88 A.Smith, #91 J.Graves

VT wins the toss, defers. FSU will receive and attack the west end.

1-10 FS 30 VT ball on VT30.

1-10 VT 30 Start of 1st quarter, clock 15:00.

Myer, J kickoff 51 yards to the FS19, Pryor, L. return 14 yards to the FS33, fumble by Pryor, L. recovered by FS Pryor, L. at FS33 (Tweedy, A).

FLORIDA STATE drive start at 14:53.

1-10 FS 33 Manuel, EJ pass complete to Easterling, T. for 29 yards to the VT38, 1ST DOWN FS (Exum, A). P1

1-10 VT 38 Manuel, EJ pass incomplete to Easterling, T. (Whitley, E).

2-10 VT 38 Thompson, C. rush for 4 yards to the VT34 (Gouveia-Winslow;Morgan, D).

3-6 VT 34 Manuel, EJ pass complete to Smith, R. for 12 yards to the VT22, 1ST DOWN FS (Whitley, E). P2

1-10 VT 22 Thompson, C. rush for 1 yard to the VT21 (Drager, C).

2-9 VT 21 Manuel, EJ rush for 7 yards to the VT14 (Gibson, Ly;Hosley, J).

3-2 VT 14 Manuel, EJ pass incomplete to Easterling, T. (Whitley, E).

4-2 VT 14 Timeout Virginia Tech, clock 11:48.

4-2 VT 14 Hopkins, D. field goal attempt from 32 GOOD, clock 11:43.

Florida State 3, Virginia Tech 0

8 plays, 53 yards, 3:10

Hopkins, D. kickoff 70 yards to the VT0, touchback.

VIRGINIA TECH drive start at 11:43.

1-10 VT 20 Taylor, T pass incomplete to Boykin, J.

2-10 VT 20 Williams, R rush for 8 yards to the VT28 (Jenkins, B.;Moody, N.).

3-2 VT 28 Williams, R rush for 9 yards to the VT37, 1ST DOWN VT (McCloud, A.;Parks, T.). R1

1-10 VT 37 Williams, R rush for 14 yards to the FS49, 1ST DOWN VT, out-of-bounds (Rhodes, X.). R2

1-10 FS 49 Taylor, T pass incomplete to Boykin, J (Rhodes, X.).

2-10 FS 49 Williams, R rush for loss of 4 yards to the VT47 (White, M.).

3-14 VT 47 Taylor, T pass incomplete to Davis, M.

4-14 VT 47 Saunders, B punt 38 yards to the FS15, fair catch by Reid, G..

7 plays, 27 yards, 2:49

FLORIDA STATE drive start at 08:54.

1-10 FS 15 FS ball on FS16.

1-10 FS 16 Thompson, C. rush for 4 yards to the FS20 (Gibson, Ly).

2-6 FS 20 Manuel, EJ pass intercepted by Gouveia-Winslow at the FS24, Gouveia-Winslow return 0 yards to the FS24, Gouveia-Winslow for 24 yards to the FS0, TOUCHDOWN, clock 08:05 (Taylor, B).

2 plays, 4 yards, 0:49

1-G FS 03 Hazley, C kick attempt good.

Virginia Tech 7, Florida State 3

Myer, J kickoff 70 yards to the FS0, touchback.

FLORIDA STATE drive start at 08:05.

1-10 FS 20 Thompson, C. rush for 2 yards to the FS22 (Friday, S).

2-8 FS 22 Manuel, EJ sacked for loss of 3 yards to the FS19 (Friday, S).

3-11 FS 19 Manuel, EJ rush for 4 yards to the FS23 (Gibson, Ly).

4-7 FS 23 Powell, S. punt 44 yards to the VT33, Hosley, J return 2 yards to the VT35 (Alexander, M.).

3 plays, 3 yards, 2:17

VIRGINIA TECH drive start at 05:48.

1-10 VT 35 Taylor, T pass complete to Williams, R for 5 yards to the VT40 (Moody, N.).

2-5 VT 40 Evans, D rush for 51 yards to the FS9, 1ST DOWN VT, out-of-bounds (Alexander, M.). R3

1-G FS 09 Evans, D rush for 9 yards to the FS0, TOUCHDOWN, clock 04:37.

1-G FS 03 Hazley, C kick attempt good.

Virginia Tech 14, Florida State 3

3 plays, 65 yards, 1:17

Myer, J kickoff 59 yards to the FS11, Reid, G. return 21 yards to the FS32 (Wilson, T;Tweedy, A).

FLORIDA STATE drive start at 04:31.

1-10 FS 32 Reed, B. rush for 6 yards to the FS38 (Fuller, K).

2-4 FS 38 Thompson, C. rush for loss of 1 yard to the FS37 (Tyler, J).

3-5 FS 37 Manuel, EJ pass complete to Easterling, T. for 6 yards to the FS43, 1ST DOWN FS (Whitley, E). P3

1-10 FS 43 Manuel, EJ pass complete to Easterling, T. for 21 yards to the VT36, 1ST DOWN FS, out-of-bounds (Exum, A). P4

1-10 VT 36 Manuel, EJ pass complete to Haulstead, W. for 34 yards to the VT2, 1ST DOWN FS. P5

1-G VT 02 Jones, T. rush for 2 yards to the VT0, TOUCHDOWN, clock 01:59.

1-G VT 03 Hopkins, D. kick attempt good.

Virginia Tech 14, Florida State 10

6 plays, 68 yards, 2:39



Play-by-Play Summary (1st quarter)
#20 Florida State vs #11 Virginia Tech (Dec 04, 2010 at Charlotte, NC)



Hopkins, D. kickoff 69 yards to the VT1, Hosley, J return 17 yards to the VT18 (Harris, M.), PENALTY VT illegal block (Gouveia-Winslow) 9 yards to the VT9, 1st and 10, VT ball on VT9.

VIRGINIA TECH drive start at 01:52.

1-10 VT 09 Taylor, T pass complete to Wilson, D for 7 yards to the VT16 (Bradham, N.).
2-3 VT 16 Wilson, D rush for 4 yards to the VT20, 1ST DOWN VT (Smith, K.).
1-10 VT 20 Taylor, T pass incomplete to Davis, M (Reid, G.).
2-10 VT 20 Wilson, D rush for 1 yard to the VT21 (McCloud, A.; Jenkins, B.).

R4

END OF 1st QUARTER: Virginia Tech 14, Florida State 10

Quarter Summary	Score	Time Poss	1st Downs				Conversions		Rushing	Passing	Penalties
			R	P	X	T	3rd	4th			
Florida State	10	08:55	0	5	0	5	2-4	0-0	10-26	5-8-1-102	0-0
Virginia Tech	14	05:58	4	0	0	4	1-2	0-0	8-92	2-6-0-12	1-9



Quickie Statistics (1st quarter)

#20 Florida State vs #11 Virginia Tech (Dec 04, 2010 at Charlotte, NC)



	FS	VT
Score	10	14
FIRST DOWNS	5	4
RUSHES-YARDS (NET)	10-26	8-92
PASSING YDS (NET)	102	12
Passes Att-Comp-Int	8-5-1	6-2-0
TOTAL OFFENSE PLAYS-YARDS	18-128	14-104
Fumble Returns-Yards	0-0	0-0
Punt Returns-Yards	0-0	1-2
Kickoff Returns-Yards	2-35	1-17
Interception Returns-Yards	0-0	1-24
Punts (Number-Avg)	1-44.0	1-38.0
Fumbles-Lost	1-0	0-0
Penalties-Yards	0-0	1-9
Possession Time	09:01	05:59
Third-Down Conversions	2 of 4	1 of 2
Fourth-Down Conversions	0 of 0	0 of 0
Red-Zone Scores-Chances	2-2	1-1

Florida State

Rushing	No.	Gain	Loss	Net	TD	Lg	Avg
Thompson, C.	5	11	1	10	0	4	2.0
Manuel, EJ	3	11	3	8	0	7	2.7
Reed, B.	1	6	0	6	0	6	6.0
Jones, T.	1	2	0	2	1	2	2.0

Passing	C-A-I	Yds	TD	Long	Sack
Manuel, EJ	5-8-1	102	0	34	1

Receiving	No.	Yards	TD	Long
Easterling, T.	3	56	0	29
Haulstead, W.	1	34	0	34
Smith, R.	1	12	0	12

Punting	No.	Yds	Avg	Long	In20	TB
Powell, S.	1	44	44.0	44	0	0

Punt Returns	No.	Yards	TD	Long
---------------------	-----	-------	----	------

Kick Returns	No.	Yards	TD	Long
Reid, G.	1	21	0	21
Pryor, L.	1	14	0	14

Tackles	UA-A	Total	Sacks	TFL
Alexander, M.	2-0	2	0.0	0.0
Moody, N.	1-1	2	0.0	0.0
McCloud, A.	0-2	2	0.0	0.0
Jenkins, B.	0-2	2	0.0	0.0

Virginia Tech

Rushing	No.	Gain	Loss	Net	TD	Lg	Avg
Evans, D	2	60	0	60	1	51	30.0
Williams, R	4	31	4	27	0	14	6.8
Wilson, D	2	5	0	5	0	4	2.5

Passing	C-A-I	Yds	TD	Long	Sack
Taylor, T	2-6-0	12	0	7	0

Receiving	No.	Yards	TD	Long
Wilson, D	1	7	0	7
Williams, R	1	5	0	5

Punting	No.	Yds	Avg	Long	In20	TB
Saunders, B	1	38	38.0	38	1	0

Punt Returns	No.	Yards	TD	Long
Hosley, J	1	2	0	2

Kick Returns	No.	Yards	TD	Long
Hosley, J	1	17	0	17

Tackles	UA-A	Total	Sacks	TFL
Gibson, Ly	2-1	3	0.0	0.0
Whitley, E	2-0	2	0.0	0.0
Exum, A	2-0	2	0.0	0.0
Friday, S	2-0	2	1.0	1.0

Qtr	Time	Scoring Play	V-H
1st	11:43	FS - Hopkins, D. 32 yd field goal, 8-53 3:10	3 - 0
	08:05	VT - Gouveia-Winslow 24 yd interception return (Hazley, C kick)	3 - 7
	04:37	VT - Evans, D 9 yd run (Hazley, C kick), 3-65 1:11	3 - 14
	01:59	FS - Jones, T. 2 yd run (Hopkins, D. kick), 6-68 2:32	10 - 14



Play-by-Play Summary (2nd quarter)

#20 Florida State vs #11 Virginia Tech (Dec 04, 2010 at Charlotte, NC)



3-9	VT 21	Start of 2nd quarter, clock 15:00.	
3-9	VT 21	Taylor, T pass complete to Coale, D for 28 yards to the VT49, 1ST DOWN VT (Jenkins, B.).	P5
1-10	VT 49	Wilson, D rush for 3 yards to the FS48 (Smith, K.).	
2-7	FS 48	Taylor, T pass complete to Boykin, J for 8 yards to the FS40, 1ST DOWN VT (Rhodes, X.).	P6
1-10	FS 40	Taylor, T pass complete to Davis, M for 6 yards to the FS34 (Reid, G.).	
2-4	FS 34	Taylor, T pass incomplete to Smith, A (Parks, T.).	
3-4	FS 34	Taylor, T pass complete to Wilson, D for 10 yards to the FS24, 1ST DOWN VT (Rhodes, X.;Smith, K.).	P7
1-10	FS 24	Wilson, D rush for 6 yards to the FS18 (Parks, T.;Moody, N.).	
2-4	FS 18	Wilson, D rush for loss of 1 yard to the FS19 (Dawkins, E.;Moody, N.).	
3-5	FS 19	Taylor, T pass complete to Boykin, J for 19 yards to the FS0, 1ST DOWN VT, TOUCHDOWN, clock 10:34.	P8
1-G	FS 03	Hazley, C kick attempt good.	

Virginia Tech 21, Florida State 10

13 plays, 91 yards, 6:24

Myer, J kickoff 70 yards to the FS0, Joyner, L. return 22 yards to the FS22 (Tyler, J.).

FLORIDA STATE drive start at 10:28.

1-10	FS 22	Manuel, EJ pass complete to Reliford, B. for 12 yards to the FS34, 1ST DOWN FS (Whitley, E).	P6
1-10	FS 34	Manuel, EJ pass incomplete to Smith, R..	
2-10	FS 34	Timeout Florida State, clock 09:52.	
2-10	FS 34	Reed, B. rush for 4 yards to the FS38 (Hopkins, A).	
3-6	FS 38	Manuel, EJ pass complete to Haulstead, W. for 14 yards to the VT48, 1ST DOWN FS (Exum, A).	P7
1-10	VT 48	Manuel, EJ rush for loss of 1 yard to the VT49 (Gibson, Ly;Drager, C).	
2-11	VT 49	Thompson, C. rush for 4 yards to the VT45, out-of-bounds (Gibson, Ly).	
3-7	VT 45	Manuel, EJ pass complete to Haulstead, W. for 25 yards to the VT20, 1ST DOWN FS (Morgan, D).	P8
1-10	VT 20	Jones, T. rush for 9 yards to the VT11.	
2-1	VT 11	Jones, T. rush for 5 yards to the VT6, 1ST DOWN FS (Hopkins, A).	R9
1-G	VT 06	Jones, T. rush for 6 yards to the VT0, TOUCHDOWN, clock 05:48.	

Previous play is under review.

After review, ruling on the field stands. Touchdown Florida State.

1-G VT 03 Hopkins, D. kick attempt good.

Virginia Tech 21, Florida State 17

10 plays, 78 yards, 4:48

Hopkins, D. kickoff 69 yards to the VT1, Hosley, J return 34 yards to the VT35 (Demps, G.).

VIRGINIA TECH drive start at 05:40.

1-10	VT 35	Taylor, T pass complete to Coale, D for 6 yards to the VT41, out-of-bounds.	
2-4	VT 41	Williams, R rush for 3 yards to the VT44, out-of-bounds (Moody, N.).	
3-1	VT 44	Taylor, T rush for 2 yards to the VT46, 1ST DOWN VT (Smith, K.;McDaniel, J.).	R9
1-10	VT 46	Taylor, T pass complete to Coale, D for 4 yards to the 50 yardline, out-of-bounds (Bradham, N.).	
2-6	VT 50	Williams, R rush for 5 yards to the FS45 (White, M.).	
3-1	FS 45	Taylor, T rush for 1 yard to the FS44, 1ST DOWN VT (Jenkins, B.).	R10
1-10	FS 44	Taylor, T sacked for loss of 1 yard to the FS45 (Bradham, N.).	
2-11	FS 45	Williams, R rush for 1 yard to the FS44 (McDaniel, J.;Bradham, N.).	
3-10	FS 44	Taylor, T sacked for loss of 4 yards to the FS48 (White, M.;Dawkins, E.).	
4-14	FS 48	Saunders, B punt 35 yards to the FS13, out-of-bounds.	

9 plays, 17 yards, 4:58

FLORIDA STATE drive start at 00:42.

1-10	FS 13	FS ball on FS14.	
1-10	FS 14	TEAM rush for loss of 2 yards to the FS12.	
End of half, clock 00:00.			

1 play, minus 2 yards, 0:42

Quarter Summary	Score	Time Poss	R	1st Downs P X T	Conversions 3rd 4th	Rushing	Passing	Penalties
Florida State	7	05:30	0	5 0 5	2-4 0-0	10-26	5-8-1-102	0-0
Virginia Tech	7	09:30	4	0 0 4	1-2 0-0	8-92	2-6-0-12	1-9



Quickie Statistics (Halftime)

#20 Florida State vs #11 Virginia Tech (Dec 04, 2010 at Charlotte, NC)



	FS	VT
Score	17	21
FIRST DOWNS	9	10
RUSHES-YARDS (NET)	17-51	18-107
PASSING YDS (NET)	153	93
Passes Att-Comp-Int	12-8-1	14-9-0
TOTAL OFFENSE PLAYS-YARDS	29-204	32-200
Fumble Returns-Yards	0-0	0-0
Punt Returns-Yards	0-0	1-2
Kickoff Returns-Yards	3-57	2-51
Interception Returns-Yards	0-0	1-24
Punts (Number-Avg)	1-44.0	2-36.5
Fumbles-Lost	1-0	0-0
Penalties-Yards	0-0	1-9
Possession Time	14:29	15:31
Third-Down Conversions	4 of 6	6 of 8
Fourth-Down Conversions	0 of 0	0 of 0
Red-Zone Scores-Chances	3-3	2-2

Florida State

Rushing	No.	Gain	Loss	Net	TD	Lg	Avg
Jones, T.	4	22	0	22	2	9	5.5
Thompson, C.	6	15	1	14	0	4	2.3
Reed, B.	2	10	0	10	0	6	5.0
Manuel, EJ	4	11	4	7	0	7	1.8

Passing	C-A-I	Yds	TD	Long	Sack
Manuel, EJ	8-12-1	153	0	34	1

Receiving	No.	Yards	TD	Long
Haulstead, W.	3	73	0	34
Easterling, T.	3	56	0	29
Reliford, B.	1	12	0	12
Smith, R.	1	12	0	12

Punting	No.	Yds	Avg	Long	In20	TB
Powell, S.	1	44	44.0	44	0	0

Punt Returns	No.	Yards	TD	Long
---------------------	-----	-------	----	------

Kick Returns	No.	Yards	TD	Long
Pryor, L.	1	14	0	14
Reid, G.	1	21	0	21

Tackles	UA-A	Total	Sacks	TFL
Moody, N.	2-3	5	0.0	0.5
Bradham, N.	3-1	4	1.0	1.0
Smith, K.	2-2	4	0.0	0.0
Jenkins, B.	2-2	4	0.0	0.0

Virginia Tech

Rushing	No.	Gain	Loss	Net	TD	Lg	Avg
Evans, D	2	60	0	60	1	51	30.0
Williams, R	7	40	4	36	0	14	5.1
Wilson, D	5	14	1	13	0	6	2.6
Taylor, T	4	3	5	-2	0	2	-0.5

Passing	C-A-I	Yds	TD	Long	Sack
Taylor, T	9-14-0	93	1	28	2

Receiving	No.	Yards	TD	Long
Coale, D	3	38	0	28
Boykin, J	2	27	1	19
Wilson, D	2	17	0	10
Davis, M	1	6	0	6

Punting	No.	Yds	Avg	Long	In20	TB
Saunders, B	2	73	36.5	38	2	0

Punt Returns	No.	Yards	TD	Long
Hosley, J	1	2	0	2

Kick Returns	No.	Yards	TD	Long
Hosley, J	2	51	0	34

Tackles	UA-A	Total	Sacks	TFL
Gibson, Ly	3-2	5	0.0	0.5
Whitley, E	3-0	3	0.0	0.0
Exum, A	3-0	3	0.0	0.0
Friday, S	2-0	2	1.0	1.0

Qtr	Time	Scoring Play	V-H
1st	11:43	FS - Hopkins, D. 32 yd field goal, 8-53 3:10	3-0
	08:05	VT - Gouveia-Winslow 24 yd interception return (Hazley, C kick)	3-7
	04:37	VT - Evans, D 9 yd run (Hazley, C kick), 3-65 1:11	3-14
	01:59	FS - Jones, T. 2 yd run (Hopkins, D. kick), 6-68 2:32	10-14
2nd	10:34	VT - Boykin, J 19 yd pass from Taylor, T (Hazley, C kick), 13-91 6:18	10-21
	05:48	FS - Jones, T. 6 yd run (Hopkins, D. kick), 10-78 4:40	17-21

Virginia Tech Halftime Notes
vs. Florida State • Dec. 4, 2010
ACC Championship

- When Florida State scored on its opening drive, it marked the eighth time this season in 13 games the Hokies have fallen behind.
- Jeron Gouveia-Winslow recorded his second career interception (Boston College) and first career touchdown in the first quarter. He becomes the 80th different player on defense or special teams to score a touchdown in head coach Frank Beamer's 294 games. It was the 129th touchdown via defense or special teams under Beamer (82nd TD by the defense; 54th via interception). It was the second interception return for a score this season by Tech (Rashad Carmichael vs. ECU).
- Defensive end Steven Friday, a second-team All-ACC pick, recorded his 8 1/2th sack of the season in the first quarter.
- Darren Evans' 51-yard run was his second-longest of the season (54 at NC State). He later scored on a 9-yard touchdown on the drive. Evans also scored a touchdown in the 2008 ACC Championship Game against Boston College.
- Junior Jarrett Boykin, playing in his hometown, now has 117 career receptions, just 10 away from a new school record (Ernest Wilford, 126). He caught his sixth touchdown pass of the season in the second quarter.
- Tyrod Taylor threw his 21st touchdown pass of the season in the second quarter, tying him with Bryan Randall (2004) for the second-most touchdown passes in a season in school history. He is one away from tying the record of 22 set by Maurice DeShazo in 1993.

FLORIDA STATE

 **SEMINOLES.COM** the official source for Seminole athletics

FLORIDA STATE GAME NOTES
2010 ACC CHAMPIONSHIP GAME
DECEMBER 4, 2010
BANK OF AMERICA STADIUM, CHARLOTTE, N.C.

TONIGHT'S GAME CAPTAINS

The Seminoles' game captains for the 2010 ACC Championship game are senior quarterback Christian Ponder, senior defensive back Ochuko Jeniji and senior linebacker Kendall Smith.

MANUEL STARTS AT QUARTERBACK FOR FLORIDA STATE

Sophomore quarterback EJ Manuel made the fifth start of his career and his second of the 2010 season in tonight's ACC Championship game. His first start of the 2010 season came for the injured Christian Ponder – a 16-13 win over Clemson on Nov. 13. He started four games last season (all in relief of an injured Ponder) and finished with a 3-1 record in 2009. Three of Manuel's four wins have essentially come in "elimination" games with his victories over Wake Forest and Maryland in 2009 keeping Florida State's hopes of becoming bowl eligible alive and his win over Clemson in 2010 allowing the Seminoles to keep their hopes of reaching the ACC Championship alive.

Manuel's Starts

Date	Opponent	Outcome
Nov. 14, 2009	vs. Wake Forest	W, 41-28
Nov. 21, 2009	vs. Maryland	W, 29-26
Nov. 28, 2009	vs. Florida	L, 10-37
Jan. 1, 2010	vs. West Virginia	W, 33-21 (named MVP of Gator Bowl)
Nov. 13, 2010	vs. Clemson	W, 16-13
Dec. 4, 2010	vs. Virginia Tech	

MANUEL NEARS CAREER HIGH FOR PASSING YARDS

Sophomore quarterback EJ Manuel completed eight of 12 passes for 153 yards in the first half of tonight's game. His career high for passing yards in a single game is 220 against Wake Forest on Nov. 14, 2009. Florida State won that game in his first career start 41-28.

EASTERLING EXTENDS CATCH STREAK TO 23 GAMES

Junior wide receiver Taiwan Easterling caught the first pass of the game from quarterback EJ Manuel to extend his consecutive games streak with at least one catch to 23 games – he has caught at least one pass in every Florida State game since Sept. 26, 2009 against USF.

MCMAHON EXTENDS CAREER STARTS RECORD

Senior center Ryan McMahon started his school record 52nd consecutive game against Virginia Tech in the 2010 ACC Championship game. He has started every

game of his career since appearing in his first career game against Clemson on Sept. 3, 2007 and has never missed a starting assignment.

JONES SCORES TWO TOUCHDOWNS IN THE SECOND HALF

Junior running back Ty Jones scored on touchdown runs of two and six yards in the first half for the Seminoles. It marked the second time in his career and the first time since Sept. 12, 2009 against Jacksonville State that he scored his career-high of two rushing touchdowns in the same game.


RHODES CONTINUES TO BREAK UP PASSES


Redshirt freshman Xavier Rhodes, who was named the 2010 ACC Defensive Rookie of the Year, continued to do what he does best in the first half of the 2010 ACC Championship game. He was credited with one pass break-up to bring his league leading total to 12. On the season he has now been credited with 15 passes defended – 12 pass break-ups and three interceptions.


SEMINOLES INCREASE SACKS TOTAL



Florida State was credited with two sacks (one by Nigel Bradham and one by Everett Dawkins/Markus White) in the first half to bring its season total to 45 – the Seminoles are now tied with Boise State, who has also recorded 45 sacks, for the national lead.


GAME NOTES



 Dustin Hopkins' 32-yard field goal with 11:43 left in the first quarter was the earliest score in championship game history. The previous fastest came with 11:34 left in the first quarter of the inaugural title game, when FSU's Gary Cismesia made a 31-yard field goal against Virginia Tech in Jacksonville, Fla.



 Jeron Gouveia-Winslow's 24-yard interception return for a TD in the first quarter was the second INT return for a TD in championship game history. The first was a 40-yarder by Virginia Tech's Xavier Adibi in the fourth quarter of the 2007 game against Boston College in Jacksonville, Fla.


 Darren Evans' 51-yard run in the first quarter was the second-longest in championship game history. The record is 54 yards by Clemson's C.J. Spiller last year against Georgia Tech in Tampa, Fla.


  The 24-point first quarter tied the record for most points by both teams in a quarter of a championship game. [Georgia Tech (17) and Clemson (7) in third quarter in 2009; FSU (all 24) vs. Virginia Tech in third quarter in 2005.]

 The Hokies' 91-yard touchdown drive in the second quarter was the second-longest in championship game history. The longest was Virginia Tech's 93-yarder in the fourth quarter of the 2005 game against Florida State in Jacksonville, Fla.

  The 38-point first half was the highest-scoring first half in championship game history. Virginia Tech (16) and Boston College (16) combined for the previous mark of 32 points in 2007.

  The teams combined for 404 yards of total yards in the first half. That's the second-highest total for a first half in championship game history. The record is 426 by Boston College (277) and Virginia Tech (149) in 2007.

 EJ Manuel's total of 153 passing yards is second-highest for a first half in championship game history. Matt Ryan of Boston College threw for 197 yards against Virginia Tech in 2007.

 Willie Haulstead's total of 73 receiving yards is a record for the first half of a championship game. The previous record was 68 and was held by two Boston College players, Rich Gunnell in 2008 and Andre Callender in 2007.



Play-by-Play Summary (3rd quarter) **#20 Florida State vs #11 Virginia Tech (Dec 04, 2010 at Charlotte, NC)**



Virginia Tech will receive to start the 3rd qtr, attacking the east.

Start of 3rd quarter, clock 15:00, FS ball on FS30.

Hopkins, D. kickoff 58 yards to the VT12, Wilson, D return 21 yards to the VT33 (Harris, M.).

VIRGINIA TECH drive start at 14:55.

1-10	VT 33	Taylor, T pass complete to Coale, D for 14 yards to the VT47, 1ST DOWN VT.	P11
1-10	VT 47	Evans, D rush for no gain to the VT47 (Harris, M.).	
2-10	VT 47	Taylor, T rush for 2 yards to the VT49, out-of-bounds (Smith, K.).	
3-8	VT 49	Taylor, T pass complete to Davis, M for 9 yards to the FS42, 1ST DOWN VT (Reid, G.).	P12
1-10	FS 42	PENALTY VT false start (Nosal, G) 5 yards to the FS47.	
1-15	FS 47	Taylor, T pass incomplete to Coale, D.	
2-15	FS 47	Evans, D rush for 2 yards to the FS45 (White, M.).	
3-13	FS 45	Taylor, T pass complete to Coale, D for 45 yards to the FS0, 1ST DOWN VT, TOUCHDOWN, clock 11:29.	P13
1-G	FS 03	Hazley, C kick attempt good.	

Virginia Tech 28, Florida State 17

7 plays, 67 yards, 3:31

Myer, J kickoff 63 yards to the FS7, Joyner, L. return 16 yards to the FS23 (Scales, M).

FLORIDA STATE drive start at 11:24.

1-10	FS 23	Manuel, EJ rush for 4 yards to the FS27 (Drager, C).	
2-6	FS 27	Thompson, C. rush for loss of 2 yards to the FS25 (Drager, C).	
3-8	FS 25	Manuel, EJ pass complete to Thompson, C. for 4 yards to the FS29 (Edwards, T).	
4-4	FS 29	Powell, S. punt 40 yards to the VT31, Hosley, J return 8 yards to the VT39 (Harris, M.).	

3 plays, 6 yards, 1:57

VIRGINIA TECH drive start at 09:27.

1-10	VT 39	Taylor, T rush for 12 yards to the FS49, 1ST DOWN VT, out-of-bounds (Moody, N.).	R14
1-10	FS 49	Wilson, D rush for 6 yards to the FS43 (Rhodes, X.;Moody, N.).	
2-4	FS 43	Wilson, D rush for 2 yards to the FS41 (Moody, N.).	
3-2	FS 41	Wilson, D rush for 3 yards to the FS38, 1ST DOWN VT (Jones, C.;Moody, N.).	R15
1-10	FS 38	Wilson, D rush for 5 yards to the FS33 (Moody, N.).	
2-5	FS 33	Taylor, T pass complete to Boykin, J for 8 yards to the FS25, 1ST DOWN VT (Reid, G.).	P16
1-10	FS 25	Taylor, T pass incomplete to Boykin, J.	
2-10	FS 25	Taylor, T pass complete to Wilson, D for 4 yards to the FS21 (Werner, B.;Smith, K.).	
3-6	FS 21	Taylor, T pass complete to Wilson, D for 21 yards to the FS0, 1ST DOWN VT, TOUCHDOWN, clock 04:43.	P17
1-G	FS 03	Hazley, C kick attempt good.	

Virginia Tech 35, Florida State 17

9 plays, 61 yards, 4:50

Myer, J kickoff 65 yards to the FS5, Joyner, L. return 42 yards to the FS47 (Myer, J).

FLORIDA STATE drive start at 04:37.

1-10	FS 47	Manuel, EJ pass complete to Reed, B. for 16 yards to the VT37, 1ST DOWN FS (Whitley, E).	P10
1-10	VT 37	Manuel, EJ rush for loss of 2 yards to the VT39 (Tyler, J).	
2-12	VT 39	Manuel, EJ pass incomplete to Reliford, B..	
3-12	VT 39	Manuel, EJ pass complete to Reed, B. for 18 yards to the VT21, 1ST DOWN FS (Carmichael, R).	P11
1-10	VT 21	Manuel, EJ rush for loss of 2 yards to the VT23 (Tyler, J).	
2-12	VT 23	Manuel, EJ pass incomplete, PENALTY VT pass interference (Hosley, J) 12 yards to the VT11, 1ST DOWN FS, NO PLAY.	X12
1-10	VT 11	Manuel, EJ rush for 9 yards to the VT2, out-of-bounds (Morgan, D).	
2-1	VT 02	Jones, T. rush for 1 yard to the VT1, 1ST DOWN FS (Friday, S).	R13
1-G	VT 01	Jones, T. rush for 1 yard to the VT0, TOUCHDOWN, clock 01:44.	
1-G	VT 03	Hopkins, D. kick attempt good.	

Virginia Tech 35, Florida State 24

8 plays, 53 yards, 2:57

Hopkins, D. kickoff 70 yards to the VT0, Hosley, J return 18 yards to the VT18 (Brooks, T.).

VIRGINIA TECH drive start at 01:40.

1-10	VT 18	Taylor, T sacked for loss of 1 yard to the VT17 (Jenkins, B.).	
2-11	VT 17	Williams, R rush for 3 yards to the VT20 (McAllister, D.;Bradham, N.).	
3-8	VT 20	Taylor, T pass complete to Smith, A for 9 yards to the VT29, 1ST DOWN VT (Rhodes, X.).	P18

END OF 3rd QUARTER: Virginia Tech 35, Florida State 24

Quarter Summary	Score	Time Poss	1st Downs				Conversions		Rushing	Passing	Penalties
			R	P	X	T	3rd	4th			
Florida State	7	04:54	1	2	1	4	1-2	0-0	7-9	3-4-0-38	0-0
Virginia Tech	14	10:01	2	6	0	8	4-4	0-0	10-34	7-9-0-110	2-17



Quickie Statistics (3rd quarter)

#20 Florida State vs #11 Virginia Tech (Dec 04, 2010 at Charlotte, NC)



	FS	VT
Score	24	35
FIRST DOWNS	13	18
RUSHES-YARDS (NET)	24-60	28-141
PASSING YDS (NET)	191	203
Passes Att-Comp-Int	16-11-1	23-16-0
TOTAL OFFENSE PLAYS-YARDS	40-251	51-344
Fumble Returns-Yards	0-0	0-0
Punt Returns-Yards	0-0	2-10
Kickoff Returns-Yards	5-115	4-90
Interception Returns-Yards	0-0	1-24
Punts (Number-Avg)	2-42.0	2-36.5
Fumbles-Lost	1-0	0-0
Penalties-Yards	0-0	3-26
Possession Time	19:30	25:30
Third-Down Conversions	5 of 8	11 of 13
Fourth-Down Conversions	0 of 0	0 of 0
Red-Zone Scores-Chances	4-4	2-2

Florida State

Rushing	No.	Gain	Loss	Net	TD	Lg	Avg
Jones, T.	6	24	0	24	3	9	4.0
Manuel, EJ	8	24	8	16	0	9	2.0
Thompson, C.	7	15	3	12	0	4	1.7
Reed, B.	2	10	0	10	0	6	5.0

Passing	C-A-I	Yds	TD	Long	Sack
Manuel, EJ	11-16-1	191	0	34	1

Receiving	No.	Yards	TD	Long
Haulstead, W.	3	73	0	34
Easterling, T.	3	56	0	29
Reed, B.	2	34	0	18
Smith, R.	1	12	0	12

Punting	No.	Yds	Avg	Long	In20	TB
Powell, S.	2	84	42.0	44	0	0

Punt Returns	No.	Yards	TD	Long
---------------------	-----	-------	----	------

Kick Returns	No.	Yards	TD	Long
Joyner, L.	3	80	0	42
Reid, G.	1	21	0	21

Tackles	UA-A	Total	Sacks	TFL
Moody, N.	5-5	10	0.0	0.5
Smith, K.	3-3	6	0.0	0.0
Rhodes, X.	3-2	5	0.0	0.0
Bradham, N.	3-2	5	1.0	1.0

Virginia Tech

Rushing	No.	Gain	Loss	Net	TD	Lg	Avg
Evans, D	4	62	0	62	1	51	15.5
Williams, R	8	43	4	39	0	14	4.9
Wilson, D	9	30	1	29	0	6	3.2
Taylor, T	7	17	6	11	0	12	1.6

Passing	C-A-I	Yds	TD	Long	Sack
Taylor, T	16-23-0	203	3	45	3

Receiving	No.	Yards	TD	Long
Coale, D	5	97	1	45
Wilson, D	4	42	1	21
Boykin, J	3	35	1	19
Davis, M	2	15	0	9

Punting	No.	Yds	Avg	Long	In20	TB
Saunders, B	2	73	36.5	38	2	0

Punt Returns	No.	Yards	TD	Long
Hosley, J	2	10	0	8

Kick Returns	No.	Yards	TD	Long
Hosley, J	3	69	0	34
Wilson, D	1	21	0	21

Tackles	UA-A	Total	Sacks	TFL
Gibson, Ly	3-2	5	0.0	0.5
Whitley, E	4-0	4	0.0	0.0
Tyler, J	4-0	4	0.0	3.0
Drager, C	3-1	4	0.0	1.5

Qtr	Time	Scoring Play	V-H
1st	11:43	FS - Hopkins, D. 32 yd field goal, 8-53 3:10	3 - 0
	08:05	VT - Gouveia-Winslow 24 yd interception return (Hazley, C kick)	3 - 7
	04:37	VT - Evans, D 9 yd run (Hazley, C kick), 3-65 1:11	3 - 14
	01:59	FS - Jones, T. 2 yd run (Hopkins, D. kick), 6-68 2:32	10 - 14
2nd	10:34	VT - Boykin, J 19 yd pass from Taylor, T (Hazley, C kick), 13-91 6:18	10 - 21
	05:48	FS - Jones, T. 6 yd run (Hopkins, D. kick), 10-78 4:40	17 - 21
3rd	11:29	VT - Coale, D 45 yd pass from Taylor, T (Hazley, C kick), 7-67 3:26	17 - 28
	04:43	VT - Wilson, D 21 yd pass from Taylor, T (Hazley, C kick), 9-61 4:44	17 - 35
	01:44	FS - Jones, T. 1 yd run (Hopkins, D. kick), 8-53 2:53	24 - 35



Play-by-Play Summary (4th quarter)

#20 Florida State vs #11 Virginia Tech (Dec 04, 2010 at Charlotte, NC)



1-10	VT 29	Start of 4th quarter, clock 15:00.	
1-10	VT 29	Williams, R rush for 4 yards to the VT33 (McDaniel, J.;Smith, K.).	
2-6	VT 33	Taylor, T pass complete to Smith, A for 14 yards to the VT47, 1ST DOWN VT (Moody, N.).	P19
1-10	VT 47	Taylor, T pass incomplete to Boykin, J (Harris, M.).	
2-10	VT 47	Williams, R rush for 1 yard to the VT48 (White, M.).	
3-9	VT 48	Taylor, T pass complete to Coale, D for 46 yards to the FS6, 1ST DOWN VT (Rhodes, X.).	P20
1-G	FS 06	Timeout Virginia Tech, clock 12:22.	
1-G	FS 06	Williams, R rush for 1 yard to the FS5 (Dawkins, E.).	
2-G	FS 05	Taylor, T pass incomplete to Smith, A, dropped pass.	
3-G	FS 05	Taylor, T rush for 5 yards to the FS0, TOUCHDOWN, clock 11:29.	
1-G	FS 03	Hazley, C kick attempt failed (blocked), returned by Bradham, N. for defensive PAT (blocked by TEAM).	

Virginia Tech 41, Florida State 26

11 plays, 82 yards, 5:18

Myer, J kickoff 70 yards to the FS0, Joyner, L. return 32 yards to the FS32, out-of-bounds (Edwards, T).

FLORIDA STATE drive start at 11:22.

1-10	FS 32	Manuel, EJ pass incomplete to Reed, B., PENALTY VT holding 10 yards to the FS42, 1ST DOWN FS, NO PLAY.	X14
1-10	FS 42	Manuel, EJ rush for loss of 9 yards to the FS33.	
2-19	FS 33	Manuel, EJ pass complete to Reliford, B. for 15 yards to the FS48 (Morgan, D).	
3-4	FS 48	Manuel, EJ pass incomplete to Haulstead, W..	
4-4	FS 48	Manuel, EJ pass intercepted by Morgan, D at the VT42, Morgan, D return 24 yards to the FS34 (Reed, B.).	

4 plays, 16 yards, 1:53

VIRGINIA TECH drive start at 09:29.

1-10 FS 34 Evans, D rush for 4 yards to the FS30 (Moody, N.;Alexander, M.).

Previous play is under review.

After further review, ruling on field confirmed. 2nd & 6 at the FSU30

2-6	FS 30	Timeout Virginia Tech, clock 08:28.
2-6	FS 30	Taylor, T rush for 1 yard to the FS29 (Rhodes, X.).
3-5	FS 29	Evans, D rush for 3 yards to the FS26 (Bradham, N.).
4-2	FS 26	Hazley, C field goal attempt from 43 GOOD, clock 06:58.

Virginia Tech 44, Florida State 26

4 plays, 8 yards, 2:39

Myer, J kickoff 70 yards to the FS0, Reid, G. return 36 yards to the FS36, out-of-bounds (Brown, W).

FLORIDA STATE drive start at 06:50.

1-10	FS 36	Manuel, EJ rush for loss of 3 yards to the FS33, fumble by Manuel, EJ recovered by FS Manuel, EJ at FS33.
2-13	FS 33	Manuel, EJ pass complete to Easterling, T. for 6 yards to the FS39, out-of-bounds (Whitley, E).
3-7	FS 39	Manuel, EJ pass complete to Smith, R. for 6 yards to the FS45, out-of-bounds (Hosley, J).
4-1	FS 45	Thompson, C. rush for no gain to the FS45 (Graves, J).

4 plays, 9 yards, 1:33

VIRGINIA TECH drive start at 05:17.

1-10	FS 45	Wilson, D rush for 6 yards to the FS39, out-of-bounds (Dawkins, E.;Bradham, N.).	
2-4	FS 39	Wilson, D rush for 2 yards to the FS37 (White, M.).	
3-2	FS 37	Wilson, D rush for no gain to the FS37 (Rhodes, X.).	
4-2	FS 37	Timeout Virginia Tech, clock 03:04.	
4-2	FS 37	Taylor, T rush for 5 yards to the FS32, 1ST DOWN VT (Hicks, D.).	R21
1-10	FS 32	Wilson, D rush for 4 yards to the FS28 (Hicks, D.;Smith, K.).	
2-6	FS 28	Timeout Florida State, clock 02:18.	
2-6	FS 28	Wilson, D rush for 2 yards to the FS26 (Rhodes, X.).	
3-4	FS 26	Timeout Florida State, clock 02:11.	
3-4	FS 26	Taylor, T pass incomplete to Coale, D.	
4-4	FS 26	Taylor, T rush for 2 yards to the FS24.	

8 plays, 21 yards, 3:22

FLORIDA STATE drive start at 01:55.

1-10	FS 24	FS ball on FS25.	
1-10	FS 25	Manuel, EJ pass complete to Thompson, C. for 2 yards to the FS27, out-of-bounds (Whitley, E).	
2-8	FS 27	Manuel, EJ pass complete to Thompson, C. for 2 yards to the FS29, out-of-bounds (Whitley, E).	
3-6	FS 29	Manuel, EJ pass complete to Easterling, T. for 7 yards to the FS36, 1ST DOWN FS, out-of-bounds (Whitley, E).	P15
1-10	FS 36	Manuel, EJ rush for 5 yards to the FS41 (Hopper, J;Collins, JR).	
2-5	FS 41	Manuel, EJ pass complete to Easterling, T. for 10 yards to the VT49, 1ST DOWN FS (Tyler, J).	P16



Play-by-Play Summary (4th quarter) #20 Florida State vs #11 Virginia Tech (Dec 04, 2010 at Charlotte, NC)



1-10	VT 49	Manuel, EJ pass complete to Thompson, C. for loss of 3 yards to the FS48, out-of-bounds (Whitley, E).	
2-13	FS 48	Manuel, EJ pass incomplete to Reed, B..	
3-13	FS 48	Manuel, EJ pass complete to Smith, R. for 10 yards to the VT42 (Tyler, J).	
4-3	VT 42	Timeout Florida State, clock 00:38.	
4-3	VT 42	Manuel, EJ pass complete to Reed, B. for 8 yards to the VT34, 1ST DOWN FS (Tyler, J).	P17
1-10	VT 34	Manuel, EJ pass complete to Pryor, L. for 14 yards to the VT20, 1ST DOWN FS (Hopper, J;Gouveia-Winslow).	P18
1-10	VT 20	TEAM pass incomplete.	
2-10	VT 20	Manuel, EJ pass complete to Thompson, C. for 20 yards to the VT0, 1ST DOWN FS, TOUCHDOWN, clock 00:07.	P19

Previous play under review.

After review, QB was not beyond line of scrimmage. Touchdown FSU.

1-G VT 03 Hopkins, D. kick attempt good.

Virginia Tech 44, Florida State 33

12 plays, 75 yards, 1:50

Hopkins, D. kickoff 12 yards to the FS42, on-side kick, recovered by VT on FS42.

VIRGINIA TECH drive start at 00:05.

1-10 FS 42 Team rush for loss of 2 yards to the FS44.
End of game, clock 00:00.

1 play, minus 2 yards, 0:05

FINAL SCORE: Virginia Tech 44, Florida State 33

Quarter Summary	Score	Time Poss	1st Downs				Conversions		Rushing	Passing	Penalties
			R	P	X	T	3rd	4th			
Florida State	9	05:16	0	5	1	6	1-4	1-3	4-(-7)	12-16-1-97	0-0
Virginia Tech	9	09:44	1	2	0	3	2-5	1-2	15-38	2-5-0-60	1-10



Quickie Statistics (Final)

#20 Florida State vs #11 Virginia Tech (Dec 04, 2010 at Charlotte, NC)



	FS	VT
Score	33	44
FIRST DOWNS	19	21
RUSHES-YARDS (NET)	28-53	43-179
PASSING YDS (NET)	288	263
Passes Att-Comp-Int	32-23-2	28-18-0
TOTAL OFFENSE PLAYS-YARDS	60-341	71-442
Fumble Returns-Yards	0-0	0-0
Punt Returns-Yards	0-0	2-10
Kickoff Returns-Yards	7-183	4-90
Interception Returns-Yards	0-0	2-48
Punts (Number-Avg)	2-42.0	2-36.5
Fumbles-Lost	2-0	0-0
Penalties-Yards	0-0	4-36
Possession Time	24:59	35:01
Third-Down Conversions	6 of 12	13 of 18
Fourth-Down Conversions	1 of 3	1 of 2
Red-Zone Scores-Chances	5-5	3-3

Florida State

Rushing	No.	Gain	Loss	Net	TD	Lg	Avg
Jones, T.	6	24	0	24	3	9	4.0
Thompson, C.	8	15	3	12	0	4	1.5
Reed, B.	2	10	0	10	0	6	5.0
Manuel, EJ	11	29	20	9	0	9	0.8

Passing	C-A-I	Yds	TD	Long	Sack
Manuel, EJ	23-31-2	288	1	34	1
TEAM	0-1-0	0	0	0	0

Receiving	No.	Yards	TD	Long
Easterling, T.	6	79	0	29
Thompson, C.	5	25	1	20
Haulstead, W.	3	73	0	34
Reed, B.	3	42	0	18

Punting	No.	Yds	Avg	Long	In20	TB
Powell, S.	2	84	42.0	44	0	0

Punt Returns	No.	Yards	TD	Long
---------------------	-----	-------	----	------

Kick Returns	No.	Yards	TD	Long
Joyner, L.	4	112	0	42
Reid, G.	2	57	0	36

Tackles	UA-A	Total	Sacks	TFL
Moody, N.	6-6	12	0.0	0.5
Rhodes, X.	7-2	9	0.0	0.0

Virginia Tech

Rushing	No.	Gain	Loss	Net	TD	Lg	Avg
Evans, D	6	69	0	69	1	51	11.5
Williams, R	11	49	4	45	0	14	4.1
Wilson, D	14	44	1	43	0	6	3.1
Taylor, T	11	30	6	24	1	12	2.2

Passing	C-A-I	Yds	TD	Long	Sack
Taylor, T	18-28-0	263	3	46	3

Receiving	No.	Yards	TD	Long
Coale, D	6	143	1	46
Wilson, D	4	42	1	21
Boykin, J	3	35	1	19
Smith, A	2	23	0	14

Punting	No.	Yds	Avg	Long	In20	TB
Saunders, B	2	73	36.5	38	2	0

Punt Returns	No.	Yards	TD	Long
Hosley, J	2	10	0	8

Kick Returns	No.	Yards	TD	Long
Hosley, J	3	69	0	34
Wilson, D	1	21	0	21

Tackles	UA-A	Total	Sacks	TFL
Whitley, E	9-0	9	0.0	1.0
Tyler, J	7-0	7	0.0	3.0

Qtr	Time	Scoring Play	V-H
1st	11:43	FS - Hopkins, D. 32 yd field goal, 8-53 3:10	3 - 0
	08:05	VT - Gouveia-Winslow 24 yd interception return (Hazley, C kick)	3 - 7
	04:37	VT - Evans, D 9 yd run (Hazley, C kick), 3-65 1:11	3 - 14
	01:59	FS - Jones, T. 2 yd run (Hopkins, D. kick), 6-68 2:32	10 - 14
2nd	10:34	VT - Boykin, J 19 yd pass from Taylor, T (Hazley, C kick), 13-91 6:18	10 - 21
	05:48	FS - Jones, T. 6 yd run (Hopkins, D. kick), 10-78 4:40	17 - 21
3rd	11:29	VT - Coale, D 45 yd pass from Taylor, T (Hazley, C kick), 7-67 3:26	17 - 28
	04:43	VT - Wilson, D 21 yd pass from Taylor, T (Hazley, C kick), 9-61 4:44	17 - 35
	01:44	FS - Jones, T. 1 yd run (Hopkins, D. kick), 8-53 2:53	24 - 35
4th	11:29	VT - Taylor, T 5 yd run (Hazley, C kick blockd), 11-82 5:11	24 - 41
	11:29	FS - Bradham, N. PAT return	26 - 41
	06:58	VT - Hazley, C 43 yd field goal, 4-8 2:31	26 - 44
	00:07	FS - Thompson, C. 20 yd pass from Manuel, EJ (Hopkins, D. kick), 12-75 1:48	33 - 44



Participation Report (Final)
2010 ACC Football Championship
#20 Florida State vs #11 Virginia Tech (Dec 04, 2010 at Charlotte, NC)



Florida State

Pos	##	OFFENSE
QB	3	Manuel, EJ
TB	23	Thompson, C.
X	83	Reed, B.
X	84	Smith, R.
LT	67	Datko, A.
LG	62	Hudson, R.
C	60	McMahon, R.
RG	52	Stork, B.
RT	77	Sanders, Z.
TE	88	Reliford, B.
Z	8	Easterling, T.

Pos	##	DEFENSE
LE	98	White, M.
DT	92	McCloud, A.
NG	99	McDaniel, J.
RE	49	Jenkins, B.
SLB	16	Alexander, M.
MLB	29	Smith, K.
WLB	13	Bradham, N.
BC	27	Rhodes, X.
FS	10	Moody, N.
SS	4	Parks, T.
FC	5	Reid, G.

Virginia Tech

Pos	##	OFFENSE
QB	5	Taylor, T
TB	34	Williams, R
FB	31	Younger, K
TE	89	Journell, C
WR	19	Coale, D
WR	81	Boykin, J
OT	72	Lanier, A
OG	75	Nosal, G
C	60	Warren, B
OG	68	Brooks, J
OT	62	DeChristopher

Pos	##	DEFENSE
DE	33	Drager, C
DT	56	Hopkins, A
DT	91	Graves, J
DE	82	Friday, S
LB	44	Gibson, Ly
LB	51	Taylor, B
LB	1	Exum, A
CB	17	Fuller, K
FS	15	Whitley, E
ROV	2	Morgan, D
CB	20	Hosley, J

Florida State: 1-Harris, M., 38-Bright, J., 6-Demps, G., 7J-Jones, C., 15-Jenije, O., 18-Hopkins, D., 19-Gehres, J., 20-Joyner, L., 22-Smith, T., 24-Pryor, L., 31-Brooks, T., 33-Jones, T., 35-Dent, G., 38-Thomas, J., 40-Dunham, M., 41-Abram, C., 45-Powell, S., 46-Zann, V., 48-Luc, J., 58-Hicks, D., 59-Orelus, H., 64-Dellenbach, D., 66-Stanley, J., 73-Sanderson, R., 76-Faircloth, G., 81-Shaw, K., 82-Haulstead, W., 85-Little, J., 93-Dawkins, E., 95-Werner, B., 96-Stevens, T., 97-McAllister, D..

Virginia Tech: 4-Wilson, D, 7-Davis, M, 9-Hill, C, 16-Luckett, Z, 21-Carmichael, R, 24-Edwards, T, 25-Oglesby, J, 26-Hopper, J, 28-Tweedy, A, 29-Boyce, X, 30-Saunders, B, 32-Evans, D, 35-Fuller, A, 37-Sykes, J, 39-Scales, M, 40-Brown, W, 42-Collins, JR, 43-Gouveia-Winslow, 45-Phillips, J, 48-Myer, J, 49-Cooper, R, 50-Carroll, C, 53-Tucker, D, 54-Becton, N, 58-Tyler, J, 64-Wardach, J, 66-Wilson, T, 74-Miller, A, 85-Stanton, R, 86-Martin, E, 88-Smith, A, 97-Hazley, C, 98-Hopkins, D, 99-Gayle, J.



2010 Dr Pepper Atlantic Coast Conference Football Championship Game

MOST VALUABLE PLAYER

TY ROD TAYLOR

Virginia Tech

Saturday, Dec. 4, 2010 • 7: 45 p.m.
Bank of America Stadium • Charlotte, N.C.