

FSU MEN'S CROSS COUNTRY

FSU XC Open




































September 17, 2021 • Tallahassee, Florida










































FINAL STATISTICS










































FRI 7:40 AM











































Men's 8000m










































Results









































PLACE	ATHLETE	8000M	PTS
1	 Adriaan Wildschutt Florida State [JR]	23:22.0 2:54.7 ↔	1
2	 Charles Hicks Stanford [FR]	23:32.5 2:52.3 +10.6 ↔	2
3	 Cole Sprout Stanford [FR]	23:39.0 2:52.8 +17.1 ↔	3
4	 Ahmed Muhumed Florida State [JR]	23:48.1 2:57.5 +26.1 ↔	4
5	 Fearghal Curtin Charleston Southern [SR]	23:57.5 3:01.5 +35.6 ↑1	5
6	 Thomas Boyden Stanford [FR]	24:02.4 3:06.4 +40.5 ↓1	6
7	 Baldvin Magnusson Eastern Michigan [JR]	24:03.7 2:53.4 +41.8 ↑1	7
8	 Daniel Bernal Furman [SR]	24:04.2 2:54.0 +42.3 ↓1	8
9	 Dylan Schubert Furman [FR]	24:10.0 2:59.2 +48.1 ↔	9
10	 Evan Burke Stanford [FR]	24:11.4 2:59.9 +49.5 ↔	10
11	 D.J. Principe Stanford [JR]	24:12.2 3:00.3 +50.3 ↔	11
12	 Ares Reading Furman [SO]	24:13.8 2:59.4 +51.8 ↑2	12
13	 Cameron Ponder Furman [JR]	24:17.5 3:03.7 +55.6 ↔	13
14	 Toby Gualter Eastern Michigan [FR]	24:21.3 2:57.7 +59.4 ↑7	14
15	 David Too Unattached	24:22.6 2:59.5 +1:00.7 ↑3	15
16	 Paul Stafford Florida State [SR]	24:22.7 2:59.4 +1:00.8 ↑4	15
17	 Nate Osterstock Southern Utah [SR]	24:23.0 2:55.0 +1:01.1 ↑6	16
18	 Mason Jones Florida Southern [SR]	24:23.5 3:03.7 +1:01.6 ↓3	17
19	 Micah Gilpatric Charleston Southern [FR]	24:24.9 3:01.8 +1:03.0 ↓2	18
20	 Gabriel Montague Furman [FR]	24:27.1 3:04.0 +1:05.2 ↓1	19
21	 Meika Beaudoin-Rousseau Stanford [JR]	24:29.6 3:16.3 +1:07.7 ↓9	20
22	 Nathan Jubran North Florida [JR]	24:31.0 3:08.7 +1:09.1 ↓6	21
23	 Ky Robinson Stanford [FR]	24:35.5 3:07.9 +1:13.5 ↓1	22
24	 Aaron Wier Furman [SR]	24:36.0 3:03.2 +1:14.1 ↔	23
25	 Noah Dolhare Furman [JR]	24:37.4 +1:15.5	24
26	 Isaiah Labra Southern Utah [SO]	24:40.1 +1:18.2	25
27	 Alan Deogracias Charleston Southern [SO]	24:40.7 3:00.0 +1:18.8 ↔	26
28	 Carson Williams Furman [FR]	24:40.9 3:05.8 +1:19.0 ↓3	27
29	 Noah Perkins North Florida [SR]	24:42.7 3:00.6 +1:20.8 ↔	27
30	 Josh Hill Eastern Michigan [SO]	24:47.1 3:06.6 +1:25.2 ↓4	28
31	 Joshua Schumacher Stanford [SO]	24:48.2 3:00.2 +1:26.3 ↔	28
32	 Andrew Hammel Furman [FR]	24:52.1 3:10.4 +1:30.2 ↓4	29
33	 Devin Hart Stanford [FR]	24:53.7 3:08.9 +1:31.8 ↓3	29
34	 Christian Noble Lee (Tenn.) [SR]	24:54.1 3:01.9 +1:32.2 ↓1	29
35	 Liam Anderson Stanford [FR]	24:54.7 3:02.1 +1:32.8 ↔	29










36	 Jacob Holmes Florida State [SO]	24:55.4 3:06.9 +1:33.4 ↓4	30	56	 Jackson Leech Clemson [SO]	25:23.0 3:10.4 +2:01.1 ↓2	48
37	 Ryan Kinnane Auburn [SO]	24:56.5 2:55.7 +1:34.6 ↑5	31	57	 Sam Field Florida State [SO]	25:23.0 3:17.3 +2:01.1 ↓10	49
38	 Jay Day Alabama-Huntsville [SR]	24:59.1 3:06.2 +1:37.1 ↓2	32	58	 Jacob Bishop Alabama-Huntsville [SR]	25:25.7 3:10.6 +2:03.8 ↓3	50
39	 Gabriel Curtis Florida State [FR]	25:00.7 3:08.4 +1:38.8 ↓5	33	59	 Caleb Boys Alabama-Huntsville [SO]	25:27.1 +2:05.2	51
40	 Tommy McDonough Auburn [SR]	25:01.3 3:03.2 +1:39.4 ↔	34	60	 Hayden Harward Southern Utah [SO]	25:27.7 3:04.7 +2:05.8 ↑4	52
41	 Silas Eckenroad Lee (Tenn.) [JR]	25:04.2 2:59.6 +1:42.3 ↑4	35	61	 Will Stone Lee (Tenn.) [SO]	25:28.1 3:07.6 +2:06.2 ↓1	53
42	 Silas Griffith Florida State [JR]	25:06.7 3:08.9 +1:44.8 ↓3	36	62	 Joshua Wagner Florida Southern [SR]	25:30.3 3:11.1 +2:08.4 ↓4	54
43	 Andy Payne Eastern Michigan [JR]	25:07.6 3:12.0 +1:45.7 ↓6	37	63	 Coleman Cragun Southern Utah [FR]	25:32.0 3:06.7 +2:10.1 ↑3	55
44	 Osman Humeida Florida Gulf Coast [SR]	25:08.1 3:10.7 +1:46.2 ↓6	38	64	 Zachary Cloud UNA-Florida State	25:32.0 3:10.7 +2:10.1 ↓1	
45	 Timothy Doyle North Florida [JR]	25:11.0 3:05.4 +1:49.1 ↑1	39	65	 Nick Feffer Stanford [SR]	25:34.4 3:11.0 +2:12.5 ↔	
46	 Jacob Francis Southern Utah [SR]	25:11.7 3:08.2 +1:49.8 ↓2	40	66	 Samuel Garringer Clemson [FR]	25:35.0 3:15.3 +2:13.1 ↓7	56
47	 Max Spence Southern Utah [SR]	25:12.6 3:03.7 +1:50.7 ↑3	41	67	 Chris Devaney Eastern Michigan [SO]	25:38.9 3:18.0 +2:17.0 ↓5	57
48	 Allan Anderson Alabama-Huntsville [SO]	25:12.8 3:06.2 +1:50.9 ↑1	42	68	 Noah Perrin Eastern Michigan [SO]	25:41.9 3:21.1 +2:20.0 ↓7	58
49	 Aidan O'Gorman North Florida [SO]	25:15.1 3:12.9 +1:53.2 ↓6	43	69	 Alex Zangara Charleston Southern [SO]	25:45.1 3:03.2 +2:23.2 ↑12	59
50	 Robert Pedroza North Florida [FR]	25:15.8 3:04.8 +1:53.9 ↑2	44	70	 Rob Howorth Charleston Southern [JR]	25:45.1 3:17.6 +2:23.2 ↓2	60
51	 Zach Leachman UNA-Florida State	25:16.4 3:16.1 +1:54.5 ↓10		71	 Cooper Atkins Auburn [FR]	25:45.5 3:03.7 +2:23.6 ↑11	61
52	 Jaymee Domoney Charleston Southern [SR]	25:17.4 3:06.7 +1:55.5 ↓1	45	72	 Gavin O'Brien North Florida [FR]	25:45.6 3:04.0 +2:23.7 ↑7	62
53	 Jared Vazquez North Florida [JR]	25:17.8 3:11.7 +1:55.9 ↓5	46	73	 Seth Martinez North Florida [FR]	25:46.0 3:14.8 +2:24.0 ↓4	
54	 Foster Wilfong Furman [FR]	25:18.1 3:06.4 +1:56.2 ↓1		74	 Caleb Pottorff Florida State [SR]	25:46.9 3:15.6 +2:25.0 ↓4	
55	 Gavin Kuhlenbeck Charleston Southern [FR]	25:22.1 3:06.3 +2:00.2 ↑2	47	75	 Nicholas Goldstein Furman [FR]	25:47.1 3:10.0 +2:25.2 ↓2	
				76	 Devon Sullivan Tampa [JR]	25:48.0 3:10.4 +2:26.1 ↓2	63












77	 Jack Elliott Alabama-Huntsville [SO]	25:48.8 3:05.8 +2:26.9 ↑9	64
78	 Aiden Arnold North Florida [FR]	25:50.5 3:08.5 +2:28.6 ↑6	
79	 Mac Updike UNA-Florida State	25:52.5 3:15.6 +2:30.6 ↓7	
80	 Paul Wales Tampa [JR]	25:52.7 3:14.9 +2:30.8 ↓5	65
81	 Onix Ortiz North Florida [FR]	25:53.1 3:11.2 +2:31.2 ↑2	
82	 Jake Lonsdale Palm Beach Atlantic [JR]	25:53.8 3:15.1 +2:31.9 ↓5	66
83	 Solomon Costa Eastern Michigan [SR]	25:55.3 3:29.2 +2:33.4 ↓16	67
84	 Anderson Ball UNA-Florida State	25:55.4 3:17.4 +2:33.5 ↓8	
85	 Caleb Eagleson Lee (Tenn.) [SR]	25:55.6 3:23.2 +2:33.7 ↓14	68
86	 Zach Fenton West Florida [FR]	25:56.0 3:12.4 +2:34.1 ↑1	69
87	 Harold LaCroix Alabama-Huntsville [SR]	25:57.3 3:16.0 +2:35.4 ↓9	70
88	 Jackson Thomas Auburn [SR]	25:59.8 3:18.1 +2:37.9 ↓8	71
89	 Ezekiel Harless Lee (Tenn.) [SO]	26:02.4 3:13.8 +2:40.5 ↑1	72
90	 Michael Smith Clemson [JR]	26:03.5 3:15.0 +2:41.6 ↑1	73
91	 Wynne Thomas UNA-Florida State	26:03.8 3:17.1 +2:41.9 ↓2	
92	 Carson Bedics Auburn [SO]	26:05.4 3:20.4 +2:43.5 ↓4	74
93	 Hunter Dobbs Lynn [JR]	26:06.3 3:17.4 +2:44.4 ↓1	75
94	 Sam Wilhelm Alabama-Huntsville [FR]	26:08.8 3:14.0 +2:46.9 ↓1	76
95	 Spencer Tate Furman [FR]	26:12.2 3:30.1 +2:50.3 ↓10	
96	 Alex Herbst Alabama-Huntsville [JR]	26:13.3 3:57.6 +2:51.4 ↓40	
97	 Evan Moore Lee (Tenn.) [FR]	26:14.8 3:13.9 +2:52.9 ↓1	77
98	 Will Thompson Alabama-Huntsville [FR]	26:15.3 +2:53.4	
99	 Coleman Cronk UNA-Florida State	26:16.7 3:21.0 +2:54.8 ↓4	
100	 Mitchell Kozik Florida Southern [SR]	26:17.1 3:08.8 +2:55.2 ↑2	78
101	 Joel Nesi Flagler [JR]	26:19.7 3:13.8 +2:57.8 ↓1	79
102	 Hailey Myddelton West Florida [JR]	26:21.6 3:07.9 +2:59.7 ↑7	80
103	 Jan Figueroa Narpletics [SR]	26:21.8 3:26.9 +2:59.9 ↓9	
104	 Dawson Reed Lee (Tenn.) [JR]	26:23.8 +3:01.9	81
105	 Sawyer Dagan Clemson [FR]	26:26.6 3:16.6 +3:04.7 ↓1	82
106	 Luc Gaumer Lynn [FR]	26:27.2 3:12.7 +3:05.3 ↑4	83
107	 Jared Hammill Tampa [FR]	26:29.5 3:21.7 +3:07.5 ↓6	84
108	 Austen Cannon Miami (Fla.) [FR]	26:30.2 3:26.4 +3:08.3 ↓11	85
109	 Logan Kraus Valdosta State [SO]	26:30.4 3:13.9 +3:08.5 ↑4	86
110	 Jaden Kingsley Charleston Southern [SO]	26:31.3 3:25.8 +3:09.4 ↓12	
111	 Caden Kwiatkowski Florida Southern [FR]	26:31.4 3:15.3 +3:09.5 ⇌	87
112	 Adan Rodriguez Lee (Tenn.) [JR]	26:31.9 3:20.3 +3:10.0 ↓6	
113	 Mac Roberts Furman [SO]	26:32.5 3:12.2 +3:10.6 ↑3	
114	 Thomas Weiler North Florida [FR]	26:33.7 3:28.0 +3:11.8 ↓15	
115	 Jack Blyth Palm Beach Atlantic [JR]	26:34.0 3:12.8 +3:12.1 ↑3	88
116	 Aaron Himes Lee (Tenn.) [FR]	26:34.1 3:20.8 +3:12.2 ↓9	
117	 Andrew Akright Charleston Southern [SR]	26:34.4 3:24.0 +3:12.5 ↓12	



























118	 Alex Guy Florida Southern [SO]	26:35.4 3:11.7 +3:13.5 ↑3	89	139	 Sean Popik Tampa [JR]	27:03.0 3:27.0 +3:41.1 ↓11	104
119	 Austin Redondo Florida Gulf Coast [SR]	26:36.0 3:19.7 +3:14.1 ↓7	90	140	 Nick Epstein Furman [SO]	27:03.3 3:23.0 +3:41.4 ↓6	
120	 Casey Guthery Lee (Tenn.) [JR]	26:36.4 3:22.9 +3:14.5 ↓12		141	 Alexander Croy Unattached	27:04.4 +3:42.5	
121	 Francisco Ramirez Flagler [FR]	26:36.9 3:11.3 +3:15.0 ↑2	91	142	 Matt Mizereck Unattached [SR]	27:05.8 3:20.6 +3:43.9 ↓5	
122	 Simon DeVoss North Florida [FR]	26:37.9 3:15.2 +3:16.0 ↓3		143	 Michael Fabiano Clemson [FR]	27:10.7 3:31.0 +3:48.8 ↓11	105
123	 Brishen House Valdosta State [JR]	26:39.3 3:22.6 +3:17.4 ↓9	92	144	 Chris Ivonnet FIU [FR]	27:11.6 3:21.7 +3:49.7 ↓5	106
124	 Shane Cohen Tampa [FR]	26:39.6 3:15.7 +3:17.7 ↓2	93	145	 Jackson Danner Alabama-Huntsville [FR]	27:14.7 3:33.1 +3:52.8 ↓9	
125	 Luke Telham Tampa [FR]	26:41.4 +3:19.5	94	146	 Taylor Nails Alabama-Huntsville [SO]	27:17.5 3:28.6 +3:55.6 ↓8	
126	 Benjamin Kailes South Florida [SO]	26:41.9 3:33.2 +3:20.0 ↓23	95	147	 Christian Fernandez Flagler [FR]	27:17.9 3:22.6 +3:56.0 ↓5	107
127	 Jack McManus Clemson [FR]	26:42.4 3:09.7 +3:20.5 ↓1	96	148	 George Alexander Tampa [FR]	27:18.0 3:20.5 +3:56.1 ↓4	108
128	 Bryson Yamitz Florida Southern [SO]	26:44.1 3:23.7 +3:22.2 ↓11	97	149	 Colin Wilson Miami (Fla.) [FR]	27:21.0 3:29.5 +3:59.1 ↓8	109
129	 Patrick Donnelly UNA-Florida State	26:44.4 3:26.2 +3:22.5 ↓14		150	 Sebastian Edwards South Florida [FR]	27:21.3 3:20.9 +3:59.4 ↓5	110
130	 Lucas Kiprotich Florida Gulf Coast [SR]	26:45.4 3:22.6 +3:23.5 ↓10	98	151	 Brian Veit Tampa [FR]	27:21.5 3:31.3 +3:59.6 ↓11	
131	 Bradyn Ricca Florida Gulf Coast [SR]	26:45.7 3:16.7 +3:23.8 ↓7	99	152	 Franklin Caceres Florida Gulf Coast [SO]	27:21.8 3:21.3 +3:59.9 ↓6	111
132	 Nicholas Flatt Valdosta State [SR]	26:47.7 3:17.3 +3:25.8 ↓7	100	153	 Ethan Mines Cahaba Distance Project [SR]	27:23.2 3:17.4 +4:01.3 ↓3	
133	 Drew Thomas Charleston Southern [JR]	26:53.0 3:15.5 +3:31.1 ↓3		154	 Josiah Davis Unattached	27:25.3 +4:03.4	
134	 Brady Zimmerman Florida Southern [SO]	26:55.0 3:13.6 +3:33.0 ↑1	101	155	 Stanley Finley Clemson [FR]	27:25.4 3:19.1 +4:03.5 ↓4	112
135	 Justin Tackling North Florida [FR]	26:56.0 3:20.7 +3:34.1 ↓8		156	 Johnathan Gill Tampa [SR]	27:25.7 3:15.1 +4:03.8 ↔	
136	 Jon Eide Flagler [FR]	26:57.3 3:20.2 +3:35.4 ↓7	102	157	 Preston Dunn Florida Atlantic [SO]	27:26.1 3:20.7 +4:04.2 ↓8	113
137	 Liam Conway Stanford [SO]	26:59.3 3:20.6 +3:37.4 ↓6		158	 Eric Silva Lynn [JR]	27:26.2 +4:04.3	114
138	 Benjamin Hermiston Florida Gulf Coast [JR]	27:02.4 3:22.4 +3:40.5 ↓5	103	159	 Alex Ponce Alabama-Huntsville [SO]	27:27.6 3:31.5 +4:05.7 ↓16	

160	 Evan Rogers Auburn [SO]	27:28.0 3:21.4 +4:06.0 ↓8	115
161	 Asad Bashir Flagler [SO]	27:32.8 3:23.1 +4:10.9 ↓7	116
162	 Julian Yescas Lynn [JR]	27:34.3 3:29.5 +4:12.4 ↓14	117
163	 Nathan Knox Alabama-Huntsville [FR]	27:36.1 3:25.4 +4:14.2 ↓8	
164	 Nickolas Kamen South Florida [SO]	27:37.0 3:27.5 +4:15.1 ↓11	118
165	 Roger Reyes FIU	27:42.5 3:29.0 +4:20.6 ↓5	119
166	 Noah Ellenback Florida Southern [FR]	27:43.1 3:31.2 +4:21.2 ↓7	
167	 Devin Johnson Clemson [FR]	27:44.1 3:32.6 +4:22.2 ↓9	
168	 Alejandro Garcia FIU [SO]	27:47.5 3:22.5 +4:25.6 ↓4	120
169	 Matt Inman Charleston Southern [SR]	27:48.9 3:47.3 +4:27.0 ↓22	
170	 Nathan Raffitt Tampa [FR]	27:49.9 3:39.1 +4:28.0 ↓13	
171	 Benson Atkins Auburn [FR]	27:52.9 3:36.6 +4:31.0 ↓10	121
172	 Corey Adamsky Alabama-Huntsville [FR]	27:54.2 3:29.7 +4:32.3 ↓9	
173	 Misha Kakoulin South Florida [SO]	28:03.3 3:35.7 +4:41.4 ↓8	122
174	 Joseph Salerno Nova Southeastern [SR]	28:04.6 3:36.1 +4:42.7 ↓8	123
175	 Gavin Ross Flagler [SO]	28:05.1 3:34.9 +4:43.2 ↓8	124
176	 Andoni Mercado FIU	28:06.0 3:30.3 +4:44.1 ↓6	125
177	 Luis Alvarado Central Georgia Tech [FR]	28:07.4 3:27.0 +4:45.5 ↓4	126
178	 Andrew Caruana Flagler [FR]	28:08.1 3:26.9 +4:46.1 ↓4	127
179	 Sebastian Reisch Tampa [FR]	28:08.4 3:33.7 +4:46.5 ↓10	
180	 Philip Henderson Lynn [FR]	28:09.0 3:29.7 +4:47.1 ↓9	128
181	 Zac Vincennie South Florida [FR]	28:09.1 3:27.8 +4:47.2 ↓5	129
182	 Mitchell Gray Palm Beach Atlantic [FR]	28:10.3 +4:48.4	130
183	 Christopher Gomez-Somarriba FIU	28:14.1 3:30.7 +4:52.2 ↓6	131
184	 Charlie Eaton Valdosta State [SO]	28:14.9 3:25.4 +4:53.0 ↓3	132
185	 Ethan Tank Flagler [FR]	28:17.9 3:38.1 +4:56.0 ↓13	
186	 Joseph Haynes Lynn [FR]	28:19.1 3:25.6 +4:57.2 ↓1	133
187	 Michael May III Nova Southeastern [SO]	28:19.3 3:30.1 +4:57.4 ↓7	134
188	 Chris Flores Valdosta State [FR]	28:19.5 3:27.8 +4:57.6 ↓6	135
189	 Jonathan Pineda FIU	28:20.3 3:32.8 +4:58.4 ↓10	136
190	 David Ahlmeyer Furman [SO]	28:20.8 4:00.1 +4:58.9 ↓28	
191	 Tyler Ketcham Palm Beach Atlantic [JR]	28:21.3 3:40.1 +4:59.3 ↓16	137
192	 Nicholas Samuel Unattached [SR]	28:22.0 3:48.7 +5:00.1 ↓24	
193	 John Ross Donnes Lynn [SO]	28:23.8 3:31.3 +5:01.9 ↓9	138
194	 Nick Rosatti Valdosta State [SR]	28:25.9 3:26.3 +5:04.0 ↓5	139
195	 Riley Corcoran Tampa [FR]	28:28.3 3:36.6 +5:06.4 ↓12	
196	 Adam Mastrobuono Valdosta State [JR]	28:28.4 3:41.1 +5:06.5 ↓18	140
197	 Peyton Bailey Alabama-Huntsville [FR]	28:31.6 3:35.9 +5:09.7 ↓9	
198	 Owen Doyle Miami (Fla.) [FR]	28:31.9 3:29.0 +5:10.0 ↓8	141
199	 Mark Foster Auburn [FR]	28:33.2 3:38.1 +5:11.3 ↓12	
200	 Zachariah Rohrbough Palm Beach Atlantic [SO]	28:40.9 3:34.8 +5:19.0 ↓9	142

201	 Luke Sweatman Lynn [FR]	28:44.8 3:49.9 +5:22.9 ↓15	
202	 David Pautienus Florida Southern [SO]	28:47.8 3:39.6 +5:25.9 ↓10	
203	 Joshua Skielnik Lynn [JR]	28:49.8 3:37.4 +5:27.9 ↓9	
204	 Conor McCabe Clemson [SO]	28:52.5 3:43.3 +5:30.6 ↓11	
205	 Vincent Fetchero Unattached [JR]	28:56.5 3:40.1 +5:34.6 ↓10	
206	 Christopher Daniele Florida Tech [SR]	28:57.7 3:24.3 +5:35.8 ↓2	143
207	 Dalton Morley South Florida [JR]	29:00.9 3:33.8 +5:39.0 ↓10	144
208	 Jack Forbes West Florida [SO]	29:01.0 3:32.5 +5:39.1 ↓9	145
209	 Evan Cardec Lynn [FR]	29:02.9 3:38.0 +5:41.0 ↓13	
210	 Cormac O'Brien Miami (Fla.) [FR]	29:05.0 3:34.0 +5:43.1 ↓9	146
211	 Avery Cook Florida Tech [SO]	29:07.6 3:30.6 +5:45.7 ↓6	147
212	 Aiden Champagne Florida Southern [FR]	29:09.1 3:40.3 +5:47.2 ↓12	
213	 Jericho Cooley Florida Atlantic [JR]	29:14.3 3:42.0 +5:52.4 ↓11	148
214	 Isaac Studebaker Palm Beach Atlantic [FR]	29:15.6 3:47.3 +5:53.7 ↓16	149
215	 Alex Bagby Flagler [FR]	29:17.5 3:30.6 +5:55.6 ↓5	
216	 Rory Carmody Florida Atlantic [SO]	29:20.0 3:41.1 +5:58.1 ↓10	150
217	 Greg Kovacs Miami (Fla.) [FR]	29:21.2 3:37.9 +5:59.3 ↓9	151
218	 Alec Munger Valdosta State [FR]	29:21.9 3:38.0 +6:00.0 ↓9	
219	 John Kellum Miami (Fla.) [SR]	29:25.6 3:53.1 +6:03.7 ↓16	152
220	 Robert Stiff Flagler [FR]	29:28.4 3:37.5 +6:06.4 ↓9	
221	 Joshua Webb South Florida [FR]	29:32.1 3:49.2 +6:10.2 ↓14	153
222	 Austen Sekowski Valdosta State [FR]	29:34.3 3:43.3 +6:12.4 ↓10	
223	 Josh Flores Central Georgia Tech [FR]	29:37.9 3:39.6 +6:16.0 ↓9	154
224	 William Hibbard Florida Tech [SO]	29:44.2 3:31.9 +6:22.3 ↓7	155
225	 Alex Larrivee Florida Tech [FR]	29:48.2 3:43.1 +6:26.3 ↓10	156
226	 James Cain Alabama-Huntsville [FR]	29:55.3 3:57.9 +6:33.4 ↓13	
227	 Haydon Patrick Nova Southeastern [FR]	29:57.5 3:45.9 +6:35.6 ↓11	157
228	 Tretavious Jones Central Georgia Tech [FR]	29:58.1 3:42.9 +6:36.2 ↓10	158
229	 Zak Brown Central Georgia Tech [FR]	30:08.3 3:48.6 +6:46.4 ↓9	159
230	 Matthew Riordan Florida Tech [SO]	30:11.9 3:53.4 +6:50.0 ↓11	160
231	 David Adler Florida Tech [FR]	30:16.3 3:37.5 +6:54.4 ↓9	161
232	 Mario Ospina Unattached	30:17.5 3:41.1 +6:55.6 ↓11	
233	 Reese Van Putten Florida Tech [SO]	30:20.3 3:40.3 +6:58.4 ↓10	162
234	 Jaylen Caneus Florida Southern [FR]	30:20.5 3:38.6 +6:58.6 ↓10	
235	 Lucas Mardis Nova Southeastern [FR]	30:28.9 3:44.5 +7:07.0 ↓9	163
236	 Alex Bugielski Florida Tech [JR]	30:28.9 3:36.9 +7:07.0 ↓9	
237	 Jacob Kachadorian Alabama-Huntsville [FR]	30:40.2 3:47.0 +7:18.3 ↓9	
238	 Holden Decker Nova Southeastern [FR]	30:40.4 3:57.6 +7:18.5 ↓13	164
239	 Michael Cowles Florida Tech [FR]	30:41.5 3:42.5 +7:19.6 ↓10	
240	 Mackenzie Woods West Florida [SR]	31:00.6 3:46.4 +7:38.7 ↓9	165

241	 Ivan Guzman Central Georgia Tech [FR]	31:01.2 3:37.3 +7:39.3 ↓7	166
242	 Michael Hayeck Flagler [JR]	31:04.2 3:56.8 +7:42.3 ↓12	
243	 Luke Dickinson Florida Southern [FR]	31:30.5 4:08.1 +8:08.6 ↓11	
244	 Bodey Miller Florida Atlantic [FR]	31:37.3 4:14.5 +8:15.4 ↓11	167
245	 Joseph Javurek Florida Atlantic [FR]	31:46.2 4:09.4 +8:24.3 ↓10	168
246	 Fernando Palacios West Florida [JR]	31:53.3 3:56.2 +8:31.4 ↓10	169
247	 Matthew Labrato Florida Atlantic [SO]	32:03.6 4:00.1 +8:41.7 ↓10	170
248	 Andrew White West Florida [SO]	32:06.6 3:54.4 +8:44.7 ↓8	171
249	 Nicholas Von Graff Florida Atlantic [FR]	32:24.4 4:20.0 +9:02.5 ↓11	172

250	 Ethan Wattles Palm Beach Atlantic [FR]	32:28.2 4:19.7 +9:06.3 ↓11	173
251	 Ivan De La Cruz West Florida [FR]	33:11.9 4:28.6 +9:49.9 ↓10	174
252	 Leonidha Budo Unattached [SR]	33:12.6 3:58.0 +9:50.7 ↓10	
253	 Dylan Tran Central Georgia Tech [FR]	33:28.5 3:51.8 +10:06.6 ↓9	175
254	 Andrew Dizney Florida Tech [JR]	33:47.4 4:23.8 +10:25.5 ↓11	
DNF	 Colby Otero UNA-Florida State		
DNF	 Yves Uwimana South Florida [FR]		
DNF	 Thomas Kelton Lee (Tenn.) [FR]		
DNF	 Alex Miranda Lynn [SO]		
DNF	 Ayman Zahafi Miami (Fla.) [JR]		
DNF	 Zachary Pizzo Nova Southeastern [FR]		

PLACE	TEAM	8000M	1	2	3	4	5	(6)	(7)
1 ⇌	 Stanford	32 +1	2	3	6	10	11	(20)	(22)
2 ⇌	 Furman	61 ⇌	8	9	12	13	19	(23)	(24)
3 ⇌	 Florida State	83 +1	1	4	15	30	33	(36)	(49)
4 ↑1	 Charleston Southern	141 -3	5	18	26	45	47	(59)	(60)
5 ↓1	 Eastern Michigan	143 +4	7	14	28	37	57	(58)	(67)
6 ↑1	 Southern Utah	174 -43	16	25	40	41	52	(55)	
7 ↓1	 North Florida	174 +12	21	27	39	43	44	(46)	(62)
8 ⇌	 Alabama-Huntsville	239 +3	32	42	50	51	64	(70)	(76)
9 ⇌	 Lee (Tenn.)	257 +3	29	35	53	68	72	(77)	(81)
10 ⇌	 Auburn	271 -5	31	34	61	71	74	(115)	(121)
11 ⇌	 Florida Southern	325 +3	17	54	78	87	89	(97)	(101)
12 ⇌	 Clemson	355 +3	48	56	73	82	96	(105)	(112)
13 ⇌	 Tampa	399 +2	63	65	84	93	94	(104)	(108)
14 ⇌	 Florida Gulf Coast	428 +18	38	90	98	99	103	(111)	
15 ⇌	 Flagler	495 -1	79	91	102	107	116	(124)	(127)
16 ⇌	 Lynn	517 -12	75	83	114	117	128	(133)	(138)
17 ⇌	 Valdosta State	545 +8	86	92	100	132	135	(139)	(140)
18 ↑1	 Palm Beach Atlantic	563 -1	66	88	130	137	142	(149)	(173)
19 ↓1	 South Florida	574 +21	95	110	118	122	129	(144)	(153)
20 ⇌	 FIU	601 +9	106	119	120	125	131	(136)	
21 ↑1	 West Florida	628 +1	69	80	145	165	169	(171)	(174)
22 ↓1	 Miami (Fl.)	632 +20	85	109	141	146	151	(152)	
23 ⇌	 Nova Southeastern	741 +11	123	134	157	163	164		
24 ⇌	 Florida Atlantic	746 +10	113	148	150	167	168	(170)	(172)
25 ↑1	 Florida Tech	761 +1	143	147	155	156	160	(161)	(162)
26 ↓1	 Central Georgia Tech	763 +6	126	154	158	159	166	(175)	