


Gators



THE ALL-COMERS MEET

January 10, 1987



WELCOME

1987 FLORIDA ALL-COMERS MEET
The University of Florida, Host

Stephen C. O'Connell Center, Gainesville, Florida
Saturday, January 10, 1987

Schedule of Events

11am	LJ(m), HJ(w,m), PV(m), SP(w,m)
Noon	55H (trials; w,m), LJ(w)
12:15	55 (trials; w,m)
12:30	55H (final; m,w)
12:40	55 (final; w,m)
1pm	1500 (w,m), TJ (m)
1:15	400 (w,m)
1:30	500 (w,m)
1:45	800 (w,m)
2pm	1000 (w,m), TJ(w)
2:15	300 (w,m)
2:30	3000 (w,m)
2:55	4x800 (w,m)
3:10	4x100 (w,m)
3:30	DMR (w,m)
4pm	5000 (w,m)

Seeded heats are run first in each event

TABLE OF CONTENTS

NCAA Standards.....	2	For the Record.....	12-13
Last Year's Results.....	3-6	Feature Stories.....	14-16
Gator Schedules.....	7	Men's Entries.....	17-20
Gator Rosters.....	8-9	Women's Entries.....	21-22
O'Connell Center Honor Roll.....	10-11		

NEXT FOR THE GATORS: The men's track team will travel to Johnson City, Tenn. to participate in the Eastman Kodak Invitational on Jan. 16-17. The Lady Gators will be at the Hoosier Dome Invitational in Indianapolis, Ind. on Saturday, Jan. 17.

NEXT HOME MEET: The Gainesville Sun Invitational will be contested at the O'Connell Center on February 7-8.

The GATOR TRACK meet program is produced by the University of Florida Sports Information Office, compiled and edited by Marc Boehm, Dean Diltz, Mary Howard, and Joel Glass.

NCAA INDOOR TRACK & FIELD CHAMPIONSHIPS
 March 13-14, 1987
 The Myriad Center
 Oklahoma City, Oklahoma

Division I Men's Standards

Event	Fully Automatic	Manual
	Time (FAT)	Time (MT)
55-Meter Dash	6.22	
60-Yard Dash	6.22	
55-Meter High Hurdles	7.26	
60-Yard High Hurdles	7.26	
500-Meter Dash	1:01.50	1:01.2
600-Yard Dash	1:08.51	1:08.2
1,000-Meter Run	2:23.00	2:22.8
1,000-Yard Run	2:08.70	2:08.5
1,500-Meter Run	3:45.28	3:45.1
Mile Run	4:03.58	4:03.3
3,000-Meter Run	8:02.00	8:01.8
Two-Mile Run	8:41.00	8:40.8
1,600-Meter Relay	3:08.13	3:07.5
Mile Relay	3:09.23	3:09.0
3,200-Meter Relay	7:27.00	7:26.8
Two-Mile Relay	7:29.80	7:29.6
High Jump	2.22	
Pole Vault	5.26	
Long Jump	7.78	
Triple Jump	15.95	
Shot Put	18.75	
35-Pound Weight Throw	18.96	

Division I Women's Standards

Event	Fully Automatic	Manual
	Time (FAT)	Time (MT)
55-Meter Dash	6.87	
60-Yard Dash	6.87	
55-Meter Hurdles	7.92	
60-Yard Hurdles	7.92	
500-Meter Dash	1:12.17	1:11.6
600-Yard Dash	1:20.16	1:19.6
1,000-Meter Run	2:45.54	2:45.3
1,000-Yard Run	2:31.54	2:31.3
1,500-Meter Run	4:24.34	4:24.1
Mile Run	4:44.34	4:44.1
3,000-Meter Run	9:25.00	9:24.4
Two-Mile Run	10:05.00	10:04.4
1,600-Meter Relay	3:41.00	3:40.4
Mile Relay	3:42.20	3:41.6
3,200-Meter Relay	8:48.80	8:48.6
Two-Mile Relay	8:51.80	8:51.6
High Jump	1.81	
Long Jump	6.17	
Triple Jump	12.40	
Shot Put	15.30	

UNIVERSITY OF FLORIDA
 ALL-COMERS INDOOR TRACK & FIELD MEET
 Saturday, January 11, 1986
 Stephen C. O'Connell Center
 Gainesville, Florida

MEN'S RESULTS

5000 METERS

1. Hank Lee (South Alabama) 14:53.9
2. Mike Peveto (South Alabama) 15:04.6
3. Chuck Jernigan (South Alabama) 15:27.6
4. Tom Owens (Santa Fe JC) 17:25.1

POLE VAULT

1. David Watson (Florida) 17-0 3/4* (NCAA Qualifier)
2. Tommy Riether (Florida State) 17-0 3/4* (NCAA Qualifier)
3. Baker Vinci (unattached) 17-0 3/4
4. Joel Smith (Florida State) 15-6
5. Brian Fitzsimons (Florida State) 15-6
6. Larry Carr (Florida State) 14-6

55 METER HIGH HURDLES (Hand-Timed)

1. James Purvis (Georgia Tech) 7.2
2. Reggie Davis (Georgia Tech) 7.3
3. Jason Welsch (Florida A&M) 7.3
4. Ryan James (unattached) 7.4
5. Collie White (Santa Fe JC) 7.4
6. Dick Morris (Georgia Tech) 7.5

55 METER DASH

1. James Butler (unattached) 6.30
2. Dennis Mitchell (Florida) 6.31
3. Don Young (unattached) 6.32
4. Mark Picken (Georgia Tech) 6.36
5. Ray Bailey (South Carolina State) 6.48
6. Reggie Jackson (Edward Waters) 6.51

LONG JUMP

1. Ralph Spry (New Balance TC) 24-9 1/4 (7.55)
2. Nick Rahal (Florida) 24-2 1/2 (7.38)
3. Billy Close (Florida State) 23-9 1/2 (7.25)
4. Mark Johnson (Florida) 23-2 1/2 (7.07)
5. Sharon Shawn (unattached) 22-11 3/4 (7.00)
6. Maurice Davis (Georgia Tech) 22-10 3/4 (6.98)

SHOT PUT

1. John Turco (Florida) 57-4 (17.48)
2. Mike Bell (Florida State) 53-9 (16.39)
3. James Sims (Georgia Tech) 52-0 (15.86)
4. Chris Borden (South Carolina State) 47-7 (14.51)
5. Mark Abraham (South Carolina State) 46-6 (14.18)

HIGH JUMP

1. Neal Guidry (SW Louisiana) 7-3 1/2* (NCAA Qualifier)
- (T) 2. Hollis Conway (SW Louisiana) 7-0
3. Sonny Williams (So. Carolina St.) 7-0
4. Tom Stitt (Fla. St.) 7-0
5. Gary Snells (Fla. St.) 7-0
6. Darrell Willis (Fla. St.) 6-10

400 METERS

1. Malcolm Walters (So. Carolina St.) 48.43
2. Waddell Clark (Fla. St.) 48.64
3. Kevin Gordon (Fla. St.) 48.70
4. Peter Blount (Unatt.) 49.13
5. Leander McKenzie (Fla. St.) 49.2 (HT)
6. Greg Gordon (Unatt.) 49.53

* Antonio McKay (unatt.) timed at 45.64 (third best time in world) disqualified for lane violation.

1500 METERS

1. Jeff Piyg (Florida) 3:50.70
2. Mike Blaney (Florida) 3:57.50
3. Daniel Collins (Geo. Tech) 3:57.94
4. Chris Jacobsen (Florida) 3:59.2 (HT)
5. Jon Harris (Florida) 4:00.0 (HT)
6. Ken Peoples (Santa Fe CC) 4:02.5 (HT)

500 METERS

1. Clarence Daniel (Unatt.) 1:01.63
2. Mike Armour (Unatt.) 1:01.89
3. Carter Williams (Fla. St.) 1:02.15* (NCAA Qualifier)
4. Thomas Johnson (Fla. St.) 1:02.17* (NCAA Qualifier)
5. Nick Rahal (Florida) 1:02.52 (School Record)
6. Reggie Davis (Florida A&M) 1:02.68

800 METERS

1. Eugene Byrd (Florida)
2. Exra Catwell (So. Carolina St.)
3. Steve Conway (Florida)
4. Elton Miller (Edwin Waters)
5. Kenny Giles (No. Fla. CC)
6. Mark Brownlie (So. Alabama)

- 1:55.20
- 1:55.77
- 1:56.70
- 1:57.02
- 1:57.17
- 1:57.70

TRIPLE JUMP

1. Lester Scruggs (Unatt.)
2. Robert Clark (Florida A&M)
3. Shawn Sharon (Unatt.)
4. Leo Petterson (Unatt.)
5. Frank Long (Unatt.)
6. Tony Eaton (Fla. St.)

- 50-8 3/4 (15.46)
- 50-0 3/4 (15.25)
- 48-11 1/2 (14.92)
- 48-1 3/4 (14.67)
- 47-10 (14.58)
- 45-1 3/4 (13.76)

1000 METERS

1. Octavius Clark (Florida State)
2. Alan Drosky (Georgia Tech)
3. Randy Stephens (unattached)
4. Charles DeRousselle (Southwest La.)
5. Clint Prouty (Georgia Tech)
6. Quentin Howe (Florida Jr. College)

- 2:22.68 * NCAA Qualifier
- 2:23.20
- 2:24.12
- 2:26.1 (HT)
- 2:28.6 (HT)
- 2:31.9 (HT)

300 METERS

1. James Butler (unattached)
- new American indoor record, second fastest time in the world
2. Darryl Simmons (South Carolina St.)
3. Keith Chestnut (South Carolina St.)
4. Greg Gordon (unattached)
5. Larry Barnhill (Florida)
6. Wayne Livingston (Florida)

- 32.91
- 34:29
- 34.75
- 34.76
- 35.09
- 35.34

3000 METERS

1. Larry Green (unattached)
2. Eric Smith (Georgia Tech)
3. Mike Blaney (Florida)
4. Jon Harris (Florida)
5. Dave Barbash (South Florida)
6. Tim Patrick (South Florida)

- 8:15.93
- 8:19.53
- 8:19.9 HT
- 8:32.1
- 8:32.7
- 8:36.5

1600 METER RELAY

1. Florida State "A"
2. Georgia Tech
3. Florida State "B"
4. SW Louisiana
5. Florida A&M

- 3:11.88
- 3:15.99
- 3:15.9 (HT)
- 3:21.7 (HT)
- 3:39.0

3200 METER RELAY

1. Florida (Scot Bush, Chris Jacobsen, Mark Pietrofesa, John Thrailkill)
2. Florida A&M

- 8:10.2
- 8:44.4

DISTANCE MEDLEY RELAY

1. Georgia Tech
2. Florida (Byrd, Mitchell, Conway, Pigg)
3. North Florida
4. Jacksonville Univ.

- 9:59.3
- 10:10.3
- 10:52.5
- 11:22.9

UNIVERSITY OF FLORIDA
 ALL-COMERS INDOOR TRACK & FIELD MEET
 Saturday, January 11, 1986
 Stephen C. O'Connell Center
 Gainesville, Florida

WOMEN'S RESULTS

LONG JUMP

- Margaret Lyles (Florida A&M) 18-5 1/4 (5.62)
- Coletta Williams (South Carolina State) 18-3 1/4 (5.57)
- Patrice Taylor (South Carolina State) 17-5 (5.31)
- Tangela Mitchell (South Carolina State) 16-8 3/4 (5.10)
- Latashia Crews (Florida State) 16-8 (5.08)
- Sandra Eastmond (unattached) 16-1 3/4 (4.92)

SHOT PUT

- Christella Bradley (South Carolina State) 42-1 1/2 (12.84)
- Wilson (SC State) 38-3 1/2 (11.67)
- Colleen Rosensteel (Florida) 37-10 3/4 (11.55)
- Latashia Crews (Florida State) 37-3 1/4 (11.39)
- Janet Matthews (Florida) 36-4 (11.07)
- Joyce Prahasky (unattached) 36-2 (11.02)

TRIPLE JUMP

- Coletta Williams (South Carolina State) 39-4 (11.99)
- Margaret Lyles (Florida A&M) 37-1 3/4 (11.32)
- Sandra Eastmond (unattached) 33-11 1/4 (10.34)

55 METER HIGH HURDLES

- Kim Turnek (unattached) 7.93
- Collette Williams (South Carolina State) 8.14
- Ann Girvan (Florida State) 8.20
- Tangela Mitchell (South Carolina State) 8.73
- Latashia Crews (Florida State) 8.4 HT
- Traci Mims (Florida A&M) 8.6 HT

55 METER DASH

- Brenda Clifette (unattached) 6.82
- Michelle Finn (Florida State) 6.86* (NCAA Qualifier)
- Pauline Nelson (South Carolina State) 7.14
- Janet Levy (Florida State) 7.15
- Esmeralda Garcia (Florida State) 7.19
- Kim Pickney (South Carolina State) 7.20

HIGH JUMP

- Holly Kelly (Sunshine State TC) 5-6
 - Latashia Crews (Florida State) 5-4
 - Carol Tiller (Florida A&M) 5-0
 - Michaelle King (SW Michigan) 5-0
 - Martha Deters (JTC) 5-0
 - Joyce Prahasky (unattached) 4-10
- 1500 METERS
- Mary Ellen McGowan (Unatt.) 4:26.79
 - Trisha Clifford (Florida) 4:42.04
 - Jennie Messinese (Fla. St.) 4:42.11
 - Janie Regis (Fla. St.) 4:42.65
 - Sharon Chiong (Florida) 4:44.5 (HT)
 - Barbara Matthews (Fla. St.) 4:50.4 (HT)

400 METERS

- Janet Davis (Fla. St.) 56.58
- Famela Hawkins (Fla. St.) 56.68
- Patrice Taylor (So. Carolina St.) 56.93
- Angela Curry (Fla. St.) 56.31
- April Dempsey (So. Carolina St.) 59.90
- Sonia King (So. Carolina St.) 1:00.05

500 METERS

- Chris Crowther (Florida) 1:12.68
- Lori Ward (Florida St.) 1:13.15
- Janet Levy (Fla. St.) 1:14.64
- Susan Nash (Florida) 1:14.5.01
- Pearl Hospedales (Florida A&M) 1:15.14
- Carol Samuels (Fla. St.) 1:17.65

800 METERS (Hand-Timed)

- Susan Crisp (Florida) 2:15.9
- Angie Mogielski (North Florida) 2:16.1
- Jennifer Jonas (Florida State) 2:16.5
- Samantha Green (Florida State) 2:18.4
- Brenda Moore (Florida State) 2:20.8
- Jennie Messinese (Florida State) 2:21.8

1000 METERS

1. Mary Ellen McGowan (unattached) 2:54.04
2. Sandra Braasch (Florida) 2:54.43
3. Sonya Braasch (Florida) 2:57.16 (HT)
4. Marie Candalino (Florida) 3:01.8 (HT)
5. Barbara Matthews (Florida State) 3:08.7 (HT)
6. Cheryl Ericson (unattached) 3:14.8 (HT)

300 METERS

1. Brenda Cliette (unattached) 37:97
2. Pauline Nelson (South Carolina St.) 41.42
3. Marjorie Glandville (South Carolina St.) 41.72
4. Kim Pinkney (South Carolina St.) 41:98
5. Annette Amos (South Carolina St.) 43:16
6. Ann Girvan (Florida State) 43:62

1600 METER RELAY

1. Florida State "A" 3:46.63
2. Florida State "B" 3:47.82
3. Florida State "D" 4:00.50
4. Florida A&M "A" 4:00.65
5. Florida A&M "B" 4:02.49
6. South Carolina State 4:07.8 (HT)

3000 METERS

1. Beth Farmer (unattached) 9:51.75
2. Jean Hammen (Florida) 9:59.91
3. Kathy Welsh (Florida) 10:04.63 (HT)
4. Janie Regis (Florida State) 10:09.1
5. Chris Durstein (Florida) 10:23.4
6. Shelly Allen (unattached) 10:25.3

DISTANCE MEDLEY RELAY

1. North Florida 12:34.6
(first time ever contested in O'Connell Center)
2. South Carolina State 13:37.8
3. Central Florida Pacers 14:45.9

UNIVERSITY OF FLORIDA MEN'S
 TRACK & FIELD
 HEAD COACH: JOE WALKER, JR.

INDOOR TRACK

Date	Event	Site	Time
Jan. 10	Florida All-Comers	GAINESVILLE	10:00
Jan. 16-17	Eastman Kodak Invite	Johnson City, TN	Daily
Jan. 24	Nebraska Invitational	Lincoln, NE	9:00
Jan. 30	Wanamaker Millrose Games	New York, NY	6:00
Feb. 7-8	Florida Classic	GAINESVILLE	Daily
Feb. 15	Gator Open	GAINESVILLE	10:00
Feb. 28-Mar. 1	SEC Indoor Championships	GAINESVILLE	Daily
Mar. 7	Florida Fast Times	GAINESVILLE	12:00
Mar. 13-14	NCAA Championships	Oklahoma City, OK	Daily

OUTDOOR TRACK

Mar. 20-21	Domino's Pizza Relays	Tallahassee, FL	Daily
Mar. 25-28	Florida Sunkist Relays	GAINESVILLE	Daily
Apr. 3-4	Texas Relays	Austin, TX	Daily
Apr. 11	Tampa Track Classic	Tampa, FL	9:00
Apr. 18	Florida State	Tallahassee, FL	2:00
Apr. 23-25	Penn Relays Carnival	Philadelphia, PA	Daily
May 2	Arizona State & Nebraska	GAINESVILLE	1:00
May 9	Georgia Tech	Atlanta, GA	11:00
May 13-16	SEC Championships	Tuscaloosa, AL	Daily
May 22-23	Gatorade Classic	Knoxville, TN	Daily
May 30	Springtime Classic	Tallahassee, FL	11:00
June 3-6	NCAA Championships	Baton Rouge, LA	Daily
June 18-20	USA/TAC Championships	San Jose, CA	Daily

UNIVERSITY OF FLORIDA
 WOMEN'S TRACK/FIELD SCHEDULE, 1987
 (as of 12/1/86)

Indoor Track

Sat, Jan. 10	Florida All-Comers Meet, Gainesville, Florida
Sat, Jan. 17	Hoosier Dome Invitational, Indianapolis, Indiana
Sat, Jan. 24	UF-Nebraska-Iowa-Washington, Lincoln, Nebraska
Sat, Jan. 31	(open)
S/S, Feb. 7-8	Florida Classic, Gainesville, Florida
Sun, Feb. 15	Gator Open, Gainesville, Florida
Sat, Feb. 22	(open)
S/S, 2/28-3/1	Southeastern Conference Championships, Gainesville, Florida
Sat, March 7	Florida Fast-Time, Gainesville, Florida
F/S, March 13-14	NCAA National Championships, Oklahoma City, Oklahoma

Outdoor Track

F/S, March 20-21	Domino Relays, Tallahassee, Florida
F/S, March 27-28	Florida Relays, Gainesville, Florida
F/S, April 3-4	Texas Relays, Austin, Texas
Sat, April 11	Tampa Classic, Tampa, Florida
Sat, April 18	Eastern Invitational, Tallahassee, Florida
TFSS, April 23-25	Penn Relays, Philadelphia, Pennsylvania
Sat, May 2	UF-Nebraska-Arizona State, Gainesville, Florida
Sat, May 9	(open)
WTFS, May 13-16	Southeastern Conference Championships, Tuscaloosa, Alabama
F/S, May 22-23	Gatorade Classic, Knoxville, Tennessee
WTFS, June 3-6	NCAA National Championships, Baton Rouge, Louisiana
TFSS, June 25-28	USA/TAC National Championships, San Jose, California
July 5-16	World University Games, Zagreb, Yugoslavia
July 15-26	U.S. Olympic Festival, Durham, North Carolina
August 8-14	Pan American Games, Indianapolis, Indiana
Aug 29-Sept 6	World Championships, Rome, Italy

WOMEN


UNIVERSITY OF FLORIDA WOMEN'S TRACK AND FIELD ROSTER
(as of 12/1/86)

<u>Name</u>	<u>Yr</u>	<u>Home Town</u>	<u>Indoor Event(PR); *outdoor event</u>
Sharon Ahearn	FR	Bernardsville, NJ	3000m(10:50)
La Cheryl Aikens	FR	Tampa, Florida	*100m(12.2), *200m(25.7)
Sandra Braasch	JR	Orange Park, Fl.	800m(2:08.16), 1000m(2:48.67)
Sonja Braasch	JR	Orange Park, Fl.	1000y(2:29.48), 1500m(4:23.98)
Deborah Brauer	JR	Naples, Florida	800(2:07.4), 1000m(2:50.38),
Sharon Chiong	SR	Miami, Florida	1000y(2:37.99), 1500m(4:26.85)
Tricia Clifford	SO	Camp Hill, Pa.	SP(42'9"), *Discus(133'7")
Susan Crisp	SO	Lilburn, Georgia	3000m(9:45.1), 5000m(17:37.9),
Chris Crowther	SR	Joliet, Illinois	3 mile(16:28.65), *10k(35:40.15)
Mary Dougherty	FR	St. Petersburg, Fl.	1500m(4:35.6), 3000m(9:55.0),
Donna Duffee	FR	Tallahassee, Fl.	5000(17:22.7)
Chris Durstein	SO	Allison Park, Pa.	400m(56.1), 800m(2:08.75),
Nancy Freeman	SO	Grayson, Georgia	1000y(2:36.59), 1500m(4:34.1)
Beth Gamber	FR	Winter Park, Fl.	400m(54.60), 500m(1:11.30),
Ann Glasse	FR	Palm Bay, Florida	600y(1:20.34), 800m(2:03.76)
Joan Hammeren	JR	Bismarck, N.D.	*400mH(58.21)
Caroline Lisiewski	SO	Delran, New Jersey	1500m(4:49), 3000m(10:33.8)
Heidi Mann	SR	Glens Falls, N.Y.	*200m(26.3), 400m(59.7)
Kathy Marshall	FR	Seminole, Florida	3000m(10:00.9), 3 mile(16:37.67),
Lisa Martin	SR	Englewood, Colorado	5000m(17:32.7)
Laura Matson	FR	Bloomfield Hills, Mi	3000m(10:20.38), 5000m(17:43.22)
Janet Matthews	SR	Overland Park, Ks.	*10k(36:12.12)
Denise Mitchell	JR	Sicklerville, N.J.	3000m(11:07.8)
Susan Nash	JR	New Lexington, Ohio	*100m(12.1), *200m(25.6)
Solvi Nybu	SO	Hamar, Norway	1500m(4:26.70), 3000m(9:36.78),
Colleen Rosensteel	SO	S. Greensburg, Pa.	5000m(17:01.1)
Kathy Schaefer	SO	Gainesville, Fl.	*javelin(137')
Michelle Sica	SO	Forest Park, Ohio	Pentathlon(3929), HJ(5'10.5"),
Kathy Welsh	SO	Kettering, Ohio	55H(8.29), LJ(19'1"), SP(42'8")
Kathie Wild	FR	Longwood, Florida	TJ(38'8.75"), 800m(2:19.37)
Clarinda Wilson	SO	Coos Bay, Oregon	*Heptathlon(5579), *jav(156'7")
COACHES:			*400H(63.5)
Head Coach	Dr. Lyle Knudson		*discus(162'7")
Assistant Coach	Scott Irving		1500m(4:21.94)
Assistant Coach	Mike Holloway		shot put(41'7"), *discus(176'9")
Coaching Assistant	Anita Kelly		300y(35.1), 300m(39.11),
Coaching Assistant	Kelly Landry		400m(53.06), 500m(1:11.32)
			800m(2:06.00), 1000y(2:30.96),
			1000m(2:44.82), 1500m(4:23.0)
			*javelin(199'8")
			SP(45'2"), *discus(168'11")
			3 mile(17:45.39), 5000m(18:40.4)
			*10k()
			3000m(9:58.33), 2 mile(10:44.52),
			5000m(17:37.14)
			3000m(10:00.0), 2 mile(10:49.20),
			5000m(17:08.73)
			*400mH(64.0)
			*javelin(171'4")
			events- middle distance, distance,
			multiple events, high jump
			events- throws
			events- sprints, long sprints,
			hurdles, horizontal jumps
			events- middle distance, distance
			events- throws

1987 GATOR TRACK AND FIELD ROSTER

NAME	EVENTS	HT	WT	CL	EXP	HOMETOWN (HIGH SCHOOL)
Shawn Akridge	TJ-LJ	6-1	167	SR	3L	Gainesville, FL (Gainesville)
Vance Amos	200-400	5-10	155	JR	SQ	Forty Fort, PA (Wyoming Valley)
Jeff Barnett	Dist.	5-7	130	FR	HS	Clearwater, FL (Countryside)
James Baxley	HJ-DEC	6-1	150	FR	HS	Eustis, FL (Eustis)
Mike Blaney	Dist.	5-9	132	SR	2L	Jupiter, FL (Palm Beach Gardens)
Mike Bilyeu	Mid. Dist.	5-11	152	JR	2L	Tulsa, OK (Nathan Hale)
Bill Brown	PV	5-7	125	FR	HS	Winter Park, FL (Winter Park)
Scot Dush	Mid. Dist.	6-0	170	SO	1L	Port Richey, FL (Hudson)
C.T. Burkett	Dec.	6-0	155	SO	1L	Dayton, OH (Centerville)
Eugene Byrd	Mid. Dist.	5-8	135	SR	3L	Leland, MS (Leland)
Andy Carter	DT-SP-JT	5-11	240	SO	TR	Mims, FL (Titusville)
Steve Conway	Mid. Dist.	5-9	135	SR	3L	Spartanburg, SC (Spartanburg)
Sean Donovan	Dist.	6-0	146	FR	HS	Yardley, PA (Clark Central)
Alex Duran	SP-DT	6-4	230	SO	SQ	Hialeah, FL (Hialeah-Miami Lakes)
Mark Everett	400	5-11	150	FR	HS	Bagdad, FL (Milton)
Mike Fannin	PV	6-1	175	FR	HS	Ashland, KY (McCallie, TN)
Richard Fannin	Dist.	5-10	140	FR	HS	Jacksonville, FL (Bolles)
Jimmy Farmer	Dist.	5-8	145	FR	HS	Jacksonville, FL (Jacksonville)
Ed Frazier	100-200-400	6-0	185	JR	2L	Greenville, NC (J.H. Rose)
Tripp Godfrey	Dist.	5-9	130	JR	2L	Jacksonville, FL (Bolles)
Danny Hall	Sprints	5-9	155	JR	2L	Bartow, FL (Bartow)
Jon Harris	Dist.	5-7	130	JR	2L	Ft. Myers, FL (Ft. Myers)
Mark Johnson	100-200-LJ	5-11	163	JR	2L	Nassau, Bahamas (St. John's)
Timmy Johnson	TJ-LJ-400	5-11	155	JR	TR	Quincy, FL (James A. Shanks)
Brian King	Hurdles	6-0	170	FR	HS	Miami, FL (Miami Sunset)
Tony Jones	Sprints	5-11	180	SO	1L	Tallahassee, FL (Rickards)
Rennie Latson	HH-IH	6-0	160	FR	HS	Ft. Lauderdale, FL (St. Thomas Aquinas)
Chris Leeuwenburgh	PV-HH-SPR-DEC	6-0	175	SR	TR	Gravenhage, Holland (Gegbroek VCL)
Benjamin Lowe	Middle Dist.	6-1	170	FR	HS	Jacksonville, FL (William M. Raines)
Bob McMahon	HJ	6-1	155	FR	HS	Eustis, FL (Eustis)
David Mendez	Hurdles	6-1	165	FR	HS	Miami, FL (Pace)
Owen McGregor	Sprints	6-0	165	JR	TR	Kingston, Jamaica (St. Andrew)
Dennis Mitchell	100-200-400	5-8	156	SO	2L	Esckerville, NJ (Edgewood)
Louis Oliver	Sprints	6-2	206	SO	HS	Belle Glade, FL (Glades Central)
Steve Ott	PV	6-0	160	SO	TR	Summerfield, FL (Lake Weir)
Purvis Parker	800	6-0	165	SO	SQ	Plant City, FL (Plant)
Jeff Pigg	Mid. Dist.	5-8	128	SR	3L	Rogersville, MO (Rogersville)
Nick Rahal	LJ-400	6-2	170	SR	3L	Rockledge, FL (Rockledge)
Dylan Rowe	SP	5-7	138	FR	HS	Winter Spring, FL (Lake Howell)
Dave Ruggiero	Dist.	6-0	150	SO	SQ	Orange Park, FL (Orange Park)
Jay Schofield	Dist.	6-0	140	FR	HS	Gainesville, FL (Buchholz)
Keith Sibo	PV	6-0	165	FR	HS	New Port Richey, FL (Ridgewood)
Stacey Simmons	Sprints	5-10	170	FR	HS	Clearwater, FL (Dunedin)
Millie Snead	Sprints	6-0	172	FR	SQ	Belle Glade, FL (Glades Central)
Oscar Sosa	Dist.	5-9	130	SR	TR	Jacksonville, FL (Robert E. Lee)
John Turco	SP	5-9	225	JR	2L	Whittier, CA (Whittier)
Aaron Wallace JR.	HJ-LJ-SP	6-1	175	JR	TR	Pivara Peach, FL (Suncoast)
David Watson	PV	5-10	165	SR	3L	Tampa, FL (Hillsborough)
Adrian White	Sprints	6-0	198	SR	2L	Orange Park, FL (Orange Park)
Wayne Williams	Sprints	5-10	185	SO	HS	Titusville, FL (Titusville)
Michael Wiltse	Dist.	5-9	150	FR	HS	Naples, FL (Naples)

GATOR COACHING STAFF: Head Men's Coach- Joe Walker Jr. (second year, Mississippi College (BS) 1969, (MS) 1972
 Assistant Men's Coach- John Webb (second year, Florida State (BS) 1979, Mississippi (MS) 1982
 Assistant Coaches- Clarence Daniel (second year, Mississippi (BS) 1984
 John Kenneson (first year, SW Missouri (BS) 1982, Mississippi (MS) 1984
 Volunteer Coaches- Kevin Kelly, Keith Brantly, Mike Cotton, Ralph Spry



O'CONNELL CENTER HONOR ROLL (best marks, all athletes, under defined standards; through 3/9/86)

55m

6.72	Gwen Torrence	Ga	2/9/85
6.72	Gwen Torrence	Ga	2/8/86
6.75	Janet Burke	Neb	3/2/84
6.82	Nichelle Finn	FSU	3/2/84, 3/2/85
6.84	Brenda Cliette	un	1/11/86
6.84	Rose Gilmore	EKU	3/2/84
6.86	Esmerelda Garcia	FSU	3/2/85
6.88	Janet Davis	FSU	3/2/84
6.89	Inger Peterson	UNLV	3/9/86
6.89	Sandra Smith	Ga	3/2/85
6.91	Juliet Cuthbert	Tex	2/3/85
6.91	Marita Payne	FSU	3/2/84
6.93	Pauline Davis	Ala	2/8/86
6.95	Nichelle King	LSU	3/2/84
6.98	Kandy Glvens	FSU	3/2/84
6.99	Cathy Barber	Ky	3/2/84

300m

37.30*	Alice Jackson	unat	2/2/86
37.84	Marita Payne	FSU	3/5/82
37.97	Brenda Cliette	unat	1/11/86
38.94	Janet Davis	FSU	2/3/85
39.01	Fawn Young	Aub	2/2/86
39.09	Piper Bressant	UF	2/9/85
39.11	Denise Mitchell	UF	2/9/85
39.67	Julie Johnson	Sav	2/9/85

f - American Record

400m

53.49	Shovonda Williams	LSU	3/9/86
53.67	Lillie Leatherwood	Ala	3/2/85
54.17	Gail Emmanuel	Grblg	3/2/85
54.21	Janet Davis	FSU	3/2/84
54.27	Denise Mitchell	UF	2/8/86
54.29	Piper Bressant	UF	3/2/84
54.30	Iirey Oliver	Tenn	2/11/84
54.3	Stephanie Bonner	Aub	2/12/83
54.65	Terri Julian	Ga	3/2/85
54.69	Susan Schurr	Tex	2/3/85
54.80	Michelle Morris	LSU	3/2/84
54.87	Sharrillea Barksdale	Ta	2/11/84

500m

1:09.38*	Cathy Rettray	Tenn	2/11/84
1:09.75*	Joetta Clark	AW	3/2/85
1:10.90	Cynthia Green	Grblg	3/2/85
1:11.30	Chris Crowther	UF	2/2/86
1:11.32	Denise Mitchell	UF	3/9/86
1:11.59	Gail Convey	AFA	3/2/85
1:11.80	Piper Bressant	UF	2/11/84
1:11.89	Maureen Stewart	Rice	3/9/86
1:11.90	Yolanda Small	Grblg	3/2/85
1:11.99	Nichele Morris	DelSt	3/9/86
1:12.24	Ovrl Dywer-Brown	FSU	3/2/84
1:12.58	Veronica McIntosh	Vill	2/3/85

w - World Record
f - American Record

800m

2:06.68	Chris Crowther	UF	2/16/86
2:08.16	Sandra Brassch	UF	2/16/86
2:08.16	Gina Proccaccio	UF	3/2/84
2:08.23	Debbie Grant	Vill	2/3/85
2:08.68	Vendy Knudson	Bud	1/21/84
2:08.85	Kerol Davidson	Tenn	2/11/84
2:09.03	Kelly Hackler	FSU	2/11/84
2:09.11	Susan Nash	UF	2/2/86
2:09.61	Doreen Best	Grblg	3/2/85
2:09.73	Beth Atkins	UF	3/2/84
2:09.74	Sonja Brassch	UF	2/16/86
2:09.80	Donna Campbell	UF	2/12/82
2:09.90	Sandy Schuler	Va	3/2/85

1000m

2:37.91	Joetta Clark	AthW	3/9/86
(2:23.5 at 1000y, World Record)			
2:42.61	Linda Detlefsen	Ga	2/11/84
2:44.51	Gina Proccaccio	UF	2/11/84
2:45.1	Loreen White	Ga	3/9/86
2:45.83	Nancy Kettie	FSU	2/3/85
2:45.95	Liz Lynch	Ala	2/8/86
2:46.3	Alisa Harvey	Tenn	2/11/84
2:46.61	Misay Vaughan	Ky	3/2/84
2:46.74	Kim Kelly	Va	3/2/84
2:46.6	Beth Atkins	UF	2/11/84
2:47.12	Susan Nash	UF	2/16/86
2:47.19	Mary Ellen McGowan	Vill	2/3/85
2:47.97	Kirsty McDermott	GB	1/27/84

f - American Record

1500m

4:16.29	Linda Detlefsen	AW	2/3/85
4:16.51	Shelly Stealy	UF	3/2/85
4:17.5	Brenda Webb	AW	3/4/83
4:17.73	Nancy Kettie	FSU	3/2/85
4:17.82	Liz Lynch	Ala	2/8/86
4:18.39	Gina Proccaccio	Cony	2/2/86
4:21.15	Sherry Hoover	Kntky	3/9/86
4:21.44	Jill Haworth	Va	2/4/83
4:21.2	Lynne Strauss	NCSU	3/4/83
4:21.46	Margaret Coomber	FSU	3/2/84
4:22.02	Kelly McNe	Ill	3/9/86
4:22.0	Liz Natale	Tenn	3/4/83
4:22.3	Wendy Knudson	AITC	2/12/83
4:22.71	Kirsti Voldnes	Clem	2/9/85

3000m

9:09.02	Shelly Stealy	UF	1/27/85
9:11.1	Allison Wiley	Stan	1/15/83
9:12.06	Mary Ellen McGowan	unat	3/9/86
9:14.07	Alison Qualch	Tenn	2/11/84
9:17.05	Wendy Van Hiarlo	IllSt	3/2/84
9:19.58	Martha White	Va	2/5/83
9:20.69	Beth Farmer	UF	2/5/83
9:22.26	Liz Natale	Texas	2/2/86
9:23.24	Sara Schumakher	IllSt	3/2/84
9:24.9	Mary Jean Wright	Va	2/5/83
9:25.02	Holly Murray	UNC	3/9/86
9:26.34	Monica O'Reilly	Tenn	3/9/86
9:26.2	Ene Cuervara Mora	FIU	3/2/84
9:26.9	Carla Borovicka	Kang	3/2/85

5000m

15:37.5	Brenda Webb	Adida	2/2/86
16:31.7	Beth Farmer	UF	1/27/85
17:01.1	Joan Noumeren	UF	2/16/86
17:04.0	Brenda Malinowski	Aub	2/2/86
17:07.4	Hindy Lukens	Ala	2/8/86
17:22.7	Tricia Clifford	UF	2/16/86

55m Hurdles

7.63	Patricia Davis	StAug	3/9/86
7.68	Alicia Bass	LSU	3/9/86
7.74	Rosalind Pendergraft	Aub	2/8/86
7.6	Lori Dinello	UF	2/11/83
7.85	Tonja Brown	FSU	1/16/82
7.88	Kim Turner	wnat	2/2/86
7.88	Floria Hyacinth	Ala	3/9/86
7.90	Benita Fitzgerald	Tenn	2/5/83
7.91	Clara Halstrom	Aub	2/3/85
7.94	Joanna Brova	FSU	2/8/86
8.01	Cheryl Wilson	LSU	3/9/86
8.03	Angie Taylor	IllSt	3/2/85
7.8	Almutha Roland	SFCC	2/12/83, 3/4/83
7.8	Debbie DeCosta	Ga	2/12/83
7.8	Myrtle Chester	Tenn	3/4/83

Long Jump

20'5.25"	Esmerelda Garcia	FSU	3/9/86
20'5"	Shonnell Ferguson	Bah	3/2/84
20'5"	Sharon Clark	LSU	3/9/86
20'3"	Claire Connor	LSU	3/9/86
20'2.5"	Kim Schofield	UF	2/5/83
20'1.25"	Nichelle Finn	FSU	3/9/86
20'1"	Alice Bennett	FSU	3/6/81
19'10.5"	Flora Hyacinth	Ala	2/8/86
19'10.25"	Kathy Renkins	Ga	2/21/83
19'9"	Colette Williams	SCSC	1/21/84
19'9"	Linda Spanat	Md	2/3/85
19'8.25"	Vogel Newsome	FAM	2/5/83

Triple Jump

43'5.5"	Esmerelda Garcia	FSU	3/2/85
40'2.25"	Cheryl Wilson	LSU	3/9/86
39'8.75"	Madeline DeJesus	PuRco	2/16/86
39'4"	Colette Williams	SCSC	1/11/86
39'2"	Stephanie Gurysh	PNSt	2/2/86
39'1.75"	Michelle Johnson	Va	3/9/86
38'9"	LaTanya Hyan	Ga	3/9/86
38'3.75"	Donna Ellerson	Ga	2/9/85
38'1"	Edith Childress	EKU	3/2/85

High Jump

6'0"	Dina Glasdottir	Ala	1/23/82
5'11.75"	Bridget Reid	Can	3/2/84
5'11.25"	Wendy Markham	FSU	3/4/83
5'10.5"	Heidi Mann	UF	2/3/85
5'10.5"	Yetta Shelton	Ala	2/11/84
5'10.5"	Erlisba Gvin	IllSt	3/2/84, 3/9/86
5'10"	Kim Hatchett	Va	2/5/83
5'10"	Holly Kelly	SSTC	2/8/86
5'9.25"	Lori Carroll	UF	2/3/85
5'9.25"	Hyacinth Robinson	KySt	2/16/86

Shot Put

53'3.25"	Denise Wood	KTC	2/5/83
52'4.75"	Carol Cady	Stan	1/15/83
50'3.5"	Pat Walsh	Tenn	2/11/84
49'1.5"	Pis-Iacova	Ala	3/2/85
48'7.75"	Stephanie Thomas	Tenn	2/11/84
47'10.5"	Jill Palmer	Ga	3/2/85
47'3.25"	Susie Ray	UF	2/3/85
47'1"	Jackie Wallace	Tenn	3/2/85
46'9"	Sharon Lotmore	UF	3/6/81
46'7.25"	Jana Reid	Aub	2/2/86
46'6.75"	Fan Duke	Stan	1/15/83
46'6"	Quanna Beasley	Bud	1/21/84

Pentathlon

3934	Linda Spanat	Md	2/3/85
3929	Heidi Mann	UF	2/3/85
3824	Myrtle Chester	Tenn	2/5/83
3572	Beth Sheehan	Va	3/9/86
3541	Ann Bair	Va	2/5/83

4x400 Relay

3:37.17*	University of Georgia		3/9/86
3:38.24	Delaware State College		3/9/86
3:38.79	Grambling University		3/2/85
3:39.76	University of Texas		2/3/85
3:40.54	Florida State University		3/2/84
3:41.56	University of Nebraska		2/3/85
3:41.76	University of Florida		2/3/85
3:41.98	University of Virginia		2/5/83
3:42.09	Villanova University		2/2/86
3:44.19	University of Alabama		3/2/84
3:45.8	Auburn University		2/3/85

f - American Record

4x800 Relay

8:29.35*	University of Florida		3/9/86
8:38.87	Louisiana State Univ.		3/2/83
8:38.34	Florida State University		3/2/83
8:48.10	University of Texas		2/3/85
8:52.3	Stanford University		1/15/83
8:53.23	Illinois State University		3/2/84
8:53.24	Villanova University		2/3/85
8:53.0	Univ. of Nevada, Las Vegas		3/9/86
8:59.69	Air Force Academy		3/2/84

* - World and American Record

O'CONNELL CENTER

TOP TEN ALL-TIME PERFORMANCES

55 METER DASH

Lesler Benjamin, Georgia	6.14*	2-11-83
Emmitt King, Alabama	6.14	2-27-82
Lamar Smith, Alabama	6.16	2-11-84
Lee McRae, Pittsburgh	6.16	2-02-86
Lee McNeill, East Carolina	6.21	1-27-85
Eric O'Neal, Mississippi	6.22	2-09-85
Greg Moses (Clemson)	6.23	2-08-86
Emmitt King, Alabama	6.24	2-27-82
Norman Edwards, Georgia	6.24*	2-11-83
Neal Jessie, Georgia	6.24*	2-11-83

55 METER HURDLES

Willie Gault, Tennessee	7.16	2-27-82
Billy Richard, Georgia	7.20	2-27-82
Kenneth Gray, Florida	7.24*	3-04-83
Bernard Williams, Louisiana State	7.25	3-09-86
James Purvis, Georgia Tech	7.26	2-08-86
Arthur Blake, Florida	7.27	1-13-85
Keith Talley, Alabama	7.28	2-08-86
Eric Reid, Louisiana State	7.28	3-09-86
Craig White, East Carolina	7.29	1-27-85
Mike Holloway, Florida	7.30	3-06-81
Raymond Siles, Georgia Tech		2-14-82
Raymond Siles, Georgia Tech		2-05-83
John Roberts, Florida		3-04-83
Kelvin Reese, Santa Fe CC		3-04-83
Reggie Davis, Florida A&M		1-13-85

300 METER DASH

James Butler, unattached	32.91 (AR)	1-11-86
Michael Timpson, Penn State	33.01 (CR)	2-02-86
Dennis Mitchell, Florida	33.12	3-09-86
Daron Council, Auburn	33.19	2-03-85
Tony Dees, Mississippi	33.36	2-09-85
Dennis Mitchell, Florida	33.37	2-02-86
Stanley Blalock, Georgia	33.38	2-08-86
Dennis Mitchell, Florida	33.51	2-03-85
Tony Dees, Mississippi	33.53	2-05-83
Dennis Mitchell, Florida	33.55	2-09-85

400 METER DASH

Antonio McKay, Georgia Tech	45.79#	2-11-84
Clarence Daniel, Mississippi	46.11	2-11-84
Clarence Daniel, U. of Florida TC	46.33	2-08-86
Stanley Blalock, Georgia	46.55	2-11-84
Wally Bumpas, Mississippi	47.13	2-27-82
Walter McCoy, Athletic Attic		3-04-83
Ronnie Taylor, Athletic Attic	47.35	3-04-83
George Washington, Mississippi St.		2-27-82
Dennis Mitchell, Florida	47.36	2-08-86
Clarence Daniel, Mississippi	47.46	2-05-83

500 METER DASH

Clarence Daniel, unattached	1:00.85 (WR)	2-02-86
Thomas Johnson, Florida State	1:01.10 (CR)	2-02-86
Clarence Daniel, U. of Florida TC	1:01.21	2-16-86
Mike Armour, Georgia Tech	1:01.26#	1-13-85
Dennis Mitchell, Florida	1:01.38	2-16-86
Reggie Davis, Florida A&M	1:01.43	2-16-86
Clarence Daniel, unattached	1:01.63	1-11-86
Reggie Davis, Florida A&M	1:01.81	1-27-85
Mike Armour, unattached	1:01.89	1-11-86
Sieve Griffiths, Auburn	1:01.91	2-03-85

800 METER RUN

John Hinton, Virginia	1:49.24	3-02-85
Steve Burgess, Georgia	1:49.34	3-02-84
Ocky Clark, unattached	1:49.68	3-02-85
John Hinton, Virginia	1:49.79	3-02-84
Mark Fowler, Louisiana State		3-02-85
Ocky Clark, Florida State	1:49.86	2-16-86
Glen Cunningham, Nebraska	1:50.09	3-02-84
Mike Lindsey, Florida	1:50.44	1-23-82
Jack McIntosh, Bud Light TC	1:50.54	1-13-85
Randy Moore, Penn State	1:50.56	2-03-85

1000 METER RUN

Ocky Clark, Florida State	2:21.32	3-09-86
Pat Parris, Drake	2:21.53	3-09-86
Yul Provancha, Auburn	2:21.94	3-09-86
William Wuyke, Alabama	2:22.22	2-27-82
Jack McIntosh, Bud Light TC	2:22.50	2-09-85
Ross Donoghue, New York AC	2:22.56	3-04-83
Ocky Clark, Florida State	2:22.68	1-11-86
Regis Humphrey, Nebraska	2:22.94	3-09-86
Chuck Broughton, Florida	2:22.3	3-06-81
Jimmy Fulch, Florida	2:22.4	2-06-81

1500 METER RUN

Todd Sinclair, Florida	3:41.4	3-05-83
Jeff Pigg, Florida	3:42.74	2-02-86
Martin Clark, Kentucky	3:43.03	3-02-85
Alan Drosky, Georgia Tech	3:43.37	3-09-86
Bob Mau, Northwestern	3:44.04	2-02-86
Davd Strahl, Florida	3:44.6	3-05-83
Todd Sinclair, Florida	3:44.8	2-14-82
Bob Hudson, Penn State	3:44.88	2-03-85
Mark Overholm, Penn State	3:44.89	2-03-85
Brian Jaeqer, Auburn	3:45.08	2-03-85

3000 METER RUN

Raf Wyns, Iowa State	7:49.83	3-09-86
Dave Reid, Alabama	7:52.4	3-09-86
Brian Abshire, Auburn	7:54.66	2-02-86
Peter McColgan, Alabama	7:54.4	3-09-86
Chris Fox, Auburn	7:59.1	2-27-82
Louis Ostalozaga, unattached	7:59.89	3-04-83
Keith Branly, Florida	7:59.9	2-27-82
Brian Abshire, Auburn	8:00.01	2-03-85
Peter McColgan, Alabama	8:01.14	3-02-85
Ricky Pillman, Tennessee	8:01.3	2-27-82

5000 METER RUN*

Herb Wils, Florida State	14:00.10	3-05-82
Doug Tolson, Tennessee	14:04.44	2-27-82
Ricky Pillman, Tennessee	14:04.51	2-27-82
Peter Vandekerhove, Clemson	14:08.41	2-08-86
Keith Branly, Florida	14:08.61	2-27-82
Dave Benesema, Kentucky	14:09.26	2-27-82
Mark Strucko, Mississippi State	14:09.7	2-27-82
Eric Smith, Georgia Tech	14:21.34	2-08-86
Bill Cason, unattached	14:21.51	2-08-86
Dan Predmore, unattached	14:23.5	3-05-82

1600 METER RELAY

Alabama (Smith, Monroe, Menefee, Vaughans)	3:08.52	3-02-84
Florida (Thacker, Bixont, Gray, Rahal)	3:08.67	3-02-84
Auburn (Griffiths, Beaufort, Council, McDonagaki)	3:08.72	3-02-84
Florida State (Magee, Washington, Close, Johnson)	3:09.27	3-02-85
North Carolina State (Gokitsby, Jenkins, Prebles, McSwain)	3:09.59	3-09-86
Bud Light TC	3:09.62	3-02-85
Florida State	3:09.6	3-06-81
Florida State (Washington, Waddell, Wilkams, Johnson)	3:09.90	2-02-86
Auburn (Hardy, Griffiths, Brooks, Henderson)	3:10.01	2-03-85
Auburn (Henderson, Griffiths, Hardy, Campbell)	3:10.05	2-02-86

3200 METER RELAY

Houston Baptist (Foreman, Fry, Shinnessol, Lahrntia)	7:22.19	2-16-86
Auburn (Fabush, Sheehan, Hudson, Lindley)	7:22.69	2-16-86
Auburn (Owens, Herzog, Brooks, Jones)	7:24.81	2-27-82
Tennessee (M. Patrick, Magee, Harden, O. Patrick)	7:24.96	2-27-82
Louisiana State (Lewis, Fowler, Louis, Dinks)	7:25.35	3-09-86
Georgia (Freeman, Herd, Rosboro, Hodges)	7:26.00	2-27-82
Penn State (Watson, Shifer, Bailey, Mills)	7:28.77	2-02-86
Auburn (Sheehan, Hudson, Under, Fabush)	7:29.44	2-02-86
Northwestern (Cull, Keller, Croft, Mau)	7:29.95	2-02-86
St. Augustine's NC (Parker, Richardson, Chapman, Jones)	7:30.23	3-09-86

DISTANCE MEDLEY RELAY

Virginia	9:47.1	3-05-82
Air Force	9:50.95	3-02-84
Duke	9:51.9	3-05-82
Georgia Tech	9:59.3	1-11-86
Florida	10:10.3	1-11-86
Wake Forest	10:11.57	3-02-84
Florida TC	10:34.16	3-02-84

SHOT PUT

John Turco, Florida	61-7½	2-16-86
Mike Judge, Georgia	61-6¼	2-16-86
Chuck Locke, Tennessee	61-5¼	2-27-82
Mike Jurke, Georgia	60-10	2-08-86
Mike Spirito, Clemson	60-7¾	2-08-86
Jon Newell, Tennessee	60-2	2-27-82
Neil Serafenas, Florida	50-11¾	3-15-82
John Turco, Florida	59-8¼	3-09-86
John Turco, Florida	59-1¼	2-08-86
Neil Serafenas, Florida	58-9½	2-27-82
Greg Reyner, Penn State	58-5¼	2-02-86

HIGH JUMP

Dothel Edwards, Georgia	7-5½	2-16-86
Thomas McCants, Alabama	7-5	2-11-84
Jim Pringle, unattached		2-11-84
Neal Guidry, SW Louisiana	7-3½	1-11-86
Victor Smalls, Clemson		2-08-86
Kenny Smith, Florida State	7-3	3-04-83
Jim Pringle, unattached	7-2	1-16-82
Victor Smalls, Clemson		3-02-84
Thomas McCants, unattached	3-02-85	
Dothel Edwards, Georgia		3-02-85
Sheldon Boyer, Clemson	2-08-86	
Dothel Edwards, Georgia	2-08-86	
Darrell Wills, Florida State	3-09-86	

POLE VAULT

David Spivey, Auburn	17-11¾	2-27-82
David Watson, Florida	17-6½	3-09-86
Baker Vinc, unattached	17-4	2-08-86
David Spivey, Auburn	17-2¼	3-05-82
Tom Reither, Florida State	17-1½	2-02-86
Gunnar Ageskar, Alabama		2-08-86
David Watson, Florida		2-16-86
Baker Vinc, unattached		3-09-86
Ricky Wright, Louisiana State		3-09-86
Bobby DeHollander, Louisiana St.	3-09-86	

TRIPLE JUMP

Lester Scruggs, Florida	52-11¼	2-09-85
David Siler, Tennessee	52-7½	2-27-82
Tanner Cronk, Florida		1-27-85
Ed Lloyd, Louisiana State	52-5¼	2-27-82
Lester Scruggs, Florida	52-4¾	1-13-85
Leon Hutchins, Bud Light	52-3	1-21-84
Tanner Cronk, Florida	52-2	1-13-85
Lester Scruggs, unattached	52-0	3-09-86
Andy Lattimer, Florida State	51-11¾	1-13-85
Tanner Cronk, Florida	51-10¾	2-09-85

LONG JUMP

Darryl Simmons, Georgia	25-8¼	2-27-82
Lesler Benjamin, Georgia	25-6	2-11-84
Sian Holmes, Team America	25-4½	1-21-84
Clarence Christian, Georgia	25-3¼	2-27-82
Jay Pennington, Tulane	25-1¾	3-02-85
Nick Rahal, Florida	25-0	2-16-86
Stanley Holmes, Athletic Attic	24-11	1-16-82
Mark Freeman, Florida State	24-10½	2-11-84
Nick Rahal, Florida	24-10	2-02-86
Keith Talley, Alabama	24-9¾	2-08-86

* Converted from hand-time
 WR World Record
 AR American Record
 CR Collegiate Record
 # World Record when set

FOR THE RECORD

EVENT	UNIVERSITY OF FLORIDA	STEPHEN C. CONNELL CENTER	COLLEGIATE	AMERICAN	WORLD
55 meters	Willie Wilder 1976, 6.14* Dennis Mitchell 1985, 6.23	Lester Benjamin (Georgia) 1984, 6.14* Emmit King (Alabama) 1982, 6.15	Lee McRae (Pittsburgh) 1986 6.00	Lee McRae (Pittsburgh) 1986 6.00	Lee McRae (Pittsburgh) 1986 6.00
	Patty Dunlap 1980, 6.99	Gwen Torrence (Georgia) 1985 6.72	Gwen Torrence (Georgia) 1986 6.57	Evelyn Ashford (Medalist TC) 1982 6.54	Evelyn Ashford (USA-Medalist TC) 1982, Jeanette Bolden (USA-World Class TC) 1986 6.54
300 meters	Dennis Mitchell 1986, 33.12	James Butler (unattached) 1986 32.91 (AR)	Michael Timpson (Penn State) 1986 33.01	James Butler (unattached) 1986 32.91	Erwin Skamrahl (East Germany) 1986 32.72
	Piper Bressant 1985, 35.1 Denise Mitchell 1985, 35.1	Alice Jackson (unattached) 1986 37.30 (AR)	Merlene Ottey (Nebraska) 1981 35.83	Alice Jackson (NY PAL TC) 1986 37.30	Merlene Ottey (Jamaica-Nebraska) 1981 35.83
400 meter	Dennis Mitchell 1985, 47.13	Antonio McKay (Georgia Tech) 1984 45.79	Antonio McKay (Georgia Tech) 1984 45.79	Antonio McKay (Georgia Tech) 1984 45.79	Thomas Schonlebe (East Germany) 1986 45.51
	Denise Mitchell 1986, 54.27	Showonda Williams (Louisiana State) 1986 53.49	Lori McCauley (Rutgers) 1983 53.12	Diane Dixon (Atoms TC) 1986 52.13	Jarmila Kratochvilova (Czechoslovakia) 1982 49.59
500 meters	Dennis Mitchell 1986, 1:01.38	Clarence Daniel (unattached) 1986 1:00.85 (WR)	Thomas Johnson (Florida State) 1986 1:01.10	Clarence Daniel (unattached) 1986 1:00.85	Clarence Daniel (USA-unattached) 1986 1:00.85
	Chris Crowther 1986, 1:11.30	Cathy Rattray (Tennessee) 1984 1:09.38	Cathy Rattray (Tennessee) 1984 1:09.36	Joetta Clark (Athletics West) 1985 1:09.75	Cathy Rattray (Jamaica-Tennessee) 1984 1:09.38
800 meters	Mike Lindsey 1982, 1:50.44	John Hinton (Virginia) 1985 1:49.24	Earl Jones (Eastern Michigan) 1985 1:47.26	Johnny Gray (Santa Monica TC) 1986 1:46.1	Sebastian Coe (Great Britain) 1983 1:44.91
	Chris Crowther 1986, 2:06.68	Chris Crowther (Florida) 1986 2:06.68	Mark Decker (Colorado) 1978 2:02.9	Mary Decker (Athletics West) 1980 1:58.9	Olga Vokrusheva (USSR) 1980 1:58.4
1000 meters	Chuck Broughton 1981, 2:22.3	Ocky Clark (Florida State) 1986 2:21.53	Doug Consiglio (Arkansas) 1986 2:19.64	Don Paige (Athletic Attic) 1984 2:18.88	Sebastian Coe (Great Britain) 1983 2:18.58
	Gina Procaccio 1984, 2:44.51	Joetta Clark (Athletics West) 1986 2:37.9 (AR)	Joetta Clark (Athletics West) 1986 2:37.9	Joetta Clark (Athletics West) 1986 2:37.9	Brigitte Kraus (West Germany) 1978 2:34.8
1500 meters	Todd Sinclair 1982, 3:41.4	Todd Sinclair (Florida) 1982 3:41.4	Sydney Maree (Villanova) 1979 3:38.2	Steve Scott (Sub-4 TC) 1981 3:36.0	Eamonn Coughlan (Ireland) 1981 3:35.6
	Shelly Steely 1985, 4:16.51	Linda Detlefson (Athletics West) 1985 4:16.29	Tina Krebs (Clemson) 1985 4:10.20	Mary Decker (Athletics West) 1980 4:00.8	Mary Decker (USA-Athletics West) 1980 4:00.8
3000 meters	Keith Brantly 1982, 7:59.9	Raf Wynn (Iowa State) 1986 7:49.83 (CR)	Raf Wynn (Iowa State) 1986 7:49.83	Doug Padilla (Athletics West) 1983, 1985 7:44.9	Emiel Puttemans (Belgium) 1973 7:39.2
	Shelly Steely 1985, 9:09.02	Shelly Steely (Florida) 1985 9:09.02	Patti Sue Plummer (Stanford) 1983 8:53.54	Mary Decker (Athletics West) 1982 8:47.3	Zola Budd (Great Britain) 1986 8:39.79
5000 meters	Keith Brantly 1982, 14:08.81	Herb Willis (Florida State) 1982 14:00.10	Suleiman Nyambui (Texas-El Paso) 1981 13:20.4	Doug Padilla (Athletics West) 1982 13:20.55	Suleiman Nyambui (Tanzania-UTEP) 1981 13:20.4
	Beth Farmer 1985, 16:31.7	Brenda Webb (Team Adidas) 1986 16:27.5	Margaret Groos (Virginia) 1981 16:24.5	Margaret Groos (Virginia) 1981 16:24.5	Margaret Groos (USA-Virginia) 1981

55 meter HX	Kenneth Gray 1983, 7.24* Arthur Blake 1985, 7.27	Willie Gault (Tennessee) 1982 7.16	Ronaldo Nehemiah (Maryland) 1979 6.88	Ronaldo Nehemiah (Athletic Attic) 1982 6.82	Ronaldo Nehemiah (USA-Athletic Attic) 1982 6.82
	Lori Dinello 1982, 7.77	Patricia Davis (St. Augustines's) 1986 7.63	Candy Young (Fairleigh Dickinson) 1982 7.37	Stephanie Hightower (unattached) 1983 7.36	Stephanie Hightower (USA-unattached) 1983 7.36
Long Jump	Nick Rahal 1986, 25-0	Darryl Simmons (Georgia) 1982 25-8 1/4	Carl Lewis (Houston) 1981 27-10 1/4	Carl Lewis (Santa Monica TC) 1984 28-10 1/4	Carl Lewis (USA-Santa Monica TC) 1983 28-10 1/4
	Kim Schofield 1982, 20-8 1/2	Esmeralda Garcia (Florida State) 1986 20-5 1/2	Carol Lewis (Houston) 1985 22-3	Jackie Joyner (World Class AC) 1986 22-10 1/2	Heike Drechsler (East Germany) 1986 23-11
Triple Jump	Lester Scruggs 1985, 52-11 1/4	Lester Scruggs Florida 1985 52-11 1/4	Charlie Simpkins (Baptist) 1986 57-5	Charlie Simpkins (Baptist (SC) College) 1986 57-5	Maris Brushiks (USSR) 1986 57-6 1/2
	Heidi Mann 1985, 38-8 3/4	Esmeralda Garcia (Florida State) 1985 43-3 1/2	Esmeralda Garcia (Florida State) 1985 44-4	Wendy Brown (Southern Calif.) 1986 43-3 1/4	Esmeralda Garcia (Brazil-Florida State) 1985 44-4
High Jump	Jim Pringle 1980, 7-5 1/4	Dothel Edwards (Georgia) 1986 7-5 1/4	Franklin Jacobs (Fairleigh Dickinson) 1978 7-7 1/4	Jim Howard (Pacific Coast Club) 1986 7-8 3/4	Dietmar Mogenburg (East Germany) 1985 7-10
	Heidi Mann 1985, 5-10 1/2	Disa Gísladóttir (Alabama) 1982 6-0	Coleen Rienstra (Arizona State) 1981 6-3 3/4	Coleen Sumner (Wilt's AC) 1982 6-6 3/4	Tamara Bykova (USSR) 1983 6-8
Pole Vault	David Watson 1986, 17-6 1/2	David Spivey (Auburn) 1982 17-11 3/4	Billy Olsen (Abilene Christian) 1982 18-10	Billy Olson (Pacific Coast Club) 1986 19-5 1/2	Sergey Bubka (USSR) 1986 19-6 1/4
Shot Put	Dock Luckie 1979, 62-2 1/2	John Turco (Florida) 1986 61-7 1/2	Terry Albritton (Stanford) 1977 70-6 1/2	Brian Olfeld (ITA) 1975 72-6 1/2	Ulf Timmermann (East Germany) 1985 72-8
	Susie Ray 1985, 48-3 1/2	Denise Wood (Knoxville TC) 1983 53-3 1/4	Regina Cavanaugh (Rice) 1986 57-11 3/4	Maren Seidler (San Jose Stars) 1978 61-2 1/4	Helena Fibingerova (Czechoslovakia) 1977 73-10
Pentathlon (Women only)	Heidi Mann 1985, 3929	Linda Spenst (Maryland) 1985 3934	Themis Zambrycki (Brigham Young) 1984 4358	Jane Frederick (Naturite TC) 1977 4545	Burghilde Pollak (East Germany) 1977 4633h
1600m Relay	Thacker, Blount, Gray Rahal 1985 3:08.67	Alabama (Smith, Monroe, Monfee, Vaughans) 1986 3:08.52	Southern California (USC) 1980 3:06.3	Southern California (USC) 1980 3:06.3	USSR 1970 3:05.9
	Mitchell, Nash, Crowther, Bressant 1985 3:41.76	Georgia (Julian, Smith, Torrance, Hines) 1986 3:37.17 (AR)	Tennessee 1983 3:37.04	Texas 1981 3:37.88	West Germany 1981 3:34.38
3200m Relay	Conway, Byrd, Bush, Pigg 1986 7:35.9	Houston Baptist (Foreman, Fry, Shim- fessel, Lahuerta) 1986, 7:22.19 (CR)	Arkansas 1983 7:19.92	University of Chicago TC) 1974 7:20.8	USSR 1971 7:17.80
	So. Braasch, Sa, Braasch, Crowther, Nash (1986) 8:29.35 (WR)	Florida (Sa. Braasch, So. Braasch, Crowther, Nash) 1986 8:29.35 (WR)	Florida (Sa. Braasch, So. Braasch, Crowther, Nash) 1986 8:29.35 (WR)	Florida (Sa. Braasch, So., Braasch, Crowther, Nash) 1986 8:29.35†	Florida (Sa. Braasch, So., Braasch, Crowther, Nash) 1986 8:29.35†
Distance Medley Relay	Sinclair, Rahal, Strahl, Brantly 1983. 9:51.20	Virginia 1982 9:47.1	Arkansas 1984 9:35.29	Pittsburgh 1971 9:39.8	Michigan 1983 9:36.9
	Crowther, Mitchell, Nash, Hammeren 1986 11:42.60y	no mark	Virginia 1982 11:19.39y	Virginia 1982 11:19.39y	Virginia 1982 11:19.39y

CAPS set this season
* Mark converted from hand time
† World record when run

‡ Set at the O'Connell Center
y Distance is yards



MEN'S SPORTS AT UF

Gaining Ground in the SEC

By Dean Diltz

Take a look around Joe Walker's office, and you see success in the pictures on the walls.

Success from his days at Mississippi College, where he coached Larry Myricks to the number-three long jump performance of all time (28-2¼) and berths on three USA Olympic teams.

Success from the years spent at Ole Miss, where he started a program from scratch—the Rebels didn't even have a track to train on—and quickly built the program into a championship squad in the always-tough Southeastern Conference.

And then there is success from his one year spent at Florida. Walker took over a struggling program last fall, and has many folks turning their heads in the direction of Florida track. One of them, Auburn's legendary coach, Mel Rosen, has said that "with Joe Walker at Florida, the Gators will be one of the top teams in the SEC and the nation very soon."

For this season, Walker and Assistant Coaches John Webb and Clarence Daniel have put together a team high on talent, although low in numbers. An SEC title is still questionable—this year, at least—but look for the Gators in the top two or three spots at the conference championships.

"We do have a tremendous amount of talent this season," boasts Walker, "but our problem will be depth. Some events we're loaded in, and other events we're very thin. But I think our talent will carry us a long, long way this season."

The Gators return four All-America selections; Mike Blaney, a 5000 and



Dennis Mitchell (left) and Jeff Pigg (top center) are SEC Champions in the 100 meters and mile run, respectively.

10,000 meter performer; Jeff Pigg, a 4:01 miler; pole vaulter David Watson; and triple jumper Shawn Akridge.

In addition, two athletes—Dennis Mitchell and John Turco—return after

"With Joe Walker at Florida, the Gators will be one of the top teams in the SEC and nation very soon."

—Auburn Coach Mel Rosen

redshirting last season to preserve an extra season of eligibility. Mitchell recorded the second-fastest all-time collegiate 300 meters (33.12) last indoor season, while Turco heaved the shot put 61-7½, a top returning mark among this season's collegiates.

Looking at the event groups, distance and the pole vault look to be Gator strongholds. The distance events (800-meters and up) will be led by the Gator cross-country team, who have been enjoying one of their most successful seasons this fall. In addition to Blaney and Pigg, junior Jon Harris is also one of the SEC's top 10,000 meter runners, while Steve Conway, Eugene

Byrd, Scot Bush, and freshman Sean Donovan, will handle the 800 and 1500 meter chores.

Watson leads the pole vaulting corps with his school-record of 17-11¼, while Texas-El Paso transfer Chris Leeuwenburgh holds the Holland national record of 18-10, and earned All-America honors at UTEP last spring. Steve Ott, a transfer from Idaho sat out last season, but has cleared 16-10, while freshman Keith Sibo was the state's top-ranked prep last year.

Senior Nick Rahal, hampered by injuries over the past two years, should return to top form in the long jump, where his 1984 mark of 26-1½ in the long jump gave him a fourth place finish at the USA/TAC National Championships.

The Gators will once again play host to a fine indoor schedule beginning in January at the O'Connell Center. Several world and American records were broken here last winter. Florida will host the SEC Indoor Championships on February 28-March 1.

The outdoor season kicks off with the 43rd Annual Florida Sunkist Relays at the Percy Beard Track Stadium, which is currently under construction. Last year's meet attracted 4,300 competitors, making it the largest track & field meet ever in the state of Florida.

QUICK FACTS:

HEAD COACH: Joe Walker, Jr.
(second year)

ASSISTANT COACHES: John Webb,
Clarence Daniel

LETTERMEN RETURNING: 17

LETTERMEN LOST: 5

NEWCOMERS: 8

1985-86 record: 14-6

1985-86 SEC finishes: 5th (indoor),
7th (outdoor)

Women's cross country cracks nation's top ten

At the beginning of the women's cross country season, Florida was not considered to be a challenger in the Southeastern Conference, and no mention of the Lady Gators was made in the preseason polls. But Head Coach Dr. Lyle Knudson and his band of unknown runners paid no attention to rankings and polls. They proved they were national caliber material and brought respect to the Lady Gator cross country program with their third-place finish in the SEC and by cracking the nation's top ten in mid-October.

Knudson took the 1985 team, largely made up of freshmen, and put the athletes on a training/competition program, which reaped outstanding results in 1986. When the 1985 best times were compared to this past season's bests, performance drops of a minute or more were not unusual. The most dramatic improvement was made by sophomore Nancy Freeman, who dropped her best 5,000-meter course time by over three minutes, from 20:22 to 16:44.2.


The Lady Gators started the season off with a third-place finish behind nationally-ranked squads from Nebraska and Iowa at the Sept. 27 Illinois Invitational. Sophomore Tricia Clifford was Florida's top finisher, claiming fourth place in 17:25. The Oct. 4 Florida State Invitational gave Florida a chance to show its team depth as the Lady Gators claimed six of the top ten spots enroute to their first team win. Clifford won the race in 17:20.8 while Freeman claimed second in 17:32.5.

Florida broke into the national rankings after its performance at the Wisconsin Invitational on Oct. 18. Florida finished fifth and placed above three top 20 teams at the meet, which is considered one of the most competitive meets prior to the NCAA Championship. The Lady Gators' top finisher was ninth-place Clifford. Florida's efforts at the Wisconsin meet weren't overlooked and the Lady Gators debuted in the 10th place slot in the next week's top 20 poll.

Florida won the Oct. 25 Florida Invitational, its only home meet, in convincing fashion by claiming the top four spots and scoring only 21 team points. Clifford won the race in 16:31.2 and was followed by Chris Durstein, second (16:43.3); Nancy Freeman, third (16:44.2) and Joan Hammeren, fourth (16:59.4).


Florida entered the Nov. 7 SEC Championship in Knoxville, Tenn., ranked eighth in the nation. Florida finished third, behind first-place Alabama and runner-up Kentucky. Clifford, who finished 53rd at the 1985 SEC Championship, took the individual title in 17:57.8. Freeman also earned All-SEC honors at the meet with her sixth-place finish in 18:21.9.

The season came to a halt at the Region III Championship in Greenville, S.C. The Lady Gators finished fourth at the meet. The top two teams at the meet received automatic berths for the NCAA Championship. Florida's top finisher was Hammeren, who placed 15th in 17:45.



Sophomore Tricia Clifford heads for the finish line at the Florida Invitational. She won the race in 16:31.2.

That Championship Season



Junior Mike Bilyeu (top) and senior Mike Blaney earned All-America honors for the Gators this season.



By Dean Diltz

Take a look at the crew Joe Walker assembled at the beginning of the 1986 season, and it's hard to fathom that those seven young men would mold themselves into one of the nation's finest cross-country teams in a few short months.

"What a year it was for us. This is the toughest bunch of athletes I have ever been around, and they ran each meet like there was no tomorrow."

— Coach Joe Walker

Consider these facts: Six of the seven athletes transferred to Florida at one time or another during their collegiate careers, coming from Wake Forest, Tulsa, Weber State, Furman, Missouri, and St. Thomas; three came to Florida as walk-ons; just three had any real "long-distance experience" (the others are middle-distance runners); and none of the seven had ever competed in the NCAA National Cross-Country Championships.

But when this group of Gators toed the line at the above mentioned meet November 24, in Tuscon, Ariz., all that was behind them, while an eighth-place national finish lay ahead.

"What a year it was for us," boasts Walker, finishing his second year at the helm. "This is the toughest bunch of athletes I have ever been around, and they ran each meet like there was no tomorrow."

The 1986 season started with three straight low-key victories, as the Gators jumped out to a 22-0 record. From there, the season went something like this:

Kansas dual (Oct. 17) — The Gators travelled to Lawrence, Kan., for a dual-meet against the tradition-rich Jayhawks, where they swept the top six spots en route to a 15-45 win.

Florida Invitational (Oct. 25) — Making their lone appearance of the season at home, the Gators defeated 16th-ranked Auburn, 33-42.

Southeastern Conference (SEC) Championships (Nov. 7) — The Gators defeated host Tennessee, who was making a bid at its sixth straight conference crown, 38-46. For Florida, it was its first-ever outright SEC title (Florida shared the

crown with Auburn in 1955). In addition, a meet-high four Gators — Mike Blaney (third place), Jeff Pigg (fourth), Mike Bilyeu (eighth), and Oscar Sosa (10th) — were accorded All-SEC honors by virtue of their top-10 finishes. Coaches Walker and John Webb were named SEC "Co-Coaches of the Year" in a vote by their fellow coaches.

NCAA District III Championships (Nov. 24) — The Gators, now ranked 16th in the nation, upset 11th-ranked North Carolina State in capturing their first-ever district title, and earning a trip to the NCAA Championships for only the second time ever (1979 was the other time). Blaney led the Gator attack with his sixth-place showing, good for All-District honors.

NCAA Championships (Nov. 24) — Competing at the Canada Hills Country Club in Tuscon, Ariz., the Gators, ranked 11th in the country, ran to an eighth-place finish against the very best competition in the nation, finishing ahead of such national powers as Wisconsin (13th and last year's NCAA Champions), Texas (9th), Nebraska (15th), and Providence (22nd). By finishing in the top-25, Mike Blaney (22nd) and Mike Bilyeu (24th) became just the third and fourth cross-country All-Americans in Florida history. Jon Harris finished 51st, 36th in the team scoring.

For these seven individuals — Mike Bilyeu, Mike Blaney, Steve Conway, Sean Donovan, Jon Harris, Jeff Pigg, and Oscar Sosa — it was a season to remember. And with a strong nucleus of returnees next fall, it's only going to get better.

QUICK FACTS:

Final 1986 record: 89-7
 1986 SEC finish: 1st place
 1986 District III finish: 1st place
 1986 NCAA finish: 8th place
 All-SEC: Mike Blaney, Jeff Pigg,
 Mike Bilyeu, Oscar Sosa
 All-America: Blaney, Bilyeu
 SEC "Co-Coaches of the Year":
 Joe Walker, John Webb
 Invitational victories: 7 (of 8)

MEN'S ENTRIES

599	Tony Jones	U of Florida	34.7
601	Louis Oliver	U of Florida	34.7
602	Stacy Simons	U of Florida	34.0
609	Wallie Sneed	U of Florida	33.12
597	Rennia Latson	U of Florida	
598	Ben Love	U of Florida	
600	Mark Johnson	U of Florida	
603	Dennis Mitchell	U of Florida	
618	Anthony Barber	Southern Univ.	
626	Sean Redmond	Southern Univ.	
628	Kevin Savate	Southern Univ.	
629	Ty Stewart	Southern Univ.	
632	Dale Forster	Southern Univ.	
645	Dale Graff	Southern Univ.	
658	Jeff Jackson	SM Michigan	31.0
668	Chris Likon	Florida TC	33.0
670	Doug Houston	Florida TC	36
672	Johnny Poole	Santa Fe CC	35
672	Gregory Sealy	Santa Fe CC	35
791	Vincent Brown	Santa Fe CC	
792	Charlie Bess	Edward Waters	
793	Elton King	Edward Waters	
794	Clarence Davis	Edward Waters	
795	Willie Larry	Edward Waters	
796	Bobby Wilson	Edward Waters	
820	James Butler	unattached	34.0
832	Brian Crumbo	Georgia Tech	8.35
847	Paul Patrick	Georgia Tech	34.0
862	Tony Abrams	The Citadel	36.4
865	Jerry Blake	The Citadel	36.2
866	Tony Brevard	The Citadel	35.3
868	Mike Cotter	The Citadel	36.6
870	Mark DeGurian	The Citadel	35.8
871	Phil Florence	The Citadel	35.0
873	Will Golston	The Citadel	35.5
876	Ronnie Schoonover	The Citadel	35.0
894	Alex Greer	Georgia	35.98
897	Michael Hines	Georgia	35.25
899	Fred Lane	Georgia	34.20
912	Jeffery Covington	Alabama State	
914	Time Feider	Alabama State	
916	Jerry Greaves	Alabama State	
923	Tim Blount	Alabama State	
926	Eric Hentrlly	Alabama State	
936	Milton Miller	Brevard CC	35.0
959	Avery Brown	South Alabama	35.0
981	Howard Huckbay	Florida A&M	
982	Henry Woods	Florida A&M	
993	Todd Edburg	U of Buffalo	38.0
996	Chris Whitehouse	U of Buffalo	38.2

300M

583	Shavn Akridge	U of Florida	6.3
591	Keith Sibo	U of Florida	6.5
599	Tony Jones	U of Florida	6.30
600	Mark Johnson	U of Florida	6.30
601	Louis Oliver	U of Florida	6.20
602	Stacy Simons	U of Florida	6.20
603	Dennis Mitchell	U of Florida	6.18
609	Wallie Sneed	U of Florida	6.35
621	Byron Grant	Southern Univ.	
626	Sean Redmond	Southern Univ.	
628	Kevin Savate	Southern Univ.	
629	Ty Stewart	Southern Univ.	
645	Dale Graff	Southern Univ.	
653	Ken Charlton	SM Michigan	6.51
660	Chris Likon	Florida TC	6.49
670	Johnny Poole	Florida TC	6.5
672	Gregory Sealy	Santa Fe CC	6.5
791	Vincent Brown	Santa Fe CC	
792	Charlie Bess	Edward Waters	
793	Elton King	Edward Waters	
802	Arthur Blake	Edward Waters	
818	Lee McKenzie	Florida State	6.1
820	James Butler	unattached	6.3
829	Steve Brown	unattached	6.1
836	Jerry Gilchrist	Georgia Tech	6.42
847	Paul Patrick	Georgia Tech	6.40
848	Mark Pickens	Georgia Tech	6.60
862	Tony Abrams	Georgia Tech	6.34
865	Jerry Blake	The Citadel	6.5
866	Tony Brevard	The Citadel	6.4
868	Mike Cotter	The Citadel	6.4
871	Phil Florence	The Citadel	6.6
873	Will Golston	The Citadel	6.3
894	Alex Greer	The Citadel	6.4
897	Michael Hines	Georgia	6.50
908	Manley Wailer	Georgia	6.39
909	Patrick Buford	Georgia	6.39
916	Jerry Greaves	Alabama State	
926	Eric Hentrlly	Alabama State	
959	Avery Brown	Alabama State	6.8
977	Lee Greer	South Alabama	6.4
981	Howard Huckbay	Florida A&M	6.4
982	Henry Woods	Florida A&M	6.5
992	Mike Crumbly	Florida A&M	6.3
993	Todd Edburg	U of Buffalo	6.7

SSM

586	James Baxley	U of Florida	52.0
587	CT Burkett	U of Florida	51.0
605	Danny Hall	U of Florida	49.3
606	Brian King	U of Florida	51.0
607	Bob McMahon	U of Florida	52.0
615	Clarence Daniel	unattached	46.11
620	James Drayton	Southern Univ.	
622	Kason Jewell	Southern Univ.	
658	Jeff Jackson	Florida TC	47.3
665	Tröy Dallas	Santa Fe CC	48.0
671	Dominic Saul	Santa Fe CC	49.0
677	Kelvin Thompson	Santa Fe CC	49
794	Clarence Davis	Edward Waters	
795	Willie Larry	Edward Waters	
796	Bobby Wilson	Edward Waters	
809	Ray Green	Florida State	49.0
869	Willie Davis	The Citadel	49.4
870	Mark DeGurian	The Citadel	51.6
891	Gary Duncan	Georgia	45.62
903	Steve Rowe	Georgia	50.10
836	Antonio-McKay	unattached	43.79
909	Patrick Buford	Alabama State	
911	Kenneth Campbell	Alabama State	
914	Time Felder	Alabama State	
915	Lenox Graham	Alabama State	
919	Greg Robinson	Alabama State	
923	Tim Blount	Alabama State	
924	Nathaniel Darley	Alabama State	
571	Myron Dennis	UF Chattanooga	50.32

800M

00M

620	James Drayton	Southern Univ.	
625	Herrie Mitchell	Southern Univ.	
680	Jeff Wilson	Santa Fe CC	2:32
834	Alan Drosky	Georgia Tech	2:23.2
853	Chester Riggs	Georgia Tech	2:24
872	Jeff Gibson	The Citadel	2:26
947	Robert Adams	South Alabama	2:20
986	Floyd Heath	Florida A&M	2:24
987	Lee Pickett	Florida A&M	2:22
656	Steve Gallagher	Florida TC	2:18
578	Alton Barnes	U North Florida	2:30
579	Kenny Giles	U North Florida	2:32

1000M

619	Tomie Burns	Southern Univ.	
624	Glennwood Jackson	Southern Univ.	
627	Michael Lolis	Southern Univ.	
630	Vincent White	Southern Univ.	
646	Robert Thomas	SW Michigan	
666	Larry Gardner	Santa Fe CC	1:05
669	George Mullins	Santa Fe CC	1:06
676	Sherwin Sterlings	Santa Fe CC	1:06
797	Derrick Cooper	Edward Waters	
798	Ray Riley	Edward Waters	
799	Ronald Graham	Edward Waters	
800	John Dunlap	Edward Waters	
815	Eric West	Florida State	1:06
817	Rodney Lawson	Florida State	1:08
821	Walt McCoy	unattached	1:01
837	John Griner	Georgia Tech	1:05.1
842	Sean McDonald	Georgia Tech	1:05.7
844	Maurice Morrison	Georgia Tech	1:04
849	Frank Pogson	Georgia Tech	1:07
854	Ted Scalia	Georgia Tech	1:06
857	Mike Taylor	Georgia Tech	1:05
864	Layne Anderson	Georgia Tech	1:04
886	Brooks Cail	The Citadel	1:04.9
900	Mike Liles	Georgia	1:04.9
912	Jeffery Covington	Georgia	1:05.3
951	Dan Davis	Alabama State	1:09
995	Craig Ulmer	U of Buffalo	1:12
580	Matt Britt	U North Florida	1:10
706	F. Bronner	Florida CC	

100M

1500M

604	Sean Donovan	U of Florida	3:53
625	Marrie Mitchell	Southern Univ.	
631	John White	Southern Univ.	
636	Steve Gallagher	Florida TC	3:58.0
663	Brian Carroll	Santa Fe CC	4:00
678	John Thralkill	Santa Fe CC	3:57
682	Byron Dyce	unattached	3:55
810	Mike Harrison	Florida State	3:56
839	Danny Collins	Georgia Tech	3:53
846	Eric Larson	Georgia Tech	4:05
851	Mike Price	Georgia Tech	4:01
856	Eric Smith	Georgia Tech	3:58
888	Doug Cornfield	Georgia Tech	3:48
890	Ben Duncan	Georgia	3:52.7
896	Keith Hildebrandt	Georgia	3:57.4
905	Mike Strickland	Georgia	3:53.3
907	Stewart Tanner	Georgia	3:57.0
910	Gary Campbell	Alabama State	3:54.0
917	Eddie Houston	Alabama State	
920	Alan Sims	Alabama State	
925	Gregory Simms	Alabama State	
697	Barton Angier	Alabama State	
698	Steve Gallagher	Florida TC	4:10
947	Robert Adams	Florida, TC	3:58
950	Bryan Chandier	South Alabama	4:00
956	Don Moody	South Alabama	4:05
958	Scott Simons	South Alabama	4:10
985	Bruce Jamison	South Alabama	4:01
990	Lee McEachin	Florida A&M	3:58
994	Brendan Gallagher	Florida A&M	3:59
		U of Buffalo	4:16

608	Scot Bush	U of Florida	1:51.9
659	Ken McInbyre	Florida TC	1:59
664	Bill Cousins	Santa Fe CC	1:56
806	Jeff Ellis	Florida State	2:04
831	Curtis Crocker	Georgia Tech	1:54
850	Jeff Prainito	Georgia Tech	1:58
858	David Wald	Georgia Tech	1:53
859	Emi Walters	Georgia Tech	1:58
864	Layne Anderson	The Citadel	2:56
867	Mike Cason	The Citadel	1:57
872	Jeff Gibson	The Citadel	2:02
879	Mark Brown	Georgia	1:57
883	Robert Allen	Georgia	1:53.7
887	Jeff Coates	Georgia	1:52.3
888	Doug Cornfield	Georgia	1:51.4
910	Gary Campbell	Alabama State	
918	Ruel McKenzie	Alabama State	
924	Nathaniel Darley	Alabama State	
697	Barton Angier	Florida TC	2:01
951	Dan Davis	South Alabama	2:02
984	Bank Williams	Florida A&M	1:53
988	Ros Young	Florida A&M	1:58

5000M

614	Mike Wiltse	U of Florida	15:20
616	Richard Pannin	unattached	16:00
617	Jay Scofield	unattached	15:20
673	Eric Seidel	Santa Fe CC	16:00
674	Peter Seidel	Santa Fe CC	15:50
675	Tad Seidel	Santa Fe CC	15:40
362	Peter Mirones	unattached	15:20
863	Brian Agnew	The Citadel	
874	Dale Hoover	The Citadel	
875	Chip Owens	The Citadel	
879	Mark Brown	The Citadel	
880	Mike Marti	The Citadel	
889	Shelly Cranford	Georgia	15:11.0
893	Carl Franzman	Georgia	15:07.6
699	Gary Cohen	Florida TC	
989	Neal Chamberlin	Florida A&M	14:50

3000M

610	Jeff Pigg	U of Florida	8:15
611	Steve Conway	U of Florida	8:20
612	Oscar Sosa	U of Florida	8:20
613	Jimmy Farmer	U of Florida	8:40
631	John White	Southern Univ.	14:38
634	Gary Cohen	Florida TC	9:00
663	Brian Carroll	Santa Fe CC	8:45
679	Phil Wharton	Santa Fe CC	9:00
681	Kevin Venne	Santa Fe CC	8:28.3
840	Don Livingston	Georgia Tech	
863	Brian Agnew	The Citadel	
874	Dale Hoover	The Citadel	
875	Chip Owens	The Citadel	
880	Mike Marti	The Citadel	
893	Carl Franzman	Georgia	8:37.6
895	Stuart Harvey	Georgia	8:53.0
902	Cesey Kangall	Georgia	8:57.3
905	Mike Strickland	Georgia	8:42.3
907	Stewart Tanner	Georgia	8:41.0
917	Eddie Houston	Alabama State	
920	Alan Sims	Alabama State	
925	Gregory Sims	Alabama State	
697	Barton Angier	Florida TC	9:57.7
932	Brian Berresford	Brevard CC	9:10
948	Parris Allaire	South Alabama	8:20
949	Paul Buchanan	South Alabama	8:35
950	Bryan Chandler	South Alabama	8:45
952	Brian Gullickson	South Alabama	8:40
953	David Giroux	South Alabama	8:45
954	Chuck Jernigan	South Alabama	8:40
955	Hank Lee	South Alabama	8:20
958	Scott Sinmons	South Alabama	8:40
989	Neal Chamberlin	Florida A&M	
570	George Butterby	UF Chattanooga	8:42
572	Ron Haley	UF Chattanooga	8:50
573	Allen Hughes	UF Chattanooga	9:01
574	John McNelly	UF Chattanooga	9:10
575	Tom O'Bryant	UF Chattanooga	8:32
576	David Smith	unattached	8:35
581	Declan Doyle	U North Florida	8:35
582	Stu Boyle	U North Florida	8:55
583	Tom Keane	U North Florida	9:10
584	Brian Stern	U North Florida	8:37
702	R. Darner	Florida CC	
704	W. Lastringer	Florida CC	

3000M

55MHH

597	Kennie Latson	U of Florida	7.7
622	Kason Jewell	Southern Univ.	
623	Barry Milloyel	Southern Univ.	
628	Kevin Savat	Southern Univ.	
655	Ricky Davenport	Florida TC	6.98
802	Arthur Blake	Florida State	7.27
814	Jason Welsh	Florida State	7.35
815	Eric West	Florida State	7.50
814	Jason Welsh	Florida State	7.35
817	Rodney Lawson	Florida State	7.45
818	Lee McKenzie	unattached	7.29
843	Dirk Morris	Georgia Tech	7.32
845	Todd Notman	Georgia Tech	7.58
849	Frank Pogson	Georgia Tech	7.9
852	James Purvis	Georgia Tech	7.21
854	Tad Scalia	Georgia Tech	7.8
865	Jerry Blake	The Citadel	7.5
882	Furke Allen	Georgia	7.65
884	Randy Bell	Georgia	7.58
903	Steve Rowe	Georgia	7.48
909	Patrick Buford	Alabama State	
915	Lenox Graham	Alabama State	
919	Greg Robinson	Alabama State	
979	Tim Waugh	Florida A&M	7.6
980	Jerome Pemberton	Florida A&M	7.5
991	Siles Hudson	Florida TC	7.3
996	Chris Whitehouse	U of Buffalo	8.3

583	Shawn Akridge	U of Florida	25'
584	Nick Rahai	U of Florida	26'
585	Timmy Johnson	U of Florida	24'
618	Anthony Barber	Southern Univ.	24'1"
632	Dale Forster	Santa Fe CC	24'
667	Sherman Grunby	Florida State	23'
804	Billy Close	Florida State	25'3"
805	Tony Eaton	Georgia Tech	23'2"
811	Brian Mallory	Georgia Tech	24'6"
833	Maurice Davis	Alabama State	24'
860	Milton Woodward	Florida A&M	24'10"
891	Gary Duncan	Florida A&M	25'0"
913	Ricky Cosby	U of Florida	53'
976	Robert Clark	Florida State	49'
977	Lee Grey	Florida State	46'
978	Kevin Parry	Georgia Tech	50'6"
583	Shawn Akridge	Georgia Tech	46'1"
804	Billy Close	Georgia	47'10"
805	Tony Eaton	Georgia	51'2"
841	Frank Long	Florida A&M	52'9"
860	Milton Woodward	U of Florida	6'4"
884	Randy Bell	U of Florida	6'6"
897	Michael Hines	U of Florida	6'6"
976	Robert Clark	Florida State	7'3"
586	James Barley	Florida State	6'10"
587	CT Burkett	Georgia Tech	6'8"
588	David Pirkle	Georgia	7'1"
813	Tom Stitt	Georgia	7'15.5"
816	Darryl Walls	Georgia	6'10"
835	Pat Gallagher	Georgia	6'8"
845	Todd Notman	Georgia	6'10"
891	Gary Duncan	Georgia	6'8"
892	Dothel Edwards	Alabama State	7'1"
901	Curt Patton	Brevard CC	6'9"
903	Steve Rove	South Alabama	6'3"
906	Charles Sullivan	U of Buffalo	6'3"
913	Ricky Cosby	U of Florida	18'
942	Kenny Smith	U of Florida	17'
957	Tom Putera	U of Florida	14'
956	Chris Whitehouse	U of Florida	14'
589	Chris Leeuwenbergh	U of Florida	13'
590	Steve Ott	U of Florida	14'
591	Keith Sibb	U of Florida	13'
592	Dylan Rove	U of Florida	14'6"
593	Bill Brown	SW Michigan	16'6"
644	Mike Armstrong	Florida TC	16'0"
657	Steve Hunt	Florida TC	16'0"
661	Jerry Hock	Florida State	16'
662	Joe Johnston	Florida State	15'6"
803	Larry Carr	Florida State	16'6"
807	Brian Frazier	Florida State	17'
808	Brian Fitzsimmons	Georgia Tech	15'
812	Tom Reither	Georgia	14'3"
838	Matt Haynes	Georgia	14'
882	Burke Allen	Georgia	15'11"
903	Steve Rove	Brevard CC	16'
904	Glenn Sikes	U of Buffalo	13'1"
935	Karl Kihlander		
936	Todd Edburg		

LS

TJ

HJ

PV

587	CT Burkett	U of Florida	40'
594	John Turco	U of Florida	61'7"
595	Andy Carter	U of Florida	49'
596	Alex Duran	U of Florida	47'
801	Mike Bell	Florida State	58'
855	JR Sims	Georgia Tech	54'2"
861	Mark White	Georgia Tech	51'6"
877	D.J. Totland	The Citadel	46'
878	Charles Wallace	The Citadel	46'
885	Hiawatha Berry	Georgia	64'3"
898	Mike Judge	Georgia	62'3"
NA	U of Florida	unattached	3:09
NA	Southern U.	Southern Univ.	
na	SW Michigan	SW Michigan	
na	Santa Fe CC	Santa Fe CC	
na	Edward Waters	Edward Waters	
na	Florida State	Florida State	3:20
na	Georgia Tech A	Georgia Tech	3:11
na	Georgia Tech B	Georgia Tech	3:16
na	The Citadel	The Citadel	3:30
na	Georgia	Georgia	3:16.0
na	Alabama State	Alabama State	
na	Brevard CC	Brevard CC	
na	Florida A&M	Florida A&M	
na	SW Michigan	SW Michigan	
na	Santa Fe CC	Santa Fe CC	
na	Brevard CC	Brevard CC	

SP

1600MR

3200MR

WOMEN'S ENTRIES

566	Donna Duffee	U of Florida	59.7
573	Kathy Marshall	U of Florida	
580	Kathie Wild	U of Florida	
643	Colleen Colegrove	SW Michigan C.	59.0
822	Sonya Blades	Florida State	
922	Samantha Smith	Alabama State	
700	Gwen Torrence	Georgia	57
966	Pearl Hospedale	Florida A&M	56.0
967	Samatha Hunter	Florida A&M	56.0
968	Peggy Martin	Florida A&M	55.0
297	Stephanie Lewis	UT Chattanooga	58
298	Karla Meador	UT Chattanooga	58.5
593	Lesley James	Georgia Tech	62
<hr/>			
564	Chris Crowther	U of Florida	1:11.30
634	Bertha Dooley	Southern Univ.	
635	Soyna Harden	Southern Univ.	
637	Renee Hill	Southern Univ.	
686	Erna deWastart	U of Georgia	1:19.67
965	Holly Kelly	Sashn Strdrs	1:14.1
971	Tracy Cofield	Florida A&M	1:14
972	Alfreda Parker	Florida A&M	1:16
987	Katrina Walker	Florida A&M	1:19
989	Michelle Morris	Georgia Tech	
	Pam Thomas	Georgia Tech	58/400
<hr/>			
560	Sonja Braasch	U of Florida	2:07.4
577	Susan Nash	U of Florida	2:06.00
825	Mary Hawkins	Florida State	2:25
922	Samantha Smith	Alabama State	
585	Chris Florio	U North Florida	2:25
588	Mayla Gliester	U North Florida	2:26
991	Kaye Walters	Georgia Tech	
<hr/>			
559	Sandra Braasch	U of Florida	2:48.67
563	Susan Crisp	U of Florida	2:36.59y
574	Laura Matson	U of Florida	2:09
582	Marie Candolino	U of Florida	
633	Courtress Comadore	Southern Univ.	
690	Carrie Julka	U of Georgia	3:00.6
695	Jennifer Topinka	U of Georgia	3:00.2
944	Phyllis Shallor	South Alabama	3:00
997	Barb Bartrand	U of Buffalo	3:15
999	Lisa Fischer	U of Buffalo	3:18
1000	Liz Spijak	U of Buffalo	3:06
590	Janet Gould	Georgia Tech	
990	Chris Vorpahl	Georgia Tech	

400m

500m

800m

1000m

558	LaCheryl Aikens	U of Florida	12.2
570	Ann Glasse	U of Florida	12.1
636	Leslie Henry	Southern Univ.	
638	Rhonda Stevenson	Southern Univ.	
639	Paula Authorlee	Southern Univ.	
641	Elizabeth Wilber	SW Michigan C.	
692	Latashia Rogers	U of Georgia	7.3
694	Sandra Smith	U of Georgia	6.94
823	Michelle Finn	Florida State	6.9
824	Ann Girvan	Florida State	7.3
827	Lisa Horton	Florida State	7.1
828	Kim McKenzie	Florida State	7.0
945	Trina Fields	South Alabama	8.0
946	Michelle Taylor	South Alabama	7.9
700	Gwen Torrence	Georgia	6.57
963	Val Tyler	Florida A&M	
975	Pat McGee	Florida A&M	
998	Sheri Carter	U of Buffalo	7.5
1000	T Outin	Florida CC	
306	Pam Hawkins	unattached	7.1
<hr/>			
558	LaCheryl Aikens	U of Florida	25.7
570	Ann Glasse	U of Florida	25.6
576	Denise Mitchell	U of Florida	39.11
636	Leslie Henry	Southern Univ.	
638	Rhonda Stevenson	Southern Univ.	
639	Paula Authorlee	Southern Univ.	
641	Elizabeth Wilber	SW Michigan C.	
684	Catherine Colter	U of Georgia	39
692	Latashia Rogers	U of Georgia	39
694	Sandra Smith	U of Georgia	37y
824	Ann Girvan	Florida State	38.0
826	Carolyn Hightover	Florida State	38.0
827	Lisa Horton	Florida State	37.5
945	Trina Fields	South Alabama	41.0
946	Michelle Taylor	South Alabama	39.0
700	Gwen Torrence	Georgia	33.93y
963	Val Tyler	Florida A&M	
969	Joy Miller	Florida A&M	
975	Pat McGee	Florida A&M	
998	Sheri Carter	U of Buffalo	44.9
589	Wanda Durden	Georgia Tech	
591	Kathy Harrison	Georgia Tech	53/400
994	Dannette Young	Young Achievers	
1000	T Outin	Florida CC	
306	Pam Hawkins	unattached	39.8

55m

300m

571	Joan Hammeren	U of Florida	4:26.70
688	Lianne Horne	U of Georgia	4:33
691	Cathy Olsen	U of Georgia	4:41
921	Judy Griffis	Alabama State	4:45
928	Anne Kniedler	Brevard CC	5:10
929	Laura Legemann	Brevard CC	5:15
930	Kim Masington	Brevard CC	4:50
944	Phyllis Shallor	South Alabama	4:35
973	Denetria Wall	Florida A&M	4:39
985	Bridget Koster	Georgia Tech	
986	Michelle Linhan	Georgia Tech	
998	D. King	Florida CC	
921	Judy Griffis	Alabama State	10:10
927	Deight Abreu	Brevard TC	11:00
943	Jeanette Buchanan	South Alabama	
973	Denetria Wall	Florida A&M	
293	Cathy Bumgarner	UT Chattanooga	10:50
294	Deanna Campbell	UT Chattanooga	10:40
295	Mary Christison	UT Chattanooga	11:00
296	Cheryl Foree	UT Chattanooga	11:30
299	Suellen Guerard	unattached	10:10
586	April Wickliffe	U North Florida	10:26
587	Kim Jarvis	U North Florida	11:00
984	Laura Kanaly	Georgia Tech	
993	Karen Hoffman	Georgia Tech	10:15
999	J Distefano	Florida CC	
562	Tricia Clifford	U of Florida	17:22.7
565	Mary Dougherty	U of Florida	
567	Chris Durstein	U of Florida	17:32.7
568	Nancy Freeman	U of Florida	17:43.22
569	Beth Gamber	U of Florida	
579	Michelle Sics	U of Florida	17:37.14
581	Anita Kelly	unattached	
683	Tracy Hanna	Santa Fe CC	18:00
689	Lori Johnson	U of Georgia	
693	Susan Rice	U of Georgia	
992	Tomika Whitten	Georgia Tech	19:01
573	Kathy Marshall	U of Florida	
580	Kathie Wild	U of Florida	
636	Leslie Henry	Southern Univ.	8.95
685	Carol Crosbie	U of Georgia	8.32
686	Erna DeVaart	U of Georgia	8.23
692	Latashia Rogers	U of Georgia	7.0
824	Ann Girvan	Florida State	6.9
828	Kim McKenzie	Florida State	
970	Traci Mims	Florida A&M	
589	Wanda Durden	Georgia Tech	
989	Pam Thomas	Georgia Tech	
638	Rhonda Stevenson	Southern Univ.	
640	Rachelle Chamberlain	SW Michigan C.	18'4"
684	Catherine Colter	U of Georgia	19'
822	Sonya Blades	Florida State	20'
823	Michelle Finn	Florida State	18'6"
826	Carolyn Hightower	Florida State	20'
974	Tracy Bryant	Florida A&M	21'2"
591	Kathy Harrison	Georgia Tech	
995	Jearl Miles	unattached	

1500M

3000M

5000M

5M H

LS

TJ

HJ

SP

1600M

3200M

638	Rhonda Stevenson	Southern Univ.	
642	Beth Gunn	SW Michigan C.	39'1"
687	Donna Ellerson	U of Georgia	38'9"
692	Latashia Rogers	U of Georgia	38'9"
591	Kathy Harrison	Georgia Tech	38'4"
572	Heidi Mann	U of Florida	5'10.5"
640	Rachelle Chamberlain	SW Michigan C.	5'4"
685	Carol Crosbie	U of Georgia	5'6"
687	Donna Ellerson	U of Georgia	5'8.5"
881	Tena Hauge	unattached	5'10"
960	Holly Kelly	Snsn Strdrs	6'0"
961	Sue Zystra	Snsn Strdrs	5'8"
964	Joan Baskett	Florida A&M	5'8"
561	Deborah Brauer	U of Florida	42'9"
575	Janet Matthews	U of Florida	41'7"
578	Colleen Rosensteel	U of Florida	45'2"
962	Kim Williams	U of Florida	44'3"
589	Wanda Durden	Snsn Strdrs	35'
592	Joy Ivermeyer	Georgia Tech	36'2"
987	Michelle Norris	Georgia Tech	
996	A. Washington	Florida CC	
997	J. Gauvin	Florida CC	
NA	Southern U.	Southern Univ.	
na	U of Georgia	U of Georgia	3:50
na	Florida A&M	Florida A&M	
na	North Florida	U North Florida	
na	Georgia Tech	Georgia Tech	