













Penn Relays  
April 26-28, 2018  
Philadelphia, Pa

## College Women's Shot Put Championship

EVENT 605 THURSDAY 11:30 AM

Records				
NR	Mississippi	19.33 (63-5)	2016	Raven Saunders
AR	Nike	20.63 (67-8 1/4)	2016	Michelle Carter
PR	North Carolina	18.44 (60-6)	2003	Laura Gerraughty
FF	North Carolina	18.44 (60-6)	2003	Laura Gerraughty

### RESULTS

PL	ID	ATHLETE	SCHOOL/AFFILIATION	MARK
1	1	Jessica Woodard	 Oklahoma	16.96m (55-7.5)
2	2	Khayla Dawson	 Indiana	16.88m (55-4.5)
3	3	Gleneve Grange	 Florida State	16.40m (53-9.5)
4	11	Sunflower Greene	 Millersville	15.94m (52-3.5)
5	6	Ieva Zarankaite	 Florida State	15.92m (52-2.75)
6	4	Divine Oladipo	 UConn	15.91m (52-2.25)
7	8	Kathleen Young	 South Carolina	15.65m (51-4)
8	12	Tori McKinley	 Auburn	15.57m (51-0.75)
9	5	Lauren Evans	 N.C. State	15.48m (50-9.25)
10	9	Claudia Ababio	 Maryland	15.32m (50-3)
11	7	Meia Gordon	 Oklahoma	15.30m (50-2.25)
12	10	Maura Kimmel	 Penn	15.23m (49-11.5)

## FIELD PROGRESSION

PL	ATHLETE	SCHOOL/AFFILIATION	1ST	2ND	3RD	4TH	5TH	6TH
1	<b>Jessica Woodard</b>	Oklahoma	16.48	16.67	NM	F	16.96	F
2	<b>Khayla Dawson</b>	Indiana	15.96	15.75	16.88	15.88	16.39	F
3	<b>Gleneve Grange</b>	Florida State	15.48	15.99	15.91	16.40	16.07	F
4	<b>Sunflower Greene</b>	Millersville	NM	NM	15.84	15.94	F	15.68
5	<b>Ieva Zarankaite</b>	Florida State	NM	15.92	15.40	F	F	F
6	<b>Divine Oladipo</b>	UConn	14.92	15.31	15.91	15.58	15.81	F
7	<b>Kathleen Young</b>	South Carolina	15.02	15.43	NM	14.84	15.10	15.65
8	<b>Tori McKinley</b>	Auburn	14.57	15.57	15.48	15.14	15.26	F
9	<b>Lauren Evans</b>	N.C. State	15.29	15.48	15.21	F	F	F
10	<b>Claudia Ababio</b>	Maryland	14.98	14.64	15.32			
11	<b>Meia Gordon</b>	Oklahoma	14.06	15.30	15.27			
12	<b>Maura Kimmel</b>	Penn	15.23	NM	14.30			













# College Women's Javelin Throw Championship

EVENT 618 THURSDAY 6:45 PM

## Records

NR	Texas A&M	62.19 (204-0)	2016	Maggie Malone
AR	Asics	66.67 (218-8)	2010	Kara Patterson
PR	Villanova	56.16 (184-3)	1996	Jen Pastore
FF	Villanova	56.16 (184-3)	1996	Jen Pastore

## RESULTS

PL	ID	ATHLETE	SCHOOL/AFFILIATION	MARK
1	4	Kylee Carter	 Auburn	54.78m (179-8)
2	1	Maura Fiamoncini	 Bucknell	53.93m (176-11)
3	2	Laura Paredes	 Florida State	52.46m (172-1)
4	3	Kelechi Nwanaga	 UMBC	51.92m (170-4)
5	5	Gabrielle Kearney	 Oklahoma	50.33m (165-1)
6	7	Peyton Montgomery	 Auburn	49.43m (162-2)
7	8	Stephanie Sievers	 Penn State	47.87m (157-0)
8	11	Danielle Steff	 Monmouth	47.55m (156-0)
9	12	Mary Kate Duncan	 Moravian	45.12m (148-0)
10	9	Shelby Freedman	 South Carolina	44.02m (144-5)
11	16	Amanda Myers	 Millersville	43.00m (141-0)
12	6	Madison Smith	 Penn State	42.25m (138-7)

## FIELD PROGRESSION

PL	ATHLETE	SCHOOL/AFFILIATION	1ST	2ND	3RD	4TH	5TH	6TH
1	<b>Kylee Carter</b>	Auburn	48.57	51.15	50.92	47.84	47.36	54.78
2	<b>Maura Fiamoncini</b>	Bucknell	44.27	50.91	53.28	53.93	P	51.58
3	<b>Laura Paredes</b>	Florida State	F	49.34	50.44	48.61	52.46	49.20
4	<b>Kelechi Nwanaga</b>	UMBC	44.51	50.66	F	51.02	51.92	F
5	<b>Gabrielle Kearney</b>	Oklahoma	40.87	44.49	50.00	49.42	50.33	48.62
6	<b>Peyton Montgomery</b>	Auburn	45.31	F	47.00	49.43	44.78	F
7	<b>Stephanie Sievers</b>	Penn State	47.87	45.37	F	46.48	46.93	46.04
8	<b>Danielle Steff</b>	Monmouth	42.21	44.19	F	46.79	41.09	47.55
9	<b>Mary Kate Duncan</b>	Moravian	44.03	45.12	43.54	44.19	41.45	F
10	<b>Shelby Freedman</b>	South Carolina	40.76	42.56	44.02			
11	<b>Amanda Myers</b>	Millersville	43.00	41.60	40.18			
12	<b>Madison Smith</b>	Penn State	42.20	38.62	42.25			

# Men's 10,000m

EVENT 207 THURSDAY 11:05 PM

Records				
WR	Ethiopia	26:17.53	2005	Kenenisa Bekele
AR	Nike	26:44.36	2014	Galen Rupp
PR	Team KangaRoo	27:50.0	1984	Sosthenes Bitok
FF	Team KangaRoo	27:50.0	1984	Sosthenes Bitok

## RESULTS

PL	ID	ATHLETE	SCHOOL/AFFILIATION	MARK
1	27	Ryan Kutch	Fordham	29:43.54
2	3	Cameron Avery	Stony Brook	29:44.84
3	10	Adam Craig	Mount Olive	29:50.13
4	17	Aaron Bienenfeld	Cincinnati	29:52.13
5	29	Meshack Kipchirchir	Hofstra	30:07.12
6	6	Danny Connolly	Unattached	30:14.81
7	45	Tanner Shaw	Georgia Tech	30:36.12
8	5	Brian Quilty	Breakneck TC	30:37.92
9	28	Austin Wicker	Eastern Michigan	30:42.03
10	23	Alex Burks	SUNY/Geneseo	30:42.79
11	52	Zach Seiger	Temple	30:43.95
12	48	Christian Alberico	Iona	30:44.28
13	46	Nicholas Arnecke	SUNY/Delhi	30:44.62
14	26	Brent Kennedy	Notre Dame	30:47.47
15	19	Martin Barr	Villanova	30:48.27
16	7	Jarred Iacovelli	The Heartbreakers	30:58.20
17	8	Caleb Pottorff	Unattached	31:03.06
18	50	J.T. Mackay	Mississippi State	31:14.24
19	51	Tyler Fisher	Cornell	31:17.56
20	16	Michael Scarlett	Vassar	31:18.89
21	53	Carson Strom	South Carolina	31:21.30
22	20	Jacob Branch	Michigan	31:42.72
23	24	Christopher Rivas	Marist	31:49.85
24	32	Connor Pulvidente	SUNY/Geneseo	32:35.50













# College Men's Shot Put Championship

EVENT 707 FRIDAY 12:00 PM

## Records

NR	UCLA	22.00 (72-2 1/4)	1995	John Godina
AR	Mazda TC	23.12 (75-10 1/4)	1990	Randy Barnes
PR	Florida State	20.84 (68-4 1/2)	2006	Garrett Johnson
FF	Florida State	20.84 (68-4 1/2)	2006	Garrett Johnson

## RESULTS

PL	ID	ATHLETE	SCHOOL/AFFILIATION	MARK
1	2	Austin Droogsma	 Florida State	20.19m (66-2.75)
2	3	Willie Morrison	 Indiana	19.98m (65-6.5)
3	1	Josh Awotunde	 South Carolina	19.28m (63-3)
4	6	Jon Yohman	 Penn State	17.95m (58-10.5)
5	8	Ben Peterson	 Penn State	17.69m (58-0.25)
6	4	Eric Favors	 South Carolina	17.57m (57-7.5)
7	9	Cooper Campbell	 Oklahoma	17.55m (57-6.75)
8	10	Ryan Kim	 Northeastern	17.06m (55-11.5)
9	7	Bradley Daboub	 Oklahoma	17.00m (55-9.25)
10	12	Sean Brennan	 Navy	16.64m (54-7)

## FIELD PROGRESSION










PL	ATHLETE	SCHOOL/AFFILIATION	1ST	2ND	3RD	4TH	5TH	6TH
1	Austin Droogsma	Florida State	19.10	19.74	20.19	F	F	F
2	Willie Morrison	Indiana	F	19.23	19.98	19.35	F	F
3	Josh Awotunde	South Carolina	18.85	F	19.28	F	18.83	F
4	Jon Yohman	Penn State	17.68	17.46	17.86	17.49	17.95	17.93
5	Ben Peterson	Penn State	16.48	16.84	17.31	17.16	17.69	17.45
6	Eric Favors	South Carolina	F	F	17.57	F	17.14	F
7	Cooper Campbell	Oklahoma	16.29	16.89	17.10	F	17.44	17.55
8	Ryan Kim	Northeastern	F	16.78	16.82	F	16.99	17.06
9	Bradley Daboub	Oklahoma	16.66	16.75	16.78	17.00	16.63	16.86
10	Sean Brennan	Navy	F	16.06	16.64			

# College Women's Discus Throw Championship

EVENT 706 FRIDAY 11:30 AM

Records				
NR	Arizona	67.48 (221-5)	1981	Meg Ritchie
AR	Nike	69.17 (226-11)	2014	Gia Lewis-Smallwood
PR	Florida State	62.07 (203-7)	2017	Kellion Knibb
FF	Florida State	62.07 (203-7)	2017	Kellion Knibb

## RESULTS

PL	ID	ATHLETE	SCHOOL/AFFILIATION	MARK
1	6	Shanice Love	 Florida State	56.10m (184-0)
2	1	Isheka Binns	 UWI Mona	55.92m (183-5)
3	8	Ieva Zarankaite	 Florida State	53.18m (174-5)
4	4	Jessica Woodard	 Oklahoma	52.72m (172-11)
5	5	Claudia Ababio	 Maryland	52.22m (171-3)
6	9	Maura Kimmel	 Penn	51.09m (167-7)
7	7	Meia Gordon	 Oklahoma	50.25m (164-10)
8	2	Gleneve Grange	 Florida State	49.63m (162-9)
9	10	Ivana Muzaric	 Auburn	49.54m (162-6)

## FIELD PROGRESSION

PL	ATHLETE	SCHOOL/AFFILIATION	1ST	2ND	3RD	4TH	5TH	6TH
1	Shanice Love	Florida State	56.10	54.28	F	54.79	54.96	F
2	Isheka Binns	UWI Mona	F	51.31	55.92	F	F	54.85
3	Ieva Zarankaite	Florida State	F	50.45	F	F	50.03	53.18
4	Jessica Woodard	Oklahoma	48.67	51.92	52.72	F	F	F
5	Claudia Ababio	Maryland	F	50.95	52.22	48.86	F	F
6	Maura Kimmel	Penn	F	51.09	46.80	F	49.39	F
7	Meia Gordon	Oklahoma	50.25	F	48.23	F	49.24	50.03
8	Gleneve Grange	Florida State	49.63	45.78	49.07	47.63	47.89	F
9	Ivana Muzaric	Auburn	48.66	F	F	47.74	49.54	F

# College Men's Discus Throw Championship

**EVENT 808** SATURDAY 12:30 PM

## Records

<b>NR</b>	<b>UCLA</b>	<b>68.16 (223-7)</b>	<b>2013</b>	Julian Wruck
<b>AR</b>	<b>SoCal Striders</b>	<b>72.34 (237-4)</b>	<b>1981</b>	Ben Plucknett
<b>PR</b>	<b>UWI-Mona</b>	<b>65.19 (213-10)</b>	<b>2016</b>	Fedrick Dacres
<b>FF</b>	<b>Penn</b>	<b>67.45 (221-3)</b>	<b>2016</b>	Sam Mattis

## RESULTS

PL	ID	ATHLETE	SCHOOL/AFFILIATION	MARK
1	2	Greg Thompson	 Maryland	61.29m (201-0)
2	1	David Lucas	 Penn State	60.97m (200-0)
3	4	Eric Mellusi	 Northeastern	57.66m (189-2)
4	5	Josh Awotunde	 South Carolina	56.46m (185-2)
5	10	Noah Agwu	 Florida State	53.72m (176-2)
6	7	John Mooers	 Rutgers	53.08m (174-1)
7	12	Sean Brennan	 Navy	52.43m (172-0)
8	30	Bryan Bjerk	 Georgetown	52.39m (171-10)
9	11	Jon Yohman	 Penn State	50.73m (166-5)
10	3	Austin Droogsma	 Florida State	50.54m (165-9)
11	9	Tyson Fortenberry	 N.C. State	50.07m (164-3)



12	8	<b>Grant Voeks</b>	 <u>Clemson</u>	<b>47.99m (157-5)</b>
	6	<b>David McGriff</b>	 <u>Lafayette</u>	<b>nm</b>

## FIELD PROGRESSION










PL	ATHLETE	SCHOOL/AFFILIATION	1ST	2ND	3RD	4TH	5TH	6TH
1	<b>Greg Thompson</b>	<u>Maryland</u>	F	61.08	58.11	55.76	60.75	61.29
2	<b>David Lucas</b>	<u>Penn State</u>	57.11	F	54.92	F	59.10	60.97
3	<b>Eric Mellusi</b>	<u>Northeastern</u>	52.05	54.60	57.66	57.61	56.83	53.96
4	<b>Josh Awotunde</b>	<u>South Carolina</u>	50.46	52.64	53.60	49.75	F	56.46
5	<b>Noah Agwu</b>	<u>Florida State</u>	52.75	51.51	53.72	F	46.83	51.21
6	<b>John Mooers</b>	<u>Rutgers</u>	51.02	47.38	53.08	F	51.56	52.70
7	<b>Sean Brennan</b>	<u>Navy</u>	49.46	51.50	52.43	48.79	52.14	49.79
8	<b>Bryan Bjerk</b>	<u>Georgetown</u>	48.19	F	51.57	50.40	50.88	52.39
9	<b>Jon Yohman</b>	<u>Penn State</u>	48.79	50.73	F	49.74	49.24	45.42
10	<b>Austin Droogsma</b>	<u>Florida State</u>	50.54	F	F			
11	<b>Tyson Fortenberry</b>	<u>N.C. State</u>	45.15	50.07	F			
12	<b>Grant Voeks</b>	<u>Clemson</u>	43.89	47.99	F			
	<b>David McGriff</b>	<u>Lafayette</u>	F	F	F			

# College Men's Hammer Throw Championship

EVENT 810 SATURDAY 1:45 PM

Records				
NR	Southern Cal	81.94 (268-10)	1995	Balasz Kiss
AR	NYAC	82.52 (270-9)	1996	Lance Deal
PR	SMU	74.06 (243-0)	1983	Robert Weir
FF	SMU	74.06 (243-0)	1983	Robert Weir

## RESULTS

PL	ID	ATHLETE	SCHOOL/AFFILIATION	MARK
1	2	Adam Kelly	 Princeton	68.82m (225-9)
2	4	Morgan Shigo	 Penn State	68.65m (225-2)
3	3	Michael Shanahan	 New Hampshire	67.81m (222-5)
4	8	Tom Parker	 William & Mary	63.90m (209-7)
5	5	Alexios Prodanas	 UMBC	63.19m (207-3)
6	10	Logan Kusky	 Notre Dame	60.37m (198-0)
7	9	Brandon Tirado	 Florida State	59.63m (195-7)
8	7	Michael Alvernaz	 Troy	59.34m (194-8)
9	11	Sean Ryan	 Penn	58.49m (191-10)

## FIELD PROGRESSION

PL	ATHLETE	SCHOOL/AFFILIATION	1ST	2ND	3RD	4TH	5TH	6TH
1	Adam Kelly	Princeton	F	F	63.40	68.82	68.81	F
2	Morgan Shigo	Penn State	67.03	64.92	68.03	68.65	67.68	F
3	Michael Shanahan	New Hampshire	65.58	67.24	67.52	F	67.81	66.62
4	Tom Parker	William & Mary	63.54	63.90	F	62.45	62.66	F
5	Alexios Prodanas	UMBC	F	57.81	F	59.81	63.19	F
6	Logan Kusky	Notre Dame	54.52	56.71	F	56.98	57.47	60.37
7	Brandon Tirado	Florida State	58.81	59.63	58.67	F	F	59.49
8	Michael Alvernaz	Troy	54.85	59.34	58.16	F	F	57.00
9	Sean Ryan	Penn	F	57.46	58.49	57.40	56.60	56.87