

FSU TRACK & FIELD

UNF East Coast Relays

April 28-29, 2023 • Jacksonville, Florida

FINAL STATISTICS

UNF East Coast Relays

April 28-29, 2023

UNF-Hodges Stadium - Jacksonville, FL

ICON KEY: + NCAA DII Prov * NAIA A * NAIA B ➡ Appalachian AC 🏴

NCCAA 🏴 PSAC + IC4A/ECAC

Events:

100

Filter by Team

Men's 100 Meters

Top↑

PL	NAME	YEAR	TEAM	TIME
1	Cejhae Greene		Puma	10.01
2	Xie Zhenye		Tumbleweed Track Club	10.06
3	Dominique Alexander	JR-3	Campbell	10.11
4	Yan Haibin		Tumbleweed Track Club	10.11
5	Cole Beck	SR-4	Virginia Tech	10.14
6	Azeem Fahmi	FR-1	Auburn	10.14
7	Hakim Sani Brown		Tumbleweed Track Club	10.16
8	Eric Harrison		TruFit Athletics/Puma	10.16
9	joshua hartmann		TSV Bayer 04 Leverkusen	10.17
10	Michael Campbell		PUMA MVP International	10.18
11	Kishane Thompson		PUMA MVP International	10.21
12	Nadale Buntin	SR-4	Rutgers	10.22 +
13	Waddell Rembert-Jett	SR-4	SC State	10.22
14	Rohan Watson		PUMA MVP International	10.24

PL	NAME	YEAR	TEAM	TIME
15	Jermaine Dyges	SO-2	Bethune-Cookman	10.29
16	Andre Bent	SO-2	Campbell	10.31
17	Xavier Paris	SO-2	Kennesaw State	10.32
18	Troy McKnight	SO-2	Little Rock	10.32
19	Charles Okeze	Senior	KLG RUN	10.34
20	Kristopher Brown	SR-4	SC State	10.36
20	Deng Zhijian		Tumbleweed Track Club	10.36
22	TaVieon Neal	SO-2	Little Rock	10.37
23	Jamal Miller	SR-4	Campbell	10.41
24	Dajon Clark	JR-3	Florida A&M	10.41
25	Dentarius Locke		Unattached	10.42
26	Nathan Metelus	FR-1	Bethune-Cookman	10.45
27	Tyriq Hussie	JR-3	Kennesaw State	10.46
28	Garrett Wilkins	SO-2	Coastal Carolina	10.47
29	Bradley Bowlin	JR-3	St. Thomas (Fla.)	10.48 * *
30	Michael Eady	FR-1	Thomas (Ga.)	10.50 * *
31	Isaac Joseph	SR-4	St. Thomas (Fla.)	10.52 *
32	Ashlund Dixon	SO-2	Coastal Carolina	10.54
33	Jermaine Ewers	SO-2	Buffalo	10.54
34	Devonte Harris	JR-3	Coastal Carolina	10.57
35	Deondre Hardy	FR-1	Coastal Carolina	10.58
36	Chineme Ononiwu	SR-4	Buffalo	10.60
37	Mahki Herring	SR-4	Maryland-Eastern Shore	10.63 +
38	Jean Desir	SO-2	Buffalo	10.65
39	Kemar Hyman		Cayman Islands	10.65
40	Deondre Randall	FR-1	Southeastern U.	10.66
41	Jonathan Flemister	FR-1	Clafin	10.66

PL	NAME	YEAR	TEAM	TIME
42	Dwayne Curnell	SR-4	SC State	10.69
43	Shanard Walker	FR-1	Bethune-Cookman	10.69
44	Jaron Meyer	SR-4	Buffalo	10.70
45	Guillaume Richards		TruFit Athletics	10.73
46	Darian Mills	FR-1	Thomas (Ga.)	10.73
47	Erick Hill	SO-2	SC State	10.74
48	Paul Mosley	FR-1	Lynn	10.75
49	Bret Dannis	SR-4	Illinois	10.76
50	Virtner Crews	FR-1	St. Thomas (Fla.)	10.79
51	Radjae Reid	SO-2	Maryland-Eastern Shore	10.80 +
52	Yurick Dean		R.K. Athletics	10.81
53	Michael Lewis	FR-1	Bethune-Cookman	10.82
54	Chad Blaker	JR-3	Virginia Tech	10.85
55	Jaden Barker	JR-3	SC State	10.86
56	Kyron Belton	FR-1	Thomas (Ga.)	10.87
57	Derrick Andrews-Powley	SO-2	Bethune-Cookman	10.88
58	Maurice Daniels	FR-1	St. Thomas (Fla.)	10.94
59	Dana Ridley	JR-3	Rutgers	10.97 +
60	Caleb Chevis	JR-3	Miami (Fla.)	11.00
61	Amechi Egbe		AthleticsTX	11.00
62	Zion Roberts	SO-2	St. Thomas (Fla.)	11.04
63	Ryan Curington	JR-3	Little Rock	11.05
64	Maurice Gentry	JR-3	Tampa	11.08
65	Larry Grier	SR-4	FIU	11.10
65	Andre Nembhard	FR-1	Thomas (Ga.)	11.10
67	Jacob Swad	JR-3	Tampa	11.10
68	Freddie Allen III	SR-4	High Point	11.14

PL	NAME	YEAR	TEAM	TIME
69	Kasahn Rivers	FR-1	Thomas (Ga.)	11.15
70	Riley Pelletier	FR-1	Tampa	11.23
71	Jonathan Brooks	FR-1	Maryland-Eastern Shore	11.24
72	Wade Martin	SO-2	Tampa	11.26
73	Francisco Roman	FR-1	Tulane	11.38
74	Joshua Bartley	JR-3	Palm Beach Atlantic	11.39
75	Brady Perry		Unattached	11.58

Men's 100 Meters Section 1

W: 2.9

PL	NAME	YEAR	TEAM	TIME
1	Cejhae Greene		Puma	10.01
2	Xie Zhenye		Tumbleweed Track Club	10.06
6	Azeem Fahmi	FR-1	Auburn	10.14
7	Hakim Sani Brown		Tumbleweed Track Club	10.16
8	Eric Harrison		TruFit Athletics/Puma	10.16
10	Michael Campbell		PUMA MVP International	10.18
15	Jermaine Dyges	SO-2	Bethune-Cookman	10.29
20	Kristopher Brown	SR-4	SC State	10.36

Men's 100 Meters Section 2

W: 3.3

PL	NAME	YEAR	TEAM	TIME
3	Dominique Alexander	JR-3	Campbell	10.11
4	Yan Haibin		Tumbleweed Track Club	10.11
5	Cole Beck	SR-4	Virginia Tech	10.14
11	Kishane Thompson		PUMA MVP International	10.21
12	Nadale Buntin	SR-4	Rutgers	10.22 
13	Waddell Rembert-Jett	SR-4	SC State	10.22
14	Rohan Watson		PUMA MVP International	10.24
28	Garrett Wilkins	SO-2	Coastal Carolina	10.47

PL	NAME	YEAR	TEAM	TIME
31	Isaac Joseph	SR-4	St. Thomas (Fla.)	10.52 *

Men's 100 Meters Section 3

W: 2.2

PL	NAME	YEAR	TEAM	TIME
18	Troy McKnight	SO-2	Little Rock	10.32
19	Charles Okeze	Senior	KLG RUN	10.34
20	Deng Zhijian		Tumbleweed Track Club	10.36
22	TaVieon Neal	SO-2	Little Rock	10.37
24	Dajon Clark	JR-3	Florida A&M	10.41
39	Kemar Hyman		Cayman Islands	10.65
48	Paul Mosley	FR-1	Lynn	10.75
52	Yurick Dean		R.K. Athletics	10.81

Men's 100 Meters Section 4

W: 3.3

PL	NAME	YEAR	TEAM	TIME
25	Dentarius Locke		Unattached	10.42
26	Nathan Metelus	FR-1	Bethune-Cookman	10.45
32	Ashlund Dixon	SO-2	Coastal Carolina	10.54
35	Deondre Hardy	FR-1	Coastal Carolina	10.58
41	Jonathan Flemister	FR-1	Claflin	10.66
42	Dwayne Curnell	SR-4	SC State	10.69
43	Shanard Walker	FR-1	Bethune-Cookman	10.69
47	Erick Hill	SO-2	SC State	10.74
49	Bret Dannis	SR-4	Illinois	10.76

Men's 100 Meters Section 5

W: 2.2

PL	NAME	YEAR	TEAM	TIME
16	Andre Bent	SO-2	Campbell	10.31
23	Jamal Miller	SR-4	Campbell	10.41
27	Tyriq Hussie	JR-3	Kennesaw State	10.46

PL	NAME	YEAR	TEAM	TIME
29	Bradley Bowlin	JR-3	St. Thomas (Fla.)	10.48 * *
37	Mahki Herring	SR-4	Maryland-Eastern Shore	10.63 +
53	Michael Lewis	FR-1	Bethune-Cookman	10.82

Men's 100 Meters Section 6

W: 2.8

PL	NAME	YEAR	TEAM	TIME
30	Michael Eady	FR-1	Thomas (Ga.)	10.50 * *
33	Jermaine Ewers	SO-2	Buffalo	10.54
34	Devonte Harris	JR-3	Coastal Carolina	10.57
40	Deondre Randall	FR-1	Southeastern U.	10.66
51	Radjae Reid	SO-2	Maryland-Eastern Shore	10.80 +
61	Amechi Egbe		AthleticsTX	11.00

Men's 100 Meters Section 7

W: 2.9

PL	NAME	YEAR	TEAM	TIME
17	Xavier Paris	SO-2	Kennesaw State	10.32
36	Chineme Ononiwu	SR-4	Buffalo	10.60
38	Jean Desir	SO-2	Buffalo	10.65
45	Guillaume Richards		TruFit Athletics	10.73
46	Darian Mills	FR-1	Thomas (Ga.)	10.73
57	Derrick Andrews-Powley	SO-2	Bethune-Cookman	10.88
65	Larry Grier	SR-4	FIU	11.10
68	Freddie Allen III	SR-4	High Point	11.14

Men's 100 Meters Section 8

W: 2.2

PL	NAME	YEAR	TEAM	TIME
44	Jaron Meyer	SR-4	Buffalo	10.70
50	Virtner Crews	FR-1	St. Thomas (Fla.)	10.79
58	Maurice Daniels	FR-1	St. Thomas (Fla.)	10.94
59	Dana Ridley	JR-3	Rutgers	10.97 +

PL	NAME	YEAR	TEAM	TIME
62	Zion Roberts	SO-2	St. Thomas (Fla.)	11.04
63	Ryan Curington	JR-3	Little Rock	11.05
67	Jacob Swad	JR-3	Tampa	11.10

Men's 100 Meters Section 9

W: 2.4

PL	NAME	YEAR	TEAM	TIME
54	Chad Blaker	JR-3	Virginia Tech	10.85
56	Kyron Belton	FR-1	Thomas (Ga.)	10.87
60	Caleb Chevis	JR-3	Miami (Fla.)	11.00
65	Andre Nembhard	FR-1	Thomas (Ga.)	11.10
69	Kasahn Rivers	FR-1	Thomas (Ga.)	11.15
70	Riley Pelletier	FR-1	Tampa	11.23
71	Jonathan Brooks	FR-1	Maryland-Eastern Shore	11.24
72	Wade Martin	SO-2	Tampa	11.26

Men's 100 Meters Section 10

W: 2.1

PL	NAME	YEAR	TEAM	TIME
9	joshua hartmann		TSV Bayer 04 Leverkusen	10.17
55	Jaden Barker	JR-3	SC State	10.86
64	Maurice Gentry	JR-3	Tampa	11.08
73	Francisco Roman	FR-1	Tulane	11.38
74	Joshua Bartley	JR-3	Palm Beach Atlantic	11.39
75	Brady Perry		Unattached	11.58

Men's 200 Meters

Top↑

PL	NAME	YEAR	TEAM	TIME
1	Xie Zhenye		Tumbleweed Track Club	20.31
2	joshua hartmann		TSV Bayer 04 Leverkusen	20.54
3	Chen Jiapeng		Tumbleweed Track Club	20.68
4	Jamel Miller	SR-4	Campbell	20.71

PL	NAME	YEAR	TEAM	TIME
5	Dominique Alexander	JR-3	Campbell	20.73
6	Yan Haibin		Tumbleweed Track Club	20.74
7	Nadale Buntin	SR-4	Rutgers	20.77 +
8	Kennedy Harrison	JR-3	Virginia Tech	20.80
9	Charles Okeze	Senior	KLG RUN	20.90
10	Jahlanhnee Watkins	SR-4	Maryland-Eastern Shore	20.99 +
11	Nicholas Mabilo	FR-1	Kennesaw State	21.00
12	Kristopher Brown	SR-4	SC State	21.02
13	Kashief King	JR-3	Illinois	21.06
14	Judson Lincoln IV	FR-1	Virginia Tech	21.08
15	Xavier Paris	SO-2	Kennesaw State	21.09
16	Troy McKnight	SO-2	Little Rock	21.16
17	Garrett Wilkins	SO-2	Coastal Carolina	21.18
18	Jamal Miller	SR-4	Campbell	21.24
19	Cogan Derousselle	JR-3	Little Rock	21.32
20	Malik Hussie	JR-3	Kennesaw State	21.35
21	Deondre Hardy	FR-1	Coastal Carolina	21.37
22	Ashane Beckford	SR-4	Maryland-Eastern Shore	21.39 +
23	Tyriq Hussie	JR-3	Kennesaw State	21.45
24	Tal Hamel	SO-2	Buffalo	21.45
25	Janoi Brown	SR-4	Maryland-Eastern Shore	21.47 +
26	Rashun Fountain	FR-1	Campbell	21.54
27	Waddell Rembert-Jett	SR-4	SC State	21.58
28	TaVieon Neal	SO-2	Little Rock	21.63
29	Mahki Herring	SR-4	Maryland-Eastern Shore	21.65 +
30	Jaron Meyer	SR-4	Buffalo	21.66
31	Brendan Kovar	JR-3	Coastal Carolina	21.70

PL	NAME	YEAR	TEAM	TIME
32	Kahleje Tillmon	SO-2	Virginia Tech	21.70
33	Andre Bent	SO-2	Campbell	21.73
34	Dwayne Curnell	SR-4	SC State	21.79
35	Dana Ridley	JR-3	Rutgers	21.84 +
36	Jalen Gordon	JR-3	Miami (Fla.)	21.85
37	Robert Hampton	SR-4	Florida A&M	21.85
38	Brandon Love	JR-3	Florida A&M	21.88
39	Tavis Wilson	SO-2	Bethune-Cookman	21.88
40	Gregory Mitchell	Junior	Sherbrooke	21.96
41	Jean Desir	SO-2	Buffalo	21.96
42	Jonathan Flemister	FR-1	Claflin	21.99
43	Joshua Babe	FR-1	Rutgers	22.01 +
44	Montrael Bennett	SO-2	Bethune-Cookman	22.03
45	Dezmond McDonald	FR-1	Claflin	22.04
46	Samuel Gardner	JR-3	Florida A&M	22.08
47	Zion Murry		Claflin	22.10
48	Maximus James	FR-1	Virginia Tech	22.12
49	William Shelton	FR-1	Florida A&M	22.13
50	Guillaume Richards		TruFit Athletics	22.14
51	Sparticus Griffin	JR-3	Kennesaw State	22.18
52	Tadeas Placek	FR-1	Illinois	22.21
53	Jaden Barker	JR-3	SC State	22.25
54	Dametrimon Mallett	FR-1	Bethune-Cookman	22.26
55	Aidan Britt	SO-2	High Point	22.26
56	Yurick Dean		R.K. Athletics	22.28
57	Denley Joseph	Senior	Unattached	22.31
58	Chander Anderson	JR-3	Claflin	22.41

PL	NAME	YEAR	TEAM	TIME
59	Chad Blaker	JR-3	Virginia Tech	22.48
60	Caleb Chevis	JR-3	Miami (Fla.)	22.53
61	Riley Pelletier	FR-1	Tampa	22.55
62	Joey Coulter	FR-1	Tampa	22.66
63	John Trombley	SO-2	Tampa	22.68
64	Jabari Williams	FR-1	Florida A&M	22.85
65	Braylon Wilkerson		Unattached	22.86
66	Jacob Swad	JR-3	Tampa	22.91
67	Michael Edwards	Senior	Florida Running Club	22.92
68	Joshua Bartley	JR-3	Palm Beach Atlantic	23.02
69	Trevor Gross	Freshman	Florida Running Club	23.10
70	Francisco Roman	FR-1	Tulane	23.13
71	Maurice Gentry	JR-3	Tampa	23.16
72	Brady Perry		Unattached	23.48
73	Reuel Belizaire		Unattached	23.80
74	Elie Nassif	Freshman	Florida Running Club	24.94
	Raynell Chambers	FR-1	FIU	DNF

Men's 200 Meters Section 1

W: 0.9

PL	NAME	YEAR	TEAM	TIME
1	Xie Zhenye		Tumbleweed Track Club	20.31
2	joshua hartmann		TSV Bayer 04 Leverkusen	20.54
6	Yan Haibin		Tumbleweed Track Club	20.74
7	Nadale Buntin	SR-4	Rutgers	20.77 +
8	Kennedy Harrison	JR-3	Virginia Tech	20.80

Men's 200 Meters Section 2

W: -0.2

PL	NAME	YEAR	TEAM	TIME
3	Chen Jiapeng		Tumbleweed Track Club	20.68

PL	NAME	YEAR	TEAM	TIME
4	Jamel Miller	SR-4	Campbell	20.71
5	Dominique Alexander	JR-3	Campbell	20.73
9	Charles Okeze	Senior	KLG RUN	20.90
12	Kristopher Brown	SR-4	SC State	21.02
17	Garrett Wilkins	SO-2	Coastal Carolina	21.18

Men's 200 Meters Section 3

W: 1.4

PL	NAME	YEAR	TEAM	TIME
13	Kashief King	JR-3	Illinois	21.06
14	Judson Lincoln IV	FR-1	Virginia Tech	21.08
16	Troy McKnight	SO-2	Little Rock	21.16
20	Malik Hussie	JR-3	Kennesaw State	21.35
27	Waddell Rembert-Jett	SR-4	SC State	21.58
32	Kahleje Tillmon	SO-2	Virginia Tech	21.70

Men's 200 Meters Section 4

W: 2.7

PL	NAME	YEAR	TEAM	TIME
18	Jamal Miller	SR-4	Campbell	21.24
25	Janoi Brown	SR-4	Maryland-Eastern Shore	21.47 +
43	Joshua Babe	FR-1	Rutgers	22.01 +
56	Yurick Dean		R.K. Athletics	22.28
	Raynell Chambers	FR-1	FIU	DNF

Men's 200 Meters Section 5

W: 1.9

PL	NAME	YEAR	TEAM	TIME
11	Nicholas Mabilo	FR-1	Kennesaw State	21.00
23	Tyriq Hussie	JR-3	Kennesaw State	21.45
26	Rashun Fountain	FR-1	Campbell	21.54
39	Tavis Wilson	SO-2	Bethune-Cookman	21.88
42	Jonathan Flemister	FR-1	Clafin	21.99

PL	NAME	YEAR	TEAM	TIME
53	Jaden Barker	JR-3	SC State	22.25

Men's 200 Meters Section 6

W: 1.9

PL	NAME	YEAR	TEAM	TIME
15	Xavier Paris	SO-2	Kennesaw State	21.09
19	Cogan Derousselle	JR-3	Little Rock	21.32
28	TaVieon Neal	SO-2	Little Rock	21.63
35	Dana Ridley	JR-3	Rutgers	21.84 +

Men's 200 Meters Section 7

W: 2.4

PL	NAME	YEAR	TEAM	TIME
10	Jahlanhnee Watkins	SR-4	Maryland-Eastern Shore	20.99 +
22	Ashane Beckford	SR-4	Maryland-Eastern Shore	21.39 +
31	Brendan Kovar	JR-3	Coastal Carolina	21.70
36	Jalen Gordon	JR-3	Miami (Fla.)	21.85
37	Robert Hampton	SR-4	Florida A&M	21.85
65	Braylon Wilkerson		Unattached	22.86

Men's 200 Meters Section 8

W: 2.1

PL	NAME	YEAR	TEAM	TIME
21	Deondre Hardy	FR-1	Coastal Carolina	21.37
24	Tal Hamel	SO-2	Buffalo	21.45
29	Mahki Herring	SR-4	Maryland-Eastern Shore	21.65 +
34	Dwayne Curnell	SR-4	SC State	21.79
40	Gregory Mitchell	Junior	Sherbrooke	21.96
45	Dezmond McDonald	FR-1	Clafin	22.04
51	Sparticus Griffin	JR-3	Kennesaw State	22.18

Men's 200 Meters Section 9

W: 0.8

PL	NAME	YEAR	TEAM	TIME
30	Jaron Meyer	SR-4	Buffalo	21.66

PL	NAME	YEAR	TEAM	TIME
41	Jean Desir	SO-2	Buffalo	21.96
44	Montrael Bennett	SO-2	Bethune-Cookman	22.03
48	Maximus James	FR-1	Virginia Tech	22.12
57	Denley Joseph	Senior	Unattached	22.31
59	Chad Blaker	JR-3	Virginia Tech	22.48

Men's 200 Meters Section 10

W: -0.9

PL	NAME	YEAR	TEAM	TIME
38	Brandon Love	JR-3	Florida A&M	21.88
46	Samuel Gardner	JR-3	Florida A&M	22.08
50	Guillaume Richards		TruFit Athletics	22.14
54	Dametrimon Mallett	FR-1	Bethune-Cookman	22.26
55	Aidan Britt	SO-2	High Point	22.26
62	Joey Coulter	FR-1	Tampa	22.66

Men's 200 Meters Section 11

W: 2.2

PL	NAME	YEAR	TEAM	TIME
49	William Shelton	FR-1	Florida A&M	22.13
58	Chander Anderson	JR-3	Claflin	22.41
60	Caleb Chevis	JR-3	Miami (Fla.)	22.53
61	Riley Pelletier	FR-1	Tampa	22.55
63	John Trombley	SO-2	Tampa	22.68
66	Jacob Swad	JR-3	Tampa	22.91
72	Brady Perry		Unattached	23.48

Men's 200 Meters Section 12

W: -0.1

PL	NAME	YEAR	TEAM	TIME
33	Andre Bent	SO-2	Campbell	21.73
47	Zion Murry		Claflin	22.10
64	Jabari Williams	FR-1	Florida A&M	22.85

PL	NAME	YEAR	TEAM	TIME
68	Joshua Bartley	JR-3	Palm Beach Atlantic	23.02
71	Maurice Gentry	JR-3	Tampa	23.16
73	Reuel Belizaire		Unattached	23.80

Men's 200 Meters Section 13

W: 0.8

PL	NAME	YEAR	TEAM	TIME
52	Tadeas Placek	FR-1	Illinois	22.21
67	Michael Edwards	Senior	Florida Running Club	22.92
69	Trevor Gross	Freshman	Florida Running Club	23.10
70	Francisco Roman	FR-1	Tulane	23.13
74	Elie Nassif	Freshman	Florida Running Club	24.94

Men's 400 Meters

Top↑

PL	NAME	YEAR	TEAM	TIME
1	Trevor Stewart		Tumbleweed Track Club	44.95
2	Rusheen McDonald		PUMA MVP International	44.97
3	Keishon Franklin	SR-4	Southeastern U.	46.20 * *
4	Khamal Stewart-Baynes	SR-4	Miami (Fla.)	46.88
5	Kashief King	JR-3	Illinois	46.88
6	Malik Hussie	JR-3	Kennesaw State	46.97
7	Janoi Brown	SR-4	Maryland-Eastern Shore	47.23 +
8	Solomon Strader	JR-3	Miami (Fla.)	47.34
9	Jason Thormo	JR-3	Illinois	47.45
10	Jamel Miller	SR-4	Campbell	47.46
11	Ashane Beckford	SR-4	Maryland-Eastern Shore	47.72 +
12	Adriano Gumbs		R.A.P.I.D.	47.76
13	Shannon Patterson		Unattached	47.82
14	Brandon Love	JR-3	Florida A&M	47.87
15	Brendan Kovar	JR-3	Coastal Carolina	48.22

PL	NAME	YEAR	TEAM	TIME
16	Sam Austin	SO-2	Florida	48.39
17	Glenn Skinner	SO-2	Campbell	48.41
18	Tal Hamel	SO-2	Buffalo	48.43
19	Vasha Sheriff		Unattached	48.47
20	Maximus James	FR-1	Virginia Tech	48.65
21	Samuel Gardner	JR-3	Florida A&M	48.67
22	Tadeas Placek	FR-1	Illinois	48.69
23	Barrington Walker	SR-4	SC State	48.74
24	Chander Anderson	JR-3	Claflin	48.82
25	Ja'Quan King	FR-1	Bethune-Cookman	48.82
26	Braylon Wilkerson		Unattached	48.86
27	DeVontae Ford	SO-2	Illinois	49.03
28	Destiny Emuze	FR-1	Maryland-Eastern Shore	49.11 +
29	Robert Johnson	SO-2	Coastal Carolina	49.12
30	Khamauri Crabbe	FR-1	St. Thomas (Fla.)	49.14
31	Da'Quon King	FR-1	Bethune-Cookman	49.25
32	Jaevon Riley	FR-1	Claflin	49.29
33	Jalen Gordon	JR-3	Miami (Fla.)	49.33
34	Cameron Johnson	JR-3	Kennesaw State	49.35
35	Aidan Britt	SO-2	High Point	49.48
36	Sparticus Griffin	JR-3	Kennesaw State	49.82
37	Joseph Taylor	JR-3	Southeastern U.	49.83
38	Jabari Williams	FR-1	Florida A&M	50.03
39	Collin Clark	SO-2	Lynn	50.15
40	Ladarius Tellis	SO-2	North Florida	50.18
41	John Trombley	SO-2	Tampa	50.39
42	Zachary Opon	SR-4	Maryland-Eastern Shore	50.44

PL	NAME	YEAR	TEAM	TIME
43	Dezmond McDonald	FR-1	Clafin	50.49
44	Joshua Hammond		MaxVelocity	50.69
45	Devin Giles	FR-1	FIU	50.93
46	Malik Blunt	FR-1	Southeastern U.	51.72
47	Jacob Spotswood	SR-4	Virginia Tech	51.85
48	Jonathan Gaines	FR-1	Bethune-Cookman	51.93
49	Alex Miranda	SR-4	Lynn	52.69
50	Khalil Snell	SO-2	Tampa	53.25
51	Brady Perry		Unattached	53.43
52	Philip Henderson	SO-2	Lynn	53.50
53	Trevor White	SO-2	Bethune-Cookman	54.38
54	Trimaine Patterson	FR-1	Bethune-Cookman	54.94
55	Moses Washington	Senior	Team MoWash	56.16
56	Relamp Ramirez		Raider Track Club	1:01.30

Men's 400 Meters Section 1

PL	NAME	YEAR	TEAM	TIME
1	Trevor Stewart		Tumbleweed Track Club	44.95
2	Rusheen McDonald		PUMA MVP International	44.97
3	Keishon Franklin	SR-4	Southeastern U.	46.20 * *
4	Khamal Stewart-Baynes	SR-4	Miami (Fla.)	46.88
8	Solomon Strader	JR-3	Miami (Fla.)	47.34
19	Vasha Sheriff		Unattached	48.47
44	Joshua Hammond		MaxVelocity	50.69

Men's 400 Meters Section 2

PL	NAME	YEAR	TEAM	TIME
5	Kashief King	JR-3	Illinois	46.88
6	Malik Hussie	JR-3	Kennesaw State	46.97

PL	NAME	YEAR	TEAM	TIME
9	Jason Thormo	JR-3	Illinois	47.45
12	Adriano Gumbs		R.A.P.I.D.	47.76
26	Braylon Wilkerson		Unattached	48.86
39	Collin Clark	SO-2	Lynn	50.15

Men's 400 Meters Section 3

PL	NAME	YEAR	TEAM	TIME
10	Jamel Miller	SR-4	Campbell	47.46
11	Ashane Beckford	SR-4	Maryland-Eastern Shore	47.72 +
13	Shannon Patterson		Unattached	47.82
22	Tadeas Placek	FR-1	Illinois	48.69
25	Ja'Quan King	FR-1	Bethune-Cookman	48.82
31	Da'Quon King	FR-1	Bethune-Cookman	49.25

Men's 400 Meters Section 4

PL	NAME	YEAR	TEAM	TIME
7	Janoi Brown	SR-4	Maryland-Eastern Shore	47.23 +
15	Brendan Kovar	JR-3	Coastal Carolina	48.22
16	Sam Austin	SO-2	Florida	48.39
27	DeVontae Ford	SO-2	Illinois	49.03
32	Jaevon Riley	FR-1	Claflin	49.29
54	Trimaine Patterson	FR-1	Bethune-Cookman	54.94

Men's 400 Meters Section 5

PL	NAME	YEAR	TEAM	TIME
14	Brandon Love	JR-3	Florida A&M	47.87
18	Tal Hamel	SO-2	Buffalo	48.43
21	Samuel Gardner	JR-3	Florida A&M	48.67
24	Chander Anderson	JR-3	Claflin	48.82
33	Jalen Gordon	JR-3	Miami (Fla.)	49.33

PL	NAME	YEAR	TEAM	TIME
36	Sparticus Griffin	JR-3	Kennesaw State	49.82
37	Joseph Taylor	JR-3	Southeastern U.	49.83
48	Jonathan Gaines	FR-1	Bethune-Cookman	51.93

Men's 400 Meters Section 6

PL	NAME	YEAR	TEAM	TIME
17	Glenn Skinner	SO-2	Campbell	48.41
20	Maximus James	FR-1	Virginia Tech	48.65
34	Cameron Johnson	JR-3	Kennesaw State	49.35
35	Aidan Britt	SO-2	High Point	49.48
53	Trevor White	SO-2	Bethune-Cookman	54.38
55	Moses Washington	Senior	Team MoWash	56.16

Men's 400 Meters Section 7

PL	NAME	YEAR	TEAM	TIME
29	Robert Johnson	SO-2	Coastal Carolina	49.12
43	Dezmond McDonald	FR-1	Claflin	50.49
46	Malik Blunt	FR-1	Southeastern U.	51.72
47	Jacob Spotswood	SR-4	Virginia Tech	51.85
51	Brady Perry		Unattached	53.43

Men's 400 Meters Section 8

PL	NAME	YEAR	TEAM	TIME
28	Destiny Emuze	FR-1	Maryland-Eastern Shore	49.11 
30	Khamauri Crabbe	FR-1	St. Thomas (Fla.)	49.14
40	Ladarius Tellis	SO-2	North Florida	50.18
41	John Trombley	SO-2	Tampa	50.39
52	Philip Henderson	SO-2	Lynn	53.50
56	Relamp Ramirez		Raider Track Club	1:01.30

Men's 400 Meters Section 9

PL	NAME	YEAR	TEAM	TIME
23	Barrington Walker	SR-4	SC State	48.74
38	Jabari Williams	FR-1	Florida A&M	50.03
42	Zachary Opon	SR-4	Maryland-Eastern Shore	50.44
45	Devin Giles	FR-1	FIU	50.93
49	Alex Miranda	SR-4	Lynn	52.69
50	Khalil Snell	SO-2	Tampa	53.25

Men's 800 Meters

Top↑

PL	NAME	YEAR	TEAM	TIME
1	Eamonn Kichuk		Phoenix Athletics	1:48.65
2	Mac Franks	SR-4	North Florida	1:48.92
3	Will O'Brien	JR-3	Illinois	1:49.86
4	Josh Hoey		Tumbleweed Track Club	1:50.06
5	Ryan Maseman	SO-2	Florida	1:50.07
6	Timothy Doyle	SR-4	North Florida	1:50.14
7	Michael Smikle	JR-3	St. Thomas (Fla.)	1:50.34 * *
8	William Merrick	SO-2	Illinois	1:50.81
9	Rob Howorth	SR-4	Charleston Southern	1:50.85
10	Caden Monk	JR-3	Florida	1:51.08
11	Ladarius Tellis	SO-2	North Florida	1:51.09
12	Aiden Arnold	SO-2	North Florida	1:51.22
13	Alec Snell	JR-3	Rutgers	1:51.26 +
14	Adrian Bichara	SO-2	Florida	1:51.32
15	Winston Quinn	JR-3	Florida State	1:51.47
16	Matthew Mule'	SO-2	Florida	1:51.49
17	Tommy Cardenas	Sophomore	Unattached	1:51.83
18	Jacob D'Aleo	SO-2	Embry-Riddle	1:51.90

PL	NAME	YEAR	TEAM	TIME
19	Joab Francois	JR-3	Florida State	1:52.52
20	Will Stone	FR-1	Flagler	1:52.65
21	Michael Fiore	SO-2	Florida	1:52.82
22	Alex Guy	JR-3	Florida Southern	1:53.58
23	Koi Williams	SR-4	Kennesaw State	1:53.72
24	Shane Cohen	JR-3	Tampa	1:53.79
25	Jesse Benavides	FR-1	South Florida	1:53.84
26	Jacob Fritz	FR-1	Embry-Riddle	1:53.85
27	Reginald Gore	FR-1	Claflin	1:53.99
28	Roman Schrader	FR-1	Tulane	1:54.08
29	Chase Ruskin	JR-3	Florida	1:54.09
30	Zion Murry		Claflin	1:54.18
31	Robert Pedroza	JR-3	North Florida	1:54.31
32	Disner Moreno	SR-4	FIU	1:54.33
33	Seth Humphries	FR-1	Thomas (Ga.)	1:54.38
34	George Alexander	SO-2	Tampa	1:54.64
35	Ryan Douihech	FR-1	North Florida	1:54.76
36	Jalen St. Fort	FR-1	Tulane	1:54.88
37	Sam Marran	SR-4	Rutgers	1:54.98
38	Luke Sweatman	JR-3	Lynn	1:55.45
39	Charles Hruda	SO-2	Embry-Riddle	1:55.46
40	Thomas Ashley	Freshman	Unattached	1:55.95
41	Jakarriez Sanders	FR-1	Claflin	1:56.22
42	Andrew Smith	SR-4	Citadel	1:56.49
43	Jonathan Memnon	SR-4	St. Thomas (Fla.)	1:56.66
44	Isaiah Thomas	SO-2	Coastal Carolina	1:56.85
45	Owen Allen	JR-3	Florida Southern	1:56.90

PL	NAME	YEAR	TEAM	TIME
46	Ezekiel Shore	SR-4	South Florida	1:57.02
47	Paul Wales	SR-4	Tampa	1:57.33
48	Nahom Ftwi	SR-4	Maryland-Eastern Shore	1:57.36
49	Dalton Pender	JR-3	Valdosta State	1:57.55
50	Joe Royston		Raider Track Club	1:57.62
51	Matt Lyons	SO-2	Flagler	1:57.72
52	DaMauri Little	SO-2	Bethune-Cookman	1:57.99
53	Justin Haine	Sophomore	Unattached	1:58.21
54	Logan Kraus	JR-3	Valdosta State	1:58.30
55	Victor Farfan	Junior	Unattached	1:58.84
56	Justin Hernandez	FR-1	Thomas (Ga.)	1:58.87
57	Bryson Yamnitz	JR-3	Florida Southern	1:59.35
58	Jamar Henry	Senior	Unattached	1:59.38
59	Matthew Herndon	FR-1	Valdosta State	1:59.41
60	Mauricio Xochitecatl	JR-3	Concordia Univ. Chicago	1:59.56
61	Derek Romich	Senior	Unattached	1:59.67
62	Dennis Moreno		UNAT-FIU	1:59.84
63	Christopher Colavita	FR-1	Florida Southern	1:59.94
64	Jonathan Pineda	SR-4	FIU	2:00.19
65	Deshay Fernandes	SR-4	Florida	2:00.26
66	John Ross Donnes	SR-4	Lynn	2:00.81
67	Jake Kramer	Freshman	Unattached	2:01.13
68	Asad Bashir	SO-2	Flagler	2:01.15
69	Jaylen Caneus	SO-2	Florida Southern	2:01.40
70	Joseph Basara	FR-1	Palm Beach Atlantic	2:02.53
71	Logan Burch	FR-1	Flagler	2:02.55
72	Seth Augustynowski	SO-2	Florida Southern	2:02.57

PL	NAME	YEAR	TEAM	TIME
73	Moses Washington	Senior	Team MoWash	2:03.00
74	Karl Van Gelder	FR-1	Florida Southern	2:03.23
75	Robert Babcock	JR-3	Palm Beach Atlantic	2:04.10
76	Jamie Polakoff	SR-4	Tulane	2:04.67
77	Dametrimon Mallett	FR-1	Bethune-Cookman	2:04.75
78	Aiden Redmond	SO-2	Florida Southern	2:04.98
79	Sterling St-Cyr	SO-2	Thomas (Ga.)	2:05.55
80	Josh McKay	FR-1	Palm Beach Atlantic	2:05.75
81	Caleb Patterson	SR-4	Clayton	2:06.37
82	Adrian Abercrombie	FR-1	Flagler	2:06.60
83	Brian Williams	Freshman	Unattached	2:06.98
84	Jovan Brooks	FR-1	Bethune-Cookman	2:07.61
85	Timothy Tulloch	JR-3	Thomas (Ga.)	2:08.15
86	Braedon Bensley	JR-3	Valdosta State	2:08.54
87	Sebastian Kruger-Lagomarsino		Raider Track Club	2:08.75
88	Jack Benoit	SO-2	Coastal Carolina	2:09.15
89	Sam Henery		Raider Track Club	2:09.82
90	Charlie Eaton	JR-3	Valdosta State	2:11.07
91	Luke Kaelin	FR-1	Florida Southern	2:11.22
92	Zander Dunbar	FR-1	Tulane	2:12.37
93	Isaiah Vertus	FR-1	Bethune-Cookman	2:13.91
94	Nathan Metelus	FR-1	Bethune-Cookman	2:15.61
95	Rey Permaul		Raider Track Club	2:15.72
96	Connor Wallace	SO-2	Palm Beach Atlantic	2:20.97
97	Demarcus Hammond	FR-1	SC State	2:32.27
	Wyatt Preble	FR-1	Palm Beach Atlantic	DNF
	Matthew Speruta	Freshman	Unattached	DNF

Men's 800 Meters Section 1

PL	NAME	YEAR	TEAM	TIME
1	Eamonn Kichuk		Phoenix Athletics	1:48.65
2	Mac Franks	SR-4	North Florida	1:48.92
4	Josh Hoey		Tumbleweed Track Club	1:50.06
5	Ryan Maseman	SO-2	Florida	1:50.07
6	Timothy Doyle	SR-4	North Florida	1:50.14
9	Rob Howorth	SR-4	Charleston Southern	1:50.85
15	Winston Quinn	JR-3	Florida State	1:51.47
16	Matthew Mule'	SO-2	Florida	1:51.49
19	Joab Francois	JR-3	Florida State	1:52.52
31	Robert Pedroza	JR-3	North Florida	1:54.31

Men's 800 Meters Section 2

PL	NAME	YEAR	TEAM	TIME
10	Caden Monk	JR-3	Florida	1:51.08
11	Ladarius Tellis	SO-2	North Florida	1:51.09
12	Aiden Arnold	SO-2	North Florida	1:51.22
13	Alec Snell	JR-3	Rutgers	1:51.26 +
14	Adrian Bichara	SO-2	Florida	1:51.32
35	Ryan Douihech	FR-1	North Florida	1:54.76
65	Deshay Fernandes	SR-4	Florida	2:00.26

Men's 800 Meters Section 3

PL	NAME	YEAR	TEAM	TIME
3	Will O'Brien	JR-3	Illinois	1:49.86
7	Michael Smikle	JR-3	St. Thomas (Fla.)	1:50.34 * *
8	William Merrick	SO-2	Illinois	1:50.81
18	Jacob D'Aleo	SO-2	Embry-Riddle	1:51.90
20	Will Stone	FR-1	Flagler	1:52.65

PL	NAME	YEAR	TEAM	TIME
21	Michael Fiore	SO-2	Florida	1:52.82
23	Koi Williams	SR-4	Kennesaw State	1:53.72
24	Shane Cohen	JR-3	Tampa	1:53.79
25	Jesse Benavides	FR-1	South Florida	1:53.84
28	Roman Schrader	FR-1	Tulane	1:54.08
29	Chase Ruskin	JR-3	Florida	1:54.09

Men's 800 Meters Section 4

PL	NAME	YEAR	TEAM	TIME
17	Tommy Cardenas	Sophomore	Unattached	1:51.83
22	Alex Guy	JR-3	Florida Southern	1:53.58
26	Jacob Fritz	FR-1	Embry-Riddle	1:53.85
27	Reginald Gore	FR-1	Clayton	1:53.99
30	Zion Murry		Clayton	1:54.18
33	Seth Humphries	FR-1	Thomas (Ga.)	1:54.38
37	Sam Marran	SR-4	Rutgers	1:54.98
42	Andrew Smith	SR-4	Citadel	1:56.49
46	Ezekiel Shore	SR-4	South Florida	1:57.02

Men's 800 Meters Section 5

PL	NAME	YEAR	TEAM	TIME
32	Disner Moreno	SR-4	FIU	1:54.33
34	George Alexander	SO-2	Tampa	1:54.64
36	Jalen St. Fort	FR-1	Tulane	1:54.88
38	Luke Sweatman	JR-3	Lynn	1:55.45
39	Charles Hruda	SO-2	Embry-Riddle	1:55.46
40	Thomas Ashley	Freshman	Unattached	1:55.95
41	Jakarrie Sanders	FR-1	Clayton	1:56.22
52	DaMauri Little	SO-2	Bethune-Cookman	1:57.99

PL	NAME	YEAR	TEAM	TIME
66	John Ross Donnes	SR-4	Lynn	2:00.81
77	Dametrimon Mallett	FR-1	Bethune-Cookman	2:04.75
92	Zander Dunbar	FR-1	Tulane	2:12.37
93	Isaiah Vertus	FR-1	Bethune-Cookman	2:13.91

Men's 800 Meters Section 6

PL	NAME	YEAR	TEAM	TIME
43	Jonathan Memnon	SR-4	St. Thomas (Fla.)	1:56.66
44	Isaiah Thomas	SO-2	Coastal Carolina	1:56.85
45	Owen Allen	JR-3	Florida Southern	1:56.90
47	Paul Wales	SR-4	Tampa	1:57.33
48	Nahom Ftwi	SR-4	Maryland-Eastern Shore	1:57.36
51	Matt Lyons	SO-2	Flagler	1:57.72
57	Bryson Yamnitz	JR-3	Florida Southern	1:59.35
63	Christopher Colavita	FR-1	Florida Southern	1:59.94
70	Joseph Basara	FR-1	Palm Beach Atlantic	2:02.53
84	Jovan Brooks	FR-1	Bethune-Cookman	2:07.61
88	Jack Benoit	SO-2	Coastal Carolina	2:09.15
94	Nathan Metelus	FR-1	Bethune-Cookman	2:15.61
	Wyatt Preble	FR-1	Palm Beach Atlantic	DNF

Men's 800 Meters Section 7

PL	NAME	YEAR	TEAM	TIME
49	Dalton Pender	JR-3	Valdosta State	1:57.55
50	Joe Royston		Raider Track Club	1:57.62
53	Justin Haine	Sophomore	Unattached	1:58.21
54	Logan Kraus	JR-3	Valdosta State	1:58.30
55	Victor Farfan	Junior	Unattached	1:58.84
56	Justin Hernandez	FR-1	Thomas (Ga.)	1:58.87

PL	NAME	YEAR	TEAM	TIME
60	Mauricio Xochitecatl	JR-3	Concordia Univ. Chicago	1:59.56
61	Derek Romich	Senior	Unattached	1:59.67
62	Dennis Moreno		UNAT-FIU	1:59.84
64	Jonathan Pineda	SR-4	FIU	2:00.19
67	Jake Kramer	Freshman	Unattached	2:01.13
79	Sterling St-Cyr	SO-2	Thomas (Ga.)	2:05.55

Men's 800 Meters Section 8

PL	NAME	YEAR	TEAM	TIME
58	Jamar Henry	Senior	Unattached	1:59.38
59	Matthew Herndon	FR-1	Valdosta State	1:59.41
68	Asad Bashir	SO-2	Flagler	2:01.15
69	Jaylen Caneus	SO-2	Florida Southern	2:01.40
71	Logan Burch	FR-1	Flagler	2:02.55
72	Seth Augustynowski	SO-2	Florida Southern	2:02.57
73	Moses Washington	Senior	Team MoWash	2:03.00
74	Karl Van Gelder	FR-1	Florida Southern	2:03.23
76	Jamie Polakoff	SR-4	Tulane	2:04.67
78	Aiden Redmond	SO-2	Florida Southern	2:04.98
83	Brian Williams	Freshman	Unattached	2:06.98
91	Luke Kaelin	FR-1	Florida Southern	2:11.22

Men's 800 Meters Section 9

PL	NAME	YEAR	TEAM	TIME
75	Robert Babcock	JR-3	Palm Beach Atlantic	2:04.10
80	Josh McKay	FR-1	Palm Beach Atlantic	2:05.75
81	Caleb Patterson	SR-4	Clafin	2:06.37
82	Adrian Abercrombie	FR-1	Flagler	2:06.60
85	Timothy Tulloch	JR-3	Thomas (Ga.)	2:08.15

PL	NAME	YEAR	TEAM	TIME
86	Braedon Bensley	JR-3	Valdosta State	2:08.54
87	Sebastian Kruger-Lagomarsino		Raider Track Club	2:08.75
89	Sam Henery		Raider Track Club	2:09.82
90	Charlie Eaton	JR-3	Valdosta State	2:11.07
95	Rey Permaul		Raider Track Club	2:15.72
96	Connor Wallace	SO-2	Palm Beach Atlantic	2:20.97
97	Demarcus Hammond	FR-1	SC State	2:32.27
	Matthew Speruta	Freshman	Unattached	DNF

Men's 1500 Meters

Top↑

PL	NAME	YEAR	TEAM	TIME
1	Mac Franks	SR-4	North Florida	3:44.60
2	Robert Pedroza	JR-3	North Florida	3:45.37
3	Josh Hoey		Tumbleweed Track Club	3:45.79
4	Caden Monk	JR-3	Florida	3:47.13
5	Colin Yandel	SR-4	Illinois	3:47.34
6	Oskars Bambals	JR-3	Miami (Fla.)	3:47.60
7	William Merrick	SO-2	Illinois	3:49.11
8	Javier Vento	Sophomore	Unattached	3:51.11
9	Michael Fiore	SO-2	Florida	3:51.21
10	Ryan Douihech	FR-1	North Florida	3:51.58
11	Jack Roberts	JR-3	Illinois	3:52.80
12	Adam Magoulas	Freshman	Unattached	3:53.36
13	George Alexander	SO-2	Tampa	3:53.58
14	Patrick Donnelly	FR-1	Florida State	3:54.04
15	Macarius Wright	Sophomore	Unattached	3:54.11
16	Hugh Brittenham	JR-3	Florida	3:54.79
17	Brandon Knieja	SO-2	Flagler	3:54.93

PL	NAME	YEAR	TEAM	TIME
18	Will O'Brien	JR-3	Illinois	3:55.20
19	Roy Hobson		Boulder Underground	3:55.65
20	Joel Nesi	SO-2	Flagler	3:55.74
21	Joseph Mines	FR-1	Kennesaw State	3:55.80
22	Justin Rittenhouse	SR-4	Miami (Fla.)	3:56.46
23	Owen Allen	JR-3	Florida Southern	3:57.22
24	Trey Kramer	SO-2	Coastal Carolina	3:57.62
25	Andrew Smith	SR-4	Citadel	3:58.31
26	Joseph Basara	FR-1	Palm Beach Atlantic	3:58.47
27	Alex Guy	JR-3	Florida Southern	3:58.48
28	Tre Pepper	Freshman	Track & Field Club @ FSU	3:59.66
29	Elijah Holbrook	Senior	Unattached	3:59.70
30	Jesse Benavides	FR-1	South Florida	3:59.77
31	Logan Kraus	JR-3	Valdosta State	4:00.04
32	Tyler Cushing	JR-3	Illinois	4:00.21
33	Christopher Colavita	FR-1	Florida Southern	4:01.25
34	Paul Lespasio	FR-1	North Florida	4:01.68
35	Nahom Ftwi	SR-4	Maryland-Eastern Shore	4:01.99
36	Thomas Hellenbrand	SO-2	Jacksonville	4:03.85
37	Victor Farfan	Junior	Unattached	4:03.92
38	Yves Philippe	Senior	Team FTC	4:04.32
39	Joe Royston		Raider Track Club	4:04.33
40	Zach Mickler	Freshman	Unattached	4:04.48
41	Jon Eide	SO-2	Flagler	4:04.53
42	Paul Wales	SR-4	Tampa	4:05.32
43	Nico Valentine	FR-1	Miami (Fla.)	4:05.90
44	Malcolm Brown		Bethune-Cookman	4:07.27

PL	NAME	YEAR	TEAM	TIME
45	Matthew Herndon	FR-1	Valdosta State	4:07.46
46	Karl Van Gelder	FR-1	Florida Southern	4:07.57
47	Dennis Moreno		UNAT-FIU	4:07.84
48	Ethan Wattles	SO-2	Palm Beach Atlantic	4:08.64
49	Mauricio Xochitecatl	JR-3	Concordia Univ. Chicago	4:09.17
50	Disner Moreno	SR-4	FIU	4:09.21
51	Aidan O'Leary	SO-2	Saint Leo	4:09.91
52	Logan Burch	FR-1	Flagler	4:10.49
53	Luke Sweatman	JR-3	Lynn	4:11.25
54	Colton Berquist	Freshman	Lake Sumter State College	4:11.29
55	Adrien Zambaux	JR-3	Nova Southeastern	4:11.68
56	Jake Kramer	Freshman	Unattached	4:11.75
57	Jamie Polakoff	SR-4	Tulane	4:12.37
58	Jonathan Pineda	SR-4	FIU	4:13.00
59	Justin Haine	Sophomore	Unattached	4:13.56
60	Malik Millet		Freedom Running Club	4:13.78
61	Matthew Speruta	Freshman	Unattached	4:14.14
62	Dalton Pender	JR-3	Valdosta State	4:15.75
63	Robert Babcock	JR-3	Palm Beach Atlantic	4:16.80
64	Ezekiel Shore	SR-4	South Florida	4:17.01
65	Joshua Webster		UNAT-FIU	4:17.33
66	Jaylen Caneus	SO-2	Florida Southern	4:18.27
67	Donald Dempsey	FR-1	Jacksonville	4:19.63
68	Thor Eriksson		Unattached	4:21.66
69	Caleb Patterson	SR-4	Claflin	4:29.33
70	Miles Kennedy	FR-1	Palm Beach Atlantic	4:32.07
71	Matron Thornton	JR-3	SC State	4:33.50

PL	NAME	YEAR	TEAM	TIME
72	Rey Permaul		Raider Track Club	4:42.79
73	Samuel Lenes	SO-2	Palm Beach Atlantic	4:43.91
74	Andrew Blanchette	FR-1	Jacksonville	4:49.01
	Jonathan Pitchford	SO-2	Florida	DNF
	Ayman Zahafi	SR-4	Miami (Fla.)	DNF
	Jan Schmied	FR-1	Nova Southeastern	DNF

Men's 1500 Meters Section 1

PL	NAME	YEAR	TEAM	TIME
1	Mac Franks	SR-4	North Florida	3:44.60
2	Robert Pedroza	JR-3	North Florida	3:45.37
3	Josh Hoey		Tumbleweed Track Club	3:45.79
4	Caden Monk	JR-3	Florida	3:47.13
5	Colin Yandel	SR-4	Illinois	3:47.34
6	Oskars Bambals	JR-3	Miami (Fla.)	3:47.60
7	William Merrick	SO-2	Illinois	3:49.11
9	Michael Fiore	SO-2	Florida	3:51.21
18	Will O'Brien	JR-3	Illinois	3:55.20
	Ayman Zahafi	SR-4	Miami (Fla.)	DNF
	Jonathan Pitchford	SO-2	Florida	DNF

Men's 1500 Meters Section 2

PL	NAME	YEAR	TEAM	TIME
8	Javier Vento	Sophomore	Unattached	3:51.11
10	Ryan Douihech	FR-1	North Florida	3:51.58
12	Adam Magoulas	Freshman	Unattached	3:53.36
14	Patrick Donnelly	FR-1	Florida State	3:54.04
15	Macarius Wright	Sophomore	Unattached	3:54.11
24	Trey Kramer	SO-2	Coastal Carolina	3:57.62

PL	NAME	YEAR	TEAM	TIME
27	Alex Guy	JR-3	Florida Southern	3:58.48
29	Elijah Holbrook	Senior	Unattached	3:59.70
32	Tyler Cushing	JR-3	Illinois	4:00.21

Men's 1500 Meters Section 3

PL	NAME	YEAR	TEAM	TIME
11	Jack Roberts	JR-3	Illinois	3:52.80
13	George Alexander	SO-2	Tampa	3:53.58
16	Hugh Brittenham	JR-3	Florida	3:54.79
17	Brandon Knieja	SO-2	Flagler	3:54.93
19	Roy Hobson		Boulder Underground	3:55.65
20	Joel Nesi	SO-2	Flagler	3:55.74
21	Joseph Mines	FR-1	Kennesaw State	3:55.80
22	Justin Rittenhouse	SR-4	Miami (Fla.)	3:56.46
23	Owen Allen	JR-3	Florida Southern	3:57.22
26	Joseph Basara	FR-1	Palm Beach Atlantic	3:58.47
51	Aidan O'Leary	SO-2	Saint Leo	4:09.91
53	Luke Sweatman	JR-3	Lynn	4:11.25
54	Colton Berquist	Freshman	Lake Sumter State College	4:11.29

Men's 1500 Meters Section 4

PL	NAME	YEAR	TEAM	TIME
25	Andrew Smith	SR-4	Citadel	3:58.31
28	Tre Pepper	Freshman	Track & Field Club @ FSU	3:59.66
30	Jesse Benavides	FR-1	South Florida	3:59.77
31	Logan Kraus	JR-3	Valdosta State	4:00.04
33	Christopher Colavita	FR-1	Florida Southern	4:01.25
34	Paul Lespasio	FR-1	North Florida	4:01.68
37	Victor Farfan	Junior	Unattached	4:03.92

PL	NAME	YEAR	TEAM	TIME
38	Yves Philippe	Senior	Team FTC	4:04.32
41	Jon Eide	SO-2	Flagler	4:04.53
42	Paul Wales	SR-4	Tampa	4:05.32
57	Jamie Polakoff	SR-4	Tulane	4:12.37
58	Jonathan Pineda	SR-4	FIU	4:13.00
59	Justin Haine	Sophomore	Unattached	4:13.56
	Jan Schmied	FR-1	Nova Southeastern	DNF

Men's 1500 Meters Section 5

PL	NAME	YEAR	TEAM	TIME
35	Nahom Ftwi	SR-4	Maryland-Eastern Shore	4:01.99
36	Thomas Hellenbrand	SO-2	Jacksonville	4:03.85
39	Joe Royston		Raider Track Club	4:04.33
40	Zach Mickler	Freshman	Unattached	4:04.48
43	Nico Valentine	FR-1	Miami (Fla.)	4:05.90
44	Malcolm Brown		Bethune-Cookman	4:07.27
45	Matthew Herndon	FR-1	Valdosta State	4:07.46
46	Karl Van Gelder	FR-1	Florida Southern	4:07.57
47	Dennis Moreno		UNAT-FIU	4:07.84
48	Ethan Wattles	SO-2	Palm Beach Atlantic	4:08.64
49	Mauricio Xochitecatl	JR-3	Concordia Univ. Chicago	4:09.17
50	Disner Moreno	SR-4	FIU	4:09.21
56	Jake Kramer	Freshman	Unattached	4:11.75
61	Matthew Speruta	Freshman	Unattached	4:14.14
64	Ezekiel Shore	SR-4	South Florida	4:17.01

Men's 1500 Meters Section 6

PL	NAME	YEAR	TEAM	TIME
52	Logan Burch	FR-1	Flagler	4:10.49

PL	NAME	YEAR	TEAM	TIME
55	Adrien Zambaux	JR-3	Nova Southeastern	4:11.68
60	Malik Millet		Freedom Running Club	4:13.78
62	Dalton Pender	JR-3	Valdosta State	4:15.75
63	Robert Babcock	JR-3	Palm Beach Atlantic	4:16.80
65	Joshua Webster		UNAT-FIU	4:17.33
66	Jaylen Caneus	SO-2	Florida Southern	4:18.27
67	Donald Dempsey	FR-1	Jacksonville	4:19.63
68	Thor Eriksson		Unattached	4:21.66
69	Caleb Patterson	SR-4	Claflin	4:29.33
70	Miles Kennedy	FR-1	Palm Beach Atlantic	4:32.07
71	Matron Thornton	JR-3	SC State	4:33.50
72	Rey Permaul		Raider Track Club	4:42.79
73	Samuel Lenes	SO-2	Palm Beach Atlantic	4:43.91
74	Andrew Blanchette	FR-1	Jacksonville	4:49.01

Men's 5000 Meters

Top↑

PL	NAME	YEAR	TEAM	TIME
1	Arthur Cosson	SR-4	Saint Leo	14:34.97
2	Matthew Stratton	Freshman	Unattached	14:35.62
3	Cavan Wilson	SR-4	Florida	14:43.70
4	Bartosz Kwiecinski	SR-4	Embry-Riddle	14:49.36
5	Tucker Poshard	SO-2	Tulane	14:50.13
6	Seth Martinez	SO-2	North Florida	14:51.53
7	Enrique Borrego	FR-1	Miami (Fla.)	14:52.88
8	Kameron Wallizada	SO-2	North Florida	14:55.30
9	John Bowers	Senior	Swordfish TC	14:56.64
10	Justin Tackling	SO-2	North Florida	14:59.65
11	Lucas Bouquot	FR-1	Florida State	15:05.21

PL	NAME	YEAR	TEAM	TIME
12	Aiden Villasuso	SO-2	Florida	15:05.58
13	Dayton Law	Freshman	Unattached	15:05.85
14	Joe Pontrelli	JR-3	Kennesaw State	15:11.52
15	Antoine Laigle	JR-3	Palm Beach Atlantic	15:12.43
16	Donal Devane	SR-4	Tulane	15:12.88
17	Joseph Visconti	Junior	Apalachicola Track Club	15:13.82
18	Josh Stern	SO-2	Florida	15:14.61
19	Ryan Miller	SO-2	Florida	15:15.54
20	Bryson Yamnitz	JR-3	Florida Southern	15:16.91
21	Eliseo Torres	SR-4	FIU	15:19.65
22	Francisco Ramirez	SO-2	Flagler	15:21.57
23	David Mahnke	SO-2	Nova Southeastern	15:23.55
24	Christian Fernandez	SO-2	Flagler	15:24.38
25	Ethan Tank	SO-2	Flagler	15:26.75
26	Franklin Caceres	Junior	FGCU	15:28.75
27	Jared Falchook		Daytona Unattached	15:30.28
28	Yassin Raffay	Senior	Unattached	15:31.90
29	Adam Aldahir	SO-2	Tulane	15:33.48
30	Dominic Brink	JR-3	Tampa	15:36.76
31	Charlie McLawhorn	FR-1	Tulane	15:37.54
32	Michael Remich		Unattached	15:39.53
33	Seth Augustynowski	SO-2	Florida Southern	15:43.47
34	Jonathan Werble	Senior	Unattached	15:47.66
35	Jake Baldauf		Unattached	15:49.10
36	Albert LaRed	SO-2	Saint Leo	15:52.87
37	Aidan Barich	SO-2	Tampa	15:56.06
38	Cooper Krug	Sophomore	Unattached	15:56.48

PL	NAME	YEAR	TEAM	TIME
39	Riley Maher	SO-2	Jacksonville	15:59.57
40	Charlie Eaton	JR-3	Valdosta State	15:59.91
41	Jack Bolan	Freshman	Unattached	16:08.84
42	Carlton Waiguru	Sophomore	Unattached	16:09.46
43	Luke Kaelin	FR-1	Florida Southern	16:09.47
44	Conrad Voigt	FR-1	Saint Leo	16:09.60
45	Jackson Overholt	FR-1	Palm Beach Atlantic	16:19.10
46	Owen Skelton	JR-3	Jacksonville	16:21.26
47	Jayven Garcia		Daytona Unattached	16:22.07
48	Aiden Redmond	SO-2	Florida Southern	16:23.09
49	Julian Pomaes		Daytona Unattached	16:23.62
50	Sam Henery		Raider Track Club	16:24.31
51	Alec Munger	SO-2	Valdosta State	16:24.74
52	Avery Geerlings		Unattached	16:29.45
53	Pedro Zapata		Daytona Unattached	16:31.01
54	Brendan Hamilton		Daytona Unattached	16:33.06
55	Trevor Cross	Freshman	Unattached	16:35.06
56	Gabriel Garcia		Unattached	16:38.77
57	Malik Millet		Freedom Running Club	16:46.25
58	Austen Sekowski	SO-2	Valdosta State	16:49.07
59	Jaden Simpson	FR-1	Southeastern U.	16:56.53
60	Sebastian Kruger-Lagomarsino		Raider Track Club	16:58.07
61	Ivan Marin		Daytona Unattached	17:05.46
62	David Adler	SO-2	Florida Tech	17:05.51
63	Samuel Jaramillo		Unattached	17:10.63
64	Braedon Bensley	JR-3	Valdosta State	17:15.46
65	Michael Kirwan	FR-1	Palm Beach Atlantic	17:15.93

PL	NAME	YEAR	TEAM	TIME
66	Matthew Weiler		Unattached	17:16.66
67	Adam Mastrobuono	JR-3	Valdosta State	17:26.93
68	Jessie Strickland	FR-1	Saint Leo	17:39.79
69	Andrew Latimer	JR-3	SC State	17:54.99
70	Gershorn Allen	Sophomore	Unattached	19:04.80
	Brycen Haner	FR-1	Florida Tech	DNF
	Patrick Donnelly	FR-1	Florida State	DNF
	Christian Pastrana		Daytona Unattached	DNF
	Orlando Cicilioni	Sophomore	Unattached	DNF
	Connor Chapman	SO-2	Saint Leo	DNF
	Thomas Hellenbrand	SO-2	Jacksonville	DNF
	Nathan Yates	FR-1	Palm Beach Atlantic	DNF
	Richie Lebron		Daytona Unattached	DNF
	Zachariah Rohrbough	SR-4	Palm Beach Atlantic	DNF

Men's 5000 Meters Section 1

PL	NAME	YEAR	TEAM	TIME
1	Arthur Cosson	SR-4	Saint Leo	14:34.97
2	Matthew Stratton	Freshman	Unattached	14:35.62
3	Cavan Wilson	SR-4	Florida	14:43.70
4	Bartosz Kwiecinski	SR-4	Embry-Riddle	14:49.36
5	Tucker Poshard	SO-2	Tulane	14:50.13
6	Seth Martinez	SO-2	North Florida	14:51.53
7	Enrique Borrego	FR-1	Miami (Fla.)	14:52.88
8	Kameron Wallizada	SO-2	North Florida	14:55.30
9	John Bowers	Senior	Swordfish TC	14:56.64
10	Justin Tackling	SO-2	North Florida	14:59.65
11	Lucas Bouquot	FR-1	Florida State	15:05.21

PL	NAME	YEAR	TEAM	TIME
12	Aiden Villasuso	SO-2	Florida	15:05.58
16	Donal Devane	SR-4	Tulane	15:12.88
17	Joseph Visconti	Junior	Apalachicola Track Club	15:13.82
18	Josh Stern	SO-2	Florida	15:14.61
19	Ryan Miller	SO-2	Florida	15:15.54
28	Yassin Raffay	Senior	Unattached	15:31.90
	Patrick Donnelly	FR-1	Florida State	DNF
	Orlando Cicilioni	Sophomore	Unattached	DNF

Men's 5000 Meters Section 2

PL	NAME	YEAR	TEAM	TIME
13	Dayton Law	Freshman	Unattached	15:05.85
14	Joe Pontrelli	JR-3	Kennesaw State	15:11.52
15	Antoine Laigle	JR-3	Palm Beach Atlantic	15:12.43
20	Bryson Yamnitz	JR-3	Florida Southern	15:16.91
21	Eliseo Torres	SR-4	FIU	15:19.65
22	Francisco Ramirez	SO-2	Flagler	15:21.57
23	David Mahnke	SO-2	Nova Southeastern	15:23.55
24	Christian Fernandez	SO-2	Flagler	15:24.38
25	Ethan Tank	SO-2	Flagler	15:26.75
26	Franklin Caceres	Junior	FGCU	15:28.75
27	Jared Falchhook		Daytona Unattached	15:30.28
29	Adam Aldahir	SO-2	Tulane	15:33.48
30	Dominic Brink	JR-3	Tampa	15:36.76
31	Charlie McLawhorn	FR-1	Tulane	15:37.54
32	Michael Remich		Unattached	15:39.53
33	Seth Augustynowski	SO-2	Florida Southern	15:43.47
34	Jonathan Werble	Senior	Unattached	15:47.66

PL	NAME	YEAR	TEAM	TIME
35	Jake Baldauf		Unattached	15:49.10
36	Albert LaRed	SO-2	Saint Leo	15:52.87
37	Aidan Barich	SO-2	Tampa	15:56.06
38	Cooper Krug	Sophomore	Unattached	15:56.48
39	Riley Maher	SO-2	Jacksonville	15:59.57
44	Conrad Voigt	FR-1	Saint Leo	16:09.60
47	Jayven Garcia		Daytona Unattached	16:22.07
48	Aiden Redmond	SO-2	Florida Southern	16:23.09
56	Gabriel Garcia		Unattached	16:38.77
67	Adam Mastrobuono	JR-3	Valdosta State	17:26.93
	Connor Chapman	SO-2	Saint Leo	DNF
	Nathan Yates	FR-1	Palm Beach Atlantic	DNF

Men's 5000 Meters Section 3

PL	NAME	YEAR	TEAM	TIME
40	Charlie Eaton	JR-3	Valdosta State	15:59.91
41	Jack Bolan	Freshman	Unattached	16:08.84
42	Carlton Waiguru	Sophomore	Unattached	16:09.46
43	Luke Kaelin	FR-1	Florida Southern	16:09.47
45	Jackson Overholt	FR-1	Palm Beach Atlantic	16:19.10
46	Owen Skelton	JR-3	Jacksonville	16:21.26
49	Julian Pomaes		Daytona Unattached	16:23.62
50	Sam Henery		Raider Track Club	16:24.31
51	Alec Munger	SO-2	Valdosta State	16:24.74
52	Avery Geerlings		Unattached	16:29.45
53	Pedro Zapata		Daytona Unattached	16:31.01
54	Brendan Hamilton		Daytona Unattached	16:33.06
55	Trevor Cross	Freshman	Unattached	16:35.06

PL	NAME	YEAR	TEAM	TIME
57	Malik Millet		Freedom Running Club	16:46.25
58	Austen Sekowski	SO-2	Valdosta State	16:49.07
59	Jaden Simpson	FR-1	Southeastern U.	16:56.53
60	Sebastian Kruger-Lagomarsino		Raider Track Club	16:58.07
61	Ivan Marin		Daytona Unattached	17:05.46
62	David Adler	SO-2	Florida Tech	17:05.51
63	Samuel Jaramillo		Unattached	17:10.63
64	Braedon Bensley	JR-3	Valdosta State	17:15.46
65	Michael Kirwan	FR-1	Palm Beach Atlantic	17:15.93
66	Matthew Weiler		Unattached	17:16.66
68	Jessie Strickland	FR-1	Saint Leo	17:39.79
69	Andrew Latimer	JR-3	SC State	17:54.99
70	Gershon Allen	Sophomore	Unattached	19:04.80
	Thomas Hellenbrand	SO-2	Jacksonville	DNF
	Richie Lebron		Daytona Unattached	DNF
	Brycen Haner	FR-1	Florida Tech	DNF
	Zachariah Rohrbough	SR-4	Palm Beach Atlantic	DNF
	Christian Pastrana		Daytona Unattached	DNF

Men's 110 Hurdles

Top↑

PL	NAME	YEAR	TEAM	TIME
1	Trey Cunningham		Adidas	13.45
2	Sincere Rhea	JR-3	Miami (Fla.)	13.72
3	Tyler Graves	JR-3	Coastal Carolina	13.75
4	Davonte Vanterpool	SR-4	Southeastern U.	14.00 * *
5	Xavier Coakley		Unattached	14.01
6	Braydon Bennett	JR-3	Coastal Carolina	14.02

PL	NAME	YEAR	TEAM	TIME
7	Albrey Gossett	SR-4	Coastal Carolina	14.18
8	Jaquon Williams	SR-4	Coastal Carolina	14.24
9	Chineme Ononiwu	SR-4	Buffalo	14.35
10	Tyler Rhodes	SR-4	FIU	14.40
11	Gregory Mitchell	Junior	Sherbrooke	14.41
11	Bret Dannis	SR-4	Illinois	14.41
13	Victor Steiner	SO-2	South Florida	14.42
14	Aiden Ouimet	JR-3	Illinois	14.53
15	Andre Douglas	SR-4	Campbell	14.64
16	Edgar Campre	FR-1	Miami (Fla.)	14.80
17	Jaydon Sanford	JR-3	Florida A&M	14.86
18	Dario Laing	FR-1	Columbia Int'l	14.87  
19	Jalen Alleyne	FR-1	SC State	14.96
20	Ryan Thomas	SR-4	North Florida	15.00
21	Darius Holmes	SO-2	Claflin	15.17
22	Christian Washington	SO-2	Bethune-Cookman	15.17
23	Ian Jackson	JR-3	Kennesaw State	15.20
24	Alexander Stathis		Saint Leo	15.27
25	Cogan Derousselle	JR-3	Little Rock	15.47
26	Rick Daniel	SR-4	St. Thomas (Fla.)	15.55
27	Quandarious Patrick	JR-3	Claflin	16.05
28	Michael Hopkins	SO-2	Bethune-Cookman	16.09
29	Jahi Deloatch	JR-3	Embry-Riddle	16.18
30	Terris Burton	SR-4	High Point	16.20
31	David Caivano	FR-1	High Point	16.28
32	Kolt Byers	JR-3	High Point	16.48
33	Evan Mills	JR-3	High Point	16.56

PL	NAME	YEAR	TEAM	TIME
34	Devin Barnett	FR-1	Kennesaw State	16.71
	Paris Williams	Senior	1uptf	DNF

Men's 110 Hurdles Section 1

W: 1.7

PL	NAME	YEAR	TEAM	TIME
1	Trey Cunningham		Adidas	13.45
2	Sincere Rhea	JR-3	Miami (Fla.)	13.72
3	Tyler Graves	JR-3	Coastal Carolina	13.75
4	Davonte Vanterpool	SR-4	Southeastern U.	14.00 * *
5	Xavier Coakley		Unattached	14.01
6	Braydon Bennett	JR-3	Coastal Carolina	14.02
11	Bret Dannis	SR-4	Illinois	14.41
	Paris Williams	Senior	1uptf	DNF

Men's 110 Hurdles Section 2

W: 1.7

PL	NAME	YEAR	TEAM	TIME
8	Jaquon Williams	SR-4	Coastal Carolina	14.24
9	Chineme Ononiwu	SR-4	Buffalo	14.35
10	Tyler Rhodes	SR-4	FIU	14.40
11	Gregory Mitchell	Junior	Sherbrooke	14.41
13	Victor Steiner	SO-2	South Florida	14.42
16	Edgar Campre	FR-1	Miami (Fla.)	14.80
19	Jalen Alleyne	FR-1	SC State	14.96

Men's 110 Hurdles Section 3

W: 3.7

PL	NAME	YEAR	TEAM	TIME
7	Albrey Gossett	SR-4	Coastal Carolina	14.18
14	Aiden Ouimet	JR-3	Illinois	14.53
15	Andre Douglas	SR-4	Campbell	14.64
18	Dario Laing	FR-1	Columbia Int'l	14.87  

PL	NAME	YEAR	TEAM	TIME
20	Ryan Thomas	SR-4	North Florida	15.00
22	Christian Washington	SO-2	Bethune-Cookman	15.17
25	Cogan Derousselle	JR-3	Little Rock	15.47

Men's 110 Hurdles Section 4

W: 2.8

PL	NAME	YEAR	TEAM	TIME
21	Darius Holmes	SO-2	Claflin	15.17
23	Ian Jackson	JR-3	Kennesaw State	15.20
24	Alexander Stathis		Saint Leo	15.27
26	Rick Daniel	SR-4	St. Thomas (Fla.)	15.55
27	Quandarious Patrick	JR-3	Claflin	16.05
29	Jahi Deloatch	JR-3	Embry-Riddle	16.18
30	Terris Burton	SR-4	High Point	16.20
31	David Caivano	FR-1	High Point	16.28
34	Devin Barnett	FR-1	Kennesaw State	16.71

Men's 110 Hurdles Section 5

W: 2.0

PL	NAME	YEAR	TEAM	TIME
17	Jaydon Sanford	JR-3	Florida A&M	14.86
28	Michael Hopkins	SO-2	Bethune-Cookman	16.09
32	Kolt Byers	JR-3	High Point	16.48
33	Evan Mills	JR-3	High Point	16.56

Men's 400 Hurdles

Top↑

PL	NAME	YEAR	TEAM	TIME
1	James Rivera	SR-4	Florida State	50.62
2	Robert Williams	JR-3	Illinois	50.66
3	Tyler Graves	JR-3	Coastal Carolina	51.61
4	Malique Smith	Senior	R.A.P.I.D. TC	51.72
5	DeVontae Ford	SO-2	Illinois	51.79

PL	NAME	YEAR	TEAM	TIME
6	Terris Burton	SR-4	High Point	52.14
7	Marvin Williams		Unattached	52.35
8	Tyler Moore	FR-1	Little Rock	53.02
9	Jaevon Riley	FR-1	Claflin	53.38
10	Ian Jackson	JR-3	Kennesaw State	53.44
11	Micah Wood	JR-3	Rutgers	54.30
12	Dario Laing	FR-1	Columbia Int'l	54.30 * 🏳️🇵🇸🇵🇪
13	Jaydon Sanford	JR-3	Florida A&M	54.32
14	Christopher Serrao	FR-1	Rutgers	54.73
15	Ryler Gould	JR-3	Miami (Fla.)	54.84
16	Colin McHugh	SO-2	Embry-Riddle	55.25
17	Zachary Opon	SR-4	Maryland-Eastern Shore	55.35
18	Da'Quon King	FR-1	Bethune-Cookman	55.42
19	Ryan Thomas	SR-4	North Florida	55.63
20	Andre Douglas	SR-4	Campbell	55.77
21	Jalen Alleyne	FR-1	SC State	57.30
22	Devin Barnett	FR-1	Kennesaw State	57.41
23	Darius Holmes	SO-2	Claflin	57.51
24	Christian Washington	SO-2	Bethune-Cookman	57.66
25	Isaiah Davis	SO-2	Bethune-Cookman	58.25
26	Michael Edwards	Senior	Florida Running Club	59.87
27	Olusegun Abudu	SO-2	Bethune-Cookman	1:01.01
28	Andrew Blanchette	FR-1	Jacksonville	1:05.70
29	Zackary Tempert	SO-2	Embry-Riddle	1:06.17
	Adam Khriss	SR-4	Miami (Fla.)	DNF

Men's 400 Hurdles Section 1

PL	NAME	YEAR	TEAM	TIME
1	James Rivera	SR-4	Florida State	50.62
2	Robert Williams	JR-3	Illinois	50.66
3	Tyler Graves	JR-3	Coastal Carolina	51.61
5	DeVontae Ford	SO-2	Illinois	51.79
6	Terris Burton	SR-4	High Point	52.14
11	Micah Wood	JR-3	Rutgers	54.30

Men's 400 Hurdles Section 2

PL	NAME	YEAR	TEAM	TIME
4	Malique Smith	Senior	R.A.P.I.D. TC	51.72
9	Jaevon Riley	FR-1	Claflin	53.38
14	Christopher Serrao	FR-1	Rutgers	54.73
15	Ryler Gould	JR-3	Miami (Fla.)	54.84
	Adam Khrriss	SR-4	Miami (Fla.)	DNF

Men's 400 Hurdles Section 3

PL	NAME	YEAR	TEAM	TIME
8	Tyler Moore	FR-1	Little Rock	53.02
10	Ian Jackson	JR-3	Kennesaw State	53.44
13	Jaydon Sanford	JR-3	Florida A&M	54.32
18	Da'Quon King	FR-1	Bethune-Cookman	55.42
20	Andre Douglas	SR-4	Campbell	55.77
21	Jalen Alleyne	FR-1	SC State	57.30

Men's 400 Hurdles Section 4

PL	NAME	YEAR	TEAM	TIME
12	Dario Laing	FR-1	Columbia Int'l	54.30 *  
16	Colin McHugh	SO-2	Embry-Riddle	55.25
17	Zachary Opon	SR-4	Maryland-Eastern Shore	55.35
19	Ryan Thomas	SR-4	North Florida	55.63

PL	NAME	YEAR	TEAM	TIME
24	Christian Washington	SO-2	Bethune-Cookman	57.66
25	Isaiah Davis	SO-2	Bethune-Cookman	58.25
27	Olusegun Abudu	SO-2	Bethune-Cookman	1:01.01

Men's 400 Hurdles Section 5

PL	NAME	YEAR	TEAM	TIME
7	Marvin Williams		Unattached	52.35
22	Devin Barnett	FR-1	Kennesaw State	57.41
23	Darius Holmes	SO-2	Clayton	57.51
26	Michael Edwards	Senior	Florida Running Club	59.87
28	Andrew Blanchette	FR-1	Jacksonville	1:05.70
29	Zackary Tempert	SO-2	Embry-Riddle	1:06.17

Men's 3000 Steeplechase

Top↑

PL	NAME	YEAR	TEAM	TIME
1	Anthony Maida	SO-2	Illinois	9:11.99
2	Brendon Shea	SO-2	Embry-Riddle	9:12.95
3	Remi Liberse	SO-2	Saint Leo	9:13.03
4	Onix Ortiz	JR-3	North Florida	9:14.11
5	Emmanuel Corral	JR-3	Bethune-Cookman	9:19.94
6	Edwin Siuda	SO-2	Illinois	9:20.38
7	Cole Perry	FR-1	North Florida	9:21.15
8	Luke Clements	FR-1	North Florida	9:36.09
9	Gio Cerisier	JR-3	Tampa	9:37.46
10	Ethan Blackwelder	SO-2	Coastal Carolina	9:43.60
11	George Werner	FR-1	Coastal Carolina	10:07.21
	Austen Cannon	SO-2	Miami (Fla.)	DNF

Men's 4 x 100 Relay

Top↑

PL	TEAM	ATHLETES	TIME
1	Virginia Tech	Kahleje Tillmon, Judson Lincoln IV, Kennedy Harrison, Cole Beck	39.19
2	Campbell	Dominique Alexander, Andre Bent, Jamel Miller, Jamal Miller	39.40
3	SC State	Jalen Alleyne, Waddell Rembert-Jett, Erick Hill, Kristopher Brown	40.44
4	Buffalo	Jean Desir, Jaron Meyer, Chineme Ononiwu, Jermaine Ewers	40.63
5	Coastal Carolina	Albrey Gossett, Deondre Hardy, Garrett Wilkins, Ashlund Dixon	40.79
6	Bethune-Cookman	Tavis Wilson, Jermaine Dyges, Shanard Walker, Nathan Metelus	40.96
7	St. Thomas (Fla.)	Colton Weismore, Isaac Joseph, Maurice Daniels, Bradley Bowlin	41.07 ✖ *
8	Maryland-Eastern Shore	Caleb Goslee, Jahlanhnee Watkins, Mahki Herring, Radjae Reid	41.36 +
9	Thomas (Ga.)	Darian Mills, Michael Eady, Kyron Belton, Andre Nembhard	41.49 *
10	Tampa	Maurice Gentry, Wade Martin, Riley Pelletier, Jacob Swad	42.88
	Kennesaw State	Xavier Paris, Nicholas Mabilo, Sparticus Griffin, Tyriq Hussie	DNF

Men's 4 x 100 Relay Section 1

PL	TEAM	ATHLETES	TIME
1	Virginia Tech	Tillmon, Lincoln IV, Harrison, Beck	39.19
2	Campbell	Alexander, Bent, Miller, Miller	39.40
3	SC State	Alleyne, Rembert-Jett, Hill, Brown	40.44
5	Coastal Carolina	Gossett, Hardy, Wilkins, Dixon	40.79
6	Bethune-Cookman	Wilson, Dyges, Walker, Metelus	40.96
	Kennesaw State	Paris, Mabilo, Griffin, Hussie	DNF

Men's 4 x 100 Relay Section 2

PL	TEAM	ATHLETES	TIME
4	Buffalo	Desir, Meyer, Ononiwu, Ewers	40.63
7	St. Thomas (Fla.)	Weismore, Joseph, Daniels, Bowlin	41.07 ✖ *

PL	TEAM	ATHLETES	TIME
8	Maryland-Eastern Shore	Goslee, Watkins, Herring, Reid	41.36 +
9	Thomas (Ga.)	Mills, Eady, Belton, Nembhard	41.49 *
10	Tampa	Gentry, Martin, Pelletier, Swad	42.88

Men's 4 x 400 Relay

Top↑

PL	TEAM	SQUAD	ATHLETES	TIME
1	Illinois	A	Tadeas Placek, Kashief King, Robert Williams, Jason Thormo	3:07.27
2	Kennesaw State	A	Malik Hussie, Tyriq Hussie, Cameron Johnson, Sparticus Griffin	3:11.23
3	Coastal Carolina	A	Tyler Graves, Brendan Kovar, Garrett Wilkins, Robert Johnson	3:13.88
4	Rutgers	A	Christopher Serrao, Micah Wood, Joshua Babe, Nadale Buntin	3:14.75 +
5	Illinois	B	Aiden Ouimet, William Merrick, Will O'Brien, DeVontae Ford	3:16.93
6	St. Thomas (Fla.)	A	Khamauri Crabbe, Michael Smikle, Jonathan Memnon, Bradley Bowlin	3:17.76
7	Tampa	A	John Trombley, Shane Cohen, Khalil Snell, Joey Coulter	3:20.95
8	Thomas (Ga.)	A	Darian Mills, Seth Humphries, Sterling St-Cyr, Kasahn Rivers	3:21.17
9	Bethune-Cookman	A	Isaiah Johnson, Tyree Newman, Olusegun Abudu, Isaiah Davis	3:28.33
10	Tulane	A	Zander Dunbar, Jalen St. Fort, Roman Schrader, Jamie Polakoff	3:30.44
11	Thomas (Ga.)	B	Timothy Tulloch, Michael Eady, Justin Hernandez, Kyron Belton	3:39.29

Men's 4 x 400 Relay Section 1

PL	TEAM	ATHLETES	TIME
1	Illinois	Placek, King, Williams, Thormo	3:07.27
2	Kennesaw State	Hussie, Hussie, Johnson, Griffin	3:11.23
3	Coastal Carolina	Graves, Kovar, Wilkins, Johnson	3:13.88
4	Rutgers	Serrao, Wood, Babe, Buntin	3:14.75 +
5	Illinois	Ouimet, Merrick, O'Brien, Ford	3:16.93

PL	TEAM	ATHLETES	TIME
11	Thomas (Ga.)	Tulloch, Eady, Hernandez, Belton	3:39.29

Men's 4 x 400 Relay Section 2

PL	TEAM	ATHLETES	TIME
6	St. Thomas (Fla.)	Crabbe, Smikle, Memnon, Bowlin	3:17.76
7	Tampa	Trombley, Cohen, Snell, Coulter	3:20.95
8	Thomas (Ga.)	Mills, Humphries, St-Cyr, Rivers	3:21.17
9	Bethune-Cookman	Johnson, Newman, Abudu, Davis	3:28.33
10	Tulane	Dunbar, St. Fort, Schrader, Polakoff	3:30.44

Men's High Jump

Top↑

PL	NAME	YEAR	TEAM	MARK	CONV
1	Christoff Bryan		PUMA MVP International	2.16m	7' 1"
	1.91 PPP 1.96 PPP 2.01 PPP 2.04 PPP 2.07 PPP 2.10 O 2.13 PPP 2.16 XXO 2.22 XXX				
2	Alex Babbington	JR-3	Illinois	2.13m	6' 11.75"
	1.91 PPP 1.96 PPP 2.01 O 2.04 O 2.07 O 2.10 XO 2.13 O 2.16 XXX				
3	Charles McBride II	JR-3	Campbell	2.13m	6' 11.75"
	1.91 PPP 1.96 PPP 2.01 PPP 2.04 PPP 2.07 O 2.10 O 2.13 XO 2.16 XXX				
4	Aidan Clark	JR-3	Virginia Tech	2.13m	6' 11.75"
	1.91 PPP 1.96 PPP 2.01 PPP 2.04 O 2.07 PPP 2.10 XXO 2.13 XO 2.16 XXX				
5	Pache' Caldwell	SR-4	Florida A&M	2.10m	6' 10.75"
	1.91 O 1.96 O 2.01 O 2.04 O 2.07 O 2.10 XXO 2.13 XXX				
6	Guy Bond	SO-2	Bethune-Cookman	2.07m	6' 9.5"
	1.91 PPP 1.96 PPP 2.01 O 2.04 XO 2.07 XO 2.10 XXX				
7	Sultan Simms	JR-3	Kennesaw State	2.04m	6' 8.25"
	1.91 PPP 1.96 PPP 2.01 O 2.04 O 2.10 XXX				
7	Elijah Bell	JR-3	Virginia Tech	2.04m	6' 8.25"
	1.91 PPP 1.96 PPP 2.01 O 2.04 O 2.07 XXX				

PL	NAME	YEAR	TEAM	MARK	CONV
7	Jaasiel Torres	SR-4	North Florida	2.04m	6' 8.25"
1.91 O	1.96 O	2.01 O	2.04 O	2.07 XXX	
10	Michael Henson	SR-4	High Point	1.96m	6' 5"
1.91 XXO	1.96 O	2.01 XXX			
10	Ashton Matthews	FR-1	Bethune-Cookman	1.96m	6' 5"
1.91 XXO	1.96 O	2.01 XXX			
12	Jacob Hippo	FR-1	North Florida	1.96m	6' 5"
1.91 O	1.96 XO	2.01 XXX			
13	Kimani Richards	FR-1	Bethune-Cookman	1.96m	6' 5"
1.91 XO	1.96 XXO	2.01 XXX			
14	Alex Constantinou	FR-1	High Point	1.91m	6' 3.25"
1.91 O	1.96 XXX				
	Kolt Byers	JR-3	High Point	NH	NH
1.91 XXX					
	Kendell Mosley	SO-2	South Florida	NH	NH
2.01 XXX					
	Darien Lawrence	FR-1	Florida A&M	NH	NH
1.91 XXX					
	Mackel Pierrilus	JR-3	Maryland-Eastern Shore	NH	NH
1.91 XXX					
	C.J. Shoaf	SO-2	Illinois	NH	NH
2.01 XXX					
	Jeremy Mog	SO-2	Embry-Riddle	NH	NH
1.91 XXX					
	Jocolbi Morgan	SO-2	Claflin	NH	NH

PL	NAME	YEAR	TEAM	MARK	CONV
1.91 XXX					
	Omaryion Boatwright	FR-1	Claflin	NH	NH
1.91 XXX					
	Andre Douglas	SR-4	Campbell	NH	NH
1.91 XXX					
	Dekairi Brown	SR-4	High Point	NH	NH
1.91 XXX					

Men's Pole Vault

Top↑

PL	NAME	YEAR	TEAM	MARK	CONV
1	Jacob Spotswood	SR-4	Virginia Tech	5.25m	17' 2.75"
4.75 O	4.90 O	5.05 XO	5.15 O	5.25 O	
2	AJ Johnson	SO-2	Kennesaw State	5.25m	17' 2.75"
4.90 O	5.05 O	5.15 XO	5.25 XO		
3	Kobe Babin	SO-2	South Florida	5.05m	16' 6.75"
5.05 O	5.25 XXX				
4	Harrison Rice	JR-3	Virginia Tech	5.05m	16' 6.75"
4.75 XO	4.90 XO	5.05 O	5.15 XXX		
5	Jacob Rice	JR-3	Virginia Tech	5.05m	16' 6.75"
4.75 O	4.90 O	5.05 XO	5.15 XXX		
5	Conner McClure	FR-1	Virginia Tech	5.05m	16' 6.75"
4.75 O	4.90 O	5.05 XO	5.15 XXX		
7	Stone Baker	SR-4	South Florida	4.90m	16' 0.75"
4.90 XXO	5.15 XXX				

PL	NAME	YEAR	TEAM	MARK	CONV
8	Michael Hopkins	SO-2	Bethune-Cookman	4.75m	15' 7"
4.45 O	4.60 XO	4.75 O	4.90 XXX		
9	Joey Badalamenti	SO-2	Virginia Tech	4.75m	15' 7"
4.60 XO	4.75 XO	4.90 XXX			
10	Stephen Smith	JR-3	Kennesaw State	4.75m	15' 7"
4.60 XO	4.75 XXO	4.90 XXX			
11	Edgar Campre	FR-1	Miami (Fla.)	4.60m	15' 1"
4.45 O	4.60 O	4.75 XXX			
12	Noah Bitter	SO-2	South Florida	4.60m	15' 1"
4.60 XO	4.75 XXX				
13	Gustavo Alvarez	SR-4	Concordia Univ. Chicago	4.60m	15' 1"
4.45 XXO	4.60 XXO	4.75 XXX			
14	Aiden Ouimet	JR-3	Illinois	4.45m	14' 7.25"
4.45 O	4.60 XXX				
15	Cameron Prisby	Senior	Unattached	4.30m	14' 1.25"
4.30 O	4.45 XXX				
15	Cole Thomas	Sophomore	Unattached	4.30m	14' 1.25"
4.30 O	4.45 XXX				
17	Jason Rotger	SR-4	FIU	4.30m	14' 1.25"
4.30 XO	4.45 XXX				
18	Michael Kotey	SO-2	Embry-Riddle	4.30m	14' 1.25"
4.30 XXO	4.45 XXX				

PL	NAME	YEAR	TEAM	MARK	CONV
19	Simon Weardon	Sophomore	Track & Field Club @ FSU	4.15m	13' 7.25"
3.85 O	4.00 O	4.15 O	4.30 XXX		
	Tyree Newman	FR-1	Bethune-Cookman	NH	NH
3.85 XXX					
	Isaiah Johnson	SO-2	Bethune-Cookman	NH	NH
3.85 XXX					
	Quinn Neal	FR-1	Embry-Riddle	NH	NH
3.85 XXX					
	Colin McNally	SO-2	Embry-Riddle	NH	NH
4.30 XXX					
	Kayden Cecil	JR-3	FIU	NH	NH
4.75 XXX					
	Ethan Riley	SO-2	FIU	NH	NH
4.75 XXX					
	Armand Woodley		Unattached	NH	NH
4.75 XXX					
	Simon Seid	FR-1	Kennesaw State	NH	NH
5.05 XXX					

Men's Long Jump
Top↑

PL	NAME	YEAR	TEAM	MARK	CONV
1	Yuki Hashioka		Tumbleweed TC	8.11m	26' 7.25"
FOUL	8.11 (1.5)	8.11 (3.3)	PASS	PASS	PASS
2	Russell Robinson	JR-3	Miami (Fla.)	7.73m	25' 4.5"
7.68 (0.7)	7.71 (1.6)	7.73 (2.0)	7.59 (0.8)	FOUL	FOUL
3	Tristan James	Senior	TruFit Athletics	7.70m	25' 3.25"

PL	NAME	YEAR	TEAM	MARK	CONV
	7.66 (1.5) FOUL 7.70 (2.4) 7.63 (0.1) FOUL FOUL				
4	Queshun Watson-Riggins	SR-4	FIU	7.67m	25' 2"
	FOUL 7.23 (2.2) 7.40 (2.0) 7.35 (1.6) 7.67 (1.0) 7.47 (0.6)				
5	Bryce Simpson	Junior	TruFit Athletics	7.52m	24' 8.25"
	7.52 (0.2) 7.31 (0.9) FOUL 7.39 (0.7) 7.12 (0.6) FOUL				
6	Jacore Irving		Unattached	7.43m	24' 4.5"
	7.29 (1.5) 7.19 (0.9) FOUL PASS 7.43 (2.2) 7.38 (1.7)				
7	Ryan Curington	JR-3	Little Rock	7.38m	24' 2.5"
	FOUL FOUL 7.34 (0.7) FOUL 5.73 (0.8) 7.38 (0.9)				
8	Kaelen Mitchell	SO-2	Kennesaw State	7.35m	24' 1.5"
	7.33 (0.9) 7.35 (1.9) 7.19 (1.1) FOUL PASS PASS				
9	Freddie Allen III	SR-4	High Point	7.27m	23' 10.25"
	7.20 (0.5) 7.13 (2.6) 7.16 (0.6) 6.96 (1.3) 6.89 (1.2) 7.27 (0.8)				
10	Daniel Mboyo	SO-2	Illinois	7.19m	23' 7.25"
	7.19 (0.8) 7.05 (0.7) PASS				
11	Varun Narayan	SR-4	Virginia Tech	7.13m	23' 4.75"
	7.08 (2.0) 7.13 (-0.2) FOUL				
12	Bret Dannis	SR-4	Illinois	7.12m	23' 4.5"
	7.12 (2.1) 6.88 (0.2) 7.02				
13	Victor Steiner	SO-2	South Florida	7.04m	23' 1.25"
	6.86 (1.3) 6.88 (0.2) 7.04 (1.0)				
13	Elijah Bell	JR-3	Virginia Tech	7.04m	23' 1.25"
	FOUL 7.04 (1.6) 6.96 (0.6)				
15	Devin Willis	FR-1	FIU	7.00m	22' 11.75"
	6.23 (2.1) 7.00 (0.5) 6.20 (1.3)				
16	Damarcus Simpson	Senior	Unattached	6.97m	22' 10.5"

PL	NAME	YEAR	TEAM	MARK	CONV
6.48	(0.7) 6.97 (1.3) 6.90 (-0.1)				
17	Quann Shears	JR-3	Kennesaw State	6.94m	22' 9.25"
6.94	(1.8) FOUL 6.86 (0.6)				
18	Michael Henson	SR-4	High Point	6.88m	22' 7"
6.77	(0.8) 6.88 (0.4) FOUL				
19	Justin Campbell	SO-2	Kennesaw State	6.87m	22' 6.5"
6.87	(0.2) FOUL FOUL				
20	Caleb Goslee	SR-4	Maryland-Eastern Shore	6.83m	22' 5"
FOUL	6.83 (2.1) 6.52 (1.0)				
21	Jocolbi Morgan	SO-2	Claflin	6.79m	22' 3.5"
FOUL	6.79 (0.3) FOUL				
22	Larry Coaxum	SR-4	High Point	6.78m	22' 3"
FOUL	6.74 (2.0) 6.78 (1.5)				
23	Jonathan Brooks	FR-1	Maryland-Eastern Shore	6.71m	22' 0.25"
5.77	(0.5) 6.44 (-0.7) 6.71 (1.0)				
24	Evan Mills	JR-3	High Point	6.69m	21' 11.5"
6.69	(1.5) FOUL FOUL				
25	Jhaden Sydnor	SO-2	Embry-Riddle	6.64m	21' 9.5"
6.64	(0.5) 6.64 (0.4) FOUL				
26	Dekairi Brown	SR-4	High Point	6.61m	21' 8.25"
6.47	(3.0) 6.61 (1.0) 6.55 (0.1)				
27	Erick Hill	SO-2	SC State	6.60m	21' 8"
6.55	(0.7) 6.60 (0.9) FOUL				
28	Isaiah Johnson	SO-2	Bethune-Cookman	6.57m	21' 6.75"
FOUL	6.50 (+0.0) 6.57 (2.4)				
29	Walker Cowherd	FR-1	Embry-Riddle	6.53m	21' 5.25"
6.52	(0.6) 6.39 (-0.6) 6.53 (1.0)				

PL	NAME	YEAR	TEAM	MARK	CONV
30	Tyree Newman	FR-1	Bethune-Cookman	6.48m	21' 3.25"
6.48 (0.6) 6.22 (1.2) 6.36 (2.1)					
31	Myles Chapman	JR-3	Florida A&M	6.37m	20' 10.75"
6.16 (0.4) 6.34 (2.6) 6.37 (0.7)					
32	Montrael Bennett	SO-2	Bethune-Cookman	6.32m	20' 9"
6.18 (2.1) 6.05 (0.7) 6.32 (1.9)					
33	Jason McCoy Jr	Sophomore	Unattached	6.22m	20' 5"
5.71 (1.9) 6.22 (1.0) 5.94 (-0.3)					
34	Neville Smith	Senior	Unattached	6.20m	20' 4.25"
5.66 (-1.0) 6.20 (0.7) 5.98 (1.8)					
35	Jason Rotger	SR-4	FIU	5.98m	19' 7.5"
FOUL 5.98 (0.1) PASS					
36	Caleb Stephens	SO-2	Virginia Tech	5.43m	17' 9.75"
FOUL 5.43 (0.2) FOUL					
	Kevin Snyder	Junior	TruFit Athletics	FOUL	NM
FOUL FOUL FOUL					

Men's Long Jump Flight 1

PL	NAME	YEAR	TEAM	MARK
15	Devin Willis	FR-1	FIU	7.00m
17	Quann Shears	JR-3	Kennesaw State	6.94m
18	Michael Henson	SR-4	High Point	6.88m
23	Jonathan Brooks	FR-1	Maryland-Eastern Shore	6.71m
24	Evan Mills	JR-3	High Point	6.69m
26	Dekairi Brown	SR-4	High Point	6.61m
28	Isaiah Johnson	SO-2	Bethune-Cookman	6.57m
29	Walker Cowherd	FR-1	Embry-Riddle	6.53m
30	Tyree Newman	FR-1	Bethune-Cookman	6.48m

PL	NAME	YEAR	TEAM	MARK
32	Montrael Bennett	SO-2	Bethune-Cookman	6.32m
33	Jason McCoy Jr	Sophomore	Unattached	6.22m
34	Neville Smith	Senior	Unattached	6.20m
35	Jason Rotger	SR-4	FIU	5.98m

Men's Long Jump Flight 2

PL	NAME	YEAR	TEAM	MARK
5	Bryce Simpson	Junior	TruFit Athletics	7.52m
11	Varun Narayan	SR-4	Virginia Tech	7.13m
12	Bret Dannis	SR-4	Illinois	7.12m
13	Victor Steiner	SO-2	South Florida	7.04m
13	Elijah Bell	JR-3	Virginia Tech	7.04m
19	Justin Campbell	SO-2	Kennesaw State	6.87m
20	Caleb Goslee	SR-4	Maryland-Eastern Shore	6.83m
21	Jocolbi Morgan	SO-2	Claflin	6.79m
22	Larry Coaxum	SR-4	High Point	6.78m
25	Jhaden Sydnor	SO-2	Embry-Riddle	6.64m
31	Myles Chapman	JR-3	Florida A&M	6.37m
36	Caleb Stephens	SO-2	Virginia Tech	5.43m

Men's Long Jump Flight 3

PL	NAME	YEAR	TEAM	MARK
1	Yuki Hashioka		Tumbleweed TC	8.11m
2	Russell Robinson	JR-3	Miami (Fla.)	7.73m
3	Tristan James	Senior	TruFit Athletics	7.70m
4	Queshun Watson-Riggins	SR-4	FIU	7.67m
6	Jacore Irving		Unattached	7.43m
7	Ryan Curington	JR-3	Little Rock	7.38m
8	Kaelen Mitchell	SO-2	Kennesaw State	7.35m

PL	NAME	YEAR	TEAM	MARK
9	Freddie Allen III	SR-4	High Point	7.27m
10	Daniel Mboyo	SO-2	Illinois	7.19m
16	Damarcus Simpson	Senior	Unattached	6.97m
27	Erick Hill	SO-2	SC State	6.60m
	Kevin Snyder	Junior	TruFit Athletics	FOUL

Men's Triple Jump
Top↑

PL	NAME	YEAR	TEAM	MARK	CONV	
1	Will Claye		Tumbleweed Track Club	17.13m	56' 2.5"	
	FOUL	17.00 (2.2)	FOUL	16.92 (2.8)	17.13 (3.2)	FOUL
2	Charles McBride II	JR-3	Campbell	16.00m	52' 6"	
	FOUL	FOUL	14.86 (1.6)	FOUL	FOUL	16.00 (1.3)
3	Kelvin Campbell	SR-4	Kennesaw State	15.80m	51' 10"	
	FOUL	15.14 (2.2)	15.80 (3.3)	PASS	PASS	PASS
4	Kevin Snyder	Junior	TruFit Athletics	15.36m	50' 4.75"	
	FOUL	15.11 (4.8)	15.36 (1.1)	FOUL	FOUL	15.31 (3.0)
5	Viktor Morozov	FR-1	Illinois	15.15m	49' 8.5"	
	FOUL	FOUL	14.99 (4.6)	15.15 (3.7)	FOUL	FOUL
6	Dion Murombe	JR-3	Little Rock	14.85m	48' 8.75"	
	14.20 (3.0)	14.66 (2.0)	14.63 (2.1)	14.57 (2.4)	FOUL	14.85 (2.9)
7	Blanco Molualisi	FR-1	Virginia Tech	14.64m	48' 0.5"	
	14.43 (2.0)	14.64 (3.5)	14.47 (0.8)	FOUL	PASS	PASS
8	Neville Smith	Senior	Unattached	14.57m	47' 9.75"	
	14.35 (1.3)	14.53 (2.0)	FOUL	14.23 (0.8)	14.57 (2.3)	14.50 (4.3)
9	David Ajama	JR-3	South Florida	14.34m	47' 0.75"	
	14.34 (3.4)	FOUL	PASS	PASS	PASS	PASS
10	Antonio Caito	FR-1	Embry-Riddle	14.17m	46' 6"	
	14.11 (2.0)	13.26 (2.2)	14.17 (1.4)			

PL	NAME	YEAR	TEAM	MARK	CONV
10	Ethan Fralish	SO-2	Thomas (Ga.)	14.17m	46' 6"
14.17 (1.2) 13.82 (3.0) 13.41 (0.8)					
12	Michael Henson	SR-4	High Point	13.78m	45' 2.5"
13.78 (1.2) FOUL FOUL					
13	Mackel Pierrilus	JR-3	Maryland-Eastern Shore	13.38m	43' 10.75"
FOUL FOUL 13.38 (2.8)					
14	Quandarious Patrick	JR-3	Claflin	13.31m	43' 8"
13.30 (2.2) 13.31 (2.5) FOUL					
15	Jonathan Brooks	FR-1	Maryland-Eastern Shore	13.25m	43' 5.75"
FOUL 13.25 (1.5) FOUL					
16	Jason McCoy Jr	Sophomore	Unattached	13.00m	42' 8"
FOUL 12.69 (1.9) 13.00 (3.4)					
	Queshun Watson-Riggins	SR-4	FIU	FOUL	NM
FOUL PASS PASS					
	Chauncey Chambers	SR-4	Virginia Tech	FOUL	NM
FOUL PASS PASS					
	Caleb Goslee	SR-4	Maryland-Eastern Shore	FOUL	NM
FOUL FOUL PASS					
	Giovanni McKenzie	Senior	TruFit Athletics	FOUL	NM
FOUL FOUL FOUL					
	Justin Campbell	SO-2	Kennesaw State	FOUL	NM
FOUL FOUL FOUL					
	Larry Coaxum	SR-4	High Point	FOUL	NM
FOUL FOUL FOUL					

Men's Triple Jump Flight 1

PL	NAME	YEAR	TEAM	MARK
8	Neville Smith	Senior	Unattached	14.57m
10	Antonio Caito	FR-1	Embry-Riddle	14.17m
10	Ethan Fralish	SO-2	Thomas (Ga.)	14.17m
12	Michael Henson	SR-4	High Point	13.78m
13	Mackel Pierrilus	JR-3	Maryland-Eastern Shore	13.38m
14	Quandarious Patrick	JR-3	Claflin	13.31m
15	Jonathan Brooks	FR-1	Maryland-Eastern Shore	13.25m
16	Jason McCoy Jr	Sophomore	Unattached	13.00m
	Larry Coaxum	SR-4	High Point	FOUL
	Caleb Goslee	SR-4	Maryland-Eastern Shore	FOUL
	Giovanni McKenzie	Senior	TruFit Athletics	FOUL

Men's Triple Jump Flight 2

PL	NAME	YEAR	TEAM	MARK
1	Will Claye		Tumbleweed Track Club	17.13m
2	Charles McBride II	JR-3	Campbell	16.00m
3	Kelvin Campbell	SR-4	Kennesaw State	15.80m
4	Kevin Snyder	Junior	TruFit Athletics	15.36m
5	Viktor Morozov	FR-1	Illinois	15.15m
6	Dion Murombe	JR-3	Little Rock	14.85m
7	Blanco Molualisi	FR-1	Virginia Tech	14.64m
9	David Ajama	JR-3	South Florida	14.34m
	Justin Campbell	SO-2	Kennesaw State	FOUL
	Chauncey Chambers	SR-4	Virginia Tech	FOUL
	Queshun Watson-Riggins	SR-4	FIU	FOUL

Men's Shot Put

Top↑

PL	NAME	YEAR	TEAM	MARK	CONV
1	Courtney Lawrence	JR-3	Kennesaw State	19.39m	63' 7.5"

PL	NAME	YEAR	TEAM	MARK	CONV
18.66	18.56	19.39	18.67	FOUL	18.80
2	Tyler Sudduth	SO-2	Illinois	18.67m	61' 3"
18.50	18.57	18.60	18.67	FOUL	FOUL
3	Jonathan Surdej	SR-4	Buffalo	17.75m	58' 3"
16.72	16.71	17.56	17.09	FOUL	17.75
4	Tyler Blalock	SR-4	Kennesaw State	17.57m	57' 7.75"
16.84	17.42	FOUL	FOUL	17.57	FOUL
5	Chris Van Niekerk	SR-4	High Point	17.52m	57' 5.75"
17.52	17.46	FOUL	17.03	FOUL	17.18
6	Deandre Leith	SO-2	Columbia Int'l	16.54m * * * *	54' 3.25"
15.76	FOUL	15.82	FOUL	FOUL	16.54
7	Mark Przybocki	SR-4	Buffalo	16.16m	53' 0.25"
FOUL	15.34	FOUL	13.78	16.16	15.26
8	James Perkins	SR-4	Maryland-Eastern Shore	15.67m +	51' 5"
14.87	15.67	15.12	14.31	15.07	15.11
9	Alex Hoffman	SO-2	High Point	15.43m	50' 7.5"
FOUL	15.43	FOUL	PASS	PASS	PASS
10	Desmond Dorceus	JR-3	FIU	14.98m	49' 1.75"
14.98	FOUL	FOUL			
11	Isaac Tavo	Sophomore	Unattached	14.86m	48' 9"
FOUL	14.86	FOUL			
11	Quinn Smith	JR-3	Buffalo	14.86m	48' 9"
FOUL	14.86	FOUL			
13	Mitchell Ratley	FR-1	Kennesaw State	14.19m	46' 6.75"
12.72	13.86	14.19			

PL	NAME	YEAR	TEAM	MARK	CONV
14	Tyler Washington	FR-1	Bethune-Cookman	14.11m	46' 3.5"
13.35	13.59	14.11			
15	Michael Martello	SO-2	Coastal Carolina	13.75m	45' 1.5"
FOUL	13.75	FOUL			
16	Solomon Ghosh	SR-4	Citadel	13.60m	44' 7.5"
13.60	13.50	FOUL			
17	Chance Tressler	FR-1	Coastal Carolina	13.57m	44' 6.25"
13.57	13.18	13.33			
18	Zachary Peterson	JR-3	Kennesaw State	13.50m	44' 3.5"
13.17	FOUL	13.50			
19	Devean Deal	FR-1	Tulane	13.13m	43' 1"
13.13	12.98	12.98			
19	Preston Loggins	FR-1	Florida A&M	13.13m	43' 1"
13.13	12.50	FOUL			
21	Kobe Gibson	SR-4	Florida A&M	12.99m	42' 7.5"
12.99	FOUL	FOUL			
22	Dallas Carraway	FR-1	SC State	12.38m	40' 7.5"
12.38	11.96	FOUL			
23	Martin Egbo	JR-3	Concordia Univ. Chicago	12.14m	39' 10"
12.14	FOUL	FOUL			
24	Matthew Remondet	SO-2	Tulane	12.08m	39' 7.75"
12.08	11.78	11.65			
25	Jordan Fick	SO-2	Kennesaw State	11.89m	39' 0.25"
10.95	11.28	11.89			
26	David Kellier	JR-3	St. Thomas (Fla.)	11.78m	38' 7.75"

PL	NAME	YEAR	TEAM	MARK	CONV
11.78	11.37	FOUL			
27	Dexter Ratliff	SR-4	SC State	11.71m	38' 5"
11.71	PASS	PASS			
28	Tyree Newman	FR-1	Bethune-Cookman	11.32m	37' 1.75"
11.20	FOUL	11.32			
29	Francisco Roman	FR-1	Tulane	11.04m	36' 2.75"
10.81	11.04	10.77			
30	Santiago Florez-Tascon Gamero	FR-1	Florida Tech	10.92m	35' 10"
10.92	10.48	10.21			
31	Michael Hopkins	SO-2	Bethune-Cookman	9.51m	31' 2.5"
FOUL	7.90	9.51			
32	Keondre Dickson	FR-1	SC State	8.91m	29' 2.75"
8.91	8.76	8.91			
	Johann Jeremiah	SR-4	South Florida	FOUL	NM
FOUL	FOUL	FOUL			

Men's Shot Put Flight 1

PL	NAME	YEAR	TEAM	MARK
14	Tyler Washington	FR-1	Bethune-Cookman	14.11m
22	Dallas Carraway	FR-1	SC State	12.38m
24	Matthew Remondet	SO-2	Tulane	12.08m
25	Jordan Fick	SO-2	Kennesaw State	11.89m
26	David Kellier	JR-3	St. Thomas (Fla.)	11.78m
28	Tyree Newman	FR-1	Bethune-Cookman	11.32m
29	Francisco Roman	FR-1	Tulane	11.04m
30	Santiago Florez-Tascon Gamero	FR-1	Florida Tech	10.92m

PL	NAME	YEAR	TEAM	MARK
31	Michael Hopkins	SO-2	Bethune-Cookman	9.51m
32	Keondre Dickson	FR-1	SC State	8.91m

Men's Shot Put Flight 2

PL	NAME	YEAR	TEAM	MARK
11	Isaac Tavo	Sophomore	Unattached	14.86m
13	Mitchell Ratley	FR-1	Kennesaw State	14.19m
15	Michael Martello	SO-2	Coastal Carolina	13.75m
16	Solomon Ghosh	SR-4	Citadel	13.60m
17	Chance Tressler	FR-1	Coastal Carolina	13.57m
18	Zachary Peterson	JR-3	Kennesaw State	13.50m
19	Devean Deal	FR-1	Tulane	13.13m
19	Preston Loggins	FR-1	Florida A&M	13.13m
21	Kobe Gibson	SR-4	Florida A&M	12.99m
23	Martin Egbo	JR-3	Concordia Univ. Chicago	12.14m
27	Dexter Ratliff	SR-4	SC State	11.71m

Men's Shot Put Flight 3

PL	NAME	YEAR	TEAM	MARK
1	Courtney Lawrence	JR-3	Kennesaw State	19.39m
2	Tyler Sudduth	SO-2	Illinois	18.67m
3	Jonathan Surdej	SR-4	Buffalo	17.75m
4	Tyler Blalock	SR-4	Kennesaw State	17.57m
5	Chris Van Niekerk	SR-4	High Point	17.52m
6	Deandre Leith	SO-2	Columbia Int'l	16.54m * * 🚩 ➡
7	Mark Przybocki	SR-4	Buffalo	16.16m
8	James Perkins	SR-4	Maryland-Eastern Shore	15.67m +
9	Alex Hoffman	SO-2	High Point	15.43m
10	Desmond Dorceus	JR-3	FIU	14.98m

PL	NAME	YEAR	TEAM	MARK
11	Quinn Smith	JR-3	Buffalo	14.86m
	Johann Jeremiah	SR-4	South Florida	FOUL

Men's Discus
Top↑

PL	NAME	YEAR	TEAM	MARK	CONV
1	Chris Van Niekerk	SR-4	High Point	56.43m	185' 2"
53.62	55.10	56.35	54.79	FOUL	56.43
2	Solomon Ghosh	SR-4	Citadel	54.38m	178' 5"
52.15	52.17	54.38	50.32	FOUL	52.60
3	Anthony Harrison	JR-3	Kennesaw State	54.22m	177' 11"
48.18	54.22	FOUL	FOUL	52.33	FOUL
4	Tyler Sudduth	SO-2	Illinois	51.91m	170' 4"
50.67	FOUL	48.77	FOUL	51.91	FOUL
5	Isaac Tavo	Sophomore	Unattached	51.30m	168' 4"
51.30	FOUL	FOUL	FOUL	FOUL	50.50
6	Quinn Smith	JR-3	Buffalo	50.54m	165' 10"
43.50	48.77	50.54	48.73	48.17	FOUL
7	Dexter Ratliff	SR-4	SC State	49.17m	161' 4"
46.36	47.06	45.50	49.17	FOUL	45.86
8	Johann Jeremiah	SR-4	South Florida	48.41m	158' 10"
47.04	FOUL	47.89	48.41	FOUL	46.28
9	Dizayuh Hinton	SR-4	Columbia Int'l	48.02m * 	157' 6"
45.35	42.73	48.02	42.92	44.58	47.99
10	Edgar Campre	FR-1	Miami (Fla.)	45.34m	148' 9"
45.34	43.75	42.83			
11	Mitchell Ratley	FR-1	Kennesaw State	45.28m	148' 7"

PL	NAME	YEAR	TEAM	MARK	CONV
45.28	FOUL	FOUL			
12	Major Chestnut	SR-4	Coastal Carolina	44.55m	146' 2"
42.72	44.42	44.55			
13	Kobe Gibson	SR-4	Florida A&M	42.87m	140' 8"
42.87	40.05	FOUL			
14	Isaiah Tavo	FR-1	FIU	42.81m	140' 5"
42.81	FOUL	FOUL			
15	Preston Loggins	FR-1	Florida A&M	41.63m	136' 7"
38.19	41.63	FOUL			
16	Demetris Dorceus	JR-3	FIU	40.32m	132' 3"
FOUL	40.32	FOUL			
17	Ryan Driscoll	Freshman	Unattached	40.20m	131' 11"
35.14	40.20	FOUL			
18	Michael Martello	SO-2	Coastal Carolina	40.13m	131' 8"
FOUL	36.78	40.13			
19	Jason Rotger	SR-4	FIU	39.14m	128' 5"
35.88	39.14	37.71			
20	Deandre Leith	SO-2	Columbia Int'l	37.92m 🏹	124' 5"
FOUL	37.92	FOUL			
21	Devean Deal	FR-1	Tulane	36.72m	120' 6"
FOUL	36.72	FOUL			
22	Chance Tressler	FR-1	Coastal Carolina	36.69m	120' 4"
34.50	35.99	36.69			
23	Isaiah Johnson	SO-2	Bethune-Cookman	36.51m	119' 9"
36.48	FOUL	36.51			

PL	NAME	YEAR	TEAM	MARK	CONV
24	David Kellier	JR-3	St. Thomas (Fla.)	36.44m	119' 7"
	FOUL	36.44	FOUL		
25	Alexander Stathis		Saint Leo	35.64m	116' 11"
	35.64	FOUL	FOUL		
26	Tyree Newman	FR-1	Bethune-Cookman	32.89m	107' 11"
	32.89	31.19	32.36		
27	Dallas Carraway	FR-1	SC State	32.71m	107' 4"
	32.71	FOUL	FOUL		
28	Jordan Riche	FR-1	Bethune-Cookman	32.13m	105' 5"
	32.13	FOUL	FOUL		
29	Martin Egbo	JR-3	Concordia Univ. Chicago	30.73m	100' 10"
	30.73	FOUL	FOUL		
30	Clay Eckert	JR-3	Virginia Tech	28.16m	92' 5"
	28.16	FOUL	FOUL		
	Desmond Dorceus	JR-3	FIU	FOUL	NM
	FOUL	FOUL	FOUL		
	Dequan Rowland	SO-2	FIU	FOUL	NM
	FOUL	FOUL	FOUL		

Men's Discus Flight 1

PL	NAME	YEAR	TEAM	MARK
17	Ryan Driscoll	Freshman	Unattached	40.20m
22	Chance Tressler	FR-1	Coastal Carolina	36.69m
23	Isaiah Johnson	SO-2	Bethune-Cookman	36.51m
24	David Kellier	JR-3	St. Thomas (Fla.)	36.44m
25	Alexander Stathis		Saint Leo	35.64m

PL	NAME	YEAR	TEAM	MARK
26	Tyree Newman	FR-1	Bethune-Cookman	32.89m
27	Dallas Carraway	FR-1	SC State	32.71m
28	Jordan Riche	FR-1	Bethune-Cookman	32.13m
29	Martin Egbo	JR-3	Concordia Univ. Chicago	30.73m
30	Clay Eckert	JR-3	Virginia Tech	28.16m

Men's Discus Flight 2

PL	NAME	YEAR	TEAM	MARK
9	Dizayuh Hinton	SR-4	Columbia Int'l	48.02m *  
10	Edgar Campre	FR-1	Miami (Fla.)	45.34m
11	Mitchell Ratley	FR-1	Kennesaw State	45.28m
12	Major Chestnut	SR-4	Coastal Carolina	44.55m
13	Kobe Gibson	SR-4	Florida A&M	42.87m
14	Isaiah Tavo	FR-1	FIU	42.81m
15	Preston Loggins	FR-1	Florida A&M	41.63m
18	Michael Martello	SO-2	Coastal Carolina	40.13m
19	Jason Rotger	SR-4	FIU	39.14m
21	Devean Deal	FR-1	Tulane	36.72m
	Dequan Rowland	SO-2	FIU	FOUL

Men's Discus Flight 3

PL	NAME	YEAR	TEAM	MARK
1	Chris Van Niekerk	SR-4	High Point	56.43m
2	Solomon Ghosh	SR-4	Citadel	54.38m
3	Anthony Harrison	JR-3	Kennesaw State	54.22m
4	Tyler Sudduth	SO-2	Illinois	51.91m
5	Isaac Tavo	Sophomore	Unattached	51.30m
6	Quinn Smith	JR-3	Buffalo	50.54m
7	Dexter Ratliff	SR-4	SC State	49.17m

PL	NAME	YEAR	TEAM	MARK
8	Johann Jeremiah	SR-4	South Florida	48.41m
16	Demetris Dorceus	JR-3	FIU	40.32m
20	Deandre Leith	SO-2	Columbia Int'l	37.92m 
	Desmond Dorceus	JR-3	FIU	FOUL

Men's Hammer

Top↑

PL	NAME	YEAR	TEAM	MARK	CONV
1	Decio Andrade	SR-4	Miami (Fla.)	72.02m	236' 3"
72.02	71.60	71.45	FOUL	69.75	70.67
2	Zachary Peterson	JR-3	Kennesaw State	58.79m	192' 10"
FOUL	FOUL	58.79	FOUL	FOUL	FOUL
3	Caleb Nickens	5	Unattached	57.82m	189' 8"
FOUL	FOUL	55.19	FOUL	57.82	FOUL
4	Alex Hoffman	SO-2	High Point	55.86m	183' 3"
FOUL	55.31	55.86	55.80	52.97	51.55
5	James Perkins	SR-4	Maryland-Eastern Shore	52.80m 	173' 3"
46.12	52.80	FOUL	51.53	50.96	FOUL
6	Reggie Reynolds	SR-4	Citadel	49.17m	161' 4"
47.83	FOUL	FOUL	FOUL	FOUL	49.17
7	Martin Egbo	JR-3	Concordia Univ. Chicago	49.09m	161' 1"
FOUL	48.12	49.09	48.26	FOUL	FOUL
8	Dexter Ratliff	SR-4	SC State	47.96m	157' 4"
47.96	43.01	FOUL	43.22	FOUL	46.96
9	Michael Martello	SO-2	Coastal Carolina	47.23m	154' 11"
46.35	FOUL	47.23	45.78	46.64	45.01
10	Solomon Ghosh	SR-4	Citadel	46.41m	152' 3"
46.41	45.22	45.91			
11	Kobe Gibson	SR-4	Florida A&M	43.10m	141' 5"

PL	NAME	YEAR	TEAM	MARK	CONV
	FOUL 40.83 43.10				
12	Isaiah Tavo	FR-1	FIU	40.50m	132' 10"
	38.62 38.65 40.50				
13	Killian Oberhue	FR-1	Coastal Carolina	38.48m	126' 3"
	38.26 FOUL 38.48				
14	Jordan Riche	FR-1	Bethune-Cookman	35.78m	117' 5"
	32.74 35.78 FOUL				
15	Preston Loggins	FR-1	Florida A&M	30.98m	101' 8"
	30.98 FOUL FOUL				

Men's Hammer Flight 1

PL	NAME	YEAR	TEAM	MARK
7	Martin Egbo	JR-3	Concordia Univ. Chicago	49.09m
8	Dexter Ratliff	SR-4	SC State	47.96m
9	Michael Martello	SO-2	Coastal Carolina	47.23m
11	Kobe Gibson	SR-4	Florida A&M	43.10m
12	Isaiah Tavo	FR-1	FIU	40.50m
13	Killian Oberhue	FR-1	Coastal Carolina	38.48m
14	Jordan Riche	FR-1	Bethune-Cookman	35.78m
15	Preston Loggins	FR-1	Florida A&M	30.98m

Men's Hammer Flight 2

PL	NAME	YEAR	TEAM	MARK
1	Decio Andrade	SR-4	Miami (Fla.)	72.02m
2	Zachary Peterson	JR-3	Kennesaw State	58.79m
3	Caleb Nickens	5	Unattached	57.82m
4	Alex Hoffman	SO-2	High Point	55.86m
5	James Perkins	SR-4	Maryland-Eastern Shore	52.80m 
6	Reggie Reynolds	SR-4	Citadel	49.17m

PL	NAME	YEAR	TEAM	MARK
10	Solomon Ghosh	SR-4	Citadel	46.41m

Men's Javelin

Top↑

PL	NAME	YEAR	TEAM	MARK	CONV
1	Cole Crkvenac	FR-1	FIU	65.67m	215' 5"
60.67	FOUL	65.67	60.19	59.80	64.12
2	Ryan Flournoy	SO-2	Embry-Riddle	63.37m +	207' 11"
56.79	59.66	58.14	55.53	61.30	63.37
3	Quann Shears	JR-3	Kennesaw State	62.86m	206' 3"
56.08	57.77	60.46	59.15	59.55	62.86
4	Danil Chernov	SR-4	Buffalo	62.73m	205' 10"
59.82	54.89	62.73	60.65	56.77	57.51
5	Blake Orr	FR-1	FIU	61.55m	201' 11"
58.07	56.65	FOUL	FOUL	61.55	60.79
6	Reece Burton	JR-3	Kennesaw State	57.91m	190' 0"
54.72	FOUL	FOUL	FOUL	FOUL	57.91
7	Nathan Stepp	FR-1	FIU	56.30m	184' 8"
55.86	FOUL	50.12	FOUL	56.30	54.81
8	Noah Gammichia	FR-1	Embry-Riddle	56.01m	183' 9"
51.86	53.10	54.67	56.01	53.86	52.96
9	Alex McNulty	SR-4	Buffalo	55.99m	183' 8"
50.83	55.99	53.97	54.74	53.60	FOUL
10	Jonathan Lloyd	SR-4	Tulane	54.22m	177' 11"
54.15	FOUL	54.22			
11	Matthew Remondet	SO-2	Tulane	52.00m	170' 7"
49.42	45.95	52.00			

PL	NAME	YEAR	TEAM	MARK	CONV
12	Aaron Keeler	SR-4	Coastal Carolina	51.59m	169' 3"
50.29	51.59	49.58			
13	David Mancini	Sophomore	Sherbrooke	50.40m	165' 4"
FOUL	FOUL	50.40			
14	Evan Mills	JR-3	High Point	49.88m	163' 8"
45.98	49.88	48.07			
15	Caleb McDonald	SR-4	Citadel	49.70m	163' 1"
47.85	FOUL	49.70			
16	Jeremiah Stewart	FR-1	Southeastern U.	48.44m	158' 11"
28.30	48.44	40.46			
17	Kolt Byers	JR-3	High Point	46.67m	153' 1"
39.20	46.67	46.38			
18	Clay Eckert	JR-3	Virginia Tech	45.90m	150' 7"
44.82	FOUL	45.90			
19	Jordan Fick	SO-2	Kennesaw State	44.08m	144' 7"
44.08	PASS	PASS			
20	Mackel Pierrilus	JR-3	Maryland-Eastern Shore	43.96m	144' 3"
39.71	43.96	41.97			
21	Gustavo Alvarez	SR-4	Concordia Univ. Chicago	43.32m	142' 1"
41.96	42.22	43.32			
22	Matthew Rox	SR-4	Claflin	42.85m	140' 7"
FOUL	41.79	42.85			
23	David Caivano	FR-1	High Point	42.03m	137' 11"
38.81	42.03	31.68			
24	Devin Barnett	FR-1	Kennesaw State	41.77m	137' 0"
39.57	41.77	FOUL			

PL	NAME	YEAR	TEAM	MARK	CONV
25	Thomas DeRigo	Freshman	Unattached	39.55m	129' 9"
39.34	39.55	FOUL			
26	Christian Taylor	SO-2	Bethune-Cookman	37.85m	124' 2"
37.17	36.51	37.85			
27	Jalon Kimbrough	SO-2	SC State	37.59m	123' 4"
31.88	37.59	35.93			
28	Isaiah Johnson	SO-2	Bethune-Cookman	37.51m	123' 1"
36.33	37.26	37.51			
29	Omaryion Boatwright	FR-1	Claflin	37.15m	121' 10"
35.80	37.15	35.77			
30	Tyree Newman	FR-1	Bethune-Cookman	36.12m	118' 6"
36.12	35.79	FOUL			
31	Cleveland Parker III	FR-1	Bethune-Cookman	35.91m	117' 10"
35.91	32.57	33.58			
32	Keondre Dickson	FR-1	SC State	32.34m	106' 1"
30.36	30.41	32.34			
33	Dallas Carraway	FR-1	SC State	30.72m	100' 9"
30.72	PASS	PASS			
34	Michael Hopkins	SO-2	Bethune-Cookman	29.24m	95' 11"
29.24	FOUL	FOUL			

Men's Javelin Flight 1


PL	NAME	YEAR	TEAM	MARK
18	Clay Eckert	JR-3	Virginia Tech	45.90m
23	David Caivano	FR-1	High Point	42.03m
26	Christian Taylor	SO-2	Bethune-Cookman	37.85m
27	Jalon Kimbrough	SO-2	SC State	37.59m

PL	NAME	YEAR	TEAM	MARK
28	Isaiah Johnson	SO-2	Bethune-Cookman	37.51m
29	Omaryion Boatwright	FR-1	Claflin	37.15m
30	Tyree Newman	FR-1	Bethune-Cookman	36.12m
31	Cleveland Parker III	FR-1	Bethune-Cookman	35.91m
32	Keondre Dickson	FR-1	SC State	32.34m
33	Dallas Carraway	FR-1	SC State	30.72m
34	Michael Hopkins	SO-2	Bethune-Cookman	29.24m

Men's Javelin Flight 2

PL	NAME	YEAR	TEAM	MARK
11	Matthew Remondet	SO-2	Tulane	52.00m
12	Aaron Keeler	SR-4	Coastal Carolina	51.59m
15	Caleb McDonald	SR-4	Citadel	49.70m
16	Jeremiah Stewart	FR-1	Southeastern U.	48.44m
17	Kolt Byers	JR-3	High Point	46.67m
19	Jordan Fick	SO-2	Kennesaw State	44.08m
20	Mackel Pierrilus	JR-3	Maryland-Eastern Shore	43.96m
21	Gustavo Alvarez	SR-4	Concordia Univ. Chicago	43.32m
22	Matthew Rox	SR-4	Claflin	42.85m
24	Devin Barnett	FR-1	Kennesaw State	41.77m
25	Thomas DeRigo	Freshman	Unattached	39.55m

Men's Javelin Flight 3

PL	NAME	YEAR	TEAM	MARK
1	Cole Crkvenac	FR-1	FIU	65.67m
2	Ryan Flournoy	SO-2	Embry-Riddle	63.37m 
3	Quann Shears	JR-3	Kennesaw State	62.86m
4	Danil Chernov	SR-4	Buffalo	62.73m
5	Blake Orr	FR-1	FIU	61.55m

PL	NAME	YEAR	TEAM	MARK
6	Reece Burton	JR-3	Kennesaw State	57.91m
7	Nathan Stepp	FR-1	FIU	56.30m
8	Noah Gammichia	FR-1	Embry-Riddle	56.01m
9	Alex McNulty	SR-4	Buffalo	55.99m
10	Jonathan Lloyd	SR-4	Tulane	54.22m
13	David Mancini	Sophomore	Sherbrooke	50.40m
14	Evan Mills	JR-3	High Point	49.88m

[PRIVACY](#) / [TERMS OF USE](#) / [SITES](#) / [SUBMITTING RESULTS](#) / [CONTACT TFRRS](#)



Copyright © 2023 DirectAthletics, Inc.

Generated 2023-04-30 09:21:17

UNF East Coast Relays

April 28-29, 2023

UNF-Hodges Stadium - Jacksonville, FL

ICON KEY: + NCAA DII Prov * NAIA A * NAIA B ➡ Appalachian AC 🏴

NCCAA 🏴 PSAC + IC4A/ECAC

Events:

100

Filter by Team

Women's 100 Meters

Top↑

PL	NAME	YEAR	TEAM	TIME
1	Natasha Morrison		PUMA MVP International	10.93
2	Melissa Jefferson		Nike	10.98
3	Dajaz Defrand	FR-1	Florida State	11.14
4	Rayniah Jones	JR-3	UCF	11.17
5	Beyonce Defreitas	SR-4	UCF	11.23
6	Tia Clayton		Nike	11.25
7	Kasheika Cameron		PUMA MVP International	11.25
8	jennifer montag		TSV Bayer 04 Leverkusen	11.27
9	Kayla Sweeney	JR-3	Coastal Carolina	11.28
10	Edidiong Odiong		Unattached	11.31
11	Daija Lampkin	SR-4	UCF	11.34
12	Ani Wells	JR-3	UCF	11.38
13	Kaylor Harris	SR-4	UCF	11.38
14	Halle Hazzard		Grenada	11.40

PL	NAME	YEAR	TEAM	TIME
15	Shockoria Wallace		PUMA MVP International	11.46
16	Azariyah Bryant	FR-1	Illinois	11.51
17	Sydney Hawkins	JR-3	Rutgers	11.56 +
18	Lin Yuwei		China	11.58
19	Gabby Ayiteyfi	SO-2	Little Rock	11.66
20	Camarii Tellis	JR-3	Georgia State	11.71
21	Mecca Jackson	JR-3	Citadel	11.73
22	Dennisha Page	JR-3	Rutgers	11.74 +
23	Jaidyn Ramsey	FR-1	Campbell	11.75
24	Aja Davis	Senior	Unattached	11.76
25	Kaniya Johnson	FR-1	Florida State	11.76
26	Jorden Savoury		Saint Leo	11.80 +
27	Maleah Heard	SO-2	Georgia State	11.81
28	Takia Palmer	FR-1	Little Rock	11.82
29	Cara Simpson	SR-4	Florida Atlantic	11.84
30	Sasha Wells	Senior	Unattached	11.88
31	Shaniya Berry	JR-3	Florida A&M	11.90
32	Chen Yinfeng		China	11.90
33	Landri Schreier	SO-2	Little Rock	11.91
34	Azariah Grantham	SO-2	Rutgers	11.91 +
35	Elan St. Julian		Velocity Track Club	12.00
36	Amenda Saint-Louis	SO-2	Bethune-Cookman	12.01
37	Camilla Nicholas	FR-1	Tampa	12.03
38	Zeniyah Lawrence	SR-4	Citadel	12.05
39	Camryn Lorick	SO-2	Coastal Carolina	12.08
40	Destiny Bailey-Perkins	JR-3	Campbell	12.11
41	Abraiya Elam	SO-2	Florida Atlantic	12.11

PL	NAME	YEAR	TEAM	TIME
42	Maliyah Holland	JR-3	Little Rock	12.12
43	Jacoria Burton	JR-3	Florida State	12.16
44	Bianca Browne	SR-4	Mercer	12.18
45	Jada Ellis	FR-1	Rutgers	12.24
46	Travasia Singletary	SR-4	Buffalo	12.29
47	Amariay Waring	FR-1	Bethune-Cookman	12.35
48	Malea Sharps	JR-3	Maryland-Eastern Shore	12.39
49	Jada Bolhuis	FR-1	Tampa	12.52
50	Jiya Hastings	SO-2	Mercer	12.56
51	Solerys Torres	Freshman	Unattached	12.57
52	Megan Sprinkman	SR-4	St. Thomas (Fla.)	12.57
53	Nicole Makope	SO-2	St. Norbert	12.59
54	Chidimma Uwaomah	SR-4	Mercer	12.59
55	Anna Cincotta	SO-2	Florida Atlantic	12.86
56	Emma Nwofor	Senior	TruFit Athletics	12.94
57	Dahlia Barnes	SR-4	Florida Atlantic	12.98
58	Meridith Richemond	Sophomore	Unattached	13.21
59	Tiona Walls	JR-3	SC State	13.26
60	Pria Pullian	FR-1	Mercer	13.54

Women's 100 Meters Section 1

W: 3.9

PL	NAME	YEAR	TEAM	TIME
1	Natasha Morrison		PUMA MVP International	10.93
2	Melissa Jefferson		Nike	10.98
5	Beyonce Defreitas	SR-4	UCF	11.23
8	jennifer montag		TSV Bayer 04 Leverkusen	11.27
10	Edidiong Odiong		Unattached	11.31
14	Halle Hazzard		Grenada	11.40

PL	NAME	YEAR	TEAM	TIME
15	Shockoria Wallace		PUMA MVP International	11.46

Women's 100 Meters Section 2

W: 2.3

PL	NAME	YEAR	TEAM	TIME
3	Dajaz Defrand	FR-1	Florida State	11.14
4	Rayniah Jones	JR-3	UCF	11.17
6	Tia Clayton		Nike	11.25
7	Kasheika Cameron		PUMA MVP International	11.25
9	Kayla Sweeney	JR-3	Coastal Carolina	11.28
11	Dajja Lampkin	SR-4	UCF	11.34
22	Dennisha Page	JR-3	Rutgers	11.74 +

Women's 100 Meters Section 3

W: 1.8

PL	NAME	YEAR	TEAM	TIME
12	Ani Wells	JR-3	UCF	11.38
13	Kaylor Harris	SR-4	UCF	11.38
16	Azariyah Bryant	FR-1	Illinois	11.51
17	Sydney Hawkins	JR-3	Rutgers	11.56 +
18	Lin Yuwei		China	11.58
24	Aja Davis	Senior	Unattached	11.76
26	Jorden Savoury		Saint Leo	11.80 +
30	Sasha Wells	Senior	Unattached	11.88
45	Jada Ellis	FR-1	Rutgers	12.24

Women's 100 Meters Section 4

W: 2.5

PL	NAME	YEAR	TEAM	TIME
19	Gabby Ayiteyfio	SO-2	Little Rock	11.66
20	Camarii Tellis	JR-3	Georgia State	11.71
25	Kaniya Johnson	FR-1	Florida State	11.76
29	Cara Simpson	SR-4	Florida Atlantic	11.84

PL	NAME	YEAR	TEAM	TIME
31	Shaniya Berry	JR-3	Florida A&M	11.90
33	Landri Schreier	SO-2	Little Rock	11.91
34	Azariah Grantham	SO-2	Rutgers	11.91 +
56	Emma Nwofor	Senior	TruFit Athletics	12.94

Women's 100 Meters Section 5

W: 2.0

PL	NAME	YEAR	TEAM	TIME
23	Jaidyn Ramsey	FR-1	Campbell	11.75
28	Takia Palmer	FR-1	Little Rock	11.82
32	Chen Yinfeng		China	11.90
36	Amenda Saint-Louis	SO-2	Bethune-Cookman	12.01
37	Camilla Nicholas	FR-1	Tampa	12.03
47	Amariay Waring	FR-1	Bethune-Cookman	12.35

Women's 100 Meters Section 6

W: 0.7

PL	NAME	YEAR	TEAM	TIME
21	Mecca Jackson	JR-3	Citadel	11.73
27	Maleah Heard	SO-2	Georgia State	11.81
35	Elan St. Julian		Velocity Track Club	12.00
39	Camryn Lorick	SO-2	Coastal Carolina	12.08
40	Destiny Bailey-Perkins	JR-3	Campbell	12.11
42	Maliyah Holland	JR-3	Little Rock	12.12
43	Jacoria Burton	JR-3	Florida State	12.16
44	Bianca Browne	SR-4	Mercer	12.18

Women's 100 Meters Section 7

W: 2.8

PL	NAME	YEAR	TEAM	TIME
38	Zeniyah Lawrence	SR-4	Citadel	12.05
41	Abraiya Elam	SO-2	Florida Atlantic	12.11
46	Travasia Singletary	SR-4	Buffalo	12.29

PL	NAME	YEAR	TEAM	TIME
48	Malea Sharps	JR-3	Maryland-Eastern Shore	12.39
49	Jada Bolhuis	FR-1	Tampa	12.52
51	Solerys Torres	Freshman	Unattached	12.57
52	Megan Sprinkman	SR-4	St. Thomas (Fla.)	12.57
53	Nicole Makope	SO-2	St. Norbert	12.59


Women's 100 Meters Section 8

W: 1.9

PL	NAME	YEAR	TEAM	TIME
50	Jiya Hastings	SO-2	Mercer	12.56
54	Chidimma Uwaomah	SR-4	Mercer	12.59
55	Anna Cincotta	SO-2	Florida Atlantic	12.86
57	Dahlia Barnes	SR-4	Florida Atlantic	12.98
58	Meridith Richemond	Sophomore	Unattached	13.21
59	Tiona Walls	JR-3	SC State	13.26
60	Pria Pullian	FR-1	Mercer	13.54

Women's 200 Meters

Top↑

PL	NAME	YEAR	TEAM	TIME
1	Dajaz Defrand	FR-1	Florida State	22.75
2	Dennisha Page	JR-3	Rutgers	23.19 
3	Edidiong Odiong		Unattached	23.23
4	Daija Lampkin	SR-4	UCF	23.29
5	Kayla Sweeney	JR-3	Coastal Carolina	23.41
6	Teleda Williams	SR-4	Florida A&M	23.45
7	Sanaa Hebron	FR-1	Miami (Fla.)	23.56
8	Mariandree Chacon	FR-1	Jacksonville	23.72
9	Blanca Hervas	JR-3	Miami (Fla.)	23.78
10	Alexis Glasco	SO-2	Coastal Carolina	23.81
11	Mecca Jackson	JR-3	Citadel	23.92

PL	NAME	YEAR	TEAM	TIME
12	Maleah Heard	SO-2	Georgia State	23.94
13	Azariyah Bryant	FR-1	Illinois	23.94
14	Halle Hazzard		Grenada	23.95
15	jennifer montag		TSV Bayer 04 Leverkusen	24.02
16	Lauryn Hall	SR-4	Florida A&M	24.02
17	Jaidyn Ramsey	FR-1	Campbell	24.05
18	Kennedy Brace	JR-3	Miami (Fla.)	24.05
19	Corbin McLean	SR-4	Kennesaw State	24.19
20	Chelsea Tate	SR-4	Georgia State	24.24
21	Kaniya Johnson	FR-1	Florida State	24.27
22	Takia Palmer	FR-1	Little Rock	24.28
23	Landri Schreier	SO-2	Little Rock	24.37
24	Kailey Elliott	FR-1	Campbell	24.38
25	Elan St. Julian		Velocity Track Club	24.39
26	Kayla Armstrong	SR-4	Concordia Univ. Chicago	24.39
27	Aja Davis	Senior	Unattached	24.48
28	Camilla Nicholas	FR-1	Tampa	24.48
29	Angelica Frederick	SO-2	SC State	24.57
30	Zoe Adams	SO-2	Claflin	24.57
31	Lauren Gordon	JR-3	Coastal Carolina	24.60
31	Sydney Clemens	JR-3	Coastal Carolina	24.60
33	Ashanti Tigner	JR-3	Georgia State	24.65
34	Maliyah Holland	JR-3	Little Rock	24.75
35	Maya Smith	SO-2	SC State	24.77
36	Keniya Walker	FR-1	Georgia State	24.78
37	Shanelle Colmon	SR-4	Rutgers	24.79
38	Krystalann Bechard	JR-3	Miami (Fla.)	24.79

PL	NAME	YEAR	TEAM	TIME
39	Zeniyah Lawrence	SR-4	Citadel	24.82
40	Cara Simpson	SR-4	Florida Atlantic	24.82
41	Victoria Joyce	FR-1	Kennesaw State	24.83
42	Kyndall Hudson	SO-2	Kennesaw State	24.84
43	Saniyah Tillman	SO-2	Bethune-Cookman	24.98
44	Jada Bolhuis	FR-1	Tampa	25.06
45	Bianca Browne	SR-4	Mercer	25.11
46	Abi Craig	SO-2	High Point	25.13
47	Zoe Hightower	JR-3	Florida A&M	25.21
48	Eriana Teague	SO-2	Florida Atlantic	25.39
49	Nina Richardson	SO-2	Embry-Riddle	25.44
50	Melissa Mundell	SO-2	Florida Atlantic	25.69
51	Eyana Dixon	SO-2	Florida A&M	25.77
52	Angelnique Bryant	SR-4	Jacksonville	25.77
53	Brianna Tillman	JR-3	Coastal Carolina	25.80
54	Ella Madson	SO-2	Florida State	25.83
55	Lillian Hicks	SO-2	Tampa	25.89
56	Nicole Sullivan	SR-4	Tampa	25.96
57	Solerys Torres	Freshman	Unattached	25.98
58	Holly Cassels	JR-3	UCF	26.04
59	Malea Sharps	JR-3	Maryland-Eastern Shore	26.13
60	Nicole Makope	SO-2	St. Norbert	26.16
61	Alexis Esteves	FR-1	Tulane	26.25
62	Ceylani Rembert	JR-3	Mercer	26.26
63	Jonnica Fuller	JR-3	Claflin	26.34
64	Chidimma Uwaomah	SR-4	Mercer	26.59
65	Domonique Edmondson	SR-4	SC State	26.60

PL	NAME	YEAR	TEAM	TIME
66	Skekinah Duffin	JR-3	Claflin	26.64
67	Valerie Deshommes	SO-2	Bethune-Cookman	26.84
68	Meridith Richemond	Sophomore	Unattached	27.53
69	Jasmaine Donovan	SO-2	SC State	28.53
70	Chanice Harris	JR-3	SC State	28.59
	Ge Manqi		Tumbleweed Track Club	DNF

Women's 200 Meters Section 1

W: -0.5

PL	NAME	YEAR	TEAM	TIME
1	Dajaz Defrand	FR-1	Florida State	22.75
3	Edidiong Odiong		Unattached	23.23
4	Daija Lampkin	SR-4	UCF	23.29
10	Alexis Glasco	SO-2	Coastal Carolina	23.81
15	jennifer montag		TSV Bayer 04 Leverkusen	24.02
	Ge Manqi		Tumbleweed Track Club	DNF

Women's 200 Meters Section 2

W: 1.2

PL	NAME	YEAR	TEAM	TIME
2	Dennisha Page	JR-3	Rutgers	23.19 +
5	Kayla Sweeney	JR-3	Coastal Carolina	23.41
6	Teleda Williams	SR-4	Florida A&M	23.45
7	Sanaa Hebron	FR-1	Miami (Fla.)	23.56
9	Blanca Hervas	JR-3	Miami (Fla.)	23.78
14	Halle Hazzard		Grenada	23.95
16	Lauryn Hall	SR-4	Florida A&M	24.02

Women's 200 Meters Section 3

W: -1.1

PL	NAME	YEAR	TEAM	TIME
13	Azariyah Bryant	FR-1	Illinois	23.94
18	Kennedy Brace	JR-3	Miami (Fla.)	24.05

PL	NAME	YEAR	TEAM	TIME
21	Kaniya Johnson	FR-1	Florida State	24.27
23	Landri Schreier	SO-2	Little Rock	24.37
26	Kayla Armstrong	SR-4	Concordia Univ. Chicago	24.39
27	Aja Davis	Senior	Unattached	24.48
37	Shanelle Colmon	SR-4	Rutgers	24.79

Women's 200 Meters Section 4

W: 1.9

PL	NAME	YEAR	TEAM	TIME
8	Mariandree Chacon	FR-1	Jacksonville	23.72
11	Mecca Jackson	JR-3	Citadel	23.92
19	Corbin McLean	SR-4	Kennesaw State	24.19
20	Chelsea Tate	SR-4	Georgia State	24.24
25	Elan St. Julian		Velocity Track Club	24.39
40	Cara Simpson	SR-4	Florida Atlantic	24.82

Women's 200 Meters Section 5

W: 2.9

PL	NAME	YEAR	TEAM	TIME
12	Maleah Heard	SO-2	Georgia State	23.94
17	Jaidyn Ramsey	FR-1	Campbell	24.05
22	Takia Palmer	FR-1	Little Rock	24.28
24	Kailey Elliott	FR-1	Campbell	24.38
28	Camilla Nicholas	FR-1	Tampa	24.48
49	Nina Richardson	SO-2	Embry-Riddle	25.44

Women's 200 Meters Section 6

W: 0.6

PL	NAME	YEAR	TEAM	TIME
29	Angelica Frederick	SO-2	SC State	24.57
31	Sydney Clemens	JR-3	Coastal Carolina	24.60
34	Maliyah Holland	JR-3	Little Rock	24.75
38	Krystalann Bechard	JR-3	Miami (Fla.)	24.79

PL	NAME	YEAR	TEAM	TIME
41	Victoria Joyce	FR-1	Kennesaw State	24.83
48	Eriana Teague	SO-2	Florida Atlantic	25.39

Women's 200 Meters Section 7

W: 1.6

PL	NAME	YEAR	TEAM	TIME
31	Lauren Gordon	JR-3	Coastal Carolina	24.60
33	Ashanti Tigner	JR-3	Georgia State	24.65
35	Maya Smith	SO-2	SC State	24.77
42	Kyndall Hudson	SO-2	Kennesaw State	24.84
44	Jada Bolhuis	FR-1	Tampa	25.06
45	Bianca Browne	SR-4	Mercer	25.11
47	Zoe Hightower	JR-3	Florida A&M	25.21

Women's 200 Meters Section 8

W: 1.9

PL	NAME	YEAR	TEAM	TIME
30	Zoe Adams	SO-2	Claflin	24.57
36	Keniya Walker	FR-1	Georgia State	24.78
39	Zenyiah Lawrence	SR-4	Citadel	24.82
46	Abi Craig	SO-2	High Point	25.13
50	Melissa Mundell	SO-2	Florida Atlantic	25.69
53	Brianna Tillman	JR-3	Coastal Carolina	25.80
54	Ella Madson	SO-2	Florida State	25.83
70	Chanice Harris	JR-3	SC State	28.59

Women's 200 Meters Section 9

W: 1.6

PL	NAME	YEAR	TEAM	TIME
43	Saniyah Tillman	SO-2	Bethune-Cookman	24.98
51	Eyana Dixon	SO-2	Florida A&M	25.77
57	Solerys Torres	Freshman	Unattached	25.98
60	Nicole Makope	SO-2	St. Norbert	26.16

PL	NAME	YEAR	TEAM	TIME
62	Ceylani Rembert	JR-3	Mercer	26.26
63	Jonnica Fuller	JR-3	Claflin	26.34

Women's 200 Meters Section 10

W: 1.2

PL	NAME	YEAR	TEAM	TIME
55	Lillian Hicks	SO-2	Tampa	25.89
56	Nicole Sullivan	SR-4	Tampa	25.96
58	Holly Cassels	JR-3	UCF	26.04
64	Chidimma Uwaomah	SR-4	Mercer	26.59
65	Domonique Edmondson	SR-4	SC State	26.60
67	Valerie Deshommes	SO-2	Bethune-Cookman	26.84
69	Jasmaine Donovan	SO-2	SC State	28.53

Women's 200 Meters Section 11

W: 1.1

PL	NAME	YEAR	TEAM	TIME
52	Angelnique Bryant	SR-4	Jacksonville	25.77
59	Malea Sharps	JR-3	Maryland-Eastern Shore	26.13
61	Alexis Esteves	FR-1	Tulane	26.25
66	Skekinah Duffin	JR-3	Claflin	26.64
68	Meridith Richemond	Sophomore	Unattached	27.53

Women's 400 Meters

Top↑

PL	NAME	YEAR	TEAM	TIME
1	Ronda Whyte		Adidas	52.00
2	Kennedy Brace	JR-3	Miami (Fla.)	52.16
3	Moriah Oliveira	JR-3	Miami (Fla.)	52.27
4	Courtney Okolo	Senior	Unattached	52.56
5	Quanera Hayes		Nike	52.79
6	Sanaa Hebron	FR-1	Miami (Fla.)	52.85
7	Stephenie McPherson		PUMA MVP International	52.86

PL	NAME	YEAR	TEAM	TIME
8	Faith Banks	SR-4	Florida State	53.33
9	Amenda Saint-Louis	SO-2	Bethune-Cookman	54.15
10	Yanique Haye-Smith		Unattached	54.22
11	Blanca Hervas	JR-3	Miami (Fla.)	54.27
12	Zoe Adams	SO-2	Claflin	54.41 +
13	Tyra Wilson	SO-2	Florida State	54.92
14	Kai'lyn Kirkland	JR-3	UCF	54.98
15	Marissa Blakely	SR-4	High Point	55.09
16	Krystalann Bechard	JR-3	Miami (Fla.)	55.39
17	Shanelle Colmon	SR-4	Rutgers	55.55 +
18	Chloe Lucas	JR-3	Maryland-Eastern Shore	55.60 +
19	Dae'Nitra Hester	SO-2	High Point	55.73
20	Tara Davis	SR-4	Mercer	55.79
21	Kayla Armstrong	SR-4	Concordia Univ. Chicago	55.85
22	Kyndall Hudson	SO-2	Kennesaw State	55.92
23	Saniyah Tillman	SO-2	Bethune-Cookman	56.00
24	Amelia Canetto	JR-3	Coastal Carolina	56.06
25	Charlee Crawford	SO-2	Rutgers	56.08 +
26	Joanna Rogers	JR-3	Jacksonville	56.14
27	Abi Craig	SO-2	High Point	56.28
28	Michelle Petit-Pointe	SO-2	Florida State	56.33
29	Destini Pickens	SR-4	Florida A&M	56.41
30	Lacie Deboskie	SO-2	Florida A&M	56.99
31	Angelica Frederick	SO-2	SC State	57.32
32	Taylor Cotter	SO-2	Campbell	57.91
33	Eyana Dixon	SO-2	Florida A&M	57.93
34	Brianna Tillman	JR-3	Coastal Carolina	58.21

PL	NAME	YEAR	TEAM	TIME
35	Maya Smith	SO-2	SC State	58.23
36	Morgan Manley	JR-3	Georgia State	58.39
37	Raquel Grier	FR-1	Kennesaw State	58.41
38	Alexis Esteves	FR-1	Tulane	58.69
39	Zoe Hightower	JR-3	Florida A&M	58.73
40	Lillian Hicks	SO-2	Tampa	58.84
41	Debrielle Williams	SR-4	SC State	58.97
42	Madison Gordon	JR-3	Florida A&M	59.13
43	Kaylen Clark	SR-4	FIU	59.68
44	Jada Blackheart	JR-3	St. Thomas (Fla.)	59.73
45	Domonique Edmondson	SR-4	SC State	59.83
46	Laura Fodor	FR-1	Tulane	59.85
47	Skekinah Duffin	JR-3	Clafin	1:00.33
48	Solerys Torres	Freshman	Unattached	1:02.06
49	Camille Barron	JR-3	St. Thomas (Fla.)	1:02.09
50	Wislande Pierre-Louis	JR-3	St. Thomas (Fla.)	1:02.14
51	Zona Desouza	SR-4	St. Thomas (Fla.)	1:02.16
52	Eve Shelton	SO-2	Concordia Univ. Chicago	1:02.22
53	Valerie Deshommes	SO-2	Bethune-Cookman	1:02.38
54	Meridith Richemond	Sophomore	Unattached	1:05.03
	Britiney Johnson	SR-4	Kennesaw State	DNF

Women's 400 Meters Section 1

PL	NAME	YEAR	TEAM	TIME
1	Ronda Whyte		Adidas	52.00
3	Moriah Oliveira	JR-3	Miami (Fla.)	52.27
4	Courtney Okolo	Senior	Unattached	52.56
5	Quanera Hayes		Nike	52.79

PL	NAME	YEAR	TEAM	TIME
7	Stephenie McPherson		PUMA MVP International	52.86
10	Yanique Haye-Smith		Unattached	54.22

Women's 400 Meters Section 2

PL	NAME	YEAR	TEAM	TIME
2	Kennedy Brace	JR-3	Miami (Fla.)	52.16
6	Sanaa Hebron	FR-1	Miami (Fla.)	52.85
8	Faith Banks	SR-4	Florida State	53.33
9	Amenda Saint-Louis	SO-2	Bethune-Cookman	54.15
11	Blanca Hervas	JR-3	Miami (Fla.)	54.27
13	Tyra Wilson	SO-2	Florida State	54.92
23	Saniyah Tillman	SO-2	Bethune-Cookman	56.00

Women's 400 Meters Section 3

PL	NAME	YEAR	TEAM	TIME
14	Kai'lyn Kirkland	JR-3	UCF	54.98
17	Shanelle Colmon	SR-4	Rutgers	55.55 +
19	Dae'Nitra Hester	SO-2	High Point	55.73
20	Tara Davis	SR-4	Mercer	55.79
21	Kayla Armstrong	SR-4	Concordia Univ. Chicago	55.85
25	Charlee Crawford	SO-2	Rutgers	56.08 +

Women's 400 Meters Section 4

PL	NAME	YEAR	TEAM	TIME
15	Marissa Blakely	SR-4	High Point	55.09
16	Krystalann Bechard	JR-3	Miami (Fla.)	55.39
18	Chloe Lucas	JR-3	Maryland-Eastern Shore	55.60 +
26	Joanna Rogers	JR-3	Jacksonville	56.14

Women's 400 Meters Section 5

PL	NAME	YEAR	TEAM	TIME
12	Zoe Adams	SO-2	Claflin	54.41 +
22	Kyndall Hudson	SO-2	Kennesaw State	55.92
24	Amelia Canetto	JR-3	Coastal Carolina	56.06
27	Abi Craig	SO-2	High Point	56.28
28	Michelle Petit-Pointe	SO-2	Florida State	56.33
29	Destini Pickens	SR-4	Florida A&M	56.41
43	Kaylen Clark	SR-4	FIU	59.68

Women's 400 Meters Section 6

PL	NAME	YEAR	TEAM	TIME
30	Lacie Deboskie	SO-2	Florida A&M	56.99
32	Taylor Cotter	SO-2	Campbell	57.91
33	Eyana Dixon	SO-2	Florida A&M	57.93
36	Morgan Manley	JR-3	Georgia State	58.39
39	Zoe Hightower	JR-3	Florida A&M	58.73

Women's 400 Meters Section 7

PL	NAME	YEAR	TEAM	TIME
31	Angelica Frederick	SO-2	SC State	57.32
34	Brianna Tillman	JR-3	Coastal Carolina	58.21
41	Debrielle Williams	SR-4	SC State	58.97
42	Madison Gordon	JR-3	Florida A&M	59.13
45	Domonique Edmondson	SR-4	SC State	59.83
	Britiney Johnson	SR-4	Kennesaw State	DNF

Women's 400 Meters Section 8

PL	NAME	YEAR	TEAM	TIME
35	Maya Smith	SO-2	SC State	58.23
37	Raquel Grier	FR-1	Kennesaw State	58.41
38	Alexis Esteves	FR-1	Tulane	58.69

PL	NAME	YEAR	TEAM	TIME
40	Lillian Hicks	SO-2	Tampa	58.84
44	Jada Blackheart	JR-3	St. Thomas (Fla.)	59.73
46	Laura Fodor	FR-1	Tulane	59.85

Women's 400 Meters Section 9

PL	NAME	YEAR	TEAM	TIME
49	Camille Barron	JR-3	St. Thomas (Fla.)	1:02.09
52	Eve Shelton	SO-2	Concordia Univ. Chicago	1:02.22

Women's 400 Meters Section 10

PL	NAME	YEAR	TEAM	TIME
47	Skekinah Duffin	JR-3	Claflin	1:00.33
48	Solerys Torres	Freshman	Unattached	1:02.06
50	Wislande Pierre-Louis	JR-3	St. Thomas (Fla.)	1:02.14
51	Zona Desouza	SR-4	St. Thomas (Fla.)	1:02.16
53	Valerie Deshommes	SO-2	Bethune-Cookman	1:02.38
54	Meridith Richemond	Sophomore	Unattached	1:05.03

Women's 800 Meters

Top↑

PL	NAME	YEAR	TEAM	TIME
1	Olivia Howell	JR-3	Illinois	2:02.50
2	Dorcus Ewoi	SR-4	Campbell	2:03.51
3	Sarah Hendrick	SR-4	Kennesaw State	2:03.86
4	Ukeyvia Beckwith	SR-4	Embry-Riddle	2:04.84 +
5	Caroline Timm	JR-3	Kennesaw State	2:04.88
6	Gabrielle Wilkinson	SR-4	Florida	2:05.64
7	Jessica Lambert	JR-3	Florida Atlantic	2:05.99
8	Gabriella Grissom	FR-1	Miami (Fla.)	2:06.41
9	Suus Altorf	FR-1	Florida State	2:07.00
10	Natalie Cummings	JR-3	Kennesaw State	2:08.55

PL	NAME	YEAR	TEAM	TIME
11	Halle Hill	SO-2	Illinois	2:09.07
12	Caitlin Pinnell	SR-4	UCF	2:09.37
13	Sofia Condron	FR-1	Rutgers	2:09.56 +
14	Shelby Whetstone	JR-3	Rutgers	2:10.36 +
15	Lillian Holtery	FR-1	UCF	2:11.14
16	Jessica Edwards	FR-1	Florida	2:12.21
17	Britney Chatfield	SO-2	Kennesaw State	2:12.80
18	Amilia Wise-Sweat	SO-2	Coastal Carolina	2:12.81
19	Ella Chandler	FR-1	North Florida	2:13.26
20	Daira Deicmane	SR-4	FIU	2:13.52
21	Carolyn Brown	JR-3	South Florida	2:13.79
22	Rosa Ten Berg	FR-1	Florida Atlantic	2:13.94
23	Emily Culley	JR-3	Florida	2:14.35
24	Madelyn Rodriguez	SR-4	Palm Beach Atlantic	2:14.89
25	Sierra Oliveira	JR-3	Miami (Fla.)	2:15.83
26	Lucy McLean		New England Elite Track Club	2:16.56
27	Zahra Wilson	SR-4	Tampa	2:17.08
28	Sabrina Gomez	FR-1	FIU	2:17.22
29	Lisa Adjouadi	JR-3	FIU	2:17.24
30	Isabella Richardson	FR-1	UCF	2:17.41
31	Morgan Dudley	JR-3	Embry-Riddle	2:17.42
32	Paige Kelly	SO-2	UCF	2:17.72
33	Casey O'Connor	SO-2	Florida Atlantic	2:17.98
34	Reese Ragland	FR-1	Tulane	2:18.10
35	Elyssa Toal	SO-2	Florida Atlantic	2:18.17
36	Macy Turcotte	SO-2	Tulane	2:18.61
37	Alyssa Wyatt	FR-1	South Florida	2:18.63

PL	NAME	YEAR	TEAM	TIME
38	Carly Holadia		Raider Track Club	2:18.68
39	Arden La-Rose	SO-2	South Florida	2:18.95
40	Aoife Mahony	SR-4	Palm Beach Atlantic	2:19.92
41	Emily Kriney	FR-1	Tampa	2:20.05
42	Victoria Valdez	SO-2	South Florida	2:20.18
43	Abigail Misch	FR-1	Flagler	2:20.26
44	Maddi Hood	SO-2	Flagler	2:21.03
45	Cassidra Thompson	FR-1	Jacksonville	2:21.57
46	Emma Mussante	SO-2	Florida Southern	2:21.69
47	Giovana Meade		Daytona Unattached	2:21.72
48	Hannah Buchanan	FR-1	FIU	2:22.53
49	Shy-Ann Campbell	SO-2	Maryland-Eastern Shore	2:23.61
50	Caitlyn Koske	SO-2	Valdosta State	2:24.43
51	Madlen Kappeler	SR-4	Florida Atlantic	2:24.61
52	Adrianna Mier	FR-1	Florida Atlantic	2:24.62
53	Jada Williams	FR-1	North Florida	2:24.66
54	Riley O'Regan	FR-1	Tampa	2:25.61
55	Leah Helms	FR-1	Florida Atlantic	2:26.07
56	Kaiel Kimble	SO-2	Bethune-Cookman	2:26.09
57	Jonnica Fuller	JR-3	Claflin	2:26.81
58	Ella Malone	FR-1	Palm Beach Atlantic	2:27.50
59	Madeline Weiler	FR-1	Jacksonville	2:28.51
60	Kamila Cortes		Wolfpack Distance Runners	2:29.58
61	Nyidjah Ives	FR-1	Bethune-Cookman	2:31.71
62	Morgan Wilson	Freshman	Unattached	2:31.76
63	Jemi Ortega	SR-4	FIU	2:32.19
64	Lauren Jones	FR-1	North Florida	2:32.53

PL	NAME	YEAR	TEAM	TIME
65	Karah McElhone	SO-2	Florida Southern	2:33.07
66	Emily Haney	FR-1	Jacksonville	2:33.10
67	Valencia Butler	FR-1	Bethune-Cookman	2:36.33
68	Madison McDonald	SO-2	Claflin	2:36.80
69	Jailin Moss-Herbert	SO-2	Jacksonville	2:37.59
70	Jaycie Anderson	SO-2	Valdosta State	2:39.34
71	Emily Phillips	FR-1	Valdosta State	2:40.77

Women's 800 Meters Section 1

PL	NAME	YEAR	TEAM	TIME
1	Olivia Howell	JR-3	Illinois	2:02.50
2	Dorcus Ewoi	SR-4	Campbell	2:03.51
3	Sarah Hendrick	SR-4	Kennesaw State	2:03.86
4	Ukeyvia Beckwith	SR-4	Embry-Riddle	2:04.84 +
5	Caroline Timm	JR-3	Kennesaw State	2:04.88
6	Gabrielle Wilkinson	SR-4	Florida	2:05.64
7	Jessica Lambert	JR-3	Florida Atlantic	2:05.99
9	Suus Altorf	FR-1	Florida State	2:07.00

Women's 800 Meters Section 2

PL	NAME	YEAR	TEAM	TIME
8	Gabiella Grissom	FR-1	Miami (Fla.)	2:06.41
10	Natalie Cummings	JR-3	Kennesaw State	2:08.55
11	Halle Hill	SO-2	Illinois	2:09.07
12	Caitlin Pinnell	SR-4	UCF	2:09.37
13	Sofia Condron	FR-1	Rutgers	2:09.56 +
14	Shelby Whetstone	JR-3	Rutgers	2:10.36 +
15	Lillian Holtery	FR-1	UCF	2:11.14
19	Ella Chandler	FR-1	North Florida	2:13.26

PL	NAME	YEAR	TEAM	TIME
25	Sierra Oliveira	JR-3	Miami (Fla.)	2:15.83

Women's 800 Meters Section 3

PL	NAME	YEAR	TEAM	TIME
17	Britney Chatfield	SO-2	Kennesaw State	2:12.80
18	Amilia Wise-Sweat	SO-2	Coastal Carolina	2:12.81
20	Daira Deicmane	SR-4	FIU	2:13.52
21	Carolyn Brown	JR-3	South Florida	2:13.79
22	Rosa Ten Berg	FR-1	Florida Atlantic	2:13.94
23	Emily Culley	JR-3	Florida	2:14.35
26	Lucy McLean		New England Elite Track Club	2:16.56
30	Isabella Richardson	FR-1	UCF	2:17.41
39	Arden La-Rose	SO-2	South Florida	2:18.95

Women's 800 Meters Section 4

PL	NAME	YEAR	TEAM	TIME
16	Jessica Edwards	FR-1	Florida	2:12.21
28	Sabrina Gomez	FR-1	FIU	2:17.22
31	Morgan Dudley	JR-3	Embry-Riddle	2:17.42
33	Casey O'Connor	SO-2	Florida Atlantic	2:17.98
34	Reese Ragland	FR-1	Tulane	2:18.10
35	Elyssa Toal	SO-2	Florida Atlantic	2:18.17
36	Macy Turcotte	SO-2	Tulane	2:18.61
42	Victoria Valdez	SO-2	South Florida	2:20.18
43	Abigail Misch	FR-1	Flagler	2:20.26

Women's 800 Meters Section 5

PL	NAME	YEAR	TEAM	TIME
24	Madelyn Rodriguez	SR-4	Palm Beach Atlantic	2:14.89
27	Zahra Wilson	SR-4	Tampa	2:17.08

PL	NAME	YEAR	TEAM	TIME
29	Lisa Adjouadi	JR-3	FIU	2:17.24
32	Paige Kelly	SO-2	UCF	2:17.72
37	Alyssa Wyatt	FR-1	South Florida	2:18.63
38	Carly Holadia		Raider Track Club	2:18.68
40	Aoife Mahony	SR-4	Palm Beach Atlantic	2:19.92
45	Cassidra Thompson	FR-1	Jacksonville	2:21.57
53	Jada Williams	FR-1	North Florida	2:24.66

Women's 800 Meters Section 6

PL	NAME	YEAR	TEAM	TIME
41	Emily Kriney	FR-1	Tampa	2:20.05
44	Maddi Hood	SO-2	Flagler	2:21.03
46	Emma Mussante	SO-2	Florida Southern	2:21.69
47	Giovana Meade		Daytona Unattached	2:21.72
48	Hannah Buchanan	FR-1	FIU	2:22.53
49	Shy-Ann Campbell	SO-2	Maryland-Eastern Shore	2:23.61
51	Madlen Kappeler	SR-4	Florida Atlantic	2:24.61
52	Adrianna Mier	FR-1	Florida Atlantic	2:24.62
54	Riley O'Regan	FR-1	Tampa	2:25.61
55	Leah Helms	FR-1	Florida Atlantic	2:26.07
56	Kaiel Kimble	SO-2	Bethune-Cookman	2:26.09
61	Nyidjah Ives	FR-1	Bethune-Cookman	2:31.71

Women's 800 Meters Section 7

PL	NAME	YEAR	TEAM	TIME
50	Caitlyn Koske	SO-2	Valdosta State	2:24.43
59	Madeline Weiler	FR-1	Jacksonville	2:28.51
60	Kamila Cortes		Wolfpack Distance Runners	2:29.58
64	Lauren Jones	FR-1	North Florida	2:32.53

PL	NAME	YEAR	TEAM	TIME
65	Karah McElhone	SO-2	Florida Southern	2:33.07

Women's 800 Meters Section 8

PL	NAME	YEAR	TEAM	TIME
57	Jonnica Fuller	JR-3	Claflin	2:26.81
58	Ella Malone	FR-1	Palm Beach Atlantic	2:27.50
62	Morgan Wilson	Freshman	Unattached	2:31.76
63	Jemi Ortega	SR-4	FIU	2:32.19
66	Emily Haney	FR-1	Jacksonville	2:33.10
67	Valencia Butler	FR-1	Bethune-Cookman	2:36.33
68	Madison McDonald	SO-2	Claflin	2:36.80
69	Jailin Moss-Herbert	SO-2	Jacksonville	2:37.59
70	Jaycie Anderson	SO-2	Valdosta State	2:39.34
71	Emily Phillips	FR-1	Valdosta State	2:40.77

Women's 1500 Meters

Top↑

PL	NAME	YEAR	TEAM	TIME
1	Gabrielle Wilkinson	SR-4	Florida	4:18.63
2	Emma Sullivan	Sophomore	Unattached	4:24.38
3	Daphnee Lavassas	SO-2	Miami (Fla.)	4:25.09
4	Kathryn Nohilly	SR-4	Florida	4:26.11
5	Mariana Rodriguez	JR-3	UCF	4:26.94
6	Emily Culley	JR-3	Florida	4:28.26
7	Natalie Varela	JR-3	Miami (Fla.)	4:28.71
8	Yasmine Abbes	SR-4	Florida State	4:29.40
9	Molly Jones	JR-3	Coastal Carolina	4:30.25
10	Kendall Hughes	FR-1	UCF	4:33.10
11	Ellie Wolski	FR-1	Coastal Carolina	4:33.40
12	Reese Ragland	FR-1	Tulane	4:33.79

PL	NAME	YEAR	TEAM	TIME
13	Madelyn Rodriguez	SR-4	Palm Beach Atlantic	4:33.89
14	Lillian Holtery	FR-1	UCF	4:34.28
15	Emma Jane Schlageter	SO-2	North Florida	4:34.58
16	Arden La-Rose	SO-2	South Florida	4:36.24
17	Holly Little	SR-4	Saint Leo	4:36.54
18	Aoife Mahony	SR-4	Palm Beach Atlantic	4:39.32
19	Kerry Reilly	SR-4	Saint Leo	4:40.57
20	Lisa Adjouadi	JR-3	FIU	4:40.74
21	Rylee Pustilnik	SO-2	Florida	4:40.77
22	Erica Fisher	JR-3	North Florida	4:40.85
23	Maya Espinosa	SR-4	Nova Southeastern	4:41.98
24	Eden Toal	SO-2	Nova Southeastern	4:42.37
25	Macy Turcotte	SO-2	Tulane	4:42.53
26	Casey O'Connor	SO-2	Florida Atlantic	4:43.23
27	Hannah Martin	SO-2	North Florida	4:44.28
28	Breanna Stuart	Freshman	Unattached	4:44.45
29	Anna James	SO-2	Kennesaw State	4:45.15
30	Emma Mussante	SO-2	Florida Southern	4:45.56
31	Paige Jaszczak	FR-1	UCF	4:46.02
32	Faith Bobak	JR-3	Kennesaw State	4:46.93
33	Mackenzie Keller	FR-1	Embry-Riddle	4:47.09
34	Hannah Buchanan	FR-1	FIU	4:47.79
35	Riley Jaszczak	FR-1	UCF	4:48.48
36	Ally Jakubiak	FR-1	Nova Southeastern	4:48.67
37	Carly Holadia		Raider Track Club	4:48.71
38	Meagan Moreno	JR-3	Tampa	4:48.84
39	Evie McIver	SO-2	Florida State	4:48.91

PL	NAME	YEAR	TEAM	TIME
40	Elyssa Toal	SO-2	Florida Atlantic	4:48.98
41	Marissa Kempf	SO-2	Flagler	4:49.21
42	Paige Saiz	JR-3	Florida Atlantic	4:49.25
43	Emma Skinner	FR-1	Tampa	4:50.03
44	Jada Williams	FR-1	North Florida	4:50.05
45	Mackenzie Czurak	JR-3	UCF	4:50.17
46	Emily Kriney	FR-1	Tampa	4:50.45
47	Samantha Hennen	FR-1	Kennesaw State	4:50.48
48	Victoria Valdez	SO-2	South Florida	4:50.64
49	Mya Bodrato	SO-2	Jacksonville	4:50.83
50	Enola Savel	SO-2	Flagler	4:51.22
51	Sofia Lantz	FR-1	UCF	4:52.14
52	Alyssa Wyatt	FR-1	South Florida	4:52.33
53	Rachel Wheatley	FR-1	UCF	4:52.42
54	Ravyn Edge	SO-2	Embry-Riddle	4:53.06
55	Paola Bencosme	FR-1	Florida State	4:56.18
56	Jordan Stevens	JR-3	Florida Atlantic	4:57.66
57	Caitlyn Koske	SO-2	Valdosta State	4:59.80
58	Toba Kahn	FR-1	Florida State	5:00.56
59	Eden Goddard	FR-1	Flagler	5:00.73
60	McKinzie Winget	JR-3	Nova Southeastern	5:02.37
61	Leah Helms	FR-1	Florida Atlantic	5:02.45
62	Kamila Cortes		Wolfpack Distance Runners	5:02.95
63	Marisa Kortright	SO-2	Florida Southern	5:03.19
64	Carolyn Brown	JR-3	South Florida	5:04.32
65	Riley O'Regan	FR-1	Tampa	5:07.18
66	Ella Malone	FR-1	Palm Beach Atlantic	5:09.10

PL	NAME	YEAR	TEAM	TIME
67	Summer Steere	FR-1	Florida State	5:09.85
68	Kaiel Kimble	SO-2	Bethune-Cookman	5:12.25
69	Karah McElhone	SO-2	Florida Southern	5:14.03
70	Shelby Roth	SR-4	Florida College	5:15.40
71	Lauren Jones	FR-1	North Florida	5:17.18
72	Vivian Byrnes	FR-1	Florida State	5:19.66
73	Nyidjah Ives	FR-1	Bethune-Cookman	5:21.22
74	Kyleigh Rice	SO-2	Valdosta State	5:24.23
75	Madison McDonald	SO-2	Clafin	5:24.54
76	Morgan Wilson	Freshman	Unattached	5:30.00
77	Emily Haney	FR-1	Jacksonville	5:32.06
78	Emily Phillips	FR-1	Valdosta State	5:38.93
79	Lindsey Vansant	SR-4	North Florida	5:56.24
80	Stacey Clark	Sophomore	Unattached	6:23.43
	Alyson Churchill	JR-3	Florida State	DNF
	Patricija Roshofa	SR-4	South Florida	DNF

Women's 1500 Meters Section 1

PL	NAME	YEAR	TEAM	TIME
1	Gabrielle Wilkinson	SR-4	Florida	4:18.63
2	Emma Sullivan	Sophomore	Unattached	4:24.38
3	Daphnee Lavassas	SO-2	Miami (Fla.)	4:25.09
4	Kathryn Nohilly	SR-4	Florida	4:26.11
5	Mariana Rodriguez	JR-3	UCF	4:26.94
6	Emily Culley	JR-3	Florida	4:28.26
7	Natalie Varela	JR-3	Miami (Fla.)	4:28.71
8	Yasmine Abbes	SR-4	Florida State	4:29.40
9	Molly Jones	JR-3	Coastal Carolina	4:30.25

PL	NAME	YEAR	TEAM	TIME
11	Ellie Wolski	FR-1	Coastal Carolina	4:33.40
14	Lillian Holtery	FR-1	UCF	4:34.28
	Alyson Churchill	JR-3	Florida State	DNF

Women's 1500 Meters Section 2

PL	NAME	YEAR	TEAM	TIME
10	Kendall Hughes	FR-1	UCF	4:33.10
12	Reese Ragland	FR-1	Tulane	4:33.79
13	Madelyn Rodriguez	SR-4	Palm Beach Atlantic	4:33.89
15	Emma Jane Schlageter	SO-2	North Florida	4:34.58
16	Arden La-Rose	SO-2	South Florida	4:36.24
17	Holly Little	SR-4	Saint Leo	4:36.54
21	Rylee Pustilnik	SO-2	Florida	4:40.77
25	Macy Turcotte	SO-2	Tulane	4:42.53
28	Breanna Stuart	Freshman	Unattached	4:44.45
29	Anna James	SO-2	Kennesaw State	4:45.15
33	Mackenzie Keller	FR-1	Embry-Riddle	4:47.09

Women's 1500 Meters Section 3

PL	NAME	YEAR	TEAM	TIME
18	Aoife Mahony	SR-4	Palm Beach Atlantic	4:39.32
19	Kerry Reilly	SR-4	Saint Leo	4:40.57
20	Lisa Adjouadi	JR-3	FIU	4:40.74
22	Erica Fisher	JR-3	North Florida	4:40.85
23	Maya Espinosa	SR-4	Nova Southeastern	4:41.98
24	Eden Toal	SO-2	Nova Southeastern	4:42.37
26	Casey O'Connor	SO-2	Florida Atlantic	4:43.23
27	Hannah Martin	SO-2	North Florida	4:44.28
32	Faith Bobak	JR-3	Kennesaw State	4:46.93

PL	NAME	YEAR	TEAM	TIME
36	Ally Jakubiak	FR-1	Nova Southeastern	4:48.67
43	Emma Skinner	FR-1	Tampa	4:50.03
47	Samantha Hennen	FR-1	Kennesaw State	4:50.48

Women's 1500 Meters Section 4

PL	NAME	YEAR	TEAM	TIME
30	Emma Mussante	SO-2	Florida Southern	4:45.56
31	Paige Jaszczak	FR-1	UCF	4:46.02
35	Riley Jaszczak	FR-1	UCF	4:48.48
38	Meagan Moreno	JR-3	Tampa	4:48.84
39	Evie McIver	SO-2	Florida State	4:48.91
40	Elyssa Toal	SO-2	Florida Atlantic	4:48.98
41	Marissa Kempf	SO-2	Flagler	4:49.21
42	Paige Saiz	JR-3	Florida Atlantic	4:49.25
44	Jada Williams	FR-1	North Florida	4:50.05
45	Mackenzie Czurak	JR-3	UCF	4:50.17
46	Emily Kriney	FR-1	Tampa	4:50.45
48	Victoria Valdez	SO-2	South Florida	4:50.64
50	Enola Savel	SO-2	Flagler	4:51.22
51	Sofia Lantz	FR-1	UCF	4:52.14
52	Alyssa Wyatt	FR-1	South Florida	4:52.33
56	Jordan Stevens	JR-3	Florida Atlantic	4:57.66
61	Leah Helms	FR-1	Florida Atlantic	5:02.45

Women's 1500 Meters Section 5

PL	NAME	YEAR	TEAM	TIME
34	Hannah Buchanan	FR-1	FIU	4:47.79
37	Carly Holadia		Raider Track Club	4:48.71
49	Mya Bodrato	SO-2	Jacksonville	4:50.83

PL	NAME	YEAR	TEAM	TIME
53	Rachel Wheatley	FR-1	UCF	4:52.42
54	Ravyn Edge	SO-2	Embry-Riddle	4:53.06
55	Paola Bencosme	FR-1	Florida State	4:56.18
57	Caitlyn Koske	SO-2	Valdosta State	4:59.80
58	Toba Kahn	FR-1	Florida State	5:00.56
59	Eden Goddard	FR-1	Flagler	5:00.73
63	Marisa Kortright	SO-2	Florida Southern	5:03.19
64	Carolyn Brown	JR-3	South Florida	5:04.32
65	Riley O'Regan	FR-1	Tampa	5:07.18
70	Shelby Roth	SR-4	Florida College	5:15.40
71	Lauren Jones	FR-1	North Florida	5:17.18
72	Vivian Byrnes	FR-1	Florida State	5:19.66

Women's 1500 Meters Section 6

PL	NAME	YEAR	TEAM	TIME
60	McKinzie Winget	JR-3	Nova Southeastern	5:02.37
62	Kamila Cortes		Wolfpack Distance Runners	5:02.95
66	Ella Malone	FR-1	Palm Beach Atlantic	5:09.10
67	Summer Steere	FR-1	Florida State	5:09.85
68	Kaiel Kimble	SO-2	Bethune-Cookman	5:12.25
69	Karah McElhone	SO-2	Florida Southern	5:14.03
73	Nyidjah Ives	FR-1	Bethune-Cookman	5:21.22
74	Kyleigh Rice	SO-2	Valdosta State	5:24.23
75	Madison McDonald	SO-2	Claflin	5:24.54
76	Morgan Wilson	Freshman	Unattached	5:30.00
77	Emily Haney	FR-1	Jacksonville	5:32.06
78	Emily Phillips	FR-1	Valdosta State	5:38.93
79	Lindsey Vansant	SR-4	North Florida	5:56.24

PL	NAME	YEAR	TEAM	TIME
80	Stacey Clark	Sophomore	Unattached	6:23.43
	Patricija Roshofa	SR-4	South Florida	DNF

Women's 5000 Meters

Top↑

PL	NAME	YEAR	TEAM	TIME
1	Parker Valby	SO-2	Florida	15:32.44
2	Hayleigh Haid	SR-4	Jacksonville	16:29.30
3	Kamila Soja	SO-2	Nova Southeastern	17:09.80
4	Abby Schrobilgen	SO-2	Florida State	17:32.88
5	Madlen Kappeler	SR-4	Florida Atlantic	17:34.08
6	Isa Leen	SO-2	North Florida	17:36.58
7	Monika Kubai	JR-3	Flagler	17:40.86
8	Aspen Gordon	JR-3	Tampa	17:42.71
9	Anna Sentner	FR-1	Florida State	17:45.42
10	Emilie Christiansen	SR-4	FIU	17:51.09
11	Payton Capes-Davis		Unattached	17:51.10
12	Megan Churchill	SO-2	Flagler	17:56.75
13	Rachel Starr	Freshman	Unattached	17:58.66
14	Tabitha Suggs	SO-2	Tampa	17:59.08
15	Emma Millson	FR-1	North Florida	18:00.62
16	Billie Castillo	JR-3	North Florida	18:01.21
17	Raquel Lespasio	SR-4	North Florida	18:01.26
18	Penelope Sosa	FR-1	UCF	18:08.73
19	Ali Del Re	SO-2	UCF	18:10.09
20	Gianna Forte	SR-4	North Florida	18:10.29
21	Mya Stam	SO-2	Florida Southern	18:10.73
22	Harper Shaw	FR-1	Tulane	18:12.89
23	Camryn Cooney	SR-4	North Florida	18:17.61

PL	NAME	YEAR	TEAM	TIME
24	Allison Seng	JR-3	Palm Beach Atlantic	18:18.30
25	Chloe Smith	FR-1	Flagler	18:25.67
26	Matilda Horton	SO-2	Little Rock	18:28.50
27	Delilah Ayan	SR-4	FIU	18:28.79
28	Emma Sgroi	FR-1	Jacksonville	18:38.48
29	Katie Avery		Unattached	18:43.56
30	Abby Valley	SO-2	Embry-Riddle	18:46.82
31	Lauren Bing	FR-1	Florida State	18:48.77
32	Laci Watford	FR-1	North Florida	18:48.81
33	Jordan Dix	FR-1	Jacksonville	18:53.58
34	Katherine LaCroix	SO-2	Valdosta State	18:54.44
35	Holly Arrison	FR-1	Florida Atlantic	19:00.79
36	Brooke Brennan	JR-3	Florida Southern	19:02.52
37	Grace O'Malley	FR-1	Florida State	19:08.39
38	Gwen Shamel	SO-2	Palm Beach Atlantic	19:10.43
39	Lillie Mealor	FR-1	Florida State	19:14.61
40	Haley McCloskey	FR-1	Florida State	19:41.50
41	Maria O'Malley	FR-1	Florida State	20:56.02
	Isabella Richardson	FR-1	UCF	DNF
	Jada Banks	SR-4	SC State	DNF
	Mariana Rodriguez	JR-3	UCF	DNF
	Andrea Ballesterio	FR-1	UCF	DNF
	Rachel Johnson	SO-2	Florida State	DNF
	Sadie Nordmeyer	SO-2	Palm Beach Atlantic	DNF
	Laura Georgelin	FR-1	Palm Beach Atlantic	DNF
	Enola Savel	SO-2	Flagler	DNF

Women's 5000 Meters Section 1

PL	NAME	YEAR	TEAM	TIME
1	Parker Valby	SO-2	Florida	15:32.44
2	Hayleigh Haid	SR-4	Jacksonville	16:29.30
3	Kamila Soja	SO-2	Nova Southeastern	17:09.80
4	Abby Schrobilgen	SO-2	Florida State	17:32.88
5	Madlen Kappeler	SR-4	Florida Atlantic	17:34.08
6	Isa Leen	SO-2	North Florida	17:36.58
7	Monika Kubai	JR-3	Flagler	17:40.86
9	Anna Sentner	FR-1	Florida State	17:45.42
10	Emilie Christiansen	SR-4	FIU	17:51.09
12	Megan Churchill	SO-2	Flagler	17:56.75
14	Tabitha Suggs	SO-2	Tampa	17:59.08
19	Ali Del Re	SO-2	UCF	18:10.09
20	Gianna Forte	SR-4	North Florida	18:10.29
22	Harper Shaw	FR-1	Tulane	18:12.89
23	Camryn Cooney	SR-4	North Florida	18:17.61
26	Matilda Horton	SO-2	Little Rock	18:28.50
28	Emma Sgroi	FR-1	Jacksonville	18:38.48
	Laura Georgelin	FR-1	Palm Beach Atlantic	DNF
	Isabella Richardson	FR-1	UCF	DNF
	Mariana Rodriguez	JR-3	UCF	DNF

Women's 5000 Meters Section 2

PL	NAME	YEAR	TEAM	TIME
8	Aspen Gordon	JR-3	Tampa	17:42.71
11	Payton Capes-Davis		Unattached	17:51.10
13	Rachel Starr	Freshman	Unattached	17:58.66
15	Emma Millson	FR-1	North Florida	18:00.62
16	Billie Castillo	JR-3	North Florida	18:01.21

PL	NAME	YEAR	TEAM	TIME
17	Raquel Lespasio	SR-4	North Florida	18:01.26
18	Penelope Sosa	FR-1	UCF	18:08.73
21	Mya Stam	SO-2	Florida Southern	18:10.73
24	Allison Seng	JR-3	Palm Beach Atlantic	18:18.30
25	Chloe Smith	FR-1	Flagler	18:25.67
27	Delilah Ayan	SR-4	FIU	18:28.79
29	Katie Avery		Unattached	18:43.56
30	Abby Valley	SO-2	Embry-Riddle	18:46.82
31	Lauren Bing	FR-1	Florida State	18:48.77
32	Laci Watford	FR-1	North Florida	18:48.81
33	Jordan Dix	FR-1	Jacksonville	18:53.58
34	Katherine LaCroix	SO-2	Valdosta State	18:54.44
35	Holly Arrison	FR-1	Florida Atlantic	19:00.79
36	Brooke Brennan	JR-3	Florida Southern	19:02.52
37	Grace O'Malley	FR-1	Florida State	19:08.39
38	Gwen Shamel	SO-2	Palm Beach Atlantic	19:10.43
39	Lillie Mealor	FR-1	Florida State	19:14.61
40	Haley McCloskey	FR-1	Florida State	19:41.50
41	Maria O'Malley	FR-1	Florida State	20:56.02
	Enola Savel	SO-2	Flagler	DNF
	Rachel Johnson	SO-2	Florida State	DNF
	Jada Banks	SR-4	SC State	DNF
	Andrea Ballesterio	FR-1	UCF	DNF
	Sadie Nordmeyer	SO-2	Palm Beach Atlantic	DNF

Women's 100 Hurdles

Top↑

PL	NAME	YEAR	TEAM	TIME
1	Jasmine Quinn		Nike	12.29

PL	NAME	YEAR	TEAM	TIME
2	Rayniah Jones	JR-3	UCF	12.63
3	Lin Yuwei		China	12.82
4	Alexis Glasco	SO-2	Coastal Carolina	12.83
5	Michelle Atherley		Unattached	12.99
6	Sydney Clemens	JR-3	Coastal Carolina	13.19
7	Corbin McLean	SR-4	Kennesaw State	13.21
8	Tatiana Aholou		Saint Leo	13.23 +
9	Alexandra Webster	JR-3	Florida State	13.25
10	Kaylor Harris	SR-4	UCF	13.26
11	Chen Yinfeng		China	13.29
12	Chastity Pickett	JR-3	Campbell	13.35
13	Sasha Wells	Senior	Unattached	13.46
14	Amanda Kinloch	SO-2	Coastal Carolina	13.52
15	Skyla Wilson	SR-4	Miami (Fla.)	13.55
16	Cierra Pyles	JR-3	Virginia Tech	13.57
17	Lauryn Harris	JR-3	Miami (Fla.)	13.62
18	Jiang Liyunzhe		China	13.63
19	Lindsay Cooper	JR-3	High Point	13.63
20	Maoly St-Germain	Sophomore	Sherbrooke	13.77
21	Kionnah Weaver	SR-4	Illinois	13.77
22	Emma Nwofor	Senior	TruFit Athletics	13.80
23	Kailey Elliott	FR-1	Campbell	13.94
24	Christina Wende	SR-4	Buffalo	14.06
25	Latasha Dodson	Senior	Team Dodson Elite	14.15
26	Tamia Badal	JR-3	UCF	14.24
27	Olivia Brown	JR-3	Kennesaw State	14.27
28	Ebba Ahman	SO-2	High Point	14.35

PL	NAME	YEAR	TEAM	TIME
29	Emma DiVeronica	SO-2	St. Thomas (Fla.)	14.46 ✱
30	Icisy Sadler	SR-4	Rutgers	14.51 +
31	London White	SO-2	Kennesaw State	14.59
32	Fabiola Declet	JR-3	FIU	14.70
33	Scilla Benussi	JR-3	Buffalo	14.74
34	Joy Whittington	FR-1	Jacksonville	14.82
35	Holly Cassels	JR-3	UCF	14.85
36	Catherine Fleming	FR-1	Florida State	14.95
37	Laura Fodor	FR-1	Tulane	14.99
38	Allie Murphy	FR-1	Tampa	15.00
39	Alyssa Smith	JR-3	Coastal Carolina	15.10
40	Ella Madson	SO-2	Florida State	15.22
41	Maika Cuenca	JR-3	FIU	15.23
42	Jordan Singletary	SO-2	Bethune-Cookman	15.29
43	Patricija Ozolina	SO-2	Tulane	15.77
44	Alexis Doll	Sophomore	Unattached	16.00
45	Mariam Davis	SR-4	Southeastern U.	16.19
46	Lilly Wolf	SO-2	High Point	17.77
47	Jourdon Cooper	SO-2	Bethune-Cookman	17.84
	Pheijana Burnside	FR-1	Claflin	DQ

Women's 100 Hurdles Section 1

W: 3.2

PL	NAME	YEAR	TEAM	TIME
1	Jasmine Quinn		Nike	12.29
2	Rayniah Jones	JR-3	UCF	12.63
3	Lin Yuwei		China	12.82
4	Alexis Glasco	SO-2	Coastal Carolina	12.83
5	Michelle Atherley		Unattached	12.99

PL	NAME	YEAR	TEAM	TIME
9	Alexandra Webster	JR-3	Florida State	13.25
10	Kaylor Harris	SR-4	UCF	13.26
12	Chastity Pickett	JR-3	Campbell	13.35

Women's 100 Hurdles Section 2

W: 2.4

PL	NAME	YEAR	TEAM	TIME
6	Sydney Clemens	JR-3	Coastal Carolina	13.19
7	Corbin McLean	SR-4	Kennesaw State	13.21
8	Tatiana Aholou		Saint Leo	13.23 +
11	Chen Yinfeng		China	13.29
13	Sasha Wells	Senior	Unattached	13.46
16	Cierra Pyles	JR-3	Virginia Tech	13.57
18	Jiang Liyunzhe		China	13.63
22	Emma Nwofor	Senior	TruFit Athletics	13.80
27	Olivia Brown	JR-3	Kennesaw State	14.27

Women's 100 Hurdles Section 3

W: 2.5

PL	NAME	YEAR	TEAM	TIME
14	Amanda Kinloch	SO-2	Coastal Carolina	13.52
15	Skyla Wilson	SR-4	Miami (Fla.)	13.55
17	Lauryn Harris	JR-3	Miami (Fla.)	13.62
19	Lindsay Cooper	JR-3	High Point	13.63
21	Kionnah Weaver	SR-4	Illinois	13.77
23	Kailey Elliott	FR-1	Campbell	13.94
26	Tamia Badal	JR-3	UCF	14.24
28	Ebba Ahman	SO-2	High Point	14.35
30	Icisis Sadler	SR-4	Rutgers	14.51 +

Women's 100 Hurdles Section 4

W: 2.0

PL	NAME	YEAR	TEAM	TIME
20	Maoly St-Germain	Sophomore	Sherbrooke	13.77
24	Christina Wende	SR-4	Buffalo	14.06
25	Latasha Dodson	Senior	Team Dodson Elite	14.15
29	Emma DiVeronica	SO-2	St. Thomas (Fla.)	14.46 *
31	London White	SO-2	Kennesaw State	14.59
32	Fabiola Declet	JR-3	FIU	14.70
40	Ella Madson	SO-2	Florida State	15.22
41	Maika Cuenca	JR-3	FIU	15.23

Women's 100 Hurdles Section 5

W: 1.7

PL	NAME	YEAR	TEAM	TIME
33	Scilla Benussi	JR-3	Buffalo	14.74
34	Joy Whittington	FR-1	Jacksonville	14.82
35	Holly Cassels	JR-3	UCF	14.85
36	Catherine Fleming	FR-1	Florida State	14.95
39	Alyssa Smith	JR-3	Coastal Carolina	15.10
42	Jordan Singletary	SO-2	Bethune-Cookman	15.29
43	Patricija Ozolina	SO-2	Tulane	15.77
45	Mariam Davis	SR-4	Southeastern U.	16.19
47	Jourdon Cooper	SO-2	Bethune-Cookman	17.84

Women's 100 Hurdles Section 6

W: 2.3

PL	NAME	YEAR	TEAM	TIME
37	Laura Fodor	FR-1	Tulane	14.99
38	Allie Murphy	FR-1	Tampa	15.00
44	Alexis Doll	Sophomore	Unattached	16.00
46	Lilly Wolf	SO-2	High Point	17.77
	Pheijana Burnside	FR-1	Claflin	DQ

Women's 400 Hurdles

Top↑

PL	NAME	YEAR	TEAM	TIME
1	Ronda Whyte		Adidas	55.32
2	Skyla Wilson	SR-4	Miami (Fla.)	57.07
3	Yanique Haye-Smith		Unattached	57.22
4	Chastity Pickett	JR-3	Campbell	57.29
5	Reanda Richards	JR-3	Rutgers	59.62 +
6	Lindsay Cooper	JR-3	High Point	1:00.01
7	Alexandra Webster	JR-3	Florida State	1:00.34
8	Ebba Ahman	SO-2	High Point	1:00.89
9	Alicia Coleman	JR-3	UCF	1:01.43
10	Danni Stoughton	JR-3	Illinois	1:01.68
11	Kionnah Weaver	SR-4	Illinois	1:02.08
12	Laura McBride	SO-2	Embry-Riddle	1:02.42
13	Spencer Settle	SO-2	Maryland-Eastern Shore	1:02.89 +
14	Makiya Spencer	SR-4	Florida State	1:02.94
15	Allie Murphy	FR-1	Tampa	1:02.95
16	Shadae Worrell	FR-1	Georgia State	1:04.30
17	Mackenzi Evans	SO-2	Maryland-Eastern Shore	1:04.86
18	Alyssa Smith	JR-3	Coastal Carolina	1:05.44
19	London White	SO-2	Kennesaw State	1:06.23
20	Jordan Singletary	SO-2	Bethune-Cookman	1:06.62
21	Elizabeth Crosby	SR-4	Jacksonville	1:06.96
22	Raquel Grier	FR-1	Kennesaw State	1:07.87
23	Eve Shelton	SO-2	Concordia Univ. Chicago	1:08.24
24	Pheijana Burnside	FR-1	Clayton	1:09.98
25	Caliya Gee	FR-1	Bethune-Cookman	1:10.02
26	Alexis Doll	Sophomore	Unattached	1:18.16
	Amanda Kinloch	SO-2	Coastal Carolina	DNF

Women's 400 Hurdles Section 1

PL	NAME	YEAR	TEAM	TIME
1	Ronda Whyte		Adidas	55.32
2	Skyla Wilson	SR-4	Miami (Fla.)	57.07
3	Yanique Haye-Smith		Unattached	57.22
4	Chastity Pickett	JR-3	Campbell	57.29
7	Alexandra Webster	JR-3	Florida State	1:00.34

Women's 400 Hurdles Section 2

PL	NAME	YEAR	TEAM	TIME
5	Reanda Richards	JR-3	Rutgers	59.62 +
6	Lindsay Cooper	JR-3	High Point	1:00.01
8	Ebba Ahman	SO-2	High Point	1:00.89
11	Kionnah Weaver	SR-4	Illinois	1:02.08
14	Makiya Spencer	SR-4	Florida State	1:02.94
22	Raquel Grier	FR-1	Kennesaw State	1:07.87

Women's 400 Hurdles Section 3

PL	NAME	YEAR	TEAM	TIME
9	Alicia Coleman	JR-3	UCF	1:01.43
10	Danni Stoughton	JR-3	Illinois	1:01.68
12	Laura McBride	SO-2	Embry-Riddle	1:02.42
13	Spencer Settle	SO-2	Maryland-Eastern Shore	1:02.89 +
15	Allie Murphy	FR-1	Tampa	1:02.95
18	Alyssa Smith	JR-3	Coastal Carolina	1:05.44
21	Elizabeth Crosby	SR-4	Jacksonville	1:06.96
	Amanda Kinloch	SO-2	Coastal Carolina	DNF

Women's 400 Hurdles Section 4

PL	NAME	YEAR	TEAM	TIME
16	Shadae Worrell	FR-1	Georgia State	1:04.30

PL	NAME	YEAR	TEAM	TIME
17	Mackenzi Evans	SO-2	Maryland-Eastern Shore	1:04.86
19	London White	SO-2	Kennesaw State	1:06.23
20	Jordan Singletary	SO-2	Bethune-Cookman	1:06.62
23	Eve Shelton	SO-2	Concordia Univ. Chicago	1:08.24
24	Pheijana Burnside	FR-1	Claflin	1:09.98
25	Caliya Gee	FR-1	Bethune-Cookman	1:10.02
26	Alexis Doll	Sophomore	Unattached	1:18.16

Women's 3000 Steeplechase

Top↑

PL	NAME	YEAR	TEAM	TIME
1	Emma Milburn	JR-3	Illinois	10:15.79
2	Ayah Aldadah	JR-3	Illinois	10:16.46
3	Ariana Anderson	JR-3	Embry-Riddle	10:58.31 +
4	Maggie Gamboa	FR-1	Illinois	10:59.59
5	Anabell Reumann	FR-1	Florida Atlantic	11:07.46
6	Dune Costes	SR-4	Palm Beach Atlantic	11:11.43
7	Morgan Johnson	JR-3	Miami (Fla.)	11:18.43
8	Brenna Mullaney	JR-3	UCF	11:21.01
9	Mia McLain	SR-4	North Florida	11:32.21
10	Ciara Miles	SO-2	Kennesaw State	12:13.86
11	Madeline Weiler	FR-1	Jacksonville	12:51.89
	Paige Patterson	JR-3	Saint Leo	DNF

Women's 4 x 100 Relay

Top↑

PL	TEAM	ATHLETES	TIME	SC
1	Coastal Carolina	Sydney Clemens , Alexis Glasco , Amanda Kinloch , Kayla Sweeney	44.68	10
2	Miami (Fla.)	Sydney Scott , Blanca Hervas , Skyla Wilson , Sanaa Hebron	45.03	8
3	Georgia State	Chelsea Tate , Camarii Tellis , Ashanti Tigner , Maleah Heard	45.12	6

PL	TEAM	ATHLETES	TIME	SC
4	Rutgers	Jada Ellis, Dennisha Page, Azariah Grantham, Sydney Hawkins	45.30 +	4
5	Campbell	Destiny Bailey-Perkins, Chastity Pickett, Jaidyn Ramsey, Kailey Elliott	45.39	2
6	Florida A&M	Shaniya Berry, Teleda Williams, Zoe Hightower, Lauryn Hall	45.59	-
7	Little Rock	Gabby Ayiteyfio, Landri Schreier, Takia Palmer, Maliyah Holland	45.83	-
8	Florida Atlantic	Cara Simpson, Eriana Teague, Abraiya Elam, Melissa Mundell	47.02	-
9	Buffalo	Travasia Singletary, Christina Wende, Kaylah Britt, Zaria Fuller	47.18	-
10	Mercer	Chidimma Uwaomah, Bianca Browne, Ceylani Rembert, Jiya Hastings	48.30	-
11	Tampa	Jada Bolhuis, Lillian Hicks, Nicole Sullivan, Camilla Nicholas	48.36	-
	Florida State	Alexandra Webster, Dajaz Defrand, Faith Banks, Kaniya Johnson	DNF	-

Women's 4 x 100 Relay Section 1

PL	TEAM	ATHLETES	TIME
1	Coastal Carolina	Clemens, Glasco, Kinloch, Sweeney	44.68
2	Miami (Fla.)	Scott, Hervas, Wilson, Hebron	45.03
3	Georgia State	Tate, Tellis, Tigner, Heard	45.12
4	Rutgers	Ellis, Page, Grantham, Hawkins	45.30 +
6	Florida A&M	Berry, Williams, Hightower, Hall	45.59
7	Little Rock	Ayiteyfio, Schreier, Palmer, Holland	45.83
	Florida State	Webster, Defrand, Banks, Johnson	DNF

Women's 4 x 100 Relay Section 2

PL	TEAM	ATHLETES	TIME
5	Campbell	Bailey-Perkins, Pickett, Ramsey, Elliott	45.39
8	Florida Atlantic	Simpson, Teague, Elam, Mundell	47.02
9	Buffalo	Singletary, Wende, Britt, Fuller	47.18
10	Mercer	Uwaomah, Browne, Rembert, Hastings	48.30

PL	TEAM	ATHLETES	TIME
11	Tampa	Bolhuis, Hicks, Sullivan, Nicholas	48.36

Women's 4 x 400 Relay

Top↑

PL	TEAM	SQUAD	ATHLETES	TIME
1	Miami (Fla.)	A	Gabriella Grissom, Moriah Oliveira, Natalie Varela, Krystalann Bechard	3:35.42
2	Georgia State	A	Imani Flanagan, Blake Blakemore, Keniya Walker, Shadae Worrell	3:41.41
3	Florida State	A	Kaniya Johnson, Tyra Wilson, Suus Altorf, Makiya Spencer	3:42.86
4	Kennesaw State	A	Britney Chatfield, Kyndall Hudson, Raquel Grier, Sarah Hendrick	3:43.25
5	High Point	A	Lindsay Cooper, Dae'Nitra Hester, Marissa Blakely, Ebba Ahman	3:44.06
6	Illinois	A	Danni Stoughton, Ashley Oliver, Kionnah Weaver, Olivia Whatley	3:45.02
7	Jacksonville	A	Cassie Thompson, Mariandree Chacon, Joanna Rogers, Cassidra Thompson	3:45.52
8	Embry-Riddle	A	Laura McBride, Morgan Dudley, Ukeyvia Beckwith, Nina Richardson	3:47.12 +
9	Coastal Carolina	A	Amelia Canetto, Amilia Wise-Sweat, Amanda Kinloch, Lauren Gordon	3:47.47
10	Florida Atlantic	A	Cara Simpson, Eriana Teague, Jessica Lambert, Melissa Mundell	3:49.20
11	Maryland-Eastern Shore	A	Mackenzi Evans, Spencer Settle, Chloe Lucas, Shy-Ann Campbell	3:50.28 +
12	Tulane	A	Kristen O'Handley, Reese Ragland, Margot Temines, Alexis Esteves	3:51.15
13	Bethune-Cookman	A	Saniyah Tillman, Amenda Saint-Louis, Kaiel Kimble, Nyidjah Ives	3:51.72
14	Tampa	A	Nicole Sullivan, Lillian Hicks, Allie Murphy, Zahra Wilson	3:54.34
15	Florida Atlantic	B		4:02.46
16	St. Thomas (Fla.)	A	Jada Blackheart, Camille Barron, Wislande Pierre-Louis, Zona Desouza	4:08.93

Women's 4 x 400 Relay Section 1

PL	TEAM	ATHLETES	TIME
1	Miami (Fla.)	Grissom, Oliveira, Varela, Bechard	3:35.42
2	Georgia State	Flanagan, Blakemore, Walker, Worrell	3:41.41
4	Kennesaw State	Chatfield, Hudson, Grier, Hendrick	3:43.25
5	High Point	Cooper, Hester, Blakely, Ahman	3:44.06
6	Illinois	Stoughton, Oliver, Weaver, Whatley	3:45.02
9	Coastal Carolina	Canetto, Wise-Sweat, Kinloch, Gordon	3:47.47

Women's 4 x 400 Relay Section 2

PL	TEAM	ATHLETES	TIME
3	Florida State	Johnson, Wilson, Altorf, Spencer	3:42.86
7	Jacksonville	Thompson, Chacon, Rogers, Thompson	3:45.52
8	Embry-Riddle	McBride, Dudley, Beckwith, Richardson	3:47.12 +
10	Florida Atlantic	Simpson, Teague, Lambert, Mundell	3:49.20
12	Tulane	O'Handley, Ragland, Temines, Esteves	3:51.15
13	Bethune-Cookman	Tillman, Saint-Louis, Kimble, Ives	3:51.72

Women's 4 x 400 Relay Section 3

PL	TEAM	ATHLETES	TIME
11	Maryland-Eastern Shore	Evans, Settle, Lucas, Campbell	3:50.28 +
14	Tampa	Sullivan, Hicks, Murphy, Wilson	3:54.34
15	Florida Atlantic		4:02.46
16	St. Thomas (Fla.)	Blackheart, Barron, Pierre-Louis, Desouza	4:08.93

Women's High Jump

Top↑

PL	NAME	YEAR	TEAM	MARK	CONV
1	Kristi Snyman	JR-3	Jacksonville	1.80m	5' 10.75"
	1.61 PPP 1.66 O 1.71 O 1.74 O 1.77 O 1.80 O 1.84 XXX				
2	Taylor Wright	JR-3	Miami (Fla.)	1.74m	5' 8.5"
	1.61 PPP 1.66 O 1.71 XO 1.74 XO 1.77 XXX				

PL	NAME	YEAR	TEAM	MARK	CONV
3	Zaria Fuller	JR-3	Buffalo	1.71m	5' 7.25"
1.61 O	1.66 XO	1.71 O	1.74 XXX		
4	Mollie Speights	SO-2	Kennesaw State	1.71m	5' 7.25"
1.61 O	1.66 XO	1.71 XXO	1.74 XXX		
5	Natalia Madison	SO-2	UCF	1.66m	5' 5.25"
1.61 PPP	1.66 O	1.71 XXX			
5	Kristen O'Handley	SR-4	Tulane	1.66m	5' 5.25"
1.61 O	1.66 O	1.71 XXX			
7	Kaley Petrosky	SR-4	North Florida	1.66m	5' 5.25"
1.61 XO	1.66 O	1.71 XXX			
8	Kaliah Jones	JR-3	UCF	1.66m	5' 5.25"
1.61 PPP	1.66 XO	1.71 XXX			
8	Kaylee Brown	SO-2	Kennesaw State	1.66m	5' 5.25"
1.61 O	1.66 XO	1.71 XXX			
10	Camryn Lorick	SO-2	Coastal Carolina	1.66m	5' 5.25"
1.61 XXO	1.66 XO	1.71 XXX			
11	Margot Temines	SR-4	Tulane	1.66m	5' 5.25"
1.61 O	1.66 XXO	1.71 XXX			
	Olivia Hicks	SR-4	Tulane	NH	NH
1.61 XXX					
	Kadasia Evans	SR-4	Coastal Carolina	NH	NH
1.61 XXX					
	Kendall McDaniel	SO-2	South Florida	NH	NH
1.61 XXX					
	Sydney Cooper	FR-1	SC State	NH	NH

PL	NAME	YEAR	TEAM	MARK	CONV
1.61 XXX					
	Kenli Nettles	SO-2	Illinois	NH	NH
1.66 XXX					
	Jania Joseph	JR-3	Kennesaw State	NH	NH
1.61 XXX					
	Anouk Victor	FR-1	FIU	NH	NH
1.61 XXX					
	Arielle Ho	JR-3	FIU	NH	NH
1.61 XXX					
	Elise Chauvin		Unattached	NH	NH
1.61 XXX					

Women's Pole Vault

Top↑

PL	NAME	YEAR	TEAM	MARK	CONV
1	Julia Fixsen	SO-2	Virginia Tech	4.35m	14' 3.25"
3.80 XO	3.95 O	4.05 O	4.15 O	4.25 XO	4.35 O
2	Filippa Miller	JR-3	FIU	4.25m	13' 11.25"
3.95 XO	4.05 O	4.15 O	4.25 XXO		
3	Mia Morello	FR-1	Illinois	4.05m	13' 3.5"
3.65 O	3.80 O	3.95 O	4.05 XO	4.15 XXX	
4	Hayley Horvath	SR-4	Virginia Tech	4.05m	13' 3.5"
3.80 O	3.95 XXO	4.05 XO	4.15 XXX		
5	Journey Gurley	JR-3	Virginia Tech	3.95m	12' 11.5"
3.65 O	3.80 O	3.95 O	4.05 XXX		
6	Kelsey Rothas	SO-2	Illinois	3.95m	12' 11.5"
3.80 O	3.95 XO	4.05 XXX			

PL	NAME	YEAR	TEAM	MARK	CONV
7	Kenna Stimmel	FR-1	Virginia Tech	3.95m	12' 11.5"
3.80 XXO	3.95 XO	4.05 XXX			
8	Nicole Janse Van Rensburg	JR-3	FIU	3.95m	12' 11.5"
3.95 XXO	4.05 XXX				
9	Michal Tocker	FR-1	Virginia Tech	3.80m	12' 5.5"
3.65 O	3.80 XXO	3.95 XXX			
10	Rachael Ruff	SO-2	Kennesaw State	3.65m	11' 11.75"
3.50 O	3.65 O	3.80 XXX			
10	Emily Connor	JR-3	Virginia Tech	3.65m	11' 11.75"
3.50 O	3.65 O	3.80 XXX			
12	Erin Kelleher	FR-1	Virginia Tech	3.65m	11' 11.75"
3.35 O	3.50 O	3.65 XO	3.80 XXX		
13	Nicole Shepherd	Senior	Unattached	3.65m	11' 11.75"
3.20 O	3.35 O	3.50 XO	3.65 XO	3.80 XXX	
14	Ella Dolce	FR-1	South Florida	3.65m	11' 11.75"
3.65 XXO	3.80 XXX				
15	Kristina Leggas	SR-4	Tulane	3.65m	11' 11.75"
3.50 XO	3.65 XXO	3.80 XXX			
16	Riley Hunt	SO-2	South Florida	3.65m	11' 11.75"
3.50 XXO	3.65 XXO	3.80 XXX			
17	Morgan Juarez	JR-3	FIU	3.50m	11' 5.75"
3.35 O	3.50 O	3.65 XXX			
18	Audrey Wuerffel	SO-2	South Florida	3.50m	11' 5.75"
3.35 XO	3.50 O	3.65 XXX			
18	Kate Sander	JR-3	Tulane	3.50m	11' 5.75"

PL	NAME	YEAR	TEAM	MARK	CONV
3.35 XO	3.50 O	3.65 XXX			
20	Chloe Tilton	JR-3	Kennesaw State	3.50m	11' 5.75"
3.50 XXO	3.65 XXX				
20	Kiara Ivy	SR-4	Florida A&M	3.50m	11' 5.75"
3.50 XXO	3.65 XXX				
20	Grace Kowalkowski	SR-4	St. Norbert	3.50m	11' 5.75"
3.35 O	3.50 XXO	3.65 XXX			
23	Kendall Meyer	FR-1	FIU	3.35m	10' 11.75"
3.20 XO	3.35 O	3.50 XXX			
24	Lucy Brookover	FR-1	Virginia Tech	3.35m	10' 11.75"
3.05 O	3.20 O	3.35 XO	3.50 XXX	3.65	
24	Cosette Fleury	FR-1	Tulane	3.35m	10' 11.75"
3.20 O	3.35 XO	3.50 XXX			
26	Olivia Lee	FR-1	Coastal Carolina	3.20m	10' 6"
2.90 O	3.05 XO	3.20 XXO	3.35 XXX		
	Tori Thomas	SO-2	Illinois	NH	NH
3.80 XXX					
	Blythe Hehmeyer	SR-4	Citadel	NH	NH
3.50 XXX					
	Resa Akers	FR-1	Embry-Riddle	NH	NH
2.90 XXX					
	Noel Konitzer	JR-3	Embry-Riddle	NH	NH
2.90 XXX					
	Kristin Lubeskie	SR-4	FIU	NH	NH
3.80 XXX					

PL	NAME	YEAR	TEAM	MARK	CONV
	Diamara Planell Cruz		Unattached	NH	NH
4.05 XXX					

Women's Long Jump

Top↑

PL	NAME	YEAR	TEAM	MARK	CONV	
1	Michelle Atherley		Unattached	6.48m	21' 3.25"	
6.12	(1.5)	6.48 (0.9)	6.22 (0.7)	6.06 (2.2)	PASS	PASS
2	Ashley Moore	JR-3	Miami (Fla.)	6.07m	19' 11"	
6.04	(0.4)	FOUL	6.07 (0.5)	FOUL	FOUL	5.82
3	Leiya Green	JR-3	UCF	6.05m	19' 10.25"	
6.05	(0.7)	5.84 (1.6)	5.96 (2.0)	FOUL	FOUL	FOUL
4	Tacoria Humphrey	SO-2	Illinois	6.04m	19' 9.75"	
FOUL	5.82 (1.5)	6.04 (1.3)	5.99 (0.7)	5.74 (1.7)	5.80 (0.6)	
5	Victoria Gorlova	SO-2	Virginia Tech	6.04m	19' 9.75"	
5.93	(1.5)	6.04 (0.9)	FOUL	5.92 (1.4)	5.96 (2.2)	FOUL
6	Jodian Stewart		PUMA MVP International	5.99m	19' 8"	
5.99	(2.1)	5.75 (2.2)	5.54 (1.6)	5.66 (1.0)	FOUL	5.51 (0.6)
7	Tayla Moreland	SO-2	Kennesaw State	5.96m	19' 6.75"	
FOUL	5.68 (2.1)	5.96 (2.2)	FOUL	5.91 (1.0)	5.87 (0.6)	
8	Annia Ashley	JR-3	South Florida	5.94m	19' 6"	
5.66	(0.7)	5.94 (0.9)	5.88 (0.8)	5.51 (0.1)	5.64 (0.8)	5.67 (0.9)
9	Kendall McDaniel	SO-2	South Florida	5.88m	19' 3.5"	
5.88	(0.5)	5.78 (2.6)	5.63 (0.6)	5.43 (1.3)	FOUL	5.74 (0.9)
10	Julia Sue-Kam-Ling	FR-1	Jacksonville	5.88m	19' 3.5"	
5.60	(1.9)	5.88 (1.0)	FOUL			
11	Destiny Bailey-Perkins	JR-3	Campbell	5.88m	19' 3.5"	

PL	NAME	YEAR	TEAM	MARK	CONV
	FOUL	FOUL	5.88 (1.1)		
12	Maoly St-Germain	Sophomore	Sherbrooke	5.83m	19' 1.5"
	5.83 (0.8)	5.54 (0.4)	5.70 (0.4)		
13	Gianna Macones	SR-4	Miami (Fla.)	5.83m	19' 1.5"
	FOUL	FOUL	5.83 (1.5)		
14	Marquasha Myers	SR-4	Miami (Fla.)	5.70m	18' 8.5"
	5.70 (0.9)	5.58 (1.9)	FOUL		
15	Bria Allen	SR-4	Little Rock	5.65m	18' 6.5"
	5.65 (0.9)	5.50 (1.9)	5.49 (1.1)		
16	Keiran Martin	SO-2	Coastal Carolina	5.64m	18' 6"
	5.43 (0.6)	5.48 (1.2)	5.64 (2.1)		
17	Cambree Harbaugh		Unattached	5.59m	18' 4.25"
	5.58 (0.9)	5.50 (1.9)	5.59 (1.1)		
18	Sydney Scott	SR-4	Miami (Fla.)	5.59m	18' 4.25"
	FOUL	5.59 (0.4)	5.56 (1.5)		
19	Alicia Dawson	SR-4	High Point	5.57m	18' 3.25"
	FOUL	5.56 (1.6)	5.57 (2.0)		
20	Lauryn Harris	JR-3	Miami (Fla.)	5.57m	18' 3.25"
	FOUL	FOUL	5.57 (+0.0)		
21	Mia Lewis	FR-1	Coastal Carolina	5.55m	18' 2.5"
	5.55 (2.1)	5.28 (0.7)	5.01 (1.9)		
22	Jaelyn Tucker	JR-3	Little Rock	5.51m	18' 1"
	5.22 (0.4)	5.51 (2.0)	5.37 (0.7)		
23	Jadaja Baxter	SO-2	South Florida	5.49m	18' 0.25"
	FOUL	FOUL	5.49 (0.7)		
24	Patricija Ozolina	SO-2	Tulane	5.47m	17' 11.5"
	5.37 (-1.0)	5.47 (0.7)	5.46 (1.8)		

PL	NAME	YEAR	TEAM	MARK	CONV
25	Sydney Spaeth	SR-4	St. Norbert	5.42m	17' 9.5"
	5.40 (2.1) 5.42 (1.2) 5.41 (0.5)				
26	Gabby Ayiteyfiio	SO-2	Little Rock	5.40m	17' 8.75"
	FOUL FOUL 5.40 (2.1)				
27	Fabiola Declet	JR-3	FIU	5.38m	17' 8"
	FOUL 5.18 (0.6) 5.38 (1.2)				
28	Stormm Phillips		Tallahassee Zoom Track Cl	5.36m	17' 7"
	FOUL 5.36 (0.9) FOUL				
29	Dahlia Barnes	SR-4	Florida Atlantic	5.34m	17' 6.25"
	5.10 (1.5) 5.34 (0.8) 5.21 (-0.3)				
30	Kaia Todd	SO-2	Tulane	5.30m	17' 4.75"
	5.30 (2.0) FOUL 5.01 (0.6)				
31	Maika Cuenca	JR-3	FIU	5.30m	17' 4.75"
	5.30 (0.8) FOUL FOUL				
32	Destiny St. Cyr	FR-1	Coastal Carolina	5.26m	17' 3.25"
	5.26 (0.6) FOUL 5.00 (1.0)				
33	Olivia Brown	JR-3	Kennesaw State	5.24m	17' 2.25"
	5.24 (0.5) 4.91 (2.6) 4.95 (0.6)				
34	Laura Fodor	FR-1	Tulane	5.23m	17' 2"
	FOUL 5.23 (0.3) FOUL				
35	Anna Cincotta	SO-2	Florida Atlantic	5.17m	16' 11.5"
	5.17 (0.5) 5.09 (-0.7) 5.04 (1.0)				
36	Nicole Makope	SO-2	St. Norbert	4.96m	16' 3.25"
	4.88 (1.8) 4.92 (3.0) 4.96 (0.6)				
37	Rafaela Marchini	SO-2	North Florida	4.89m	16' 0.5"
	FOUL 4.74 (0.3) 4.89 (0.6)				
38	Claire Spiller	FR-1	Coastal Carolina	4.89m	16' 0.5"

PL	NAME	YEAR	TEAM	MARK	CONV
	FOUL	FOUL	4.89 (0.2)		
39	Naturee Thomas	FR-1	Coastal Carolina	4.75m	15' 7"
	4.32 (1.2)	4.75 (2.0)	FOUL		
40	hollie mann	Junior	Unattached	4.74m	15' 6.75"
	4.63 (1.3)	4.69 (0.2)	4.74 (1.0)		
41	Pria Pullian	FR-1	Mercer	4.20m	13' 9.5"
	FOUL	4.20 (2.0)	FOUL		
	Faithlyn Irving	JR-3	Maryland-Eastern Shore	FOUL	NM
	FOUL	FOUL	FOUL		
	Nadia Reese	FR-1	SC State	FOUL	NM
	FOUL				
	Kierra Cox	JR-3	SC State	FOUL	NM
	FOUL				
	Loren Johnson	JR-3	South Florida	FOUL	NM
	FOUL	FOUL	FOUL		
	Natalia Madison	SO-2	UCF	FOUL	NM
	FOUL	FOUL	FOUL		
	Aleks Futschek	Freshman	Unattached	FOUL	NM
	FOUL	FOUL	FOUL		

Women's Long Jump Flight 1

PL	NAME	YEAR	TEAM	MARK
22	Jaelyn Tucker	JR-3	Little Rock	5.51m
30	Kaia Todd	SO-2	Tulane	5.30m
37	Rafaela Marchini	SO-2	North Florida	4.89m
38	Claire Spiller	FR-1	Coastal Carolina	4.89m
39	Naturee Thomas	FR-1	Coastal Carolina	4.75m
40	hollie mann	Junior	Unattached	4.74m

PL	NAME	YEAR	TEAM	MARK
41	Pria Pullian	FR-1	Mercer	4.20m
	Kierra Cox	JR-3	SC State	FOUL
	Nadia Reese	FR-1	SC State	FOUL
	Aleks Futschek	Freshman	Unattached	FOUL

Women's Long Jump Flight 2

PL	NAME	YEAR	TEAM	MARK
10	Julia Sue-Kam-Ling	FR-1	Jacksonville	5.88m
12	Maoly St-Germain	Sophomore	Sherbrooke	5.83m
16	Keiran Martin	SO-2	Coastal Carolina	5.64m
21	Mia Lewis	FR-1	Coastal Carolina	5.55m
24	Patricija Ozolina	SO-2	Tulane	5.47m
25	Sydney Spaeth	SR-4	St. Norbert	5.42m
26	Gabby Ayiteyfi	SO-2	Little Rock	5.40m
27	Fabiola Declet	JR-3	FIU	5.38m
29	Dahlia Barnes	SR-4	Florida Atlantic	5.34m
32	Destiny St. Cyr	FR-1	Coastal Carolina	5.26m
34	Laura Fodor	FR-1	Tulane	5.23m
35	Anna Cincotta	SO-2	Florida Atlantic	5.17m
36	Nicole Makope	SO-2	St. Norbert	4.96m

Women's Long Jump Flight 3

PL	NAME	YEAR	TEAM	MARK
3	Leiya Green	JR-3	UCF	6.05m
7	Tayla Moreland	SO-2	Kennesaw State	5.96m
11	Destiny Bailey-Perkins	JR-3	Campbell	5.88m
13	Gianna Macones	SR-4	Miami (Fla.)	5.83m
15	Bria Allen	SR-4	Little Rock	5.65m
18	Sydney Scott	SR-4	Miami (Fla.)	5.59m

PL	NAME	YEAR	TEAM	MARK
28	Stormm Phillips		Tallahassee Zoom Track Cl	5.36m
31	Maika Cuenca	JR-3	FIU	5.30m
33	Olivia Brown	JR-3	Kennesaw State	5.24m
	Natalia Madison	SO-2	UCF	FOUL
	Loren Johnson	JR-3	South Florida	FOUL
	Faithlyn Irving	JR-3	Maryland-Eastern Shore	FOUL

Women's Long Jump Flight 4

PL	NAME	YEAR	TEAM	MARK
1	Michelle Atherley		Unattached	6.48m
2	Ashley Moore	JR-3	Miami (Fla.)	6.07m
4	Tacoria Humphrey	SO-2	Illinois	6.04m
5	Victoria Gorlova	SO-2	Virginia Tech	6.04m
6	Jodian Stewart		PUMA MVP International	5.99m
8	Annia Ashley	JR-3	South Florida	5.94m
9	Kendall McDaniel	SO-2	South Florida	5.88m
14	Marquasha Myers	SR-4	Miami (Fla.)	5.70m
17	Cambree Harbaugh		Unattached	5.59m
19	Alicia Dawson	SR-4	High Point	5.57m
20	Lauryn Harris	JR-3	Miami (Fla.)	5.57m
23	Jadaja Baxter	SO-2	South Florida	5.49m

Women's Triple Jump

Top↑

PL	NAME	YEAR	TEAM	MARK	CONV
1	Victoria Gorlova	SO-2	Virginia Tech	13.54m	44' 5.25"
13.02 (0.6) 13.54 (0.7) FOUL 13.07 (1.1) 12.97 (0.5) 13.25 (1.4)					
2	Stormm Phillips		Tallahassee Zoom Track Cl	12.77m	41' 10.75"
12.77 (1.8) 12.65 (3.3) 12.55 (2.0) 12.21 (0.3) 12.71 (0.8) 12.70 (0.8)					

PL	NAME	YEAR	TEAM	MARK	CONV
3	Marquasha Myers	SR-4	Miami (Fla.)	12.73m	41' 9.25"
	12.47 (2.9) 12.48 (1.3) 12.73 (1.0) 12.50 (2.5) FOUL 12.14 (0.4)				
4	Alicia Dawson	SR-4	High Point	12.67m	41' 7"
	11.27 (0.7) FOUL 12.40 (1.0) 12.20 (1.6) 12.02 (2.3) 12.67 (0.9)				
5	Tayla Moreland	SO-2	Kennesaw State	12.62m	41' 5"
	12.62 (3.0) FOUL 12.03 (0.5) 12.10 (1.0) FOUL FOUL				
6	Allanah Lee	SR-4	Illinois	12.60m	41' 4.25"
	12.60 (1.0) 12.50 (0.9) 12.19 (2.0) 12.42 (0.5) 12.07 (0.7) 12.13 (0.9)				
7	Annia Ashley	JR-3	South Florida	12.54m	41' 1.75"
	11.83 (0.8) 12.54 (0.7) FOUL 12.37 (1.1) 12.23 (2.2) FOUL				
7	Kara Steele	SR-4	Tulane	12.54m	41' 1.75"
	12.35 (1.8) 12.54 (1.7) FOUL 12.37 (1.2) 12.30 (1.0) 12.20 (0.7)				
9	Christina Wende	SR-4	Buffalo	12.50m	41' 0.25"
	11.55 (2.7) FOUL 12.47 (0.6) 12.38 (0.7) 12.50 (0.7) 11.95 (0.8)				
10	Mikaela Miles	FR-1	Embry-Riddle	12.14m +	39' 10"
	12.05 (1.2) FOUL 12.14 (0.8)				
11	Ashley Oliver	FR-1	Illinois	12.09m	39' 8"
	12.09 (0.2) 12.00 (0.6) FOUL				
12	Sydney Spaeth	SR-4	St. Norbert	12.06m	39' 7"
	11.69 (0.4) 11.82 (0.3) 12.06 (0.6)				
13	Lauren Johnson	SO-2	Bethune-Cookman	11.96m	39' 3"
	FOUL 11.54 (1.0) 11.96 (0.5)				
14	Victoria Joyce	FR-1	Kennesaw State	11.83m	38' 9.75"
	11.83 (1.9) 11.74 (0.5) 11.80 (0.8)				
14	Lauren Stern	FR-1	Miami (Fla.)	11.83m	38' 9.75"
	FOUL FOUL 11.83 (1.1)				
16	Mia Lewis	FR-1	Coastal Carolina	11.80m	38' 8.75"

PL	NAME	YEAR	TEAM	MARK	CONV
11.41	(2.4) 11.33 (-0.2) 11.80 (1.1)				
17	Kaylah Britt	SR-4	Buffalo	11.79m	38' 8.25"
FOUL	FOUL 11.79 (0.4)				
18	Claire Spiller	FR-1	Coastal Carolina	11.76m	38' 7"
FOUL	11.75 (-0.1) 11.76 (1.0)				
18	Loren Johnson	JR-3	South Florida	11.76m	38' 7"
11.70	(1.8) FOUL 11.76 (0.7)				
20	Kaia Todd	SO-2	Tulane	11.66m	38' 3.25"
FOUL	11.55 (0.5) 11.66 (1.6)				
21	Sela Gur-Arie	SO-2	Jacksonville	11.52m	37' 9.5"
11.52	(0.5) FOUL FOUL				
	Naturee Thomas	FR-1	Coastal Carolina	FOUL	NM
FOUL	FOUL FOUL				
	Rachel Robertson	JR-3	Miami (Fla.)	FOUL	NM
FOUL	FOUL FOUL				

Women's Triple Jump Flight 1

PL	NAME	YEAR	TEAM	MARK
10	Mikaela Miles	FR-1	Embry-Riddle	12.14m 
11	Ashley Oliver	FR-1	Illinois	12.09m
12	Sydney Spaeth	SR-4	St. Norbert	12.06m
13	Lauren Johnson	SO-2	Bethune-Cookman	11.96m
14	Victoria Joyce	FR-1	Kennesaw State	11.83m
14	Lauren Stern	FR-1	Miami (Fla.)	11.83m
16	Mia Lewis	FR-1	Coastal Carolina	11.80m
18	Claire Spiller	FR-1	Coastal Carolina	11.76m
18	Loren Johnson	JR-3	South Florida	11.76m
20	Kaia Todd	SO-2	Tulane	11.66m

PL	NAME	YEAR	TEAM	MARK
21	Sela Gur-Arie	SO-2	Jacksonville	11.52m
	Naturee Thomas	FR-1	Coastal Carolina	FOUL



Women's Triple Jump Flight 2

PL	NAME	YEAR	TEAM	MARK
1	Victoria Gorlova	SO-2	Virginia Tech	13.54m
2	Stormm Phillips		Tallahassee Zoom Track Cl	12.77m
3	Marquasha Myers	SR-4	Miami (Fla.)	12.73m
4	Alicia Dawson	SR-4	High Point	12.67m
5	Tayla Moreland	SO-2	Kennesaw State	12.62m
6	Allanah Lee	SR-4	Illinois	12.60m
7	Kara Steele	SR-4	Tulane	12.54m
7	Annia Ashley	JR-3	South Florida	12.54m
9	Christina Wende	SR-4	Buffalo	12.50m
17	Kaylah Britt	SR-4	Buffalo	11.79m
	Rachel Robertson	JR-3	Miami (Fla.)	FOUL

Women's Shot Put

Top↑

PL	NAME	YEAR	TEAM	MARK	CONV
1	Hannah Hall	SR-4	Miami (Fla.)	16.94m	55' 7"
16.94	FOUL	FOUL	16.54	16.87	FOUL
2	Erikka Hill	SO-2	Miami (Fla.)	15.48m	50' 9.5"
15.45	14.95	14.90	15.48	15.42	15.10
3	Bessline Verneau	SR-4	FIU	14.37m	47' 1.75"
FOUL	12.97	FOUL	14.37	FOUL	FOUL
4	Selina Dantzler	SR-4	Miami (Fla.)	14.31m	46' 11.5"
14.31	FOUL	PASS	PASS	PASS	PASS
5	Letizia Marsico	JR-3	High Point	14.27m	46' 10"
14.27	FOUL	FOUL	FOUL	FOUL	PASS

PL	NAME	YEAR	TEAM	MARK	CONV
6	Teasha McKoy	SR-4	Buffalo	14.17m	46' 6"
	FOUL	14.17	FOUL	FOUL	FOUL
7	Kristina Rakocevic	SR-4	Miami (Fla.)	13.98m	45' 10.5"
	13.52	13.66	13.98	FOUL	FOUL
8	Maren Butler	SR-4	Tulane	13.53m	44' 4.75"
	13.53	FOUL	13.52	FOUL	FOUL
9	Alliya Boothe	SO-2	South Florida	13.24m	43' 5.25"
	FOUL	FOUL	13.24	FOUL	FOUL
10	Eriana Sanford	JR-3	Kennesaw State	12.83m	42' 1.25"
	12.47	FOUL	12.83		
11	Trevia Gumbs		Unattached	12.68m	41' 7.25"
	12.65	12.16	12.68		
12	Tatiana Corso	SR-4	Citadel	12.40m	40' 8.25"
	12.06	12.40	FOUL		
13	Kloey Pickens	SO-2	Columbia Int'l	12.35m 	40' 6.25"
	12.03	12.35	12.03		
14	Michelle Atherley		Unattached	12.14m	39' 10"
	FOUL	12.14	FOUL		
15	Gabby Bryan	JR-3	FIU	11.85m	38' 10.5"
	11.85	11.75	FOUL		
16	Denae Hill	SO-2	Florida A&M	11.67m	38' 3.5"
	11.60	FOUL	11.67		
17	Madeline Bobinski	SR-4	Concordia Univ. Chicago	11.58m	38' 0"
	11.50	11.58	FOUL		
18	London Shaw	SR-4	Florida A&M	11.50m	37' 8.75"
	11.25	11.50	11.35		

PL	NAME	YEAR	TEAM	MARK	CONV
19	Bella Gonzalez	FR-1	Tulane	11.33m	37' 2.25"
10.70	11.33	10.96			
20	Kennedy Hill	JR-3	Florida A&M	11.29m	37' 0.5"
FOUL	11.29	FOUL			
21	Raziyah Ware	FR-1	Bethune-Cookman	11.06m	36' 3.5"
10.06	10.36	11.06			
22	Indya Hansley	SR-4	Maryland-Eastern Shore	10.82m	35' 6"
10.65	FOUL	10.82			
23	Amaya Mitchell-Howard	FR-1	Bethune-Cookman	10.79m	35' 5"
10.79	9.34	9.91			
24	Alyssa Dismuke	FR-1	Tulane	10.68m	35' 0.5"
10.68	FOUL	FOUL			
25	Yesenia Benjamin	FR-1	SC State	10.65m	34' 11.25"
10.65	FOUL	FOUL			
26	Maika Cuenca	JR-3	FIU	10.56m	34' 7.75"
10.56	FOUL	FOUL			
27	Fabiola Declet	JR-3	FIU	9.65m	31' 8"
FOUL	9.65	FOUL			
28	Jourdon Cooper	SO-2	Bethune-Cookman	8.01m	26' 3.5"
8.01	7.41	7.11			
	Kali Terza	SO-2	Kennesaw State	NM	NM
	Toynelle Ming	SR-4	St. Thomas (Fla.)	NM	NM

Women's Shot Put Flight 1

PL	NAME	YEAR	TEAM	MARK
13	Kloey Pickens	SO-2	Columbia Int'l	12.35m  
14	Michelle Atherley		Unattached	12.14m
15	Gabby Bryan	JR-3	FIU	11.85m
18	London Shaw	SR-4	Florida A&M	11.50m
19	Bella Gonzalez	FR-1	Tulane	11.33m
20	Kennedy Hill	JR-3	Florida A&M	11.29m
21	Raziyah Ware	FR-1	Bethune-Cookman	11.06m
22	Indya Hansley	SR-4	Maryland-Eastern Shore	10.82m
23	Amaya Mitchell-Howard	FR-1	Bethune-Cookman	10.79m
24	Alyssa Dismuke	FR-1	Tulane	10.68m
25	Yesenia Benjamin	FR-1	SC State	10.65m
26	Maika Cuenca	JR-3	FIU	10.56m
27	Fabiola Declet	JR-3	FIU	9.65m
28	Jourdon Cooper	SO-2	Bethune-Cookman	8.01m
	Toynelle Ming	SR-4	St. Thomas (Fla.)	NM
	Kali Terza	SO-2	Kennesaw State	NM

Women's Shot Put Flight 2

PL	NAME	YEAR	TEAM	MARK
1	Hannah Hall	SR-4	Miami (Fla.)	16.94m
2	Erikka Hill	SO-2	Miami (Fla.)	15.48m
3	Bessline Verneau	SR-4	FIU	14.37m
4	Selina Dantzler	SR-4	Miami (Fla.)	14.31m
5	Letizia Marsico	JR-3	High Point	14.27m
6	Teasha McKoy	SR-4	Buffalo	14.17m
7	Kristina Rakocevic	SR-4	Miami (Fla.)	13.98m
8	Maren Butler	SR-4	Tulane	13.53m
9	Alliya Boothe	SO-2	South Florida	13.24m

PL	NAME	YEAR	TEAM	MARK
10	Eriana Sanford	JR-3	Kennesaw State	12.83m
11	Trevia Gumbs		Unattached	12.68m
12	Tatiana Corso	SR-4	Citadel	12.40m
16	Denae Hill	SO-2	Florida A&M	11.67m
17	Madeline Bobinski	SR-4	Concordia Univ. Chicago	11.58m

Women's Discus

Top↑

PL	NAME	YEAR	TEAM	MARK	CONV
1	Adrienne Adams	JR-3	UCF	55.80m	183' 1"
FOUL	55.80	FOUL	52.63	53.43	FOUL
2	Kristina Rakocevic	SR-4	Miami (Fla.)	54.83m	179' 11"
53.74	54.46	53.99	FOUL	54.83	FOUL
3	Michaelle Valentin	SO-2	FIU	52.51m	172' 3"
FOUL	FOUL	52.51	48.60	51.93	FOUL
4	Qua'liyyah Taylor	SO-2	FIU	50.75m	166' 6"
50.75	49.74	FOUL	48.80	FOUL	FOUL
5	Maren Butler	SR-4	Tulane	47.60m	156' 2"
44.82	FOUL	47.60	46.40	FOUL	46.79
6	Fabrienne Foster	FR-1	FIU	47.39m	155' 6"
43.37	45.47	FOUL	FOUL	47.39	FOUL
7	Letizia Marsico	JR-3	High Point	46.96m	154' 1"
43.67	46.96	44.42	43.78	45.99	FOUL
8	Amanda Scattergood	SR-4	High Point	42.64m	139' 11"
41.55	39.27	42.64	38.95	38.74	42.54
9	Sophia Gustely	JR-3	Embry-Riddle	41.95m	137' 7"
FOUL	41.95	40.52	39.24	39.04	FOUL
10	Nicole Whitaker	JR-3	UCF	40.46m	132' 9"

PL	NAME	YEAR	TEAM	MARK	CONV
38.76	39.37	40.46			
11	Madison Morris	SO-2	Embry-Riddle	39.47m	129' 6"
39.47	FOUL	FOUL			
12	Kennedy Hill	JR-3	Florida A&M	38.92m	127' 8"
38.92	38.44	FOUL			
13	Gaia Ndiaye	FR-1	FIU	38.78m	127' 3"
FOUL	38.78	36.64			
14	Toynelle Ming	SR-4	St. Thomas (Fla.)	38.50m	126' 4"
FOUL	38.50	FOUL			
15	Gabrielle Harding	JR-3	Concordia Univ. Chicago	38.42m	126' 0"
FOUL	38.42	FOUL			
16	Bella Gonzalez	FR-1	Tulane	37.10m	121' 9"
37.10	34.99	34.97			
17	Dazanni Hinton	JR-3	Columbia Int'l	36.88m 	121' 0"
36.88	FOUL	FOUL			
18	Alyssa Dismuke	FR-1	Tulane	36.77m	120' 8"
35.60	36.77	36.58			
19	Tatiana Corso	SR-4	Citadel	36.39m	119' 5"
34.79	36.39	35.61			
20	Norah Bice	SO-2	Tulane	35.64m	116' 11"
33.05	32.93	35.64			
21	London Shaw	SR-4	Florida A&M	34.66m	113' 8"
34.66	FOUL	33.05			
22	Denae Hill	SO-2	Florida A&M	34.42m	112' 11"
34.42	FOUL	33.20			
23	Karen Odoemene	SR-4	Florida A&M	34.07m	111' 9"

PL	NAME	YEAR	TEAM	MARK	CONV
	FOUL 34.07 FOUL				
24	Yesenia Benjamin	FR-1	SC State	33.49m	109' 10"
	32.70 33.49 32.99				
25	Madeline Bobinski	SR-4	Concordia Univ. Chicago	32.64m	107' 1"
	FOUL 32.64 FOUL				
26	Indya Hansley	SR-4	Maryland-Eastern Shore	29.14m	95' 7"
	FOUL 29.14 FOUL				
27	Raziyah Ware	FR-1	Bethune-Cookman	29.01m	95' 2"
	FOUL 29.01 FOUL				
28	Joni Dice	SO-2	Palm Beach Atlantic	28.40m	93' 2"
	21.23 28.40 26.26				
	Hannah Hall	SR-4	Miami (Fla.)	FOUL	NM
	FOUL FOUL FOUL				
	Eriana Sanford	JR-3	Kennesaw State	FOUL	NM
	FOUL FOUL FOUL				
	Teasha McKoy	SR-4	Buffalo	FOUL	NM
	FOUL FOUL FOUL				

Women's Discus Flight 1

PL	NAME	YEAR	TEAM	MARK
12	Kennedy Hill	JR-3	Florida A&M	38.92m
15	Gabrielle Harding	JR-3	Concordia Univ. Chicago	38.42m
16	Bella Gonzalez	FR-1	Tulane	37.10m
17	Dazanni Hinton	JR-3	Columbia Int'l	36.88m  
18	Alyssa Dismuke	FR-1	Tulane	36.77m
19	Tatiana Corso	SR-4	Citadel	36.39m
22	Denae Hill	SO-2	Florida A&M	34.42m

PL	NAME	YEAR	TEAM	MARK
23	Karen Odoemene	SR-4	Florida A&M	34.07m
24	Yesenia Benjamin	FR-1	SC State	33.49m
27	Raziyah Ware	FR-1	Bethune-Cookman	29.01m
28	Joni Dice	SO-2	Palm Beach Atlantic	28.40m

Women's Discus Flight 2

PL	NAME	YEAR	TEAM	MARK
5	Maren Butler	SR-4	Tulane	47.60m
7	Letizia Marsico	JR-3	High Point	46.96m
8	Amanda Scattergood	SR-4	High Point	42.64m
9	Sophia Gustely	JR-3	Embry-Riddle	41.95m
11	Madison Morris	SO-2	Embry-Riddle	39.47m
13	Gaia Ndiaye	FR-1	FIU	38.78m
14	Toynelle Ming	SR-4	St. Thomas (Fla.)	38.50m
20	Norah Bice	SO-2	Tulane	35.64m
21	London Shaw	SR-4	Florida A&M	34.66m
25	Madeline Bobinski	SR-4	Concordia Univ. Chicago	32.64m
26	Indya Hansley	SR-4	Maryland-Eastern Shore	29.14m

Women's Discus Flight 3

PL	NAME	YEAR	TEAM	MARK
1	Adrienne Adams	JR-3	UCF	55.80m
2	Kristina Rakocevic	SR-4	Miami (Fla.)	54.83m
3	Michaelle Valentin	SO-2	FIU	52.51m
4	Qua'liyyah Taylor	SO-2	FIU	50.75m
6	Fabrienne Foster	FR-1	FIU	47.39m
10	Nicole Whitaker	JR-3	UCF	40.46m
	Teasha McKoy	SR-4	Buffalo	FOUL
	Eriana Sanford	JR-3	Kennesaw State	FOUL

PL	NAME	YEAR	TEAM	MARK
	Hannah Hall	SR-4	Miami (Fla.)	FOUL

Women's Hammer

Top↑

PL	NAME	YEAR	TEAM	MARK	CONV
1	Kali Terza	SO-2	Kennesaw State	64.33m	211' 1"
60.70	62.34	64.33	62.18	62.55	61.82
2	Michaelle Valentin	SO-2	FIU	58.72m	192' 8"
57.32	FOUL	58.72	FOUL	FOUL	FOUL
3	Olivia Campbell	FR-1	Illinois	57.76m	189' 6"
FOUL	57.70	57.76	57.37	57.33	54.00
4	Megan Cook		Unattached	57.30m	188' 0"
FOUL	FOUL	57.30	FOUL	FOUL	FOUL
5	Zayna Fray-Samuel	SO-2	Coastal Carolina	57.14m	187' 6"
49.34	57.14	FOUL	FOUL	FOUL	57.01
6	Gabby Bryan	JR-3	FIU	56.94m	186' 10"
54.95	53.11	FOUL	55.80	56.81	56.94
7	Chloe Hill	JR-3	UCF	56.61m	185' 9"
52.17	FOUL	56.61	FOUL	55.93	FOUL
8	Tynelle Gumbs		Unattached	52.03m	170' 8"
49.49	51.18	52.03	51.14	47.71	FOUL
9	Lauralyn Clifford	SO-2	Coastal Carolina	51.14m	167' 9"
47.57	49.52	51.14	48.63	FOUL	FOUL
10	Ashlyn Green	JR-3	UCF	50.99m	167' 3"
49.66	FOUL	50.99			
11	Eriana Sanford	JR-3	Kennesaw State	50.49m	165' 8"
FOUL	45.57	50.49			
12	Elizabeth Alfred	JR-3	FIU	49.91m	163' 9"
FOUL	49.91	44.18			

PL	NAME	YEAR	TEAM	MARK	CONV
13	Karen Odoemene	SR-4	Florida A&M	49.76m	163' 3"
49.76	FOUL	FOUL			
14	Fabrienne Foster	FR-1	FIU	48.98m	160' 8"
45.77	48.98	47.47			
15	Cameron Scheiblauber	SO-2	Kennesaw State	47.31m	155' 2"
44.79	47.31	46.24			
16	Riley Simmons	FR-1	Florida State	47.28m	155' 1"
47.28	FOUL	47.14			
17	Alliya Boothe	SO-2	South Florida	47.18m	154' 9"
FOUL	FOUL	47.18			
18	Gabrielle Harding	JR-3	Concordia Univ. Chicago	45.49m	149' 3"
43.68	45.41	45.49			
19	Tatiana Corso	SR-4	Citadel	44.69m	146' 7"
43.70	42.72	44.69			
20	Amanda Scattergood	SR-4	High Point	42.67m	140' 0"
42.67	42.49	FOUL			
21	Denae Hill	SO-2	Florida A&M	38.04m	124' 10"
35.00	34.54	38.04			
22	Latia Saunders	SO-2	Florida A&M	34.59m	113' 6"
FOUL	FOUL	34.59			
23	London Shaw	SR-4	Florida A&M	34.23m	112' 4"
34.23	FOUL	FOUL			
	Indya Hansley	SR-4	Maryland-Eastern Shore	FOUL	NM
FOUL	FOUL	FOUL			
	Dazanni Hinton	JR-3	Columbia Int'l	FOUL	NM
FOUL	FOUL	FOUL			
	Kennedy Hill	JR-3	Florida A&M	FOUL	NM

PL	NAME	YEAR	TEAM	MARK	CONV
FOUL	FOUL	FOUL			

Women's Hammer Flight 1

PL	NAME	YEAR	TEAM	MARK
13	Karen Odoemene	SR-4	Florida A&M	49.76m
14	Fabrienne Foster	FR-1	FIU	48.98m
15	Cameron Scheiblauber	SO-2	Kennesaw State	47.31m
16	Riley Simmons	FR-1	Florida State	47.28m
18	Gabrielle Harding	JR-3	Concordia Univ. Chicago	45.49m
19	Tatiana Corso	SR-4	Citadel	44.69m
20	Amanda Scattergood	SR-4	High Point	42.67m
21	Denae Hill	SO-2	Florida A&M	38.04m
22	Latia Saunders	SO-2	Florida A&M	34.59m
23	London Shaw	SR-4	Florida A&M	34.23m
	Dazanni Hinton	JR-3	Columbia Int'l	FOUL
	Kennedy Hill	JR-3	Florida A&M	FOUL
	Indya Hansley	SR-4	Maryland-Eastern Shore	FOUL

Women's Hammer Flight 2

PL	NAME	YEAR	TEAM	MARK
1	Kali Terza	SO-2	Kennesaw State	64.33m
2	Michaelle Valentin	SO-2	FIU	58.72m
3	Olivia Campbell	FR-1	Illinois	57.76m
4	Megan Cook		Unattached	57.30m
5	Zayna Fray-Samuel	SO-2	Coastal Carolina	57.14m
6	Gabby Bryan	JR-3	FIU	56.94m
7	Chloe Hill	JR-3	UCF	56.61m
8	Tynelle Gumbs		Unattached	52.03m
9	Lauralyn Clifford	SO-2	Coastal Carolina	51.14m

PL	NAME	YEAR	TEAM	MARK
10	Ashlyn Green	JR-3	UCF	50.99m
11	Eriana Sanford	JR-3	Kennesaw State	50.49m
12	Elizabeth Alfred	JR-3	FIU	49.91m
17	Alliya Boothe	SO-2	South Florida	47.18m

Women's Javelin

Top↑

PL	NAME				YEAR	TEAM	MARK	CONV
1	Kaylee Clark				FR-1	Kennesaw State	45.42m	149' 0"
	39.78	45.30	45.42	42.41	FOUL	44.26		
2	Erikka Hill				SO-2	Miami (Fla.)	45.26m	148' 6"
	FOUL	39.09	FOUL	36.60	40.53	45.26		
3	Ali Wilson-Ruffin				SO-2	Citadel	45.24m	148' 5"
	45.24	41.68	43.87	42.58	FOUL	FOUL		
4	Kara Schiek				JR-3	Tulane	43.47m	142' 7"
	36.91	43.47	FOUL	39.78	40.50	FOUL		
5	Kaitlyn Corral				SR-4	Kennesaw State	43.23m	141' 10"
	40.13	FOUL	40.87	41.93	41.72	43.23		
6	Hannah Jansen				FR-1	FIU	43.16m	141' 7"
	43.16	FOUL	FOUL	42.20	FOUL	42.61		
7	Maxime Kirschner				FR-1	Embry-Riddle	42.17m 	138' 4"
	38.64	39.74	42.17	41.73	39.76	FOUL		
8	Trinity Clark				SR-4	Slippery Rock	41.95m 	137' 7"
	41.95	FOUL	41.15	FOUL	FOUL	FOUL		
9	Rian Boub				SO-2	St. Thomas (Fla.)	39.05m 	128' 1"
	39.05	36.21	36.58	PASS	33.80	37.15		
10	Kelly Chaballa				SO-2	High Point	38.18m	125' 3"
	38.18	37.27	35.95					
11	Scilla Benussi				JR-3	Buffalo	37.96m	124' 6"

PL	NAME	YEAR	TEAM	MARK	CONV
	FOUL 34.95 37.96				
12	Makayla Garcia	JR-3	FIU	37.87m	124' 3"
	36.68 37.87 FOUL				
13	Sophia Gustely	JR-3	Embry-Riddle	37.82m	124' 1"
	35.18 37.82 35.43				
14	Julia Newman	SR-4	High Point	37.75m	123' 10"
	37.75 36.00 33.69				
15	Lilly Wolf	SO-2	High Point	37.66m	123' 7"
	33.65 37.66 FOUL				
16	Sadie Grove	FR-1	Citadel	36.28m	119' 0"
	34.87 FOUL 36.28				
17	Norah Bice	SO-2	Tulane	34.78m	114' 1"
	34.78 31.91 34.44				
18	Madeline Bobinski	SR-4	Concordia Univ. Chicago	34.03m	111' 8"
	33.53 34.01 34.03				
19	Maika Cuenca	JR-3	FIU	33.21m	108' 11"
	29.84 32.06 33.21				
20	Fabiola Declet	JR-3	FIU	32.19m	105' 7"
	FOUL 32.19 FOUL				
21	Latia Saunders	SO-2	Florida A&M	31.33m	102' 9"
	31.04 29.75 31.33				
22	Holly Cassels	JR-3	UCF	30.97m	101' 7"
	30.28 30.97 FOUL				
23	London White	SO-2	Kennesaw State	27.32m	89' 7"
	27.32 22.88 22.46				
24	Christian Pommells	JR-3	St. Thomas (Fla.)	24.88m	81' 7"
	FOUL 24.88 FOUL				



PL	NAME	YEAR	TEAM	MARK	CONV
25	Mion Frierson	FR-1	SC State	24.66m	80' 11"
23.36	20.71	24.66			
26	Natalia Madison	SO-2	UCF	24.65m	80' 10"
23.21	24.65	23.50			
27	Alyssa Summers	SO-2	Florida A&M	23.51m	77' 1"
21.34	23.51	22.37			
28	Denae Hill	SO-2	Florida A&M	22.61m	74' 2"
22.61	21.53	FOUL			
29	Imani Sells	SO-2	SC State	21.05m	69' 1"
21.05	FOUL	FOUL			
30	Jourdon Cooper	SO-2	Bethune-Cookman	20.62m	67' 8"
18.41	20.62	20.42			
31	Sydney Cooper	FR-1	SC State	16.32m	53' 6"
15.92	16.32	15.96			
	Cameran Gist	FR-1	SC State	FOUL	NM
FOUL	PASS	PASS			

Women's Javelin Flight 1


PL	NAME	YEAR	TEAM	MARK
19	Maika Cuenca	JR-3	FIU	33.21m
23	London White	SO-2	Kennesaw State	27.32m
25	Mion Frierson	FR-1	SC State	24.66m
26	Natalia Madison	SO-2	UCF	24.65m
27	Alyssa Summers	SO-2	Florida A&M	23.51m
28	Denae Hill	SO-2	Florida A&M	22.61m
29	Imani Sells	SO-2	SC State	21.05m
30	Jourdon Cooper	SO-2	Bethune-Cookman	20.62m
31	Sydney Cooper	FR-1	SC State	16.32m

PL	NAME	YEAR	TEAM	MARK
	Cameran Gist	FR-1	SC State	FOUL

Women's Javelin Flight 2

PL	NAME	YEAR	TEAM	MARK
3	Ali Wilson-Ruffin	SO-2	Citadel	45.24m
7	Maxime Kirschner	FR-1	Embry-Riddle	42.17m 
9	Rian Boub	SO-2	St. Thomas (Fla.)	39.05m 
12	Makayla Garcia	JR-3	FIU	37.87m
14	Julia Newman	SR-4	High Point	37.75m
15	Lilly Wolf	SO-2	High Point	37.66m
16	Sadie Grove	FR-1	Citadel	36.28m
17	Norah Bice	SO-2	Tulane	34.78m
20	Fabiola Declet	JR-3	FIU	32.19m
21	Latia Saunders	SO-2	Florida A&M	31.33m
22	Holly Cassels	JR-3	UCF	30.97m
24	Christian Pommells	JR-3	St. Thomas (Fla.)	24.88m

Women's Javelin Flight 3

PL	NAME	YEAR	TEAM	MARK
1	Kaylee Clark	FR-1	Kennesaw State	45.42m
2	Erikka Hill	SO-2	Miami (Fla.)	45.26m
4	Kara Schiek	JR-3	Tulane	43.47m
5	Kaitlyn Corral	SR-4	Kennesaw State	43.23m
6	Hannah Jansen	FR-1	FIU	43.16m
8	Trinity Clark	SR-4	Slippery Rock	41.95m 
10	Kelly Chaballa	SO-2	High Point	38.18m
11	Scilla Benussi	JR-3	Buffalo	37.96m
13	Sophia Gustely	JR-3	Embry-Riddle	37.82m
18	Madeline Bobinski	SR-4	Concordia Univ. Chicago	34.03m

[PRIVACY](#) / [TERMS OF USE](#) / [SITES](#) / [SUBMITTING RESULTS](#) / [CONTACT TFRRS](#)



Copyright © 2023 DirectAthletics, Inc.

Generated 2023-04-30 09:23:38