WOMEN'S BASKETBALL BOX SCORE

FINAL

Date Dec. 31, 1994 Saturday

Site Lakefront Arena, New Orleans, La.

Attendance 313

VISITORS

No.	FLORIDA STATE		Total FG FG	Total FG FGA	3-point FG	3-point FGA	FT	FTA	Rebounds Off	Rebounds Def	Rebounds Tot	PF	TP	A	TO	BLK	S	MIN
5	McLIN, Latrice		4	10	0	1	0	0	1	2	3	1	8		1			27
10	COBBINS, Katina	F	1	3			1	2	1	0	1	2	3		2		1	17
20	PENN, Aletha		0	0			0	0	0	2	2	0	0		2			7
22	WILLIAMS, Carla		2	7			1	4	3	6	9	5	5	1	1	1	1	25
24	TAYLOR, Liberty		3	5	1	1	0	0	1	3	4	4	7		1			15
30	RICKMAN, Tanisha	G	7	13	0	2	0	0	1	2	3	5	14	4	4	1	1	25
31	MOOREFIELD, Lysa	C	1	3			0	1	0	10	10	2	2		3	2		21
32	PEERCY, Allison	G	4	9	0	2	4	5	0	4	4	3	12	7	6	1	2	33
33	WALKER, Kaila																	DNP
42	WAUGH, Leslie																	DNP
44	PEDERSEN, Anja	G	1	6	0	1	3	4	3	2	5	4	5					21
45	HAMPTON, Wendy		5	6			1	2	1	0	1	2	11	1	1			9
	TEAM REBOUNDS (included in totals)								3	1	4							
	TOTALS		28	62	1	7	10	18	14	32	46	28	67	13	21	5	5	200

TOTAL FG%: 1st Half 46.7 (14-30) 2nd Half 43.8 (14-32) OT _____ Game 45.2

3-Pt. FG%: 1st Half 00.0 (0-3) 2nd Half 25.0 (1-4) OT _____ Game 14.3

FT%: 1st Half 53.8 (7-13) 2nd Half 60.0 (3-5) OT _____ Game 55.6

Deadball Reb.: 3

Shots Missed: 42

HOME

No.	NEW ORLEANS		Total FG FG	Total FG FGA	3-point FG	3-point FGA	FT	FTA	Rebounds Off	Rebounds Def	Rebounds Tot	PF	TP	A	TO	BLK	S	MIN
11	MAZIUR, Dani	G	1	4			2	6	1	3	4	5	4	8			3	34
12	COOK, Shanna	G	3	13	1	6	8	11	4	1	5	3	15	4	2			28
15	WEBSTER, Katreka		1	1			1	3	2	2	4	1	3	1		1		12
20	SINGLETARY, Alicia		0	1	0	1	0	0	0	0	0	1	0		1		1	5
22	POWELL, Twalla	G	6	12	0	1	0	1	3	2	5	2	12	2	6	1	2	33
23	HAYNIE, Caroline																	DNP
30	MONSTED, Anne		1	2	0	1	1	2	1	1	2	0	3	1	1			8
32	PRUITT, Dreana		2	8			1	4	2	1	3	0	5	2	1			19
33	HANKINS, Kayone	F	8	14			1	7	1	8	9	3	17		3		2	38
34	DAVIS, Jody	C	7	13			2	2	4	5	9	4	16		3	1	1	23
42	PENCHION, Kim																	DNP
	TEAM REBOUNDS (included in totals)								6	2	8							
	TOTALS		29	68	1	9	16	36	24	25	49	19	75	18	17	3	9	200

TOTAL FG%: 1st Half 36.1 (13-41) 2nd Half 59.3 (16-27) OT _____ Game 42.6

3-Pt. FG%: 1st Half 00.0 (0-6) 2nd Half 33.3 (1-3) OT _____ Game 11.1

FT%: 1st Half 27.3 (3-11) 2nd Half 52.0 (13-25) OT _____ Game 44.4

Deadball Reb.: 3

Shots Missed: 59

Officials: Becky Marshall (R)

Randall Oustalet (U)

SCORE BY PERIODS	1st H	2nd H	OT	OT	FINAL
FLORIDA ST.	35	32			67
NEW ORLEANS	29	46			75

Technical Fouls: -NONE-

Records: NEW ORLEANS 3-4 ; FLORIDA STATE 4-8

UNIVERSITY OF NEW ORLEANS
Women's Basketball Play-by-Play
Lakefront Arena, New Orleans, La.

Opponent: Florida State
Date: Saturday, December 31, 1994
Period: First
Time of Tip-Off: 2 p.m.

UNO Buc-kettes — FSU Lady Seminoles

Time	Player	Shot	Score	UNO Lead	Player	Shot
Starters: Maziur, Cook, Powell, Hankins, Davis					Starters: Cobbins, Rickman, Moorefield, Peercy, Pedersen	
2000	UNO gets tip		00-00	--		
1952	Powell	10 ft	02-00	+2		
1836	Powell	drive into basket from left side	04-00	+4		
1821	Powell	PF 1 TF 1	04-02	+2	Peercy	2 ft off break
1821			04-03	+1	Peercy	hits FT
1811			04-03	+1	JUMP BALL -- FSU POSSESSION	
1806	Cook	PF 1 TF 2	04-04	tie	Pedersen	hits 2nd of 2 FT
1716	Cook	12 ft right wing	06-04	+2	Rickman	PF 1 TF 1
1716	Cook	misses FT (Pruitt for Davis)	06-04	+2		
1641			06-04	+2	Pedersen	PF 1 TF 2
1611	JUMP BALL - UNO POSSESSION		06-04	+2	(Williams for Moorehead)	
1555	Cook	PF 2 TF 3	06-04	+2		
1539	Maziur	PF 1 TF 4 (Monsted, Webster for Cook, Powell)	06-04	+2	Williams	misses 2 FT
1519	Hankins	10 ft	08-04	+4		
1457	Pruitt	misses 2 FT	08-04	+4	Cobbins	PF 1 TF 3 (McLin for Pedersen) (Taylor for CObbins)
1445			08-04	+4	JUMP BALL - FSU POSSESSION (Penn for Peercy)	
1442			08-06	+2	Taylor	10 ft
1429	Pruitt	under	10-06	+4		
1355			10-08	+2	Williams	10 ft
1340			10-10	tie	Rickman	layup off break
1319	(Cook for Monsted)		10-10	tie	Taylor	PF 1 TF 4
1308	hankins	under from Maziur	12-10	+2		
1244			12-12	tie	Taylor	top of key
1229	(Powell for Maziur)(Davis for Webster)		12-12	tie	(Hampton for Rickman)	
1229			12-12	tie	Hampton	PF 1 TF 5
1215			12-12	tie	(Peercy for Penn)	
1212	Davis	PF 1 TF 5	12-12	tie		
1211	Davis	PF 2 TF 6	12-12	tie		
1204			12-14	-2	Hampton	right baseline 17 ft
1134			12-16	-4	Williams	under
1118	Cook	near FT line	14-16	-2		
1046			14-18	-4	McLine	near top of key
1021	Cook	PF 3 TF 7 (Maziur for Cook; Webster for Davis)	14-19	-5	Hampton	hits front of 1+1
949			14-21	-7	McLin	turnaround in lane
946	UNO time-out #1(coach)		14-21	-7		
908	Pruitt	driving layup left baseline	16-21	-5		
850			16-23	-7	Hampton	18 ft right baseline
836	Powell	19 ft right wing	18-23	-5		
800			18-25	-7	Hampton	layup off break
747	Hankins	layup on break from Maziur	20-25	-5		
726			20-27	-7	Peercy	12 ft dragging across lane
703	Webster	14 ft left Monsted for Powell)	22-27	-5	Williams	PF 1 TF 6
708	WEbster	misses FT	22-27	-5	(Cobbins, Rickman for Taylor, McLin)	
655	Webster	PF 1 TF 8	22-28	-6	Williams	hits 1 FT (Pedersen for McLin)
639	Monsted	hits front of 1+1	23-28	-5	Rickman	PF 2 TF 7 (Mclin, Moorefield for Rickman, Williams)
526	JUMP BALL - UNO POSSESSION (Singletary, Davis for Webster, Hankins)		23-28	-5		
508	Davis	under off RB	25-28	-3		
440	(Powell for Pruitt)		25-28	-3		
423	Maziur	misses FT	25-28	-3	Peercy	PF 1 TF 8
421	Davis	under off RB of missed FT	27-28	-1		
414			27-28	-1	FSU Time-Out #1 (coach)	
409	Singletary	PF 1 TF 9	27-30	-3	Pedersen	hits both ends of 1+1
313	Davis	PF 3 TF 10 (Hankins for Davis)	27-31	-4	Cobbins	hits 1st of 2 FT (Taylor, Hampton for Moorefield, McLin)
251			27-31	-4	(Williams for Cobbins)	
148			27-33	-6	Hampton	18 ft left baseline
115	(Pruitt for Powell)		27-33	-6		
101			27-35	-8	Hampton	9 ft right baseline on RB
052	(Webster for Monsted)		27-35	-8		
043	Webster	hits 1st of 2 FT	28-35	-7	Williams	PF 2 TF 9 (Moorefield for Williams)
031			28-35	-7	(McLin for Hampton)	
001	Pruitt	hits front end of 1+1	29-35	-6	Taylor	PF 2 TF 10 (Penn for Taylor)

Score at half: FSU 35, UNO 29

UNO's largest lead in half was 4 points, 3 times: 04-00 at 18:36; 08-04 at 15:19; 10-06 at14:29.
FSU largest lead in half was 8 points: 35-27 at 1:01.
There were 3 tie scores: 04-04 at 18:06; 10-10 at 13:40; 12-12 at 12:44.

With the score tied 12-12 at 12:11, FSU went on a 9-2 run over the next 2 minutes to take a 7-point lead, 21-14 at 9:49. After UNO closed within 1 at4:14 (28-27). FSU outscored UNO 7-0 over the next 3 minutes to push to their largest lead, 35-27 at 1:01.

WOMEN'S BASKETBALL BOX SCORE

HALFTIME

Date Dec. 31, 1994 Saturday Site Lakefront Arena, New Orleans, La. Attendance TBA

VISITORS

No.	FLORIDA STATE	Total FG FG	Total FG FGA	3-point FG	3-point FGA	FT	FTA	Rebounds Off	Rebounds Def	Rebounds Tot	PF	TP	A	TO	BLK	S	MIN
5	McLIN, Latrice	2	3			0	0	0	2	2	0	4		1			11
10	COBBINS, Katina F	0	2			1	2	1	0	1	1	1		1			11
20	PENN, Aletha	0	0			0	0	0	0	0	0	0		1			2
22	WILLIAMS, Carla	2	3			1	4	1	3	4	2	5	1		1	1	11
24	TAYLOR, Liberty	2	4			0	0	0	2	2	2	4					10
30	RICKMAN, Tanisha G	1	3	0	1	0	0	0	1	1	2	2	2	2	1		10
31	MOOREFIELD, Lisa C	0	1			0	0	0	8	8	0	0		2	1		7
32	PEERCY, Allison G	2	4	0	1	1	1	0	2	2	1	5	4	4		1	18
33	WALKER, Kaila																DNP
42	WAUGH, Leslie																DNP
44	PEDERSEN, Anja G	0	4	0	1	3	4	2	2	4	1	3					12
45	HAMPTON, Wendy	5	6			1	2	1	0	1	1	11	1	1			8
	TEAM REBOUNDS (included in totals)							2	0	2							
	TOTALS	14	30	0	3	7	13	7	20	27	10	35	8	12	3	2	100

TOTAL FG%: 1st Half 46.7 2nd Half ____ OT ____ Game ____ Deadball Reb.: 3

3-Pt. FG%: 1st Half 00.0 2nd Half ____ OT ____ Game ____ Shots Missed: 22

FT%: 1st Half 53.8 2nd Half ____ OT ____ Game ____

HOME

No.	NEW ORLEANS	Total FG FG	Total FG FGA	3-point FG	3-point FGA	FT	FTA	Rebounds Off	Rebounds Def	Rebounds Tot	PF	TP	A	TO	BLK	S	MIN
11	MAZIUR, Dani G	0	3			0	1	1	3	4	1	0	4			2	18
12	COOK, Shanna G	1	7	0	3	0	1	0	0	0	3	2					8
15	WEBSTER, Katreka	1	1			1	3	1	2	3	1	3	1		1		9
20	SINGLETARY, Alicia	0	1	0	1	0	0	0	0	0	1	0		1			5
~~21~~	~~DeLONG, Amy~~																DNP
22	POWELL, Twalla G	3	7	0	1	0	0	3	0	3	1	6		3		1	13
23	HAYNIE, Caroline																DNP
30	MONSTED, Anne	1	2	0	1	1	2	1	1	2	0	3	1	1			8
32	PRUITT, Dreana	2	8			1	4	2	1	3	0	5	1	1			14
33	HANKINS, Kayone F	3	6			0	0	0	4	4	0	6		2		1	18
34	DAVIS, Jody C	2	6			0	0	3	1	4	3	4		2			7
42	PENCHION, Kim																
	TEAM REBOUNDS (included in totals)							4	0	4							
	TOTALS	13	41	0	6	3	11	15	12	27	10	29	7	10	1	4	100

TOTAL FG%: 1st Half 36.1 2nd Half ____ OT ____ Game ____ Deadball Reb.: 1

3-Pt. FG%: 1st Half 00.0 2nd Half ____ OT ____ Game ____ Shots Missed: 36

FT%: 1st Half 27.3 2nd Half ____ OT ____ Game ____

Officials: Becky Marshall

Randall Oustalet

Technical Fouls: -NONE-

Records:

SCORE BY PERIODS	1st H	2nd H	OT	OT	FINAL
FLORIDA ST.	35				
NEW ORLEANS	29				

UNIVERSITY OF NEW ORLEANS
Women's Basketball Play-by-Play
Lakefront Arena, New Orleans, La.

Opponent: Florida State University
Date: Saturday 31 December 1994
Period: Second Half
Time of Tip-Off:

UNO Buc-kettes | Florida State University

Time	Player	Shot	Score	UNO Lead	Player	Shot
Starters: Maziur, Powell, Cook, Hankins, Davis)					Starters: Cobbins, Moorefield, Pedersen, Peercy, Rickman	
2000			29-35	-6	FSU receives possession	
1945			29-37	-8	Cobbins 12 ft	
1930	Powell 10 ft		31-37	-6		
1905			31-39	-8	Rickman 10 ft	
1854	Hankins off glass		33-39	-6		
1840			33-39	-6	Moorefield PF 1 TF 1	
1823			33-41	-8	Rickman layup off break	
1806			33-41	-8	Cobbins PF 2 TF 2	
1758	Davis driving scoop layup left to right		35-41	-6		
1751			35-41	-6	(Williams for Moorefield)	
1751	JUMP BALL - UNO POSSESSION		37-41	-4		
1735	Powell jumper near FT line from Cook		37-43	-6	Peercy	layup off break
1718			37-43	-6	(McLin for Pedersen)	
1707			37-45	-8	McLin right side	
1700			37-45	-8	Williams PF 3 TF 3	
1643			39-45	-6		
1619	Hankins under from Cook lob		39-47	-8	Rickman under	
1554			39-47	-8	(Taylor for Cobbins)	
1527			41-47	-6		
1512	Davis under from Powell bounce pass		41-47	-6		
1503	Hankins PF 1 TF 1		43-47	-4		
1436	Davis under from Cook pass					
1418			43-47	-4	FSU time-out #2 (coach)	
1339	Maziur driving layup right baseline		45-47	-2		
1323	Maziur PF 2 TF 2		45-47	-2	(Hampton for McLin)	
1302	Hankins misses 2 FT		45-47	-2	Taylor PF 3 TF 4	
1256	Davis under		47-47	tie		
1237			47-49	-2	Rickman under	
1228	Cook 16 ft		49-49	tie		
1220			49-51	-2	Rickamn under	
1209			49-51	-2	(Moorefield for Taylor)	
1202	Hankins misses 2 FT		49-51	-2	Hampton PF 2 TF 5	
1159			49-51	-2	JUMP BALL - FSU POSSESSION (McLin for Hampton)	
1130			49-51	-2	Rickman PF 3 TF 6 (charge)	
1038	JUMP BALL - UNO POSSESSION		49-51	-2		
1038	UNO time-out #2 (Powell)		49-51	-2	(Penn for Peercy)	
946	Powell PF 2 TF 3		49-51	-2		
929	Maziur PF 3 TF 4		49-51	-2		
915	Cook hits front of 1+1		50-51	-1	Rickman PF 4 TF 7 (Pedersen for Rickman)	
914	Hankins under off RB of missed FT		52-51	+1		
845	Davis under from Cook		54-51	+3		
840			54-51	+3	FSU time-out #3 (coach) (Cobbins, Peercy for Moorefield, Penn)	
832	Davis PF 4 TF 5 (Webster for Davis)		54-51	+3		
828			54-53	+1	Pedersen driving layup	
816	Hankins under		56-53	+3	Pedersen PF 2 TF 8 (Taylor for Cobbins)	
816	Hankins misses FT		56-53	+3		
809	Maziur hits 1st of 2 FT		57-53	+4	Taylor PF 4 TF 9 (Hampton for Taylor)	
806	Maziur hits 1st of 2 FT		58-53	+5	McLin PF 1 TF 10	
805	Hankins PF 2 TF 6		58-53	+5		
756			58-53	+5	(Moorefield for Williams)	
746	Cook hits both ends of 1+1		60-53	+7	Peercy PF 2 TF 11	
710	Hankins hits 1st of 2 FT		61-53	+8	Moorefield PF 2 TF 11 (Williams for Hampton)	
633	Hankins 9 ft turnaround from Maziur		63-53	+10		
610	Maziur PF 4 TF 7		63-55	+8	Peercy hits 2 of 2 FT (Rickman for Pedersen)	
554			63-55	+8	(Penn for Peercy)	
522			63-57	+6	Rickman turnaround 19 ft at shot clock buzzer	
512	(Davis for Webster)		63-57	+6		
512	UNO time-out #3 (coach)(Pruitt for Maziur)		63-57	+6		
457	Hankins PF 3 TF 8		63-57	+6	Moorfield misses front of 1+1	
411			63-59	+4	Moorefield 9 ft turnaround right side	
333			63-61	+2	McLin under off 3rd offensive rebound	
312	Cook 3 PT GOAL TOP OF KEY		66-61	+5		
222	Powell leaping leaner right baseline		68-61	+7	Rickman PF 5 TF 12 (Pedersen for Rickman)	
222	Powell misses FT (Maziur for Pruitt)		68-61	+7	(Peercy for Penn; Taylor for Moorefield)	
205			68-61	+7	JUMP BALL - UNO FSU possession	
103	Cook hits 2 of 2 FT		70-61	+9	Pedersen PF 3 TF 13	
103	UNO time-out #4 (Maziur)		70-61	+9		
052			70-63	+7	Peercy 19 ft top of key	
050			70-63	+7	FSU time-out #4 (coach)	
041	Maziur misses front of 1+1		70-63	+7	Pedersen PF 4 TF 14	
032	Cook hits both ends of 1+1		72-63	+9	Peercy PF 3 TF 15	
027	Maziur PF 5 TF 8 (Webster for Maziur)		72-64	+8	Peercy hits 1st of 2 FT	
020	Davis hits both ends of 1+1		74-64	+10	Williams PF 5 TF 16	
011			74-67	+7	Taylor 3 PT GOAL LEFT WING	
009	(Pruitt for Webster)		74-67	+7	FSU time-out #5 (coach)	
006	Cook hits front of 1+1		75-67	+8	Williams PF 5 TF 11 (Penn for Williams)	

Final score: UNO 75, FSU 67

UNO's largest lead in half was 10 points, 2 times: 63-53 at 6:10; 74-64 at 00:20.
FSU's largest lead in half was 8 points, 5 times: 37-29 at 19:45; 39-31 at 19:05; 41-33 at 18:23; 45-37 at 17:00; 47-39 at15:54
[illegible] 9 minutes to reach to their largest lead, 63-53 at 6:33

5-7

UNIVERSITY OF NEW ORLEANS MEN'S BASKETBALL SHOT CHART / TURNOVER LOG

1. Traveling
2. Bad Pass
3. Double Dribble
4. Poor Reception or Fumble
5. Center Court Violation
6. Five-Second Violation
7. Three-Second Violation
8. Stepped Out of Bounds
9. Violation
10. Other _____

Home Team: UNO
Visitor: Florida State
Location: Lakefront Arena
Date: Dec. 31, 1994
Period: 2

Bare numbers (5) are field-goal attempts. Circled numbers ((5)) are field goals made. Boxed numbers ([5]) are field-goal attempts voided by foul or turnover.

TEAM UNO

Layups

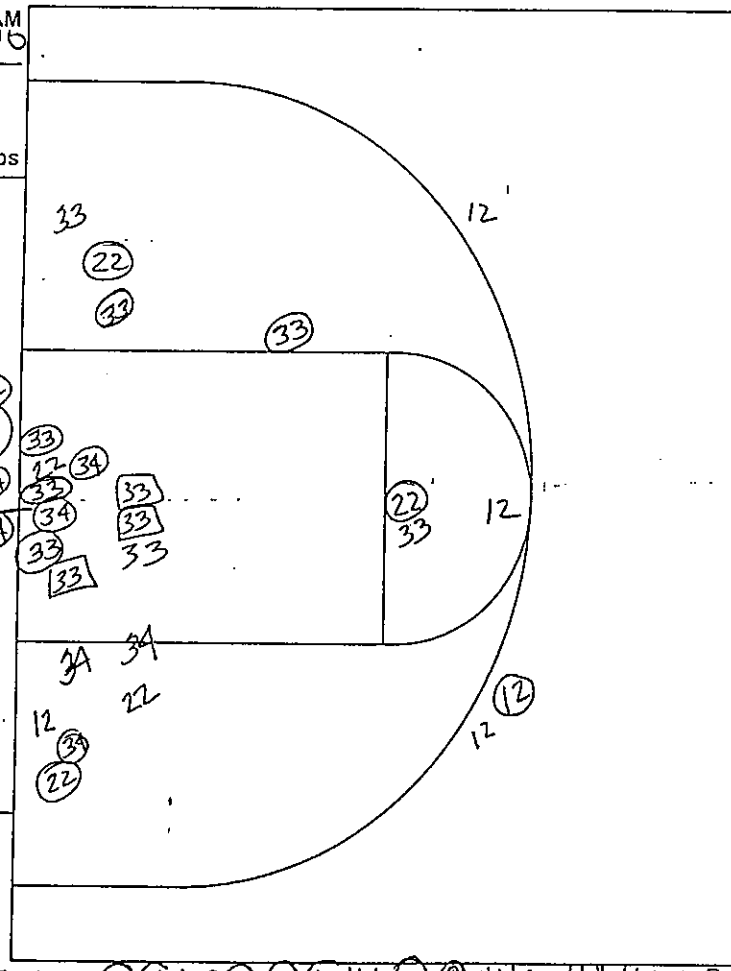

Turnovers	
22-2	10-8
34-1	30-2
12-2	22-2
22-2	24-3
33-4	32-2
22-4	30-9
12-2	20-2
8	32-9
9	31-2
10	
11	
12	
13	
14	
15	
16	
17	
18	
19	
20	
21	
22	
23	
24	
25	

TEAM FSU

Layups

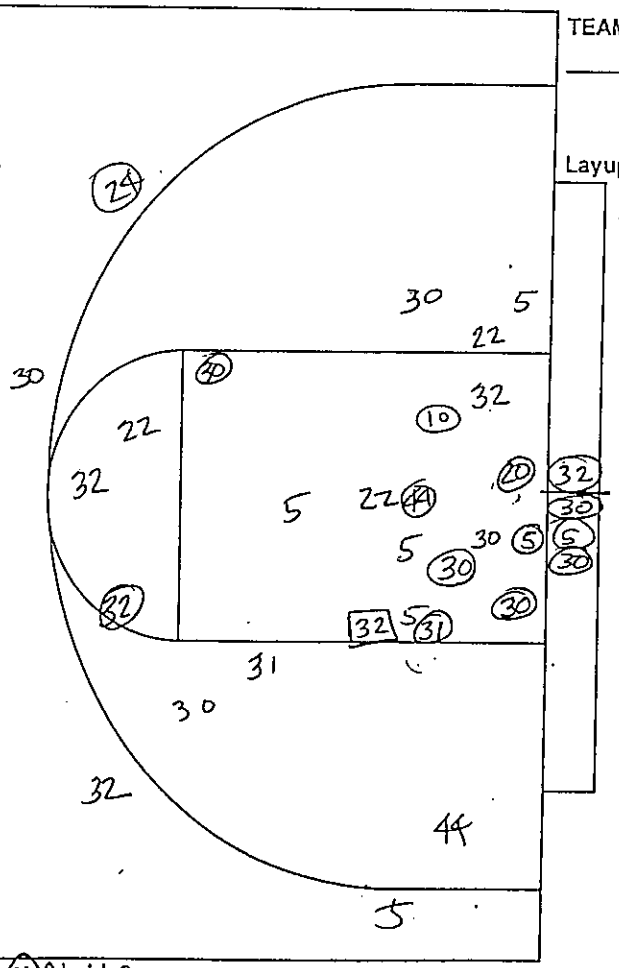

Halftime: 29 Free Throws 00 00 1+0 0 10 10 1+1 10 0 1+1 0+ 1+1 1+1 1+0
33 33 12 33 11 11 12 33 22 12 11 12 34 12

Halftime: 35 Free Throws 11 0+ 1+0
32 31 32

UNIVERSITY OF NEW ORLEANS MEN'S BASKETBALL SHOT CHART / TURNOVER LOG

1. Traveling
2. Bad Pass
3. Double Dribble
4. Poor Reception or Fumble
5. Center Court Violation
6. Five-Second Violation
7. Three-Second Violation
8. Stepped Out of Bounds
9. Violation
10. Other _____

Bare numbers (5) are field-goal attempts. Circled numbers ((5)) are field goals made. Boxed numbers ([5]) are field-goal attempts voided by foul or turnover.

Home Team: UNO
Visitor: Florida St.
Location: Lakefront Are
Date: Dec. 31, 94
Period: 1

TEAM FSU

Layups

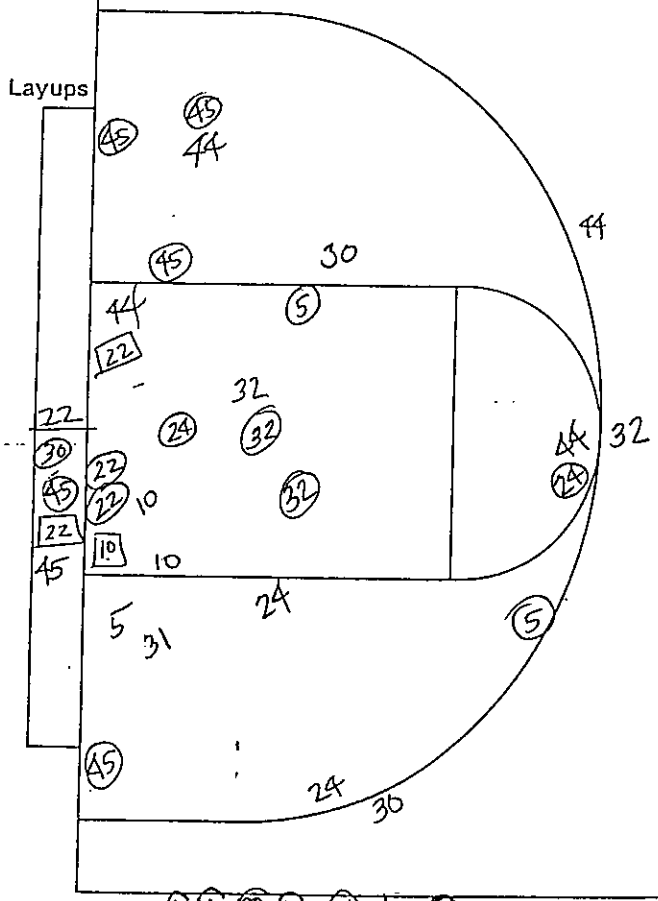

Turnovers
30-2 22-1
32-1 23 3-1
31-4 33 3-1
30-4 43 4-9
20-4 52 2-2
45-9 62 2-1
5-4 73 0-2
31-1 82 0-9
10-4 93 4-4
32-1 10 32-2
32-4 11
32-2 12
13
14
15
16
17
18
19
20
21
22
23
24
25

TEAM UNO

Layups

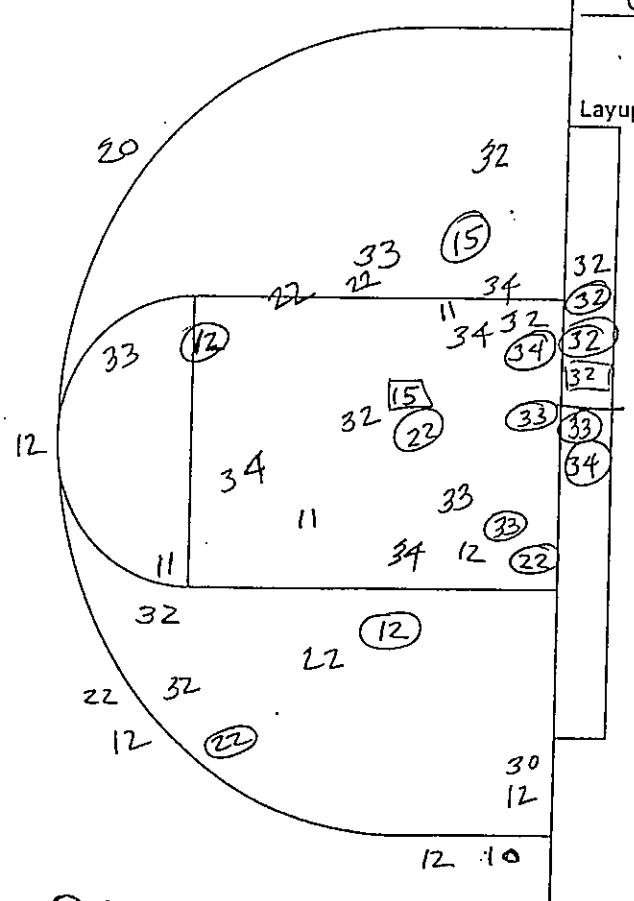

~~Halftime~~ Free Throws 1 01 00 10 01 1+1 10
32 44 22 45 22 44 10

~~Halftime~~ Free Throws 0 00 0 1+0 0+ 10 1+0
12 32 15 30 11 15 32

FLORIDA STATE UNIVERSITY
SPORTS INFORMATION
P.O. BOX 2195 TALLAHASSEE, FL 32316
(904) 644-1403 FAX: 644-3820

FSU WOMEN'S BASKETBALL: FOR IMMEDIATE RELEASE -- Dec. 31, 1994

LADY SEMINOLES CLOSE OUT 1994 WITH LOSS

NEW ORLEANS -- Despite leading much of the game, the Florida State Lady Seminoles suffered their fifth straight loss in a 75-67 defeat at the University of New Orleans. FSU falls to 4-8 on the season while UNO snaps a four-game losing streak of their own and improves to 3-4 on the year.

With the score tied 12-12 at the 12:12 mark, the Lady Seminoles went on a 9-2 run and took a commanding seven-point lead at 21-14. Thanks to freshman Wendy Hampton's strong 11 first-half points, Florida State led by as many as eight points at 35-27 in the closing minute of the half and went into the lockerroom with a six-point advantage, 35-29.

The second half saw the Lady Seminoles maintain their lead until the 9:13 mark when the UNO Buc-kettes took the lead at 52-51 and scored 11 of the game's next 13 points, building a 63-53 lead. But FSU didn't give up without a fight. The Lady Seminoles scored eight straight to get within a deuce at 63-61 with 3:32 remaining. But a UNO three-pointer, the first made of the game for both teams, gave the Buc-kettes the momentum to finish the victory.

Freshman Tanisha Rickman led the scoring for FSU with 14 points, 12 of which came in the second half. Senior Allison Peercy added 12 while Hampton, who sprained her hand at the conclusion of the first half, finished with 11.

"We failed to execute at half court," FSU coach Marynell Meadors said."We didn't run our offense all the way through, and we're not patient enough to wait for the right shot. We gave up 46 second-half points and that's too many. We just didn't do the right things to win this game today. We are not playing consistent and that is costing us wins."

Florida State will play host to defending national champion North Carolina on Wed., Jan. 4 at Leon County Civic Center. Tip off is set for 6 p.m., followed by the men's contest vs. Virginia.

-30-