


FLORIDA STATE UNIVERSITY



1979 AIAW NATIONAL CROSS COUNTRY CHAMPIONSHIP



Governor Bob Graham



BOB GRAHAM
GOVERNOR

STATE OF FLORIDA
Office of the Governor

THE CAPITOL
TALLAHASSEE 32301

November 17, 1979

Greetings:

As Governor, I am pleased to welcome participants, officials and spectators to the AIAW National Cross Country Championship hosted by Florida State University.

Cross country running has begun to receive some well-deserved attention in recent years, as jogging and running have become more and more popular. We are excited about having such a prestigious contest in Tallahassee and the State of Florida, and we hope that this is just the first of many women's sporting events in our State.

Best wishes for success in this championship.

Sincerely,
Bob Graham

Governor

On behalf of the Association for Intercollegiate Athletics for Women, I welcome you to the 1979 AIAW National Cross Country Championships. The AIAW has a proud history over the years of its existence for providing quality championships for its member institutions. In eight years, AIAW has grown to an organization of over 916 member institutions.

Each championship requires a great deal of work on the part of many persons. At this time I would particularly like to thank all those people at Florida State University. Special thanks go to Paul Toran, Championship Director, for his leadership and cooperation.

Participants in this championship represent the top women collegiate athletes in this country. Each of them has reached a personal goal by their selection. I wish each participant optimum performance at this event and personal satisfaction through the joy of sport participation.



Carole L. Mushier

Carole L. Mushier
President

Dear Student - Athletes:

There has been phenomenal progress in the realm of women's sports in recent years. Females have proven their ability to be serious and talented competitors and communities throughout the nation have begun to recognize this ability.

At Florida State, we are extremely proud of our athletic program. We have eight varsity sports in which scholarships are offered. An outstanding coaching staff and a lot of hard work led each of these eight teams to winning seasons last year. Five teams advanced all the way to Nationals, one was a regional champion, three were regional runner-ups and three were state champions.

Florida State's women athletes share a bond with each of you. They have all taken advantage of the opportunity to expand their college educational experience to include varsity athletics. They have shown that they are willing to push themselves to their limit in an attempt to be the best they can be. Each of you at this championship has done the same.

Congratulations to everyone who has made it this far. You are all winners. Florida State takes pride in having you here as guests and in hosting this event.

Sincerely,

*Barbara Palmer, Director
Women's Athletics*



Barbara Palmer



FLORIDA STATE'S WOMEN'S CROSS COUNTRY


The 1979 Florida State Cross Country Team entered the season with guarded optimism. We had six returning starters, but injuries took their toll in '78 and there was no way to assess what might happen this season.

Last year, the Lady Noles finished second in Region III and 15th in the nation. We accomplished this even though our top runners, Kathy Moore and Rose Giampalmo, had been hobbled with injuries prior to Regionals.

Moore has since recovered, but Giampalmo and Leslie Sullivan (an AIAW National qualifier in track) remain disabled and are expected to miss the entire season. Our newcomers have had to work very hard to fill the vacancies left by their talented predecessors. They have done exceptionally well.

The Lady Seminoles have added to their roster three-time New Jersey State Champion, Mary Banks of Rariton High School, Hazlet NJ, who finished 10th at the 1978 AAU Junior National Cross Country Championship and Gale Grant of Missauga, Ontario, Canada, who presently holds the Canadian national high school record in 3,000 meters.

In addition to Moore, top returnees include: Darien Andreu, Nancy Jaquish and Lisa Kinch. Lisa Rhoden, a freshman walk-on out of Philadelphia has worked her way into the starting seven and has done an excellent job for us.



Coach Paul Toran
6th year with the
Lady Seminoles
(Track & Cross Country)

We definitely have a solid team with talent from top to bottom. Our depth and experience have aided us to some strong finishes thus far this year. If all goes well, we should improve our No. 15 rank by the season's end.

"We no longer are coming of age. We are of age."

—Carole L. Mushier, AIAW President, January 1979

Few words could better describe the phenomenal development of women's athletics in recent years. And few facts or figures can better reflect that development than the tremendous growth of the Association for Intercollegiate Athletics for Women.

Not only has the AIAW more than tripled its active membership in less than a decade, making it the nation's largest governing body for intercollegiate athletics, but it has reached a stature of national recognition, respect and influence rarely attained in the athletic arena.

From an initial membership of fewer than 300 institutions, the AIAW has grown to an active membership of over 900 member institutions and serving more than 125,000 student-athletes.

Founded in 1971 by women in athletics, AIAW has existed to provide governance dedicated to the assurance of standards of excellence and educational soundness in women's athletics. As an integral part of the educational program of its member schools, the AIAW is committed to providing fair and equitable treatment for the female student-athlete.

Working with goals, policies and regulations established by institutional representatives, the Association also has been in the forefront of the vital drive to assure equal opportunity for all student-athletes, female and male, in collegiate programs.

The AIAW organizes and administers all competition at the regional and national levels, and currently offers 30 national championships in 14 sports -- badminton, basketball, cross country, field hockey, golf, gymnastics, skiing, swimming and diving, synchronized swimming, softball, indoor and outdoor track and field, tennis and volleyball.

Restructured from large and small college divisions into three competitive divisions beginning with the 1979-80 season, the Association offers six national championships open to all member schools and eight national championships in each of its three divisions -- I, II, III.


Already expanded extensively since 1972 when AIAW inherited seven national championships, the Association's championship program will broaden even further in 1981 with the addition of three open championships -- fencing, lacrosse and slow-pitch softball.

Created as a substructure of the National Association for Girls and Women in Sport of the American Alliance for Health, Physical Education, Recreation and Dance in the formative years of women's sports, the AIAW was designed to meet the need for institutional membership and elected representation, as well as an expanded national championship program.

The Association established its own legal identity this past June, and although now operating apart from NAGWS, the AIAW still maintains close educational, programmatic and philosophical ties with its parent organization.

A leader in the development of amateur sport, the AIAW works closely with various national sport governing bodies, developmental sport organizations, the governing organizations for men's intercollegiate athletics and high school athletic programs, and international sport organizations.

The overriding theme of the AIAW in its work and relationship with other organizations is one of cooperation and understanding complementary to its own purposes and recognizing a commitment to equality for women in sports programs and leadership roles.



FSU'S DARIEN ANDREU



... and they're off!

ASSOCIATION FOR INTERCOLLEGIATE
ATHLETICS FOR WOMEN



office
copy

1979 AIAW NATIONAL CROSS COUNTRY CHAMPIONSHIPS

November 17, 1979
Seminole Golf Course
Tallahassee, Florida

Hosted by
Florida State University
Tallahassee, Florida

MEDIA GUIDE

 1979 NAIAM CROSS-COUNTRY CHAMPIONSHIP
 TEAM RESULTS

TEAM PLACE	TEAM NAME	TEAM SCORE	POINT BREAKDOWN					(PUSHERS)	
			1	2	3	4	5	(6	7)
1	NC STATE	108	1	7	19	38	43	(76	124)
2	OREGON	120	9	22	26	31	32	(47	111)
3	PENN STATE	138	4	3	20	49	57	(64	66)
4	WISCONSIN AT MADISON	142	12	16	30	34	50	(85	150)
5	ARIZONA	181	13	14	21	59	74	(89	96)
6	VIRGINIA	206	2	11	44	70	79	(119	148)
7	CAL-BERKELEY	218	15	25	27	28	123	(128	145)
8	MICHIGAN STATE	259	37	41	52	62	67	(113	141)
9	IOWA STATE	290	33	53	63	69	72	(104	116)
10	CAL-POLY	294	6	36	54	91	107	(120	135)
11	UCLA	294	23	42	45	75	109	(146)
12	PRINCETON	303	3	17	46	110	127	(136	138)
13	PURDUE	309	10	18	84	92	105	(140	143)
14	TENNESSEE	326	40	48	58	86	94	(115	152)
15	MARYLAND	327	5	24	61	100	137	(147)
16	MISSOURI	412	60	68	71	95	118	(125	142)
17	KANSAS STATE	415	35	80	90	102	108	(122	134)
18	U. OF COLORADO	430	73	77	78	99	103	(126	144)
19	ALABAMA	452	51	65	101	114	121	(132	157)
20	MASSACHUSETTS	455	55	81	87	93	139	(159	160)
21	COLORADO STATE	479	29	39	129	133	149	(158	163)
22	FSU	511	83	88	98	112	130	(131)
23	OKLAHOMA	572	56	97	106	151	162	()
24	TEXAS AT AUSTIN	661	82	117	153	154	155	(156	161)

NUMBER OF ENTRANTS 248
 NUMBER OF FINISHERS 205
 NUMBER OF TEAMS 54
 NUMBER OF COMPLETE TEAMS ... 24

 1979 NAIAM CROSS-COUNTRY CHAMPIONSHIP
 INDIVIDUAL PERFORMANCES

FIN TEAM	PLC	PTS	ID	NAME	TEAM	TIME
1	1	126		SHEA, JULIE	NC STATE	*16:35.0

2

2	2	179	GROSS, MARGARET	VIRGINIA	*16:36.9
3	3	246	JENNINGS, LYNN	PRINCETON	*16:40.7
4	4	150	MILLS, KATHY	PENN STATE	*16:46.2
5	5	97	WALSH, MARY	MARYLAND	*16:52.2
6	6	48	KEYES, MAGGIE	CAL-POLY	*16:56.5
7	7	129	SPRINGS, BETTY JO	NC STATE	*17:02.5
8	8	145	CARMICHAEL, HEATHER	PENN STATE	*17:04.6
9	9	141	PARKER, JODY	OREGON	*17:06.2
10	10	154	BUSSA, DIANE	PURDUE	*17:07.5
11	11	185	OCONNOR, AILEEN	VIRGINIA	*17:09.4
12	12	195	THOMSON, ROSE	WISCONSIN AT MADISON	*17:09.9
13	13	205	PALLADINO, PIA	GEORGETOWN UNIV.	*17:10.5
14	14	19	HANSEN, JOAN	ARIZONA	*17:11.6
15	14	20	HANSEN, JOY	ARIZONA	*17:13.4

----- END ALL-AMERICANS -----

16		227	SCHNURPFEL, KIM	STANFORD UNIV.	*17:14.0
17	15	31	OEHM, JAN	CAL-BERKELEY	*17:17.5
18		204	SULLIVAN, ANN	BROWN UNIV.	*17:20.0
19		223	HOCKING, ILEANA	NORTH TEXAS STATE	*17:21.0
20	16	191	MULROONEY, ANN	WISCONSIN AT MADISON	*17:22.2
21	17	250	DEBULTE, DEBBIE	PRINCETON	*17:23.1
22	18	158	MCCARTHY, ALANNA	PURDUE	*17:24.1
23	19	120	FORD, VALERIE	NC STATE	*17:24.9
24	20	151	MURNANE, PATTY	PENN STATE	*17:25.4
25	21	23	KAPUT, MARJORIE	ARIZONA	*17:26.0
26		220	ADAMS, LAURI	MONTANA STATE	*17:27.7
27		210	BROWN, MICHELLE	KANSAS UNIV.	*17:28.5
28	22	144	WILLIAMS, CHERYL	OREGON	*17:31.7
29	23	40	GOEN, LINDA	UCLA	*17:32.0
30	24	96	PAUIK, DEBRA	MARYLAND	*17:32.6
31	25	34	TRUMBLY, ALICE	CAL-BERKELEY	*17:33.0
32	26	139	MORTON, MOLLY	OREGON	*17:33.5
33		203	DODSON, BECKY	BOWLING GREEN STATE	*17:34.0
34	27	33	SCHMANDT, CINDY	CAL-BERKELEY	*17:34.2
35	28	30	HJELTE, LYNNE	CAL-BERKELEY	*17:34.5
36		232	NEIL, SARAH	UNIV. OF WASHINGTON	*17:35.6
37	29	69	LAFFOON, AMY	COLORADO STATE	*17:36.0
38	30	187	HOUSTON, SUZIE	WISCONSIN AT MADISON	*17:36.5
39	31	135	FORBES, ERYN	OREGON	*17:37.5
40	32	142	SCHMIDT, ELLEN	OREGON	*17:38.0
41		212	HAMRIN, MARIE-LOUISE	LAMAR UNIV.	*17:40.1
42	33	81	SEYBOLD, MARY	IOWA STATE	*17:41.5
43	34	194	STEPKA, MARY	WISCONSIN AT MADISON	*17:42.1
44	35	88	SAXON, CATHERINE	KANSAS STATE	*17:43.6
45	36	51	PEEKINS, KATHY	CAL-POLY	*17:44.1
46	37	110	SPATZ, KELLY	MICHIGAN STATE	*17:44.5
47	38	123	OVERBY, SUE	NC STATE	*17:45.5
48		240	ULIAN, DEBBIE	YALE	*17:46.2
49	39	71	WELLS, TERRI	COLORADO STATE	*17:46.5
50	40	172	CLINE, SHANNON	TENNESSEE	*17:46.7
51	41	111	WADSWORTH, CYNTHIA	MICHIGAN STATE	*17:47.0
52	42	43	RALSTON, SHEILA	UCLA	*17:47.4
53	43	121	HENDERSON, ANN	NC STATE	*17:47.6
54	44	182	HAWORTH, JILL	VIRGINIA	*17:48.5
55	45	36	BRODERICK, LINDA	UCLA	*17:49.0
56	46	251	THOMPSON, EVE	PRINCETON	*17:49.5
57		238	HJALMARSON, LIZ	DRAKE	*17:49.9
58	47	140	MOUNTAIN, CATHERINE	OREGON	*17:50.2
59		216	RACETTE, ROCKY	UNIV. OF MINNESOTA	*17:50.6
60	48	175	PORTASIK, LINDA	TENNESSEE	*17:51.5
61	49	153	RAWE, MARY	PENN STATE	*17:52.1
62	50	188	JOHNS, AMY	WISCONSIN AT MADISON	*17:52.5
63	51	11	JACKSON, SUE	ALABAMA	*17:53.0
64	52	106	BERRY, LISA	MICHIGAN STATE	*17:53.4
65	53	79	SCHAFER, WREN	IOWA STATE	*17:53.6
66	54	49	KRAEMER, EILEEN	CAL-POLY	*17:54.0
67		226	THRUUP, LORI ANN	STANFORD UNIV.	*17:56.5
68	55	101	MCCRONE, JUDY	MASSACHUSETTS	*17:58.2
69	56	131	BJELLAND, SIRI	OKLAHOMA	*17:59.2
70	57	146	CLEARY, PEGGY	PENN STATE	*17:59.5
71	58	171	BOYD, MIRIAM	TENNESSEE	*18:00.0
72	59	18	CRYSTAL, STACY	ARIZONA	*18:00.5
73	60	117	MORROW, GINDA	MISSOURI	*18:01.0
74	61	98	WALKER, PATRICIA	MARYLAND	*18:01.4
75	62	112	WASHBURN, JILL	MICHIGAN STATE	*18:01.9
76	63	83	VETTER, DIANE	IOWA STATE	*18:02.4
77	64	148	IHRIG, CAROLYN	PENN STATE	*17:03.0
78	65	15	STURN, CINDY	ALABAMA	*18:03.6
79	66	149	KUBASIEWICZ, MAGDA	PENN STATE	*18:04.5
80		215	BREWER, LAURA	MEMPHIS STATE	*18:05.5
81		221	HOLM, LAURIE	MONTANA STATE	*18:06.5
82		231	GREGG, SUSAN	UNIV. OF WASHINGTON	*18:07.3
83	67	109	RICHARDSON, SUE	MICHIGAN STATE	*18:07.8

3

84 68 119 SEALE, LINDA
85 237 MOLEN, JILL
86 198 RITTENHOUSE, JODY
87 69 75 MCFEIKIN, CHRISTINE
88 70 181 HARDIN, VAL
89 71 118 SAUNDERS, BRENDA
90 206 BECKFORD, DARLENE
91 72 80 SEIP, BRIDGET
92 222 RADFORD, NANCY
93 73 59 MONTES, FRANCES
94 74 26 WIERSON, TERESA
95 75 42 MINTE, KATHY
96 235 CROCKETT, PAM
97 76 125 SHARPE, KIM
98 77 60 THOM, CARLEEN
99 225 SEEGER, NANCY
100 78 58 JORGENSEN, LORI
101 79 184 MACCOLL, JANET
102 80 85 LEVALLEY, JANEL
103 228 MITCHELL, DEBORAH
104 81 104 WELZEL, LINDA
105 82 169 WELLS, KELLY
106 83 6 MOORE, KATHY
107 84 156 MALONE, ANNE MARIE
108 85 190 MCELWEE, MARTY
109 86 173 LASHLEY, LYNN
110 217 WEGNER, TERRIE
111 87 103 PETRICK, CATHLEEN
112 88 1 ANDREU, DARIEN
113 89 21 HOLMES, KRISTA
114 90 86 PIHL, DEBORAH
115 213 GROSS, MICHELLE
116 91 53 WANAMAKER, KADY
117 92 160 TILLAPPAUGH, JUDY
118 93 99 BURKE, JULIE
119 209 OTOOLE, KELLY
120 94 174 MCCALLISTER, ELLEN
121 95 113 COLLINS, BRIDGETTE
122 96 22 JAMES, ANTHEA
123 97 133 CURTIS, MAUIS
124 229 RICHARDS, JACQUELINE
125 219 THOMPSON, SHELLY
126 98 3 GRANT, GALE
127 99 61 WILSON, KATHERINE
128 100 94 FITZGERALD, NANCY
129 101 9 HINES, PHYLLIS
130 102 90 SCHONEWEIS, MARLYS
131 207 HAGENLOCKER, KIRSCHEN
132 103 56 BUTTERWORTH, ALLISON
133 104 78 ROBERTS, KRISTA
134 105 155 DOWTON, JANETTE
135 106 132 CARR, TEENA
136 107 47 KELLEY, JANICE
137 108 87 RAND, ROCHELLE
138 109 38 CHISAM, KATHY
139 110 244 GOLDBURG, BECKY
140 111 143 WARREN, LEANN
141 201 HILLERY, COLLEEN
142 112 4 JAQUISH, NANCY
143 113 108 PENE, ANN
144 114 14 STELZENMUELLER, LEE ANN
145 115 177 THOMAS, SARAH
146 116 77 REINTS, CONNIE
147 117 166 SWEIGART, JAYNE
148 200 COUCALAS, JOY
149 118 115 KUNKFL, MARY
150 119 183 KANSAS, KATE
151 214 QUITGLEY, ANN
152 120 52 STEWART, EVELYN
153 121 13 SENG, CAROL
154 122 92 VARGA, SHIELA
155 123 29 FLOWERS, CHERYL
156 211 WITT, MARY
157 124 127 SHEA, MARY
158 125 116 MAUPIN, SUSAN
159 230 GREGG, SANDRA
160 126 55 GARRITT, ANNE
161 234 NEFF, JUANITA
162 127 252 ZOLLO, ANNA
163 236 DALEBOUT, KRISTIE
164 128 32 ROSS, VALERIE
165 129 72 WOLFE, ROBIN
166 239 MUNIL, ANA
167 130 2 BANKS, MARY
168 131 5 KINCH, LISA

MISSOURI
UNIV. OF UTAH
ARKANSAS
IOWA STATE
VIRGINIA
MISSOURI
HARVARD
IOWA STATE
UNIV. OF NORTH CAROLINA
U. OF COLORADO
ARIZONA
UCLA
UNIV. OF UTAH
NC STATE
U. OF COLORADO
RUTGERS UNIV.
U. OF COLORADO
VIRGINIA
KANSAS STATE
TEXAS AT EL PASO
MASSACHUSETTS
TEXAS AT AUSTIN
FSU
PURDUE
WISCONSIN AT MADISON
TENNESSEE
UNIV. OF MINNESOTA
MASSACHUSETTS
FSU
ARIZONA
KANSAS STATE
LOUISIANA STATE
CAL-POLY
PURDUE
MASSACHUSETTS
INDIANA UNIV.
TENNESSEE
MISSOURI
ARIZONA
OKLAHOMA
TEXAS AT EL PASO
UNIV. OF MONTANA
FSU
U. OF COLORADO
MARYLAND
ALABAMA
KANSAS STATE
UNIV. OF HOUSTON
U. OF COLORADO
IOWA STATE
PURDUE
OKLAHOMA
CAL-POLY
KANSAS STATE
UCLA
PRINCETON
OREGON
AUBURN
FSU
MICHIGAN STATE
ALABAMA
TENNESSEE
IOWA STATE
TEXAS AT AUSTIN
AUBURN
MISSOURI
VIRGINIA
LOUISIANA STATE
CAL-POLY
ALABAMA
KANSAS STATE
CAL-BERKELEY
UNIV. OF KENTUCKY
NC STATE
MISSOURI
UNIV. OF WASHINGTON
U. OF COLORADO
UNIV. OF WYOMING
PRINCETON
UNIV. OF UTAH
CAL-BERKELEY
COLORADO STATE
TEXAS A&M UNIV.
FSU
FSU

*18:08.5
*18:09.9
*18:10.1
*18:10.5
*18:11.0
*18:11.4
*18:13.3
*18:14.0
*18:14.3
*18:15.1
*18:16.1
*18:17.0
*18:17.3
*18:18.0
*18:18.5
*18:18.5
*18:19.1
*18:19.5
*18:20.0
*18:21.1
*18:22.5
*18:23.3
*18:23.8
*18:25.8
*18:27.0
*18:27.4
*18:29.5
*18:30.5
*18:32.0
*18:32.6
*18:33.3
*18:33.5
*18:34.0
*18:34.4
*18:34.8
*18:35.3
*18:35.8
*18:36.9
*18:37.1
*18:37.6
*18:38.1
*18:38.6
*18:39.0
*18:39.3
*18:39.6
*18:41.3
*18:42.3
*18:43.1
*18:43.5
*18:43.9
*18:44.4
*18:44.9
*18:44.9
*18:48.0
*18:48.3
*18:48.5
*18:53.0
*18:53.4
*18:53.6
*18:54.5
*18:55.0
*18:55.3
*18:55.5
*18:55.9
*18:56.1
*18:56.5
*18:56.9
*18:57.1
*18:57.5
*18:57.8
*18:59.4
*19:00.1
*19:01.0
*19:01.3
*19:01.5
*19:01.5
*19:04.0
*19:04.3
*19:05.8
*19:06.0
*19:06.4
*19:06.5
*19:07.0
*19:07.1
*19:07.9
*19:13.3
*19:14.4

169	132	12	MCLENNAN, LINDA	ALABAMA
170	133	63	COOKE, MARGARET	COLORADO STATE
171	134	89	SCHAULIS, DANA	KANSAS STATE
172	135	50	O'DONNELL, SHEILA	CAL-POLY
173	136	242	BRIUDY, MARY	PRINCETON
174	137	93	DRENGWITZ, RUTH	MARYLAND
175	138	243	GINGER, KIM	PRINCETON
176	139	102	MOOREFS, PATRICIA	MASSACHUSETTS
177	140	159	SANFORD, NANCY	PURDUE
178	141	107	OPALEWSKI, MARY ANN	MICHIGAN STATE
179	142	114	GANLY, DONNA	MISSOURI
180	143	157	MAREK, ANDREA	PURDUE
181	144	57	HILLS, KIMBERLY	U. OF COLORADO
182	145	27	COX, PAM	CAL-BERKELEY
183	146	44	SCHULTZE, ELAINE	UCLA
184		202	MAHER, HEIDI	AUBURN
185	147	95	MCGUIRE, SANDRA	MARYLAND
186	148	180	HAFLEY, GAIL	VIRGINIA
187		288	HORAN, VALORIE	UNIV. OF HOUSTON
188	149	84	DELVENTHAL, CHARLENE	COLORADO STATE
189	150	186	GROVE, SANDI	WISCONSIN AT MADISON
190	151	134	HOGHTON, MAUREEN	OKLAHOMA
191		139	DWYER, BETH	AUBURN
192		218	BECKER, SIEGLINDE	UNIV. OF MONTANA
193	152	176	SOLDANO, JUANNE	TENNESSEE
194	153	161	GARCIA, CHRISTINA	TEXAS AT AUSTIN
195		253	BOOK, GAYLE	WEST TEXAS STATE
196	154	165	PILS, MARYANNE	TEXAS AT AUSTIN
197	155	164	MUIR, JANA	TEXAS AT AUSTIN
198	156	170	WILSON, CATHERINE	TEXAS AT AUSTIN
199	157	16	THOMAS, SUE	ALABAMA
200	158	68	KIULAND, LINDA	COLORADO STATE
201	159	105	WILSON, PRISCILLA	MASSACHUSETTS
202	160	100	DALLY, ROBYN	MASSACHUSETTS
203	161	163	MATTHEW, DONNA	TEXAS AT AUSTIN
204	162	130	ANDREWS, SHERRI	OKLAHOMA
205	163	65	DERICHSWEILER, DANA	COLORADO STATE

*19:15.5
*19:16.8
*19:17.4
*19:18.0
*19:21.0
*19:21.4
*19:23.0
*19:24.5
*19:25.3
*19:25.5
*19:27.5
*19:28.3
*19:28.9
*19:30.0
*19:30.6
*19:31.5
*19:34.8
*19:37.0
*19:43.3
*19:44.5
*19:51.6
*19:53.4
*19:55.1
*20:07.5
*20:14.6
*20:16.5
*20:17.1
*20:21.4
*20:28.0
*20:36.9
*20:41.0
*20:47.8
*21:02.0
*21:14.0
*21:15.9
*21:30.1
*21:43.8

NOTE: A STAR (*) INDICATES AN ACTUAL CLOCK TIME.
ALL OTHER TIMES ARE ESTIMATED.

1979 NAIAM CROSS-COUNTRY CHAMPIONSHIP

TEAM SUMMARY

TEAM

TEAM	PLACE	TIME	NAME
ALABAMA			
	63	17:53.0	JACKSON, SUE
	78	18:03.6	STURM, CINDY
	129	18:41.3	HINES, PHYLLIS
	144	18:55.3	STELZENMUELLER, LEEANN
	153	18:59.4	SENG, CAROL
	169	19:15.5	MCLENNAN, LINDA
	199	20:41.0	THOMAS, SUE
	NF		WILSON, PAM
	NF		GANTOUS, LETA
ALABAMA			
	NF		HOFFMAN, SANDY
ARIZONA			
	14	17:11.6	HANSEN, JOAN
	15	17:13.4	HANSEN, JOY
	25	17:26.0	KAPUT, MARJORIE

⑤

72	18:00.5	CRYSTAL, STACY
94	18:16.1	WIERSON, TERESA
113	18:33.0	HOLMES, KRISTA
122	18:37.1	JAMES, ANTHEA
NF		SWENSON, KATHY
NF		ROZAK, DERRA
ARKANSAS		
86	18:10.1	RITTENHOUSE, JODY
AUBURN		
141	18:53.4	HILLERY, CCLLEEN
148	18:56.5	COUCALAS, JOY
184	19:31.5	MAHER, HEIDI
191	19:55.1	DWYER, BETH
BOWLING GREEN STATE		
33	17:34.0	DODSON, JECKY
BROWN UNIV.		
18	17:20.0	SULLIVAN, ANN
CAL-BERKELEY		
17	17:17.5	OEHM, JAN
31	17:33.0	TRUMBLY, ALICE
34	17:34.2	SCHMANDT, CINDY
35	17:34.5	HJELTE, LYNNE
155	19:01.0	FLOWERS, CHERYL
164	19:07.0	ROSS, VALERIE
182	19:30.0	COX, PAM
NF		ZORICH, EUGENIA
NF		CLAIBORN, CINDY
CAL-PJLY		
6	16:56.5	KEYES, MAGGIE
45	17:44.1	PEEKINS, KATHY
66	17:54.0	KRAEMER, EILEEN
116	18:34.0	WANAMAKER, KADY
136	18:48.0	KELLEY, JANICE
152	18:57.8	STEWART, EVELYN
172	19:18.0	O'DONNELL, SHEILA
NF		CARMAN, MARY
COLORADO STATE		
37	17:36.0	LAFFOON, AMY
49	17:46.5	WELLS, TERRI
165	19:07.1	WOLFE, ROBIN
170	19:16.8	COOKE, MARGARET
188	19:44.5	DELVENTHAL, CHARLENE
200	20:47.8	KIULAND, LINDA
205	21:43.8	DERICHSWEILFR, DANA
NF		FEMMER, KAREN
NF		BROWNLEE, JANA
NF		TAMIS, BONNIE
NF		HODGELL, KATHY
DRAKE		
57	17:49.9	HJALMARSON, LIZ
FSU		
106	18:25.8	MOORE, KATHY
112	18:32.6	ANDREU, DARLEN
126	18:39.0	GRANT, SALE
142	18:54.5	JAQUISH, NANCY
157	19:13.3	BANKS, MARY
168	19:14.4	KINCH, LISA
NF		RHODEN, LISA
GEORGETOWN UNIV.		
13	17:10.5	PALLADINO, PIA
HARVARD		
90	18:13.3	BECKFORD, DARLENE
INDIANA UNIV.		
119	18:35.3	OTOOLE, KELLY
IOWA STATE		
42	17:41.5	SEYBOLD, MARY
65	17:53.6	SCHAFFER, WREN
76	18:02.4	VETTER, DIANE
87	18:10.5	MCMEEKIN, CHRISTINE
91	18:14.0	SEIP, BRIDGET
133	18:43.9	ROBERTS, KRISTA
146	18:55.9	REINTS, CONNIE

Annetta

 1979 NAIAM CROSS-COUNTRY CHAMPIONSHIP
 TEAM RESULTS

TEAM PLACE	TEAM NAME	TEAM SCORE	POINT BREAKDOWN					(PUSHERS)	
			1	2	3	4	5	6	7
1	AIR FORCE	79	7	10	16	17	29	(38	58)
2	SEATTLE PACIFIC	109	1	5	24	32	43	(54)
3	VILLANOVA	164	2	15	39	40	68	(78	89)
4	SOUTH DAKOTA STATE	170	8	22	42	46	52	(67	126)
5	RICHMOND	172	6	14	23	57	72	())
6	MANKATO STATE	178	3	20	36	56	63	(70	79)
7	WEST CHESTER	220	11	28	51	61	69	(71	77)
8	EASTERN ILLINOIS	229	9	12	31	69	112	())
9	IDAHO	233	41	45	48	49	53	(64	82)
10	EASTERN WASHINGTON	244	25	34	44	53	88	())
11	KEARNEY STATE	275	13	37	59	75	91	(101)
12	PROVIDENCE	305	27	30	33	86	129	())
13	NORTHERN COLORADO	358	4	99	70	115	118	())
14	ABILEN CHRISTIAN	372	21	62	90	95	104	(111	114)
15	SAYLOR	394	35	66	74	103	116	(130	138)
16	WISCONSIN-MILWAUKEE	428	18	81	102	110	117	(135)
17	WAKE FOREST	436	73	83	87	96	97	(105	122)
18	JAMES MADISON	456	60	84	92	100	120	(125	133)
19	CAL-RIVERSIDE	471	19	98	107	123	124	(128	136)
20	CAL STATE-BAKERSFIELD	471	26	99	106	109	131	())
21	NEVADA-RENO	473	47	80	85	127	134	())
22	BERRY	527	93	94	108	113	119	(121	132)
23	JACKSONVILLE STATE	699	137	139	140	141	142	())

NUMBER OF ENTRANTS 203
 NUMBER OF FINISHERS 179
 NUMBER OF TEAMS 45
 NUMBER OF COMPLETE TEAMS ... 23

 1979 NAIAM CROSS-COUNTRY CHAMPIONSHIP
 INDIVIDUAL PERFORMANCES

FIN TEAM	PLC	PTS	ID	NAME	TEAM	TIME
1	1	400		CORBIN, JOAN	SEATTLE PACIFIC	*17:10.2
2	2	419		LEDDY, BRIGID	VILLANOVA	*17:16.7

10

3	3	480	GATHJE, DONNA	MANKATO STATE	*17:29.0
4	4	339	MCCREERY, JUDY	NORTHERN COLORADO	*17:37.2
5	5	405	VOLK, GAIL	SEATTLE PACIFIC	*17:41.2
6	6	394	SNAGGS, DEBORAH	RICHMOND	*17:45.4
7	7	300	BURR, RITA	AIR FORCE	*17:49.0
8	8	408	BUCKLUND, LORI	SOUTH DAKOTA STATE	*17:51.7
9	9	351	SMITH, RUTH	EASTERN ILLINOIS	*17:52.1
10	10	308	WEBER, ANNETTA	AIR FORCE	*17:57.4
11	11	440	HORNBERGER, LILEEN	WEST CHESTER	*17:59.0
12	12	350	SMITH, RUBIN	EASTERN ILLINOIS	*18:01.4
13		489	BURMAN, WENDY	WISCONSIN-PARKSIDE	*18:02.4
14		457	REISURFER, PAT	AUGUSTANA	*18:04.0
15	13	366	TURSON, MARY	KEARNEY STATE	*18:06.5

----- END ALL-AMERICANS -----

16	14	393	MALVIN, PAMELA	RICHMOND	*18:11.0
17	15	421	SHEA, SUZANNE	VILLANOVA	*18:12.4
18	16	303	HANRAHAN, THERESA	AIR FORCE	*18:16.3
19	17	306	SEINZ, TANYA	AIR FORCE	*18:17.4
20	18	448	KONKOL, CHERYL	WISCONSIN-MILWAUKEE	*18:18.8
21	19	328	ALBERT, MARIE	CAL-RIVERSIDE	*18:23.9
22	20	385	WELG, MARY JO	MANKATO STATE	*18:23.6
23	21	497	TAYLOR, LAURIE	ABILEN CHRISTIAN	*18:31.5
24	22	413	SARGENT, CINDY	SOUTH DAKOTA STATE	*18:34.0
25	23	395	SOKOL, JUANNE	RICHMOND	*18:36.0
26	24	402	IRWIN, LINDA	SEATTLE PACIFIC	*18:40.1
27		484	CASEY, EILEEN	SOUTHWEST MISSOURI STATE	*18:41.4
28		478	CLAIRMONT, BECKY	NORTH DAKOTA STATE	*18:44.0
29		458	SMITH, JUDY	BOISE STATE	*18:44.5
30		468	SHILLITO, BETSY	CORTLAND	*18:00.4
31		473	SHACK, ELIZABETH	LJYOLA	*18:46.0
32		486	AGUIRRE, CARMEN	CENTRAL WASHINGTON	*18:46.1
33		462	BISCHOFF, ANN	BUCKNELL	*18:47.5
34		493	SCHERER, KATHIE	WILLIAM MARY	*18:48.0
35	25	435	TORRENS, CATHERINE	EASTERN WASHINGTON	*18:48.5
36		470	WURL, SUSANNE	MINNESOTA-DULUTH	*18:49.6
37	26	325	RAMIREZ, NANCY	CAL STATE-BAKERSFIELD	*18:52.0
38	27	453	CATALDO, JANICE	PROVIDENCE	*18:53.0
39	28	442	SHAHAN, ANN	WEST CHESTER	*18:53.6
40	29	304	LINDSLEY, DANA	AIR FORCE	*18:56.4
41	30	455	RATCLIFFE, SJE	PROVIDENCE	*18:57.1
42		463	DEANUA, TERE	CAL POLY-POMONA	*18:58.4
43		460	FLICK, CINDY	BOSTON COLLEGE	*19:01.9
44		485	BOURNE, TONI	ST. CLOUD STATE	*19:02.8
45	31	352	SPERRY, MARY	EASTERN ILLINOIS	*19:04.3
46	32	399	BLIZARD, TINA	SEATTLE PACIFIC	*19:05.6
47	33	452	BARRY, SHEILA	PROVIDENCE	*19:06.4
48		477	SCHOONOVER, THERESA	NEBRASKA-OMAHA	*19:07.3
49	34	434	STORY, SHANNON	EASTERN WASHINGTON	*19:08.0
50	35	309	ADAMS, GINDA	BAYLOR	*19:08.8
51	36	377	BEARSON, LORI	MANKATO STATE	*19:09.0
52		492	SARDA, LAURA	WILLIAM MARY	*19:09.1
53	37	361	HARDERS, KATHY	KEARNEY STATE	*19:10.5
54	38	301	COWAN, JACQUE	AIR FORCE	*19:11.0
55	39	418	GILSINGE, CAROL	VILLANOVA	*19:11.1
56	40	422	VARRAIS, DARIA	VILLANOVA	*19:13.4
57	41	345	MESSENGER, PENNY	IDAHO	*19:16.5
58	42	410	COYLE, VICKIKI	SOUTH DAKOTA STATE	*19:16.6
59	43	406	WEITZ, DIANNE	SEATTLE PACIFIC	*19:16.8
60		465	BROOKS, JACKIE	CATHOLIC	*19:18.1
61	44	430	BINSFIELD, TRACY	EASTERN WASHINGTON	*19:18.5
62		461	PANZARELLA, CHERYL	BOSTON COLLEGE	*19:19.0
63	45	346	NUXOLL, JEANNA	IDAHO	*19:19.5
64		487	MYERS, LAURA	CENTRAL WASHINGTON	*19:19.8
65	46	414	WRIGHT, CATHY	SOUTH DAKOTA STATE	*19:20.3
66	47	351	SCHMIDT, TERRY	NEVADA-RENO	*19:20.6
67	48	341	BLACKSTOCK, SONIA	IDAHO	*19:20.9
68	49	347	PARTRIDGE, CINDY	IDAHO	*19:23.4
69	50	343	KNYTYCH, EBRA	IDAHO	*19:25.0
70	51	444	WALLACE, CHERYL	WEST CHESTER	*19:25.8
71		469	DAVIDSON, SUSAN	DAVIDSON	*19:26.0
72	52	411	DIETRICH, KATHY	SOUTH DAKOTA STATE	*19:27.5
73		496	THRUPP, JULIE	CAL-SANTA BARBARA	*19:28.1
74		459	SMITH, JUDY	BOISE STATE	*19:28.9
75	53	436	VANDEBRAKE, JACKI	EASTERN WASHINGTON	*19:29.1
76		467	O'CONNELL, SHARON	CORTLAND	*19:31.1
77	54	398	BATES, SHIRLEY	SEATTLE PACIFIC	*19:31.9
78	55	335	BUTT, JERI	NORTHERN COLORADO	*19:32.1
79	56	382	KAISER, KATHY	MANKATO STATE	*19:32.9
80		494	CANILO, MATILDE	CAL-SANTA BARBARA	*19:33.1
81	57	396	STRONKO, ROSEMARIE	RICHMOND	*19:33.5
82		483	LAW, SALLY	SOUTHERN ILLINOIS-EDWARDS	*19:33.9
83	58	302	HABEICH, ANITA	AIR FORCE	*19:34.6
84	59	363	MCDERMOTT, TERESA	KEARNEY STATE	*19:36.6

85	60	472	KAPPEL, KATHY	NORTH DAKOTA STATE	*19:39.0
86	61	372	NAGY, BEYB	JAMES MADISON	*19:39.0
87	61	439	GLAH, ROSE	WEST CHESTER	*19:40.8
88	62	498	LOPEZ, ALBA	ABILEN CHRISTIAN	*19:41.0
89	63	481	HAYNES, PATRICIA	RICE	*19:41.5
90	63	379	FASANO, SU	MANKATO STATE	*19:41.8
91	64	470	DESMOND, COLLEEN	GEORGE MASON	*19:43.6
92	64	344	MCMICKEN, ROBIN	IDAHO	*19:44.9
93	65	349	OLSSON, SONIA	EASTERN ILLINOIS	*19:45.9
94	66	311	GALE, NATALIE	BAYLOR	*19:46.1
95	67	495	MARTEL, MELISSA	CAL-SANTA BARBARA	*19:46.4
96	67	409	BURNISON, CAROLYN	SOUTH DAKOTA STATE	*19:46.6
97	68	420	REILLY, BEVERLY	VILLANOVA	*19:48.0
98	69	443	THRELFALL, MAXIE	WEST CHESTER	*19:49.5
99	70	378	ERICKSON, KRIS	MANKATO STATE	*19:50.5
100	71	438	CUTRONE, CHRIS	WEST CHESTER	*19:52.0
101	72	397	THOMAS, PATRICIA	RICHMOND	*19:52.6
102	73	429	WHITE, MELANIE	WAKE FOREST	*19:53.0
103	74	313	MCCLENNY, BECKY	BAYLOR	*19:53.6
104	75	360	ELSSASSER, DEBBIE	KEARNEY STATE	*19:55.0
105	76	336	GADDY, PATTY	NORTHERN COLORADO	*19:56.6
106	77	437	COCCIA, JUNE	WEST CHESTER	*19:58.0
107	78	415	CAIN, AMELIA	VILLANOVA	*19:59.3
108	79	376	ANDERSON, JANE	MANKATO STATE	*20:00.6
109	80	392	SMITH, JILL	NEVADA-RENO	*20:02.9
110	81	450	SHELLY, LINDA	WISCONSIN-MILWAUKEE	*20:04.9
111	82	342	CULEMAN, DEBRA	IDAHO	*20:05.5
112	83	491	ROMANCZYK, JAYE	WILLIAM MARY	*20:06.9
113	83	423	BARTEL, KAREN	WAKE FOREST	*20:07.1
114	84	368	BUNTRUCK, LEANN	JAMES MADISON	*20:08.0
115	85	387	BRANTINGHAM, LAURIE	NEVADA-RENO	*20:08.8
116	86	472	TROTTER, KATHRYN	GEORGE MASON	*20:09.4
117	86	454	MULLIGAN, M. JONA	PROVIDENCE	*20:10.3
118	87	474	WEBER, THERESA	LOYOLA	*20:11.6
119	87	490	OSBURNE, BARBARA	WISCONSIN-PARKSIDE	*20:16.6
120	88	426	GRIFFIN, TRINA	WAKE FOREST	*20:18.6
121	88	431	FREEMAN, DENISE	EASTERN WASHINGTON	*20:25.9
122	89	417	GALLAGHER, NANCY	VILLANOVA	*20:27.4
123	90	502	SMITH, DENISE	ABILEN CHRISTIAN	*20:28.0
124	91	365	OSTEN, LOLA	KEARNEY STATE	*20:29.6
125	92	371	HERNDON, TRACY	JAMES MADISON	*20:30.4
126	93	318	SHAUGHNESSY, LIZ	BERRY	*20:30.9
127	94	317	INGRAM, CATHY	BERRY	*20:31.1
128	95	499	ESPARZA, GRACIE	ABILEN CHRISTIAN	*20:34.6
129	96	425	DAVIS, ALISA	WAKE FOREST	*20:36.5
130	97	428	ROSS, CINDY	WAKE FOREST	*20:39.5
131	98	329	DAUGHERTY, KELLY	CAL-RIVERSIDE	*20:41.4
132	99	323	DUNBAR, ROBIN	CAL STATE-BAKERSFIELD	*20:46.0
133	100	367	BROADBUSH, SUSAN	JAMES MADISON	*20:46.3
134	101	464	GLEASON, BETH	CAL POLY-POMONA	*20:46.5
135	101	362	JACOB, JULIE	KEARNEY STATE	*20:47.4
136	102	451	WALDRON, NANCY	WISCONSIN-MILWAUKEE	*20:48.6
137	103	314	VETTER, KATHY	BAYLOR	*20:48.9
138	104	480	FYNES, MARGARET	RICE	*20:49.5
139	104	501	ROFFEE, JUDY	ABILEN CHRISTIAN	*20:50.0
140	105	424	CUDNEY, CATHY	WAKE FOREST	*20:52.6
141	106	327	STEVENS, CARRIE	CAL STATE-BAKERSFIELD	*20:54.9
142	107	332	MISHINA, KRISTYN	CAL-RIVERSIDE	*20:55.1
143	108	319	SAYRES, MARY	BERRY	*20:55.5
144	109	324	LANGDOC, KATHY	CAL STATE-BAKERSFIELD	*20:58.4
145	110	466	HUGHES, CAROLYN	CATHOLIC	*20:58.6
146	110	446	LELAUNE, CAROL	WISCONSIN-MILWAUKEE	*21:01.5
147	111	500	JORDAN, LAURA	ABILEN CHRISTIAN	*21:02.1
148	112	348	LOMAX, LINDA	EASTERN ILLINOIS	*21:09.0
149	113	320	MCEVOY, MURIEL	BERRY	*21:10.0
150	114	503	WHITE, SUSAN	ABILEN CHRISTIAN	*21:11.4
151	115	337	HATRICK, MARY	NORTHERN COLORADO	*21:11.5
152	116	310	ADAMS, LINDA	BAYLOR	*21:14.1
153	117	482	THURMUND, NANCY	RICE	*21:19.5
154	117	447	HUETTENRAUCH, LORA	WISCONSIN-MILWAUKEE	*21:23.4
155	118	340	SCHAEERS, (EBERHARD), SHAR	NORTHERN COLORADO	*21:27.1
156	119	316	BUCE, TRINA	BERRY	*21:28.0
157	120	373	O'DWYER, KATHY	JAMES MADISON	*21:35.1
158	121	321	HARTKORN, VAL	BERRY	*21:40.5
159	122	427	MERRELL, MARGE	WAKE FOREST	*21:48.4
160	123	330	LECHMAN, GONNA	CAL-RIVERSIDE	*21:54.0
161	124	334	TROUARD, STACY	CAL-RIVERSIDE	*21:56.8
162	125	374	RASOR, LYNN	JAMES MADISON	*22:09.8
163	126	412	EVENS, GINA	SOUTH DAKOTA STATE	*22:12.1
164	127	388	DIODUARDI, MICHELLE	NEVADA-RENO	*22:21.3
165	128	333	RINGON, MARGARET	CAL-RIVERSIDE	*22:26.1
166	129	456	SIMSKIE, LINDA	PROVIDENCE	*22:27.3
167	130	315	WILLIAMS, KAYLE	BAYLOR	*22:32.1
168	131	326	SEAY, JODIE	CAL STATE-BAKERSFIELD	*22:37.0
169	132	322	MCCLURE, GLENJA	BERRY	*22:48.6

170	133	369	GIBBONS, MARY	JAMES MADISON	*22:49.8
171	134	386	DELIKOW, JANE	NEVADA-RENO	*23:46.1
172	135	449	MAINECKI, CATHY	WISCONSIN-MILWAUKEE	*23:53.5
173	136	331	LOWE, CAROL	CAL-RIVERSIDE	*24:33.5
174	137	354	DARBY, ELIZABETH	JACKSONVILLE STATE	*24:38.8
175	138	312	LOWRY, LUCINJA	BAYLOR	*24:39.0
176	139	356	POCZATEK, SHARON	JACKSONVILLE STATE	*24:54.6
177	140	358	THREATT, REBECCA	JACKSONVILLE STATE	*26:48.9
178	141	353	CROOK, LILLIE	JACKSONVILLE STATE	*28:07.0
179	142	357	TINGLEY, KAY	JACKSONVILLE STATE	*28:59.9

NOTE: A STAR (*) INDICATES AN ACTUAL CLOCK TIME.
ALL OTHER TIMES ARE ESTIMATED.

1979 NAIAW CROSS-COUNTRY CHAMPIONSHIP
TEAM SUMMARY

TEAM

TEAM	PLACE	TIME	NAME
ABILEN CHRISTIAN			
	23	18:31.5	TAYLOR, LAURIE
	88	19:41.0	LOPEZ, ALBA
	123	20:28.0	SMITH, DENISE
	128	20:34.6	ESPARZA, GRACIE
	139	20:50.0	ROFFEE, JUDY
	147	21:02.1	JORDAN, LAURA
	150	21:11.4	WHITE, SUSAN
AIR FORCE			
	7	17:49.0	BURR, RITA
	10	17:57.4	WEBER, ANNETTA
	18	18:16.3	HANRAHAN, THERESA
	19	18:17.4	SENZ, TANYA
	40	18:56.4	LINDSLEY, DANA
	54	19:11.0	COWAN, JACQUE
	83	19:34.6	HABEICH, ANITA
	NF		WASZKIEWICS, MARGARET
	NF		MCCARTHY, AMY
AUGUSTANA			
	14	18:04.0	REISDORFER, PAT
BAYLOR			
	50	19:08.8	ADAMS, CINDA
	94	19:46.1	GALE, NATALIE
	103	19:53.6	MCCLENNY, BECKY
	137	20:48.9	WETTER, KATHY
	152	21:14.1	ADAMS, LINDA
	167	22:32.1	WILLIAMS, KAYLE
	175	24:39.0	LOWRY, LUCINDA
BERRY			
	126	20:30.9	SHAUGHNESSY, LIZ
	127	20:31.1	INGRAM, CATHY
	143	20:55.5	SAYRES, MARY
	149	21:10.0	MCEVOY, MURIEL
	156	21:28.0	BUCE, TRINA
	158	21:40.5	HARTKORN, VAL
	169	22:48.6	MCCLURE, GLENDA
BOISE STATE			
	29	18:44.5	SMITH, JODY
	74	19:28.9	SMITH, JUDY

W Boston
43 19:10.9 FLICK, CINDY
62 19:19.0 PANZARELLA, CHERYL

BUCKNELL
33 18:47.5 BISCHOFF, ANN

CAL-RIVERSIDE
21 18:23.5 ALBERT, MARIE
131 20:41.4 DAUGHERTY, KELLY
142 20:55.1 MISHIYA, KRISTYN
160 21:54.0 LECHMAN, DONNA
161 21:50.8 TROUPAJ, STACY
165 22:26.1 RINCON, MARGARET
173 24:33.5 LOWE, CAROL

CAL-SANTA BARBARA
73 19:28.1 THRUPP, JULIE
80 19:33.1 CAMILO, MATILDE
95 19:46.4 MARTEL, MELISSA

CAL PULY-POMONA
42 18:58.4 DEANDA, TERE
134 20:46.5 GLEASON, BETH

CAL STATE-BAKERSFIELD
37 18:52.0 RAMIREZ, NANCY
132 20:46.0 DUNBAR, ROBIN
141 20:54.9 STEVENS, CARRIE
144 20:58.4 LANGDUC, KATHY
168 22:37.0 SEAY, JODIE

CATHOLIC
60 19:18.1 BROOKS, JACKIE
149 20:58.6 HUGHES, CARDLYN

CENTRAL WASHINGTON
32 18:40.1 AGUIRRE, CARMEN
64 19:19.8 MYERS, LAURA

CORTLAND
30 18:00.4 SHILLITO, BETSY
76 19:31.1 O'CONNELL, SHARON

DAVIDSON
71 19:26.0 DAVIDSON, SUSAN

EASTERN ILLINOIS
9 17:52.1 SMITH, RUTH
12 18:01.4 SMITH, ROBIN
45 19:04.3 SPERRY, MARY
93 19:45.9 OLSSON, SONIA
148 21:09.0 LUMAX, LINDA

EASTERN WASHINGTON
35 18:48.5 TORRENS, CATHERINE
49 19:08.0 STORY, SHANNON
61 19:18.5 BINSFIELD, TRACY
75 19:29.1 VANDEBRAKE, JACKI
121 20:25.9 FREEMAN, DENISE
NF SIPPL, SUE
NF PIPER, SHERYL

GEORGE MASON
91 19:43.6 DESMOND, COLLEEN
116 20:09.4 TROTTER, KATHRYN
NF NETHERS, ANGELA

IDAHO
57 19:16.5 MESSENGER, PENNY
63 19:19.5 NUXOLL, JEANNA
67 19:20.9 BLACKSTOCK, SONIA
68 19:23.4 PARTRIDGE, CINDY
69 19:25.0 KNYTYCH, DEBRA
92 19:44.9 MCMICKEN, VOJIN
111 20:05.5 COLEMAN, DEBRA

JACKSONVILLE STATE
174 24:38.8 DARBY, ELIZABETH
176 24:54.6 POCZATEK, SHARON
177 26:48.9 THREATT, REBECCA
178 28:07.0 CROOK, LILLIE
179 28:59.9 TINGLEY, KAY
NF OWSLEY, CHERYL

James Johnson

86	19:37.0	NAGY, 3LH
114	20:06.0	BUNTRICK, LEANN
125	20:30.4	HERNDON, TRACY
133	20:46.3	BROADBENT, SUSAN
157	21:35.1	OWDYER, KATHY
162	22:09.8	RASOR, LYNN
170	22:49.8	GIBBONS, MARY
NF		HELLER, JILL

KEARNEY STATE

15	18:06.5	TURSOV, MARY
53	19:10.5	HARDESS, KATHY
84	19:36.6	MCDERMOTT, TERESA
104	19:55.0	ELSASSER, DEBBIE
124	20:29.6	OSTEN, LOLA
135	20:47.4	JACOB, JULIE
NF		CHESTER, DENISE
NF		MEYER, SHARI

LCYCLA

31	18:46.0	SHACK, ELIZABETH
118	20:11.6	WEGER, THERESA

MANKATO STATE

3	17:29.0	GATHJE, DONNA
22	18:23.6	WEIS, MARY JO
51	19:09.0	BEARSON, LORI
79	19:32.9	KATSER, KATHY
90	19:41.8	FASANO, SU
99	19:50.5	ERICKSON, KRIS
108	20:00.6	ANDERSON, JANE
NF		SPENCER, TRICIA
NF		ACTON, SHARON
NF		SUTHERLAND, ZOO
NF		GRAACK, SUE

MARQUETTE

NF		WARNER, KELLY
----	--	---------------

MINNESOTA-DULUTH

36	18:49.6	WURL, SUSANNE
----	---------	---------------

NEBRASKA-OMAHA

48	19:07.3	SCHOONOVER, THERESA
----	---------	---------------------

NEVADA-RENO

86	19:20.6	SCHMIDT, TERRY
109	20:02.9	SMITH, JILL
115	20:08.8	BRANTINGHAM, LAURIE
164	22:21.3	DIOGUARDI, MICHELLE
171	23:46.1	BELIKJW, JANE
NF		EDGINGTON, PAULA
NF		REED, RHONDA

NORTHERN COLORADO

4	17:37.2	MCCREERY, JUDY
78	19:32.1	BUTT, JERI
105	19:56.6	GADDY, PATTY
151	21:11.5	HATRICK, MARY
155	21:27.1	SCHEERS, (EBERHARD), SHARON
NF		JERONIMUS, KENDRA

NORTH DAKOTA STATE

28	18:44.0	CLAIRMONT, BECKY
85	19:36.9	KAPPEL, KATHY

PROVIDENCE

38	18:53.0	CATALDO, JANICE
41	18:57.1	RATCLIFFE, SUE
47	19:06.4	BARRY, SHEILA
117	20:10.3	MULLIGAN, M. QONA
166	22:27.3	SIMSKIE, LINDA

RICE

89	19:41.5	HAYNES, PATRICIA
138	20:49.5	FYNES, MARGARET
153	21:19.5	THURMOND, NANCY

RICHMOND

6	17:45.4	SNAGGS, DEBORAH
16	18:11.0	MALVIN, PAMELA
25	18:36.0	SUKOL, JOANNE
81	19:33.5	STRONKO, ROSEMARIE
101	19:52.6	THOMAS, PATRICIA

Seattle Pacific

1	17:10.2	CORBIN, JOAN
5	17:41.2	VOLK, GAIL
26	18:40.1	IRWIN, LINDA
46	19:05.6	BLIZARD, TINA
59	19:16.8	WEITZ, DIANNE
77	19:31.9	BATES, SHIRLEY
NF		WEITZ, JAN
NF		QUATIER, DEBRA
NF		MILGIC, JANET
NF		HARWOOD, GLENETTE

SOUTHERN ILLINOIS-EDWARDSVILLE
82 19:33.9 LAW, SALLY

SOUTHWEST MISSOURI STATE
27 18:41.4 CASEY, EILEEN

SOUTH DAKOTA STATE
8 17:51.7 BUCKLUND, LORI
24 18:34.0 SARGENT, CINDY
58 19:16.6 COYLE, VICKIKI
65 19:20.3 WRIGHT, CATHY
72 19:27.5 DIETRICH, KATHY
96 19:40.6 BURNISJN, CAROLYN
163 22:12.1 EVENS, GINA

ST. CLOUD STATE
44 19:02.8 BOURNE, TONI

VILLANOVA
2 17:16.7 LEODY, BRIGID
17 18:12.4 SHEA, SUZANNE
55 19:11.1 GILSINGE, CAROL
56 19:13.4 VARAITS, DARIA
97 19:48.0 REILLY, BEVERLY
107 19:59.3 CAIN, AMELIA
122 20:27.6 GALLAGHER, NANCY
NF CUSTELLO, EILEEN

WAKE FOREST
102 19:53.0 WHITE, MELANIE
113 20:07.1 BARTEL, KAREN
120 20:18.5 GRIFFIN, TRINA
129 20:36.5 DAVIS, ALISA
130 20:39.5 ROSS, CINDY
140 20:52.6 CUDNEY, CATHY
159 21:48.4 MERRELL, MARGE

WEST CHESTER
11 17:59.0 HORNBERGER, EILEEN
39 18:53.6 SHAHAN, ANN
70 19:25.8 WALLACE, CHERYL
87 19:40.8 GLAH, ROSE
98 19:49.5 THRELFALL, MARIE
100 19:52.0 CUTROVE, CHRIS
106 19:58.0 COCCIA, JUNE
NF WERKHISER, MEG
NF KERCHNER, LORI

WILLIAM MARY
34 18:48.0 SCHERER, KATHIE
52 19:09.1 SARDA, LAURA
112 20:06.5 ROMANCZYK, JANE

WISCONSIN-MILWAUKEE
20 18:18.8 KONKOL, CHERYL
110 20:04.9 SHELLY, LINDA
136 20:48.6 WALDRON, NANCY
146 21:01.5 LELAUNE, CAROL
154 21:23.4 HUETTENRAUCH, LORA
172 23:53.5 MAINECKI, CATHY

WISCONSIN-PARKSIDE
13 18:02.4 BURMAN, WENDY
119 20:16.6 OSBURY, BARBARA

 1979 NAIWA CROSS-COUNTRY CHAMPIONSHIP
 TEAM RESULTS

TEAM PLACE	TEAM NAME	TEAM SCORE	POINT BREAKDOWN					(PUSHERS)	
			1	2	3	4	5	(6 7)	(--- ---)
1	CAL STATE-HAYWARD	56	2	6	12	17	19	(30 42)	
2	ST. OLAF COLLEGE	74	1	3	5	29	36	(37 38)	
3	WISCONSIN AT LACROSSE	86	4	11	18	22	31	(41 43)	
4	CENTRAL COLLEGE	132	9	15	20	39	49	(50 108)	
5	SLIPPERY ROCK STATE	134	10	13	14	40	57	(58 63)	
6	CAL STATE-SACRAMENTO	161	7	21	27	33	73	(82 87)	
7	WISCONSIN AT STEVENS PT.	166	8	28	34	44	52	(60)	
8	COLLEGE OF ST. THOMAS	214	23	26	47	54	64	(70 75)	
9	WEST POINT	254	32	45	56	59	62	(69 71)	
10	NAVAL ACADEMY	276	25	35	65	74	77	(79 86)	
11	WESTERN WASHINGTON	282	46	53	55	61	67	(76 101)	
12	WHITWORTH	293	24	48	68	72	81	(90 92)	
13	HILLSDALE COLLEGE	320	16	51	80	85	88	(97 105)	
14	UNIV. OF THE SOUTH	440	06	89	94	95	96	(99)	
15	RADFORD	462	78	91	93	98	102	(104)	
16	VANDERBILT	476	83	84	100	103	106	(107)	

NUMBER OF ENTRANTS 166
 NUMBER OF FINISHERS 143
 NUMBER OF TEAMS 43
 NUMBER OF COMPLETE TEAMS ... 16

 1979 NAIWA CROSS-COUNTRY CHAMPIONSHIP
 INDIVIDUAL PERFORMANCES

FIN	TEAM	PLC	PIS	ID	NAME	TEAM	TIME
1					725 BENIOT, JOAN	BOWDOIN	*17:14.5
2	1	557			ENSRUD, JANET	ST. OLAF COLLEGE	*17:50.5
3	2	600			AUBUCHON, MICHELE	CAL STATE-HAYWARD	*18:01.3
4		742			ASFALH, DIANNE	LUTHER COLLEGE	*18:05.5
5	3	664			STRONGE, ELIZABETH	ST. OLAF COLLEGE	*18:13.1
6		735			BURNETTE, RONDA	EASTERN OREGON STATE	*18:13.6
7	4	715			RUSCH, GAIL	WISCONSIN AT LACROSSE	*18:19.8
8	5	663			SEYMOUR, LESLIE	ST. OLAF COLLEGE	*18:23.3
9	6	604			HESTER, CONNIE	CAL STATE-HAYWARD	*18:24.0

(17)

10	726	PETRIC, JANE	BOWDOIN	*18:24.9
11	7	757 FOY, LISA	CAL STATE-SACRAMENTO	*18:27.9
12	8	717 BUNTMAN, DAWN	WISCONSIN AT STEVENS PT.	*18:29.3
13	9	613 RATERING, CAMILLA	CENTRAL COLLEGE	*18:29.5
14		728 SYMONS, JILL	CAL STATE-CHICO	*18:31.8
15	756	LUNDEEN, CONNA	WISCONSIN AT RIVER FALLS	*18:33.4

----- END ALL-AMERICANS -----

16	747	CONLON, CAROL	MONTCLAIR STATE	*18:36.6
17	736	FEATHERKOLF, SUSAN	GETTYSBURG	*18:38.6
18	10	649 KROGSTAD, SUSAN	SLIPPERY ROCK STATE	*18:40.5
19	730	FULKERSON, CATHY	CAL LUTHERAN COLLEGE	*18:41.8
20	729	BRANDT, MARILYN	UNIV. OF CAL-DAVIS	*18:43.5
21	737	UJON, JULIE	KEENE STATE	*18:43.8
22	11	704 AYD, KAREN	WISCONSIN AT LACROSSE	*18:44.5
23	750	CHOINIERE, JUANNE	MAINE	*18:47.0
24	602	CASTRO, FRANKIE	CAL STATE-HAYWARD	*18:48.0
25	743	LINDBERG, KAREN	LUTHER COLLEGE	*18:48.5
26	13	651 MELVIN, PAMELA	SLIPPERY ROCK STATE	*18:51.5
27	14	645 FEASLER, GRAC	SLIPPERY ROCK STATE	*18:56.9
28	15	611 NOWLAN, JULIA	CENTRAL COLLEGE	*18:58.1
29	16	620 MURPHY, KATIE	HILLSDALE COLLEGE	*18:58.8
30	749	PRICE, LESLIE	SUNY-ALBANY	*18:59.1
31	17	608 STOUTT, STIFFANI	CAL STATE-HAYWARD	*18:59.8
32	734	HOLTHUS, SHARON	CORNUCURDIA COLLEGE	*19:00.6
33	732	PAULSON, SUSAN	CARLETON COLLEGE	*19:01.1
34	18	713 MCGOUGH, ELLEN	WISCONSIN AT LACROSSE	*19:03.6
35	19	607 ROBINSON, KAREY	CAL STATE-HAYWARD	*19:05.5
36	766	GORE, CAROLYN	LINFIELD COLLEGE	*19:09.0
37	731	VAN ORJEN, SUE	CALIFORNIA STATE ()	*19:09.9
38	20	612 RASMUSSEN, ROBIN	CENTRAL COLLEGE	*19:10.4
39	21	758 SCANNELL, MARY ANNE	CAL STATE-SACRAMENTO	*19:10.9
40	22	714 ROSSING, SHERI	WISCONSIN AT LACROSSE	*19:11.5
41	23	667 MAYER, TERESA	COLLEGE OF ST. THOMAS	*19:12.1
42	741	SMITH, VICKIE	LOCK HAVEN STATE	*19:12.5
43	24	702 REIMER, DIXIE	WHITWORTH	*19:12.8
44	25	626 BRUZAS, KATHY	NAVAL ACADEMY	*19:13.3
45	751	JOHNSON, DIANNE	PACIFIC LUTHERAN	*19:13.8
46	26	668 MEULEMANS, MARY	COLLEGE OF ST. THOMAS	*19:16.1
47	27	759 PAPPAS, DIANA	CAL STATE-SACRAMENTO	*19:17.0
48	28	720 MAYEK, BETH	WISCONSIN AT STEVENS PT.	*19:17.4
49	753	BRINK, DIANE	PORTLAND	*19:17.6
50	29	660 LAMONT, LAUREL	ST. OLAF COLLEGE	*19:18.0
51	30	603 FELIX, SHANE	CAL STATE-HAYWARD	*19:19.0
52	739	ASHER, TAMMY	LINFIELD COLLEGE	*19:20.9
53	31	712 LINDBERG, CHRIS	WISCONSIN AT LACROSSE	*19:22.5
54	32	685 NELSON, HARLENE	WEST POINT	*19:24.0
55	33	760 SEIBEL, SHAUN	CAL STATE-SACRAMENTO	*19:24.5
56	723	COLLINS, SUE	BATES COLLEGE	*19:24.8
57	34	719 LANERS, TRACEY	WISCONSIN AT STEVENS PT.	*19:27.4
58	727	ODDONE, CATHERINE	CAL STATE-CHICO	*19:28.0
59	35	630 HINKLEY, LAURA	NAVAL ACADEMY	*19:28.5
60	733	TRACEY, MARY	CLAREMONT COLLEGE	*19:31.6
61	755	CRAYER, SANDY	WISCONSIN AT RIVER FALLS	*19:32.6
62	36	659 JORDAN, MARY	ST. OLAF COLLEGE	*19:33.3
63	37	661 MILLER, KATHLEEN	ST. OLAF COLLEGE	*19:34.1
64	38	662 NELSON, SARAH	ST. OLAF COLLEGE	*19:35.1
65	39	614 WILSON, BECKY	CENTRAL COLLEGE	*19:36.5
66	40	644 D#HOEDT, BLANCA	SLIPPERY ROCK STATE	*19:38.0
67	41	708 GESSELL, NATALIE	WISCONSIN AT LACROSSE	*19:39.1
68	42	601 BIGELOW, DENISE	CAL STATE-HAYWARD	*19:40.6
69	746	KELLY, JOY	MACALESTER COLLEGE	*19:41.5
70	43	709 GIBSON, LAURA	WISCONSIN AT LACROSSE	*19:42.0
71	44	718 HLAVKA, KIM	WISCONSIN AT STEVENS PT.	*19:46.5
72	45	688 VOGEL, CATHY	WEST POINT	*19:48.0
73	46	694 RIEDEL, LISA	WESTERN WASHINGTON	*19:50.5
74	47	672 THONETZ, DEBRA	COLLEGE OF ST. THOMAS	*19:51.0
75	48	696 ARMSTRONG, KATHY	WHITWORTH	*19:52.9
76	49	609 HADDY, LAURIE	CENTRAL COLLEGE	*19:56.6
77	50	615 WORDEN, DEBBIE	CENTRAL COLLEGE	*19:58.6
78	51	621 NESBITT, MARCY	HILLSDALE COLLEGE	*20:00.5
79	52	716 BREMSER, RENEE	WISCONSIN AT STEVENS PT.	*20:03.5
80	53	689 ABBOTT, JANE	WESTERN WASHINGTON	*20:04.6
81	54	669 MURPHY, ELIZABTH	COLLEGE OF ST. THOMAS	*20:05.3
82	55	695 THIBODEAU, MARILYN	WESTERN WASHINGTON	*20:05.6
83	56	681 BAYNES, ROBERTA	WEST POINT	*20:06.0
84	57	647 HOLLIS, CARLA	SLIPPERY ROCK STATE	*20:08.0
85	58	650 LIGGETT, MARIAH	SLIPPERY ROCK STATE	*20:08.1
86	59	684 McDONALD, AMY	WEST POINT	*20:09.5
87	722	HAFFNER, MARY	WALDWIN-WALLAVE	*20:11.5
88	60	721 WESTER, KELLY	WISCONSIN AT STEVENS PT.	*20:11.6
89	61	693 MONROE, PATTY	WESTERN WASHINGTON	*20:12.5
90	745	DEHART, LISA	LYNCHBURG	*20:13.5
91	62	686 O#SULLIVAN, GAIL	WEST POINT	*20:14.1

92		752	WERY, CISCA	PACIFIC LUTHERAN	*20:15.0
93	63	643	BURGER, CATHY	SLIPPERY ROCK STATE	*20:16.6
94	64	665	GULLIGAN, MARGARET	COLLEGE OF ST. THOMAS	*20:18.0
95	65	631	JUAREZ, BARBARA	NAVAL ACADEMY	*20:20.5
96	66	656	SCOTT, JACKIE	UNIV. OF THE SOUTH	*20:21.9
97	67	691	BENTLEY, BARBARA	WESTERN WASHINGTON	*20:23.0
98	68	700	JEFFREYS, SUSAN	WHITWORTH	*20:23.9
99	69	683	KNOX, MEG	WEST POINT	*20:24.5
100	70	670	PEIL, JEANNETTE	COLLEGE OF ST. THOMAS	*20:28.5
101	71	680	BATES, MARY ANN	WEST POINT	*20:33.0
102		743	KIRCHHOFF, DIANE	SUNY-ALBANY	*20:35.3
103	72	698	UIXON, JULIE	WHITWORTH	*20:38.0
104	73	762	KLOPSCH, KAREN	CAL STATE-SACRAMENTO	*20:39.0
105	74	629	HEATHERINGTON, MARA	NAVAL ACADEMY	*20:39.5
106	75	666	KING, ANGELA	COLLEGE OF ST. THOMAS	*20:41.9
107	76	690	BAUDIN, LYNN	WESTERN WASHINGTON	*20:43.5
108	77	633	LYNN, LORI	NAVAL ACADEMY	*20:45.6
109	78	636	ELMORE, CINDY	RAFORD	*20:59.3
110	79	627	DEE, SUZANNE	NAVAL ACADEMY	*21:01.9
111	80	618	HALL, KAREN	HILLSDALE COLLEGE	*21:02.1
112	81	699	HOFF, CHERYL	WHITWORTH	*21:03.6
113	82	763	SANTA MARIA, DEBBIE	CAL STATE-SACRAMENTO	*21:16.5
114	83	676	COURTNEY, GALE	VANDERBILT	*21:19.6
115	84	678	THOMAS, VALERIE	VANDERBILT	*21:20.1
116		724	O'BRYANT, REBECCA	BELLARMINE	*21:20.8
117	85	619	MITCHELL, NANCY	HILLSDALE COLLEGE	*21:23.3
118	86	628	EBERHARDT, JEAN	NAVAL ACADEMY	*21:31.3
119		738	ROBINSON, MERRILL	KENYON COLLEGE	*21:32.6
120	87	761	RUDOLPH, DEBBIE	CAL STATE-SACRAMENTO	*21:33.3
121	88	616	UCKER, CATHY	HILLSDALE COLLEGE	*21:35.0
122	89	763	LEATH, NANCY	UNIV. OF THE SOUTH	*21:41.3
123	90	617	WALTON, LORI	WHITWORTH	*21:47.3
124	91	675	CHAPPELLE, SUSAN	RAFORD	*21:56.3
125	92	783	STANDLEY, CINDY	WHITWORTH	*21:59.5
126	93	639	LEWIS, KAREN	RAFORD	*22:06.0
127	94	654	HENRICHS, CYNTHIA	UNIV. OF THE SOUTH	*22:09.0
128	95	652	BOBACK, DEBRA	UNIV. OF THE SOUTH	*22:12.0
129	96	655	OWEN, TERESA	UNIV. OF THE SOUTH	*22:13.0
130	97	622	VAN LAAR, AMY	HILLSDALE COLLEGE	*22:13.5
131	98	642	SCOTT, RENEE	RAFORD	*22:17.9
132		754	HART, LIZ	SOUTHWESTERN AT MEMPHIS	*22:27.6
133	99	653	DOWNS, BAMBI	UNIV. OF THE SOUTH	*22:28.0
134	100	675	COMBS, KIM	VANDERBILT	*22:44.3
135	101	692	GUNBY, LYNN	WESTERN WASHINGTON	*22:48.5
136	102	641	ROOP, SHERRI	RAFORD	*22:54.5
137	103	674	CHOATE, THERESA	VANDERBILT	*22:57.8
138	104	637	GINSBERG, MERYL	RAFORD	*23:11.4
139	105	617	DEETER, THERESA	HILLSDALE COLLEGE	*23:17.5
140		744	CRIFE, CARLA	LYNCHBURG	*23:37.5
141	106	673	ANGUS, CARRIE	VANDERBILT	*24:05.1
142	107	677	STEELE, NANCY	VANDERBILT	*25:05.9
143	108	610	NOLTE, LORI	CENTRAL COLLEGE	*26:05.9

NOTE: A STAR (*) INDICATES AN ACTUAL CLOCK TIME.
ALL OTHER TIMES ARE ESTIMATED.

1979 NAIW CROSS-COUNTRY CHAMPIONSHIP
TEAM SUMMARY

TEAM	PLACE	TIME	NAME
BALDWIN-WALLAVE	87	20:11.5	HAFFNER, MARY

(19) BATES COLLEGE
 56 19:24.8 COLLINS, SUE
 BELLARMINE
 116 21:20.8 O'BRYANT, REBECCA
 BOWDOIN
 1 17:14.5 BENIOT, JOAN
 10 18:24.9 PETRICK, JANE
 CALIFORNIA STATE (1)
 37 19:09.9 VAN ORDEN, SUE
 CAL LUTHERAN COLLEGE
 19 18:41.8 FULKERSON, CATHY
 CAL STATE-CHICO
 14 18:31.8 SYMONS, JILL
 58 19:28.0 ODDONE, CATHERINE
 CAL STATE-HAYWARD
 3 18:01.3 AUBUCHON, MICHELE
 9 18:24.0 HESTER, CONNIE
 24 18:48.0 CASTRO, FRANIE
 31 18:59.8 STOUT, STEFANI
 35 19:05.5 ROBINSON, KAREY
 51 19:19.0 FELIX, SHANE
 68 19:40.6 BIGELW, DENISE
 NF RIEBOLDI, MARY
 NF LARSON, LONDA
 CAL STATE-SACRAMENTO
 11 18:27.9 FOY, LISA
 39 19:10.9 SCANNELL, MARY ANNE
 47 19:17.0 PAPPAS, DIANA
 55 19:24.5 SEIBEL, SHAUN
 104 20:39.0 KLOPSC, KAREN
 113 21:10.5 SANTA MARIA, DEBBIE
 120 21:33.8 RUDDOLPH, DEBBIE
 NF SLATER, TRACEY
 CARLETON COLLEGE
 33 19:01.1 PAULSON, SUSAN
 CENTRAL COLLEGE
 13 18:29.5 RATERING, CAMILLA
 28 18:58.1 NOWLAN, JULIA
 38 19:10.4 RASMUSSEN, ROBIN
 65 19:36.5 WILSON, BECKY
 76 19:56.6 HADDY, LAURIE
 77 19:58.6 WURDEN, DEBBIE
 143 26:05.9 NOLTE, LORI
 CLERMONT COLLEGE
 60 19:31.6 TRACEY, MARY
 COLLEGE OF ST. THOMAS
 41 19:12.1 MAYER, TERESA
 46 19:16.1 MEULEMANS, MARY
 74 19:51.0 THOMETZ, DEBRA
 81 20:05.3 MURPHY, ELIZABETH
 94 20:18.0 COLLISAN, MARGARET
 100 20:26.5 PEIL, JEANNETTE
 106 20:41.9 KING, ANGELA
 NF STOY, JOAN
 CONCORDIA COLLEGE
 32 19:00.6 HOLTHJS, SHARON
 EASTERN OREGON STATE
 6 18:13.6 BURNETTE, RONDA
 GETTYSBURG
 17 18:38.6 FETTEROLF, SUSAN
 HILLSDALE COLLEGE
 29 18:58.8 MURPHY, KATIE
 78 20:00.5 NESBITT, MARCY
 111 21:02.1 HALL, KAREN
 117 21:23.3 MITCHELL, NANCY
 121 21:35.0 BECKER, CATHY
 130 22:13.5 VAN LAAR, AMY
 139 23:17.5 DEETER, THERESA

KEENE STATE

20

21 18:43.8 DICN, JULIE
 KFNYPN COLLEGE
 119 21:32.6 ROBINSJN, MERRILL
 LINFIELD COLLEGE
 36 19:09.0 GORE, CAROLYN
 52 19:20.9 ASHER, TAMMY
 LOCK HAVEN STATE
 +2 19:12.5 SMITH, VICKIE
 LUTHER COLLEGE
 4 18:05.5 ASFAHAL, DIANNE
 25 18:48.5 LINDBERG, KAREN
 LYNCHBURG
 90 20:13.5 DEHART, LISA
 140 23:37.5 CRIPE, CARLA
 MACALESTER COLLEGE
 69 19:41.5 KELLY, JOY
 MAINE
 23 18:47.0 CHOINIÈRE, JOANNE
 MONTCLAIR STATE
 15 18:36.6 CONLON, CAROL
 NAVAL ACADEMY
 44 19:13.3 BRUZAS, KATHY
 59 19:28.5 HINKLEY, LAURA
 95 20:20.5 JUAREZ, BARBARA
 105 20:39.5 HEATHERINGTON, MARA
 158 20:45.6 LYNN, LORI
 116 21:01.5 DEE, SUZANNE
 119 21:31.3 EBERHARDT, JEAN
 NF ZINK, DOROTHY
 NF BELZER, ELIZABETH
 NF BELL, BARBARA
 NF KOYE, SUSAN
 NF BRADSHER, KESA
 PACIFIC LUTHERAN
 45 19:13.8 JOHNSON, DIANNE
 92 20:15.0 WERY, CISCA
 PORTLAND
 +3 19:17.6 BRINK, DIANE
 RADFORD
 109 20:59.3 ELMORE, CINDY
 124 21:50.0 CHAPPELLE, SUSAN
 129 22:06.0 LEWIS, KAREN
 131 22:17.9 SCOTT, RENEE
 136 22:54.5 RUOP, SHERRI
 138 23:11.4 GINSBERG, MERYL
 NF MIDKIFF, CINDY
 NF HOWELL, JUNE
 SLIPPERY ROCK STATE
 18 18:40.5 KRCGSTAD, SUSAN
 20 18:51.5 MLLVIN, PAMELA
 37 18:50.9 FLASLER, GRAC
 66 19:38.0 U#HOEDT, BLANCA
 44 20:08.0 HULLIS, CARLA
 35 20:08.1 LIGGETT, MARIAH
 93 20:16.6 BURGER, CATHY
 47 FLINK, JULIE
 47 KITCHEN, DONNA
 SOUTHWESTERN AT MEMPHIS
 132 22:27.6 HART, LIZ
 ST. OLAF COLLEGE
 2 17:50.5 ENSRUD, JANET
 5 18:13.1 STRONGE, ELIZABETH
 8 18:23.3 SEYMOUR, LESLIE
 50 19:18.0 LAMONT, LAUREL
 62 19:33.3 JORDAN, MARY
 63 19:34.1 MILLER, KATHLEEN
 64 19:35.1 NELSON, SARAH
 NF HAVLIR, DIANE

SUNY-ALBANY

(21)

30	18:59.1	PRICE, LESLIE
102	20:35.3	KIRCHHOFF, DIANE
UNIV. OF CAL-DAVIS		
20	18:43.5	BRANDT, MARILYN
UNIV. OF THE SOUTH		
96	20:21.9	SCOTT, JACKIE
122	21:42.5	REATH, NANCY
127	22:09.0	HENRICHS, CYNTHIA
128	22:12.0	BOBACK, DEBRA
129	22:13.0	OWEN, TERESA
133	22:28.0	DOWN, BAMBI
VANDERBILT		
114	21:19.6	COURTNEY, GALE
115	21:20.1	THOMAS, VALERIE
134	22:44.3	COMBS, KIM
137	22:57.8	CHOATE, THERESA
141	24:05.1	ANGUS, CARRIE
142	25:05.5	STEELE, NANCY
NF		WURM, CHRISTINE
WESTERN WASHINGTON		
73	19:50.5	RIEDEL, LISA
80	20:04.6	ABBOTT, JANE
82	20:05.6	THIBODEAU, MARILYN
89	20:12.5	MONROE, PATTY
97	20:23.0	BENTLEY, BARBARA
107	20:43.5	BAUDIN, LYNNE
135	22:48.5	GUNBY, LYNN
WEST POINT		
54	19:24.0	NELSON, HARLENE
72	19:48.0	VOGL, CATHY
83	20:06.0	BAYNES, ROBERTA
86	20:09.5	MCDONALD, AMY
91	20:14.1	O'SULLIVAN, GAIL
99	20:24.5	KNOX, MEG
101	20:33.0	BATES, MARY ANN
NF		PHOENIX, SALLY
NF		BEDNAR, ILSA
WHITWORTH		
43	19:12.8	REIMER, DIXIE
75	19:52.9	ARMSTRONG, KATHY
98	20:23.9	JEFFREYS, SUSAN
103	20:38.0	DIXON, JULIE
112	21:03.6	HOFF, CHERYL
123	21:47.0	CARLTON, LORI
125	21:55.5	STANDLEY, CINDY
NF		NUNNALLY, PAULA
WISCONSIN AT LACROSSE		
7	18:19.8	RUSCH, GAIL
22	18:44.5	AYC, KAREN
34	19:03.6	MCGOUGH, ELLEN
40	19:11.5	RUSSTIG, SHERI
53	19:22.5	LINDBERG, CHRIS
57	19:39.1	GESSELL, NATALIE
70	19:42.0	GIBSON, LAURA
NF		GASS, STEVI
NF		BOOTH, DEBBY
NF		HARTWIG, BARB
NF		FUREY, CARRIE
NF		HOWARD, CAROL
WISCONSIN AT RIVER FALLS		
15	18:33.4	LUNDEEN, DONNA
51	19:32.6	CRYER, SANDY
WISCONSIN AT STEVENS PT.		
12	18:29.3	BUNTMAN, DAWN
48	19:17.4	MAYEK, BETH
57	19:27.4	LAMERS, TRACEY
71	19:46.5	PLAVKA, KIM
79	20:03.5	BREMSE, RENEE
88	20:11.6	WESTER, KELLY