

## **Bowden's Xth**


***"Bowden seems to have relished the opportunity to play teams like Pittsburgh, Ohio State and Nebraska, even if games could only be arranged in their stadiums."***

***—Bill McGrotha,  
Tallahassee Democrat***




***"I want to get this program to the point where people all over the country think of us with the Notre Dames, the Southern Cals, the Ohio States and the Michigans. Even if we aren't very good, I want people to think —based on past records — that we are good. I want to be ranked high in the preseason. I want people to think of FSU as a major power. I want to make this one of the strongest programs in America."***







## 1984 Review





## Florida State 48, East Carolina 17

TALLAHASSEE, FL (Sept. 1)—Behind the passing of Eric Thomas, Florida State exploded for 21 second quarter points as the Seminoles opened the 1984 season with a 48-17 rout of East Carolina.

With the score 10-3, Darrin Holloman started the assault with a 13-yard reverse that made it 17-3. On the Seminoles' next possession, Thomas hit split end Hassan Jones with a 17-yard scoring strike to up the lead to 24-3.

Eric Riley intercepted an East Carolina pass at the FSU 32 to set up the next score—a 31-yard touchdown pass to Jessie Hester.

Greg Allen led an awesome Seminole ground attack that netted 327 yards on the night. Allen covered 113 of the yards on just 17 carries.

Last year's backup wide receiver Darrin Holloman scored three times on reverses during the 1984 season, including twice in the East Carolina game. The reverse has been a favorite trick play of Bowden's over the years and he used it successfully against ECU when the ex-tailback went in on 9 and 13 yard runs.



East Carolina	3	0	7	7-17
Florida State	10	21	7	10-48
<b>Yardstick</b>	<b>FS</b>	<b>EC</b>		
First Downs	31	19		
Rushing Attempts	58	46		
Rushing Yards	327	229		
Passes Attempted	20	21		
Passes Completed	12	7		
Passes Intercepted	0	2		
Passing Yards	177	125		
Total Offense	504	354		
Fumbles Lost	0	1		

FS—Schmidt 27 FG EC—Heath 52 FG FS—Snipes 5 run (Schmidt kick) FS—Holloman 13 run (Schmidt kick) FS—H. Jones 17 pass from Thomas (Schmidt kick) FS—Hester 31 pass from Thomas (Schmidt kick) EC—Patton 16 pass from Bolch (Heath kick) FS—Allen 3 run (Schmidt kick) FS—Holloman 9 run (Schmidt kick) FS—Schmidt 44 FG EC—Walden 5 run (Heath kick)

**FS Rushing:** Allen 17-113; Cl. Jones 5-34; Snipes 8-37; T. Smith 11-70; Thomas 7-10; Holloman 2-22; Coker 2-1; Cd. Jones 4-37; Denson 2-3

**EC Rushing:** Walden 15-61; Branch 10-61; Baker 5-31; Simpson 4-12; Bartlett 6-50; Jones 5-11; Adams 1-3

**FS Passing:** Thomas 19-12-0-177; Coker 1-0-0-0

**EC Passing:** Jones 18-6-2-109; Bartlett 2-0-0-0; Bolch 1-1-0-16

**FS Receiving:** Hester 4-59; Patton 2-30; H. Jones 2-35; Cl. Jones 1-22; Gainer 1-12; Holloman 1-11; Smith 1-8

**EC Receiving:** Adams 4-64; Williams 1-33; Nichols 1-12; Patton 1-16

## Florida State 42, Kansas 16

LAWRENCE, KS (Sept. 15)—Bruce Heggie returned a blocked punt seven yards for a touchdown and Joe Wessel set up another score by dropping Kansas punter Tom Becker on the Kansas 15 as Florida State scored two touchdowns in the first three minutes of the fourth quarter to give the Seminoles a 42-16 win over Kansas.

Taking a 21-10 lead into the closing minutes of the third quarter, Wessel sacked Becker on the KU 15 after Becker had trouble handling a snap from center. Two plays later, after an FSU penalty, Greg Allen went around left end for a 23-yard touchdown run to make it 28-3.

Moments later, Wessel barreled in left side—blocking Becker's punt. Heggie recovered the ball on the Kansas seven and trotted in for the score. Allen, who had 134 yards on the night, and Cletis Jones, who added 114 yards on the ground, each scored two touchdowns in the rout.

Florida State	7	7	7	21-42
Kansas	3	7	0	6-16
<b>Yardstick</b>	<b>FS</b>	<b>K</b>		
First Downs	26	27		
Rushing Attempts	54	37		
Rushing Yards	301	169		
Passes Attempted	16	41		
Passes Completed	11	22		
Passes Intercepted	0	3		
Passing Yards	167	293		
Total Offense	468	463		
Fumbles Lost	2	2		

K—Schwartzburg 31 FG FS—H. Jones 15 pass from Thomas (Schmidt kick) FS—Cl. Jones 40 run (Schmidt kick) K—Holloway 70 pass from Norseth (Schwartzburg kick) FS—Cl. Jones 1 run (Schmidt kick) FS—Allen 23 run (Schmidt kick) FS—Heggie 7 punt return (Schmidt kick) K—Williams 14 run (pass failed) FS—Allen 5 run (Schmidt kick)

**FS Rushing:** Allen 16-133; Cl. Jones 16-114; Snipes 9-27; Coker 3-13; Cd. Jones 1-12; Thomas 9-2

**K Rushing:** Mimbs 16-80; Williams 7-52; Norseth 11-50; Fields 1-7; Orth 1-(-2); Becker 1-(-18)

**FS Passing:** Thomas 16-11-0-167


**K Passing:** Norseth 32-18-1-255; Orth 9-4-2-38

**FS Receiving:** H. Jones 3-74; Carter 2-43; Hester 2-15; Allen 2-12; Holloman 1-18; Cd. Jones 1-5

**K Receiving:** Peele 7-57; Holloway 6-141; Estell 2-23; Mimbs 2-22; Williams 1-13; Parks 1-12; Long 1-11; Eanes 1-9; Fields 1-5




Block party leader Joe Wessel sacked the Kansas punter, leading to a Tribe score and later blocked another punt that was recovered in the endzone for a TD. Wessel's block party lasted all season long as the senior got four punts himself and scored three TD's off blocked punts in 1984.





## 1984 Review



Jessie Hester, who became FSU's sixth player to be selected in the first round of the NFL draft in April, led the rout of defending national champion Miami by catching five passes for 116 yards and rushing for 102 more.



He scored the first touchdown of the game on a 77-yard reverse play in the third quarter, giving FSU a 17-0 lead which proved to be too much for the Hurricanes.

### Florida State 38, Miami 3

MIAMI, FL (Sept. 22)—Jessie Hester scored on a 77-yard reverse and Derek Schmidt booted three first-half field goals as Florida State stunned defending national champion Miami, 38-3, in the Orange Bowl.

With neither offense moving effectively, FSU took a 9-0 lead into the half—as Schmidt connected on field goal attempts of 54, 40 and 38 yards.

Facing a third and 17 on its first possession of the second half, Hester took a pitchout down the left sidelines for 77 yards and an FSU touchdown. Two Rosie Snipes touchdown runs of four and three yards added to the Seminole total.

Florida State's defense also had a big night—sacking Bernie Kosar six times for a minus 75 yards and holding the Miami ground attack to just 10 yards on 34 carries.

Florida State	6	3	15	14—38
Miami	0	0	0	3—3

Yardstick	FS	M
First Downs	15	17
Rushing Attempts	43	32
Rushing Yards	284	10
Passes Attempted	16	34
Passes Completed	10	18
Passes Intercepted	0	2
Passing Yards	194	237
Total Offense	478	247
Fumbles Lost	0	2

FS—Schmidt 54 FG FS—Schmidt 40 FG FS—Schmidt 38 FG FS—Hester 77 run (Schmidt kick) FS—Snipes 4 run (Schmidt kick) UM—Cox 36 FG FS—H. Jones 25 pass from Thomas (Schmidt kick) FS—Snipes 3 run (Schmidt kick)

**FS Rushing**—Allen 10-65; Thomas 12-15; Cl. Jones 10-47; Hester 2-102; Snipes 6-43; Denson 2-10; Palmer 1-2

**UM Rushing**—Highsmith 6-10; Kosar 6-(-75); Williams 4-48; Oliver 9-46; Stanish 2-5; Testaverde 3-(-11); Bratton 2-(-3)

**FS Passing**—Thomas 15-9-0-151; H. Jones 1-1-0-43

**UM Passing**—Kosar 19-11-1-154; Testaverde 15-7-1-83

**FS Receiving**—Hester 5-116; Gainer 2-19; Panton 1-22; Snipes 1-12; H. Jones 1-25

**UM Receiving**—Shakespeare 8-109; Williams 3-35; Oliver 1-31; Highsmith 2-11; Bratton 3-46; Roberts 1-5

### Florida State 44, Temple 27

TALLAHASSEE, FL (Sept. 29)—Greg Allen ran 43 yards for one touchdown and the Florida State defense set up another touchdown with a blocked kick as the Seminoles went to 4-0 on the season with a 44-27 win over Temple.

With the game scoreless late in the first period, Joe Wessel blocked a Temple punt that John Eafor recovered on the Temple 44-yard line. Facing a third and 29 at the 43, Allen broke free on a draw play for Florida State's first touchdown.

Two possessions later, Wessel turned the same trick—this time blocking a field goal attempt. Cornerback Eric Riley scooped up the ball, running 40 yards for FSU's second score.

For the game, Allen recorded his third 100-yard performance—picking up 135 yards on just 18 carries.

Temple	0	6	6	15—27
Florida State	7	21	3	13—44

Yardstick	FS	T
First Downs	18	21
Rushing Attempts	52	41
Rushing Yards	243	120
Passes Attempted	17	30
Passes Completed	8	15
Passes Intercepted	0	2
Passing Yards	144	264
Total Offense	387	384
Fumbles Lost	1	2

FS—Allen 43 run (Schmidt kick) FS—Riley 40 return (Schmidt kick) FS—Hester 39 pass from Thomas (Schmidt kick) T—Slade 1 run (kick failed) FS—H. Jones 10 pass from Thomas (Schmidt kick) FS—Schmidt 49 FG T—Palmer 2 run (pass failed) FS—Hester 11 pass from Thomas (pass failed) T—Slade 7 run (Cooper kick) FS—Holloman 1 run (Schmidt kick) T—Palmer 19 pass from Thompson (Thompson run)

**FS Rushing**—Allen 18-135; Cl. Jones 15-76; Thomas 9-8; Holloman 9-24; Coker 1-0

**T Rushing**—Slade 11-38; Palmer 14-41; Saltz 9-25; Thompson 2-(-6); Pote 4-19; McHugh 1-3

**FS Passing**—Thomas 17-8-0-144

**T Passing**—Saltz 17-8-1-90; Thompson 11-5-1-112; Palmer 1-1-0-33; Slade 1-1-0-29

**FS Receiving**—Hester 2-50; H. Jones 4-75; Cl. Jones 1-(-4); Gainer 1-20

**T Receiving**—Pronko 1-11; Marshall 4-90; Andrien 1-7; McMullen 2-16; Carter 4-95; Palmer 2-33; Roscoe 1-12



It was Wessel again who was the MVP of the Temple game, blocking a punt and field goal in the first half. Both plays resulted in FSU scores as Wessel's three blocked kicks in the first four games of 1984 had teams taking notice of his unusual abilities.





Freshman kicker Derek Schmidt, the top freshman scorer in the nation last year, had a school record 54-yard field goal vs. Miami. He followed that performance with a 42-yard

## Florida State 17, Memphis State 17

MEMPHIS, TN (Oct. 6)—Derek Schmidt booted a 42-yard field goal on the last play of the game to give Florida State a 17-17 tie with upset minded Memphis State.

After falling behind 10-0 early, Florida State rallied for a 14-10 lead on a 10-yard touchdown run from Greg Allen and an 11-yard pass from Eric Thomas to Hassan Jones.

But Memphis State came right back as Danny Sparkman hit Jerry Harris with a 79-yard bomb as MSU took a 17-14 halftime lead.

Although Greg Allen had an outstanding night with 143 yards on 23 carries, Thomas could not get on track and the FSU offense sputtered.

Trailing 17-14, FSU started a last ditch drive that ended when Schmidt hit his sixth consecutive field goal of the season as the clock wound down. FSU went to 4-0-1 with the tie, Memphis State went to 3-1-1.

Florida State	0	14	0	3-17
Memphis State	10	7	0	0-17

Yardstick	FS	MS
First Downs	18	11
Rushing Attempts	51	38
Rushing Yards	194	126
Passes Attempted	21	14
Passes Completed	5	9
Passes Intercepted	0	2
Passing Yards	56	155
Total Offense	286	281
Fumbles Lost	1	0

MS—Glosson 22 FG MS—Jackson 10 pass from Sparkman (Glosson kick) FS—Allen 10 run (Schmidt kick) FS—H. Jones 11 pass from Thomas (Schmidt kick) MS—Harris 79 pass from Sparkman (Glosson kick) FS—Schmidt 42 FG

FS Rushing—Allen 23-143; Cl. Jones 14-46; Smith 6-29; Thomas 7-(-15); Hester 1-(-8)

MS Rushing—Williams 17-84; Clayton 9-31; Wormack 4-18; Sparkman 5-(-11); Atkins 2-7; Becton 1-(-3)

FS Passing—Thomas 21-5-0-357

MS Passing—14-9-2-155

FS Receiving—H. Jones 2-25; Pantan 1-6; Hester 2-25

MS Receiving—Harris 1-79; Jackson 2-32; Williams 2-32; Lovelady 1-1; Blalock 1-2; Clayton 1-1; Atkins 1-7

## Auburn 42, Florida State 41

TALLAHASSEE, FL (Oct. 13)—Brent Fullwood capped a last-minute, 76-yard scoring drive with a four yard touchdown run to give Auburn University a wild 42-41 win over Florida State before a record crowd of 58,671 fans at Doak Campbell Stadium.

Florida State, which trailed 29-17 early in the third quarter after a freak 60-yard fumble return by Auburn's Ed Graham, scored 15 third quarter points to take a 32-29 lead into the final stanza.

A 34-yard field goal by Derek Schmidt upped the lead to 35-29; before the teams exchanged touchdowns to make it 41-36.

Auburn's defense held FSU on its next possession and the Tigers took over on its own 24 following a 38-yard punt by Louis Berry.

Eleven plays later, Fullwood bulled over from the four for the margin of victory. A 52-yard desperation pass to Herb Gainer gave the Seminoles the ball on the Auburn 38, but officials ruled Gainer stepped out of bounds after play had expired.

Auburn	10	12	7	13-42
Florida State	3	14	15	9-41

Yardstick	FS	A
First Downs	32	20
Rushing Attempts	57	50
Rushing Yards	234	273
Passes Attempted	29	23
Passes Completed	18	8
Passes Intercepted	0	0
Passing Yards	357	199
Total Yardage	591	472
Fumbles Lost	1	1

A—Fullwood 2 run (McGinty kick) FS—Schmidt 40 FG A—McGinty 36 FG FS—Panton 7 pass from Thomas (Schmidt kick) A—Campbell 69 run (kick failed) A—Fullwood 9 run (pass failed) FS—Hester 73 pass from Thomas (Schmidt kick) A—Graham 60 fumble return (McGinty kick) FS—Holloman 10 run (Schmidt kick) FS—H. Jones 13 pass from Thomas (Hester pass from Thomas) FS—Schmidt 34 FG A—Collins 10 run (McGinty kick) FS—H. Jones 14 pass from Thomas (run failed) A—Fullwood 4 run (pass failed)

FS Rushing—Allen 9-49; Thomas 15-53; Cl. Jones 5-20; Snipes 16-103; Holloman 2-26; Smith 10-49

A Rushing—Fullwood 11-35; Agee 9-25; Collins 7-44; Washington 11-66; Campbell 9-92; Ware 1-1; Jessie 2-10

FS Passing—Thomas 29-18-0-357

A Passing—Washington 23-8-0-199

FS Receiving—H. Jones 7-101; Pantan 3-29; Hester 4-143; Gainer 2-59; Holloman 1-7; Carter 1-18

A Receiving—Weygand 4-147; Gainous 1-19; Agee 1-18; Parks 1-13; Fullwood 1 yd.

## Florida State 27, Tulane 6

TALLAHASSEE, FL (Oct. 20)—Outstanding special teams play again accounted for two touchdowns as the Seminoles recorded their fifth victory of the season, a 27-6 win over Tulane.

With the score tied 6-6 in the third quarter, Lenny Chavers broke through the Tulane line to block a Sammy Amarena punt. Joe Wessel picked up the ball and scampered 10 yards for a Seminole score.

On Tulane's next possession, with Amarena again back to punt, Jesse Solomon blocked the kick and fell on the ball in the Tulane endzone for another FSU score.

With the game in hand, Greg Allen capped off a 111-yard rushing performance with a 42-yard run.

FSU's defense, playing one of its best games of the season, held Tulane to just 101 yards rushing.

field goal on the last play of the Memphis State game which allowed the Seminoles to tie the Tigers 17-17. Quarterback Eric Thomas had the 10th best yardage day in FSU history against Auburn, completing 18 of 29 passes for 357 yards and four TDs. His last completion of the game was a 52-yarder to Herb Gainer as time ran out. With another second on the clock, FSU would have sent Schmidt in for the try at victory.



Tulane	3	3	0	0-6
Florida State	6	0	14	7-27

<b>Yardstick</b>	<b>FS</b>	<b>T</b>
First Downs	18	21
Rushing Attempts	51	42
Rushing Yards	303	101
Passes Attempted	15	29
Passes Completed	5	15
Passes Intercepted	1	1
Passing Yardage	25	187
Total Offense	328	288
Fumbles Lost	2	2

FS—Schmidt 32 FG T—Wood 40 FG FS—Schmidt 41 FG T—Wood 42 FG  
 FS—Wessel 10 punt return (Schmidt kick) FS—Solomon 19 punt return  
 (Schmidt kick) FS—Allen 42 run (Schmidt kick)

**FS Rushing**—Allen 13-111; Cd. Jones 8-25; Thomas 12-37; Snipes 12-81;  
 Cl. Jones 5-37; Holloman 1-12

**TU Rushing**—Jones 14-58; Caravella 10-54; Karcher 5-(-28); Lavalais 7-19;  
 Ambrose 1-(-2); McLaughlin 4-(-6); Dent 1-6

**FS Passing**—Thomas 15-5-1-25

**TU Passing**—Karcher 17-7-1-106; McLaughlin 12-8-0-81

**FS Receiving**—Carter 1-7; Cd. Jones 1-(-10); Gainer 1-10; H. Jones 2-18

**TU Receiving**—Route 6-87; Savini 4-59; Harrison 1-18; Adams 2-10; M.  
 Jones 1-4; Zeno 1-9

## Florida State 52, Arizona State 44

TEMPE, AZ (Nov. 3)—Joe Wessel returned two blocked punts for touchdowns and quarterback Kirk Coker came off the bench to throw for 203 yards and two more touchdowns as Florida State outlasted Arizona State 52-44 in Tempe.

Florida State fell behind early in the game, as Arizona State scored 17 unanswered points at the start of play. But the Seminole specialty teams got things going at the 10:39 mark of the second quarter when Lenny Chavers blocked Jim Meyer's punt and Wessel returned it eight yards for a Seminole score.

After trading field goals, Coker and Greg Allen took over the show. Coker worked the Seminoles down the field with several passes; while Allen tore off huge chunks of yardage on sweeps.

A one-yard touchdown run by Allen on fourth and goal moved FSU to within three at the half, 20-17.

A 21-point third quarter gave the Seminoles the win. Coker hit Hester with a 28-yard scoring pass and on the Seminoles' next possession, Allen broke through the middle—going 81 yards for a touchdown.

Florida State added a third touchdown in the quarter when Coker hit Hester, this time for 69 yards.

With the score 45-30, Wessel put the game out of reach—blocking a Meyer's punt on the 34, picking it up and scoring his second touchdown of the game. Two late ASU scores, aided by numerous penalties brought the final to 52-44. Allen finished the day with 223 yards rushing on just 22 carries.

Arizona State	10	10	10	14-44
Florida State	0	17	21	14-52

<b>Yardstick</b>	<b>FS</b>	<b>AS</b>
First Downs	19	36
Rushing Attempts	53	31
Rushing Yards	358	119
Passes Attempted	17	59
Passes Completed	9	38
Passes Intercepted	0	1
Passing Yards	210	532
Total Offense	568	651
Fumbles Lost	0	0

AS—Zendejas 18 FG AS—Allen 13 pass from VanRaaphorst (Zendejas kick)  
 AS—Allen 4 pass from VanRaaphorst (Zendejas kick) FS—Wessel 8 punt  
 return (Schmidt kick) AS—Zendejas 38 FG FS—Schmidt 52 FG FS—Allen  
 1 run (Schmidt kick) FS—Hester 28 pass from Coker (Schmidt kick) AS—  
 Zendejas 34 FG FS—Allen 81 run (Schmidt kick) FS—Hester 69 pass from  
 Coker (Schmidt kick) AS—Amonia 14 pass from VanRaaphorst (Zendejas  
 kick) FS—Cl. Jones 2 run (Schmidt kick) FS—Wessel 34 punt return  
 (Schmidt kick) AS—Cox 4 pass from VanRaaphorst (pass failed) AS—  
 Amonia 2 run (Crawford run)

**FS Rushing**—Thomas 3-15; Allen 22-223; Cl. Jones 17-63; Coker 5-1; Snipes  
 6-53

**AS Rushing**—Clack 20-69; Crawford 10-49; Amonia 2-2

**FS Passing**—Thomas 6-1-0-7; Coker 11-8-0-203

**AS Passing**—VanRaaphorst 59-38-1-532

**FS Receiving**—Hester 3-104; H. Jones 4-82; Carter 1-22; Holloman 1-2


**AS Receiving**—Cox 8-159; Clack 4-60; Allen 10-160; Koss 6-42; Amonia  
 1-14; Crawford 7-67; Grier 2-30

## 1984 Review

Once again, Joe Wessel was the unlikely Seminole hero in the Tulane game. He returned a Lenny Chavers' punt block into the endzone to break a 6-6 tie in the third quarter of the Tulane game. It was also his presence on the outside of the line that allowed Chavers to come through the middle of the line later in the game to block another punt.



Senior running back Greg Allen ran for 223 yards and two touchdowns in his best performance of the season as FSU scored a come-from-behind victory over Arizona State. The win was costly for the Seminoles, though, as Allen suffered a knee injury that forced him to miss the last three games of the season and QB Thomas went down with a hip pointer.





## South Carolina 38, Florida State 26

COLUMBIA, SC (Nov. 10)—Raynard Brown returned the second half kickoff 99 yards for a touchdown and Thomas Dendy rushed for 113 yards and two more scores as undefeated South Carolina beat Florida State 38-26 in a nationally televised game.

After falling behind 38-7 early in the third period, the Seminoles fought back to within 12 with the help of two touchdown passes, a safety and field goal, but nine second half FSU turnovers spelled doom for the Tribe, which fell to 6-2-1 on the season.

The loss spoiled outstanding performances by Rosie Snipes and Jessie Hester for the Seminoles. Snipes ran for 151 yards on 19 carries; while Hester pulled down nine passes for 156 yards and one touchdown.

Florida State	7	0	8	11-26
South Carolina	10	7	21	0-38
<b>Yardstick</b>	<b>FS</b>		<b>SC</b>	
First Downs	25		15	
Rushing Attempts	38		38	
Rushing Yards	145		235	
Passes Attempted	49		18	
Passes Completed	22		9	
Passes Intercepted	7		0	
Passing Yards	348		239	
Total Offense	493		474	
Fumbles Lost	2		4	

FS—Snipes 3 run (Schmidt kick) SC—Dendy 57 run (Hagler kick) SC—Dendy 2 run (Hagler kick) SC—Hagler 27 FG SC—Brown 99 kickoff return (Hagler kick) SC—Bradshaw 8 pass from Mitchell (Hagler kick) SC—Smith 4 pass from Mitchell (Hagler kick) FS—Hester 16 pass from Thomas (Hester pass from Thomas) FS—Schmidt 26 FG FS—Safety, Taylor tackles Hold in endzone FS—Carter 3 pass from McManus (pass failed)

**FSU Rushing**—Coker 7-(-10); Allen 5-(-1); Cl. Jones 6-22; Snipes 19-151; Scott 1-(-17)

**SC Rushing**—Dendy 14-113; Mitchell 6-15; Lewis 9-38; Brown 6-40; Hold 8-(-11); Hillary 1-(-4); Smith 4-44

**FS Passing**—Coker 23-11-3-207; Thomas 16-5-2-86; McManus 9-5-2-41; Jones 1-1-0-14

**SC Passing**—Mitchell 11-5-0-77; Hold 6-3-0-126; Lewis 1-1-0-36

**FS Receiving**—Hester 9-156; Carter 4-48; Holloman 2-10; Gainer 2-29; Coker 1-14; Scott 1-44; Snipes 1-3; H. Jones 2-44

**SC Receiving**—Hillary 3-74; Lewis 1-22; Corley 2-73; Bradshaw 2-66; Smith 1-4

Tailback Roosevelt Snipes took over when Allen was injured for games against South Carolina and Tennessee-Chattanooga. He ran for career highs of 151 yards in both games and scored three touchdowns on short runs in the two contests.



FSU's leading receiver of 1984 had two of his best games against South Carolina and Tennessee-Chattanooga. In Columbia, on national television, Jessie Hester caught nine passes for 156 yards, including a 16-yard TD pass. Against Tennessee-Chattanooga, he pulled in seven passes for 117 yards and a 47-yard reception for a score.

## Florida State 37, Tennessee-Chattanooga 0

TALLAHASSEE, FL (Nov. 17)—Rosie Snipes rushed for 151 yards and two touchdowns and the Florida State defense turned in its first shutout since 1981 as the Tribe beat Tennessee-Chattanooga 37-0 in its annual Homecoming game.

Snipes scored both touchdowns in the first half as FSU raced to a 20-0 lead at intermission.

FSU put the game away early in the second half on a 47-yard bomb from quarterback Kirk Coker to Jessie Hester and Cedric Jones added a three-yard touchdown run to complete the scoring. Derek Schmidt also booted three field goals in the game, as FSU piled up over 600 yards of offense.

FSU defenders held the Moccasins to just 165 total yards, including just 78 yards rushing.

Tennessee-Chattanooga	0	0	0	0-0
Florida State	10	10	7	10-37
<b>Yardstick</b>	<b>FS</b>		<b>TC</b>	
First Downs	30		14	
Rushing Attempts	64		36	
Rushing Yards	454		78	
Passes Attempted	18		24	
Passes Completed	10		11	
Passes Intercepted	0		0	
Passing Yards	164		87	
Total Offense	618		165	
Fumbles Lost	0		0	

FS—Schmidt 37 FG FS—Snipes 6 run (Schmidt kick) FS—Snipes 3 run (Schmidt kick) FS—Schmidt 43 FG FS—Hester 47 pass from Coker (Schmidt kick) FS—Schmidt 22 FG FS—Cd. Jones 3 run (Schmidt kick)

**FS Rushing**—Snipes 22-151; Cl. Jones 14-111; Coker 10-14; Smith 3-36; Hester 1-1; Cd. Jones 7-86; Denson 7-49

**TC Rushing**—Edwards 10-59; Fontenot 10-24; Couch 7-(-28); Potter 3-(-17); Streater 3-32; Parker 1-3; Barner 1-8; Julian 1-0

**FS Passing**—Coker 17-10-0-164; McManus 1-0-0-0

**TC Passing**—Couch 16-7-0-50; Potter 8-4-0-37

**FS Receiving**—Hester 7-117; H. Jones 1-22; Snipes 1-13; Cl. Jones 1-12

**TC Receiving**—Streater 3-18; Barner 1-11; Edwards 3-22; Holmes 1-15; Julian 1-4; Potter 2-17







## 1984 Review

Specialty teams star Lenny Chavers busted up the middle for his third punt block of the year and Joe Wessel took it in for the touchdown with 3:48 left in the Citrus Bowl game against Georgia.



Darrin Holloman's five-yard conversion run allowed FSU to gain its second 17-17 tie of the season.

## 1984 FLORIDA CITRUS BOWL Florida State 17, Georgia 17

ORLANDO, FL (Dec. 22)—Florida State scored two touchdowns in the fourth quarter, the last coming on a blocked punt with less than four minutes remaining, to overcome a 14-0 halftime deficit and gain a 17-17 tie with Georgia in the 39th annual Florida Citrus Bowl.

Trailing 17-9 with 3:58 left in the game, junior Lenny Chavers busted up the middle untouched for his third block of the season. Senior Joe Wessel scooped up the ball and scrambled 14 yards for the touchdown. The Seminoles converted the two-point conversion with Darrin Holloman taking the ball in on a reverse for the 17-17 tie.

After a scoreless first quarter, Florida State fell behind 14-0 on two Lars Tate touchdowns late in the first half. Florida State scored its first points on its initial drive of the last half on a 32-yard Derek Schmidt field goal.

Tony Smith scored on a one-yard run 39 seconds into the final quarter to pull the Seminoles close.

Georgia barely missed a chance to win when Kevin Butler's 71-yard field goal try as time expired fell only three yards short.

The meeting between the Seminoles and Bulldogs was the first since 1964. A more than capacity crowd of 51,821 watched as the two Southern schools played for four quarters but could find no winner.

## Florida 27, Florida State 17

TALLAHASSEE, FL (Dec. 1)—Kerwin Bell fired two touchdown passes and Lorenzo Hampton rushed for 94 yards and another score as Florida defeated FSU 27-17 in the season finale for both schools.

Florida took a 7-0 lead in the game early in the first quarter as Bell hit Frankie Neal in a 33-yard scoring play after an FSU fumble was recovered on the Seminole 47-yard line. Derek Schmidt closed the gap to 7-3 on a field goal, but 10 second quarter Gator points made it 17-3 at the half.

Following another Florida score in the third quarter, FSU rallied with two touchdowns but the Seminoles could get no closer than 10 points.

Rosie Snipes led FSU with 108 yards rushing on the night—his third consecutive 100-yard effort; while Jessie Hester caught his ninth touchdown pass of the season.

Florida	7	10	7	3—27
Florida State	0	3	7	7—17
<b>Yardstick</b>	<b>FS</b>		<b>F</b>	
First Downs	19		17	
Rushing Attempts	50		49	
Rushing Yards	178		259	
Passes Attempted	18		15	
Passes Completed	9		5	
Passes Intercepted	1		1	
Passing Yards	96		71	
Total Offense	274		330	
Fumbles Lost	3		1	

F—Neal 33 pass from Bell (Raymond kick) FS—Schmidt 23 FG F—Williams 5 pass from Bell (Raymond kick) F—Raymond 33 FG F—Hampton 8 run (Raymond kick) FS—Hester 10 pass from Coker (Schmidt kick) F—Raymond 26 FG FS—Carter 8 pass from Thomas (Schmidt kick)

**FS Rushing**—Snipes 20-108; Cl. Jones 13-61; Coker 6-(-11); Smith 4-36; Thomas 6-(-5); Hester 1-(-11)

**UF Rushing**—Anderson 11-94; Williams 14-66; Bell 5-5; Hampton 17-94; Brewer 2-2

**FS Passing**—Thomas 7-4-1-48; Coker 11-5-0-48

**UF Passing**—Bell 14-5-1-71; Hampton 1-0-0-0

**FS Receiving**—Smith 1-12; Hester 4-47; Carter 4-37

**UF Receiving**—Neal 2-41; Nattiel 1-12; Williams 2-18

Georgia	0	14	0	3—17
Florida State	0	0	3	14—17
<b>Yardstick</b>	<b>FS</b>		<b>UG</b>	
First downs	18		15	
Rushing Attempts	42		49	
Rushing Yards	161		189	
Passes Attempted	27		18	
Passes Completed	10		9	
Passes Intercepted	2		1	
Passing Yards	85		178	
Total Offense	246		367	
Fumbles Lost	1		1	

UG—Tate 4 run (Butler kick) UG—Tate 2 run (Butler kick) FS—Schmidt 32 FG FS—Smith 1 run (Run failed) UG—Butler 36 FG FS—Wessel 14 punt return (Holloman run)

**FS Rushing**—Smith 10-65; Snipes 8-60; Cl. Jones 10-40; Hester 2-12; Cd. Jones 1-5

**UG Rushing**—Tate 11-77; T. Jackson 12-46; J. Jackson 7-36; Smith 8-22; Gary 6-19; S. Williams 2-5; T. Williams 3-(-14)

**FS Passing**—Thomas 26-10-2-85; H. Jones 1-0-0-0

**UG Passing**—J. Jackson 16-7-1-159; T. Williams 2-2-0-19

**FS Receiving**—Hester 3-26; Carter 2-15; H. Jones 2-11; Smith 1-10; Cd. Jones 1-10; Panton 1-13

**UG Receiving**—Lane 2-64; S. Williams 2-45; Archie 2-41; Clincy 1-19; Hockaday 1-8; T. Jackson 1-1



# 1984 Seminole Honor Roll



**Greg Allen**

Walter Camp All-American (1st)  
Football News All-American (1st)  
U.P.I. All-American (2nd)  
A.P. All-American (3rd)  
Heisman Trophy Balloting (7th)

All-South Independent (1st)  
All-Metro Conference (1st)  
A.P. Southeastern Back of the  
Week vs. Arizona State  
Player of the Year (Metro Conference)



**Louis Berry**

A.P. All-American (H.M.)  
All-South Independent (1st)  
All-Metro Conference (2nd)



**Derek Schmidt**

A.P. All-American (H.M.)  
All-South Independent (1st)  
All-Metro Conference (2nd)



**Jamie Dukes**

A.P. All-American (H.M.)  
Football News All-American (2nd)  
All-South Independent (1st)  
All-Metro Conference (1st)



**Henry Taylor**

A.P. All-American (H.M.)  
All-South Independent (1st)  
All-Metro Conference (2nd)



**Jessie Hester**

A.P. All-American (H.M.)  
Football News All-American (H.M.)  
All-South Independent (1st)  
All-Metro Conference (1st)  
A.P. Southeastern Back of the Week vs.  
Miami



**Eric Thomas**

All-Metro Conference (1st)



**John Ionata**

All-South Independent (2nd)



**Joe Wessel**

All-Metro Conference (1st)



**Hassan Jones**

All-Metro Conference (1st)



**Eric Williams**

U.P.I. Defensive Player of the Week  
vs. Miami



**Brian McCrary**

All-Metro Conference (1st)



**Isaac Williams**

All-South Independent (2nd)  
All-Metro Conference (1st)



# 1984 Statistics

1984 Review

## Game-By-Game

Game-by-Game	Florida State					Opponents				
	Rushing	Passing	Tot-Offense	FD	TO	Rushing	Passing	Tot-Offense	FD	TO
East Carolina	58-327	20-177	78-504	31	0	46-229	21-125	67-354	19	3
Kansas	54-301	16-167	70-468	26	2	37-169	41-293	78-463	27	3
Miami	43-284	16-194	59-478	15	0	32-10	34-237	66-247	17	4
Temple	52-243	17-144	69-387	18	2	41-120	30-264	71-384	18	3
Memphis State	51-194	21-56	72-286	18	1	38-126	14-155	52-281	11	2
Auburn	57-234	29-357	86-591	32	1	50-273	23-199	73-472	20	0
Tulane	51-303	15-25	66-328	18	3	42-101	29-187	71-288	21	3
Arizona State	53-358	17-210	70-568	19	0	31-119	59-532	90-651	36	1
South Carolina	38-145	49-348	87-493	25	9	50-235	18-239	68-474	15	4
Tenn-Chattanooga	64-454	18-164	82-618	30	2	36-78	24-60	60-165	14	0
Florida	50-178	18-96	68-274	19	4	49-259	15-71	64-330	17	2

## Season Totals

TEAM STATISTICS	FSU	Opp.
<b>Total Points</b>	389	237
Avg.	35.3	21.5
TD/Run-Pass-RTN	23-19-6	14-13-2
PAT	42-42	20-22
2-Pt. Conversion	3-6	2-7
Field Goals	17-24	13-17
Safety	1	0
<b>First Downs</b>	251	218
Rushing	146	95
Passing	90	102
Penalty	15	21
3rd Down Att/Con	165/71	140/43
3rd Dn. Efficiency	43.0	30.7
<b>Total Yardage</b>	4959	4109
Avg.	451	374
Ball Control Plays	807	760
Yards Per Play	6.1	5.4
% Plays Run-Pass	71-29	59-41
% Yards Run-Pass	61-39	42-58
<b>Passing Yardage</b>	1938	2390
Avg.	176	217
Att/Comp	236/119	308/157
Pct.	50.4	50.9
Yards Per Att.	8.2	7.8
Yards Per Comp.	16.3	15.2
<b>Rushing Yardage</b>	3021	1719
Avg.	275	156
<b>Interceptions By</b>	14	9
Yds. Returned/TD	93/0	64/0

TEAM STATISTICS	FSU	Opp.			
Fumbles/Lost	34/15	27/11			
Kickoff Returns	35	56			
Yards Retn/TD	710/0	1141/2			
Avg.	20.3	20.4			
Penalties/Yds.	89/750	83/710			
Possession Time	334:11	325:49			
Avg.	30:23	29:37			
Score by Quarter	1	2	3	4	Total
Florida State	56	110	104	119	389
Opponents	56	62	58	61	237

SCHEDULE AND RESULTS	FSU	Opp	(Att'd.)
East Carolina (H)	48	17	54,211
Kansas (A)	42	16	38,600
Miami (A)	38	3	60,210
Temple (H)	44	27	56,892
Memphis State (A)	17	17	27,740
Auburn (H)	41	42	58,671
Tulane (H)	27	6	54,785
Arizona State (A)	52	44	68,574
South Carolina (A)	26	38	75,000
Tennessee-Chattanooga (H)	37	0	55,443
Florida (H)	17	27	58,930

<b>Attendance:</b>	Home—338,932 (56,489)
	Away—270,124 (54,024)
	Total—609,056 (55,369)

## 1984 Final Team Rankings

Following is the final Florida State ranking in all categories, among the 105 Division I-A football teams.

Rushing Offense: 5th—274.6  
 Passing Offense: 52nd—176.2  
 Total Offense: 4th—450.8  
 Scoring Offense: 3rd—35.4  
 Rushing Defense: 48th—156.3  
 Passing Defense: 95th—217.2  
 Total Defense: 78th—373.5  
 Scoring Defense: 61st—21.5  
 Net Punting: 13th—42.3  
 Punt Returns: 39th—8.4  
 Kickoff Returns: 25th—20.3  
 Turnover Margin: 46th—+0.09  
 Total Turnovers: 26th Fewest





# Individual Statistics

## Offense

### SEASON TOTALS

PASSING	G	Att.	Comp.	Pct.	Yards	TD	Int.	Avg.	Total Offense/Avg.
E. Thomas	10	161	78	48.4	1218	14	4	121.8	1277/127.7
K. Coker	8	63	34	54.0	652	4	3	81.5	669/83.6
H. Jones	11	2	2	100.0	57	0	0	5.2	57/5.2
D. McManus	2	10	5	50.0	41	1	2	20.5	41/20.5

RUSHING	G	Att.	Gain	Loss	Net	Avg.	TD	LP	(Opp)
G. Allen	9	133	1023	52	971	7.3	8	81	(ASU)
Snipes	10	118	766	12	756	6.4	6	38	(SC)
Cl. Jones	11	120	633	2	631	5.3	3	40	(KAN)
T. Smith	7	34	213	1	212	6.2	0	15	(FLA)
Hester	11	5	103	19	84	16.8	1	77	(MIA)
Holloman	10	14	87	3	84	6.0	4	16	(AUB)
Cd. Jones	7	20	161	1	160	8.0	1	29	(TN-C)
E. Thomas	10	78	223	164	59	0.8	0	15	(KAN)
Denson	8	13	64	2	62	4.8	0	17	(TN-C)
Coker	8	34	71	54	17	0.5	0	15	(TN-C)
Palmer	2	1	2	0	2	2.0	0	2	(MIA)
C. Scott	7	1	0	17	-17	0.0	0	0	(—)
FSU	11	571	3348	327	3021	5.3	23	81	(ASU)
OPP	11	452	2145	426	1719	3.8	14	69	(AUB)

RECEIVING	G	No.	Yards	Avg.	TD	LP	(Opp)
Hester	11	42	832	19.8	9	75	(AUB)
H. Jones	11	28	501	17.9	7	50	(KAN)
P. Carter	11	13	175	13.5	2	33	(SC)
H. Gainer	9	9	149	16.5	0	52	(AUB)
P. Pantan	7	7	87	12.4	1	22	(MIA)
D. Holloman	11	6	48	8.0	0	18	(KAN)
R. Snipes	10	3	28	9.3	0	13	(TN-C)
Cd. Jones	7	3	-7	-2.3	0	5	(KAN)
Cl. Jones	11	2	34	17.0	0	22	(ECU)
T. Smith	7	2	20	10.0	0	12	(FLA)
G. Allen	9	2	12	6.0	0	10	(KAN)
C. Scott	6	1	44	44.0	0	44	(SC)
K. Coker	7	1	14	14.0	0	14	(SC)
FSU	11	119	1938	16.3	19	75	(AUB)
OPP	11	157	2390	15.2	13	79	(KAN)

SCORING	(TD/R-P-Rtn)	FG-FGA	XP-A	Con.	Saf	Total
Schmidt	0-0-0	17-24	42-42	0	0	93
Hester	1-9-0	0-0	0-0	2	0	64
Allen	8-0-0	0-0	0-0	0	0	48
Jones	0-7-0	0-0	0-0	1	0	44
Snipes	6-0-0	0-0	0-0	0	0	36
Holloman	4-0-0	0-0	0-0	0	0	24
Cl. Jones	3-0-0	0-0	0-0	0	0	18
Wessel	0-0-3	0-0	0-0	0	0	18
Carter	0-2-0	0-0	0-0	0	0	12
Heggie	0-0-1	0-0	0-0	0	0	6
Solomon	0-0-1	0-0	0-0	0	0	6
Riley	0-0-1	0-0	0-0	0	0	6
Panton	0-1-0	0-0	0-0	0	0	6
Cd. Jones	1-0-0	0-0	0-0	0	0	6
H. Taylor	0-0-0	0-0	0-0	0	1	2

Punting	No.	Yards	Avg.	LP	(Opp)
L. Berry	49	2072	42.3	60	(MIA)
Opponents	67	2346	35.0	60	(ECU)

RETURNS (#-Yds-TD)	Kickoff	Punt	Int.	Misc.
Holloman	6-133-0	23-93-0	0-0-0	0-0-0
Riley	0-0-0	0-0-0	1-0-0	1-30-1
Snipes	13-304-0	0-0-0	0-0-0	0-0-0
Smith	1-15-0	0-0-0	0-0-0	0-0-0
McCrary	0-0-0	0-0-0	3-20-0	0-0-0
Heggie	0-0-0	0-7-1	0-0-0	0-0-0
Wessel	0-0-0	4-71-3	0-0-0	0-40-0
Gray	0-0-0	0-0-0	1-5-0	0-0-0
B. Allen	0-0-0	0-0-0	1-0-0	0-0-0
Mayhew	0-0-0	0-0-0	2-31-0	0-0-0
E. Williams	0-0-0	0-0-0	4-6-0	0-0-0
Hester	2-35-0	0-0-0	0-0-0	0-0-0
McCoy	0-0-0	0-0-0	1-2-0	0-0-0
H. Jones	1-8-0	0-0-0	0-0-0	0-0-0
C. Scott	6-134-0	0-0-0	0-0-0	0-0-0
Solomon	0-0-0	1-19-0	0-0-0	0-0-0
Chavers	0-0-0	3-49-0	0-0-0	0-0-0
Denson	5-74-0	0-0-0	0-0-0	0-0-0
Cd. Jones	0-0-0	2-11-0	0-0-0	0-0-0

Field Goals	FG-FGA	Pct.	18-29	30-39	40-49	50+	Make/Miss
Derek Schmidt	17-24	.708	4-4	4-7	7-9	2-4	Make 27, 44, 54, 40, 38, 49, 42, 40, 34, 32, 41, 52, 27, 31, 43, 22, 23 Miss 57, 40, 42, 39, 56, 37

### GAME-BY-GAME TOTALS

#### INDIVIDUAL RUSHING STATISTICS

Game	G. Allen	R. Snipes	Cl. Jones	T. Smith	Cd. Jones	Denson	Holloman	Palmer	Thomas	Coker	Hester
East Carolina	17-113	8-37	5-34	11-70	4-37	2-3	2-22	0-0	7-10	2-1	0-0
Kansas	16-133	9-27	16-114	0-0	1-12	0-0	0-0	0-0	9-2	3-13	0-0
Miami	10-65	6-43	10-47	DNP	0-0	2-10	0-0	1-2	10-15	0-0	2-102
Temple	18-135	DNP	15-76	DNP	0-0	0-0	9-24	DNP	9-14	1-0	0-0
Memphis St.	23-143	0-0	14-46	6-29	DNP	DNP	0-0	DNP	7-(-16)	DNP	1-(-8)
Auburn	9-49	16-103	5-20	10-41	0-0	0-0	2-26	DNP	15-(-5)	DNP	0-0
Tulane	13-111	12-81	5-37	DNP	8-25	DNP	1-12	DNP	12-37	DNP	0-0
Arizona St.	22-223	6-58	17-63	DNP	DNP	0-0	0-0	DNP	3-15	5-4	0-0
South Carolina	(5-(-1)	19-151	6-22	DNP	DNP	0-0	0-0	DNP	0-0	7-(-10)	0-0
Tenn-Chatt	DNP	22-151	14-111	3-36	7-86	7-49	0-0	DNP	0-0	10-20	1-1
Florida	DNP	20-108	13-61	4-36	0-0	0-0	0-0	DNP	6-(-5)	6-(-11)	1-(-11)



## INDIVIDUAL PASSING STATISTICS

Game	Thomas			Coker			Others		
	Att-Comp	Yds	TD-Int	Att-Comp	Yds	TD-Int	Att-Comp	Yds	TD-Int
East Carolina	19-12	177-2-0		1-0-0-0-0			0-0-0-0-0		
Kansas	16-11	167-1-0		0-0-0-0-0			0-0-0-0-0		
Miami	15-9	151-1-0		0-0-0-0-0		(H. Jones)	1-1-43-0-0		
Temple	17-8	144-3-0		0-0-0-0-0			0-0-0-0-0		
Memphis St.	21-5	56-1-0		Did Not Play			0-0-0-0-0		
Auburn	29-18	357-4-0		Did Not Play			0-0-0-0-0		
Tulane	15-5	25-0-1		Did Not Play			0-0-0-0-0		
Arizona State	6-1	7-0-0		11-8	203-2-0		0-0-0-0-0		
South Carolina	16-5	86-1-2		23-11	207-0-3		9-5-41-1-1		
Tenn-Chattanooga	Did Not Play			17-10	164-1-0		1-1-14-0-0		
Florida	7-4	1-48-1-1		11-5	48-1-0		1-0-0-0-0		

## INDIVIDUAL RECEIVING STATISTICS

Game	Hester	H. Jones	Panton	Gainer	Holloman	Smith	G. Allen	Snipes	Cd. Jones	Carter	C. Scott
East Carolina	4-59	2-35	2-30	1-12	1-11	1-8	0-0	0-0	0-0	0-0	1-22
Kansas	2-15	3-74	DNP	0-0	1-18	0-0	2-12	0-0	1-5	2-43	0-0
Miami	5-116	1-25	1-22	2-19	0-0	DNP	0-0	0-0	0-0	0-0	0-0
Temple	2-50	4-75	0-0	1-20	0-0	DNP	0-0	DNP	1-(-1)	0-0	0-0
Memphis St.	2-25	2-25	1-6	0-0	0-0	0-0	0-0	0-0	DNP	0-0	0-0
Auburn	4-103	7-101	3-29	2-59	1-7	0-0	0-0	0-0	0-0	1-18	0-0
Tulane	0-0	2-18	DNP	1-10	0-0	DNP	0-0	0-0	1-(-10)	1-7	0-0
Arizona State	3-104	4-82	0-0	0-0	1-2	DNP	0-0	0-0	0-0	1-22	0-0
South Carolina	9-154	2-44	DNP	2-29	2-10	DNP	0-0	1-3	DNP	4-48	1-44
Tenn.-Chatt.	7-117	1-22	0-0	0-0	0-0	0-0	DNP	1-13	0-0	0-0	0-0
Florida	4-47	0-0	0-0	0-0	0-0	1-12	DNP	0-0	0-0	4-37	0-0

## Defense

Name	Tack.	Asst.	Tot.	Big Plays	Name	Tack.	Asst.	Tot.	Big Plays
Henry Taylor, LB	80	79	159	5 TFL, 5 QS, 5 PBU, 3 FR, 5 CF	Eric Riley, DB	22	5	27	1 INT, 7 PBU
Fred Jones, LB	65	40	105	5 QS, 3 PBU, 1 TFL	Martin Mayhew, CB	18	6	24	2 INT, 2 PBU
Isaac Williams, DT	42	38	80	9 TFL, 5 QS, 1 PBU, 1 CF	John Eaford, OLB	16	8	24	1 CF
Brian McCrary, S.	49	24	73	3 INT, 5 PBU, 2 CF	Jerome McCoy, SS	12	10	22	6 TFL, 1 CF, 1 PBU, 1 INT
Gerald Nichols, DT	26	33	59	2 TFL, 8 QS, 2 CF	Joe Wessel, FS	17	3	20	4 BK (P), 1 BK (FG), 1 CF, 1 PBU, 1 TFL
Jesse Solomon, OLB	29	29	58	2 TFL, 1 PBU, 1 FR, 2 CF,	Ulysses Roberson, OLB	11	8	19	
Garth Jax, OLB	24	27	51	1 BK(P) 1 INT	Eric Stiehl, OLB	7	4	11	
Billy Allen, SS	35	13	48	2 QS, 1 TFL	Terry Warren, OLB	3	4	7	
Darryl Gray, OLB	26	20	46	1 INT, 3 TFL, 2 QS, 2 PBU	Terry Griggley, CB	5	1	6	
Brian Williams, OLB	22	20	42	1 INT, 4 TFL, 1 PBU, 3 QS	Bruce Heggie, OLB	4	1	5	1 FR
Lenny Chavers, NG	16	16	32	2 TFL, 1 FR, 1 PBU	Anthony Smiley, CB	4	1	5	1 TFL, 1 CF, 1 FR
Todd Stroud, NT	13	18	31	1 CF, 1 QS, 2 TFL,	Keith Southwood, DE	3	1	4	
Paul McGowan, LB	14	17	31	3 BK (P)	Rocky Kinsey, CB	3	0	3	1 PBU
Eric Williams, CB	17	13	30	1 FR, 1 TFL	Greg Newell, S	1	1	2	
Stanley Scott, DT	18	12	30	2 CF, 3 PBU, 4 INT	Jim Hendley, DT	1	0	1	
				6 PBU, 5 QS, 2 FR, 1 TFL					

## QUARTERBACK SACK YARDAGE:

Taylor 5 (44), Jones 5 (46), Nichols 8 (68), I. Williams 6 (72), Jax 1 (7), B. Allen 2 (18), Scott 5 (50), Chavers 1 (6), Gray 3 (25)

Legend: INT-Interception, QS-Quarterback Sack, TFL-Tackle For Loss (Excludes QB sacks), BK-Blocked kicks (P-punt, FG-Field Goal), FR-Fumble Recovery, CF-Caused Fumble, PBU-Pass Broken Up.

## SPECIAL AWARDS-PLAYERS OF THE WEEK

Opponent	Tackles-Weekly Leaders	Tomahawk (MVP)	Special Teams
East Carolina	Taylor	Roberson	Roberson
Kansas	Taylor, Jones	Wessel	Wessel
Miami	Taylor	E. Williams	Eaford
Temple	Taylor, I. Williams	Wessel	Wessel
Memphis State	Jones	Taylor	Barco
Auburn	Taylor	Chavers	Chavers
Tulane	Solomon, Gray	Solomon	Solomon
Arizona State	Taylor	Wessel	Wessel
South Carolina	Taylor	Taylor	McGowan
Tenn-Chattanooga	Taylor	Taylor	Roberson
Florida	Taylor	Taylor	—



## Season Highs

## Individual

Long Rush, TD  
 Long Rush, No TD  
 Long Pass, TD  
 Long Pass, No TD  
 Long Punt Rtn, TD  
 Long Punt Rtn, No TD  
 Long Int. Rtn, TD  
 Long Int. Rtn, No TD  
 Most Int. Game  
 Long Punt  
 Most TDs Scored  
 Most TDs Responsible  
 Most Passes Attempted  
 Most Passes Completed  
 Passing Yardage  
 Most Pass Receptions  
 Reception Yardage  
 Most Rushes  
 Most Rushing Yardage  
 Most Offensive Plays  
 Most Yds. Total Off.  
 Lg. Kickoff Retn.

## Florida State

81, G. Allen vs. Arizona State  
 39, G. Allen vs. Miami  
 73, Thomas to Hester vs. Auburn  
 52, Thomas to Gainer vs. Auburn  
 34, Wessel vs. Arizona State (blocked punt)  
 29, Holloman vs. Temple  
 none  
 19, Mayhew vs. Kansas  
 2, E. Williams vs. Miami  
 60, Berry vs. Miami  
 2, Many Players (Latest, Snipes vs. Tenn-Chat)  
 4, Thomas vs. Auburn (4 TD passes)  
 29, Thomas vs. Auburn  
 18, Thomas vs. Auburn  
 357, Thomas vs. Auburn  
 9, Hester vs. South Carolina  
 156, Hester vs. South Carolina  
 23, Allen vs. Memphis State  
 223, Allen vs. Arizona State  
 43, Thomas vs. Auburn  
 352, Thomas vs. Auburn  
 52, Snipes vs. Tulane

## Opponent

69, Campbell, Auburn  
 62, Anderson, Florida  
 79, Sparkman to Harris, Memphis St.  
 58, Hold to Bradshaw, South Carolina  
 none  
 27, Natiel, Florida  
 none  
 24, Gilliard, South Carolina  
 4, Gilliard, South Carolina  
 60, Bolch, East Carolina  
 3, Fullwood, Auburn  
 4, Van Raaphorst, Arizona State  
 59, Van Raaphorst, Arizona State  
 38, Van Raaphorst, Arizona State  
 532, Van Raaphorst, Arizona State  
 10, Allen, Arizona State  
 160, Allen, Arizona State  
 20, Clack, Arizona State  
 113, Dendy, South Carolina  
 59, Van Raaphorst, Arizona State  
 532, Van Raaphorst, Arizona State  
 99, Brown, South Carolina

