



2024 REGULAR SEASON SCHEDULE

FLORIDA STATE SOCCER

TCU							S
08.09	08.15	08.18	08.22	08.29	09.01	09.08	09.19
EXHIBITION							
		WF	VT			Pitt	
09.22	09.26	10.03	10.06	10.12	10.17	10.20	10.25
							10.31

 HOME  AWAY


TRUIST 

TABLE OF CONTENTS



FLORIDA STATE SOCCER: A TRADITION OF EXCELLENCE
2014, 2018, 2021, 2023 NATIONAL CHAMPIONS

Table of Contents.....	1
------------------------	---

FSU SOCCER

2024 Schedule	2
A Tradition of Excellence	3
ACC Powerhouse	4
Playing on the Biggest Stage	5
2014 National Championship	6
2018 National Championship	8
2021 National Championship	10
2023 National Championship	12
All-Americans	14
Noles in the Pros	16
International Success.....	17
Academic Success	18
Seminole Soccer Complex	19
In the Spotlight	20
By the Numbers	22
Nike	23
The Seminole Tribe of Florida.....	24

COACHING STAFF

Head Coach Brian Pensky	25
Assistant Coach Bobby Shuttleworth	28
Assistant Coach Aaron Brunner.....	29
Assistant Coach Micah Bledsoe.....	30
Support Staff	31
2024 Roster.....	32
2024 Photo Roster.....	33
Quick Facts.....	34

2023 REVIEW

2023 Season In Review	32
2023 Final Stats	34

OPPONENTS

All-Time Opponent Series Records.....	35
---------------------------------------	----

THE RECORD BOOK

Florida State Record Book	39
National Award Winners.....	46
Honors & Awards	48
First Team All-Americans.....	54
Seminole Streaks	58
Scoring Records & Rankings	59
National Rankings.....	60
Endowed Scholarships	62
All-Time Letterwinners	63
All-Time Career Player Stats.....	64
Season Recaps (1995-2023)	69
NCAA Tournament History.....	83

MEDIA INFORMATION

Florida State Media Information.....	95
University Administration	96
Athletic Administration.....	97

ALMANAC CREDITS

The 2024 Seminole Almanac is a publication of the Florida State University Sports Information Office. Written and edited by Jack Oliaro. page template designed by Bret Clein. Page layout designed by Bret Clein. Featured Photographers: Evan Eisenstark, Hope Cooper, Jeff Romance, Colin Abbey, Perrone Ford, Phil Kelly, Ryals Lee, Maury Neipris, Larry Novey, Ross Obley and Shane Lardinois. Contributing Photographers: Don Feria - isiphotos, isiphotos, U.S. Soccer, and the ACC.



2024 REGULAR SEASON SCHEDULE

FLORIDA STATE SOCCER



08.09
EXHIBITION



08.15



08.18



08.22



08.29



09.01



09.08



09.19



09.22



09.26



10.03



10.06



10.12



10.17



10.20



10.25



10.31

■ HOME ■ AWAY

TRUIST



Since 2000, Florida State has made **24** straight NCAA Tournaments and advanced to the quarterfinals in **17** of the last **20** seasons.

In the program's 29 seasons, the Seminoles have won **4** National Championships, **5** ACC regular season titles, **10** ACC Tournament titles and have made **13** College Cups.

FSU holds a **76-19-5** record in the postseason.



A TRADITION OF EXCELLENCE



Florida State has played for an ACC Championship **15** times, the second-most all-time.

Florida State captured its first ACC Tournament Title in 2011 and since has captured **10** in the last **13** years. The Seminoles have also won **6** ACC regular season titles.

Over the last **24** seasons, only one other school in the ACC has more overall wins than FSU.

Florida State is **1** of **2** ACC schools to claim 10 conference titles

POWERHOUSE





A crowd of **12,512** was on hand to witness Florida State's thrilling 1-0 victory over North Carolina in the 2018 National Championship Game.

The Seminole Soccer Complex is filled with energy unlike any other facility in the country. Stadium capacity has been exceeded **34** times since 2000, including a facility record **4,582** people on hand in 2006 when Florida State defeated Florida.

The Seminoles have been amongst the nations leaders in attendance for **19** consecutive years. More than **10,000** fans have entered the Seminole Soccer Complex **15** out of the last **21** seasons, including **23,944** in 2018



PLAYING ON THE BIGGEST STAGE






2014 NATIONAL CHAMPIONSHIP



In **2014**, the Seminoles earned the program's first National Championship with a **1-0** win over Virginia in Boca Raton, Fla.

Florida State secured the win on the games only goal in the **83rd** minutes from Jamia Fields.



The **2018** National Championship marked the Seminoles **2nd** National Championship in **5** years.

Dallas Dorosy's goal in the **60th** was the only goal as Florida State defeated North Carolina **1-0** in front of **12,512** fans



2018 NATIONAL CHAMPIONSHIP





In **2021**, the Seminoles earned the program's third National Championship with a **4-3** win in PKs over BYU in Santa Clara, Calif.

Florida State secured the win in PKs after Cristina Roque came up with **2** saves



The **2023** National Championship marked the Seminoles **4th** National Championship in **10** years.

FSU became the **1st** team this century to score **5** goals in the national championship, winning **5-1** over Stanford as Jody Brown scored **2** goals



65

**ALL-AMERICAN
HONORS EARNED BY**

33

**DIFFERENT
STUDENT ATHLETES**



CINDY SCHOFIELD

INDIA TROTTER



MAMI YAMAGUCHI



BECKY EDWARDS



AMANDA DACOSTA



TONI PRESSLEY



TIFFANY MCCARTY



KELLY ROWLAND



MALIA BERKELY



ALL-AMERICANS

JAELEN HOWELL



JENNA NIGHSWONGER



CRISTINA ROQUE



ONYI ECHEGINI



NOLES IN THE PROS



Olivia Bergau - Throttur Reykjavik FC (Iceland)
 Malia Berkely - North Carolina Courage (United States)
 Tiana Brockway - UMF Selfoss (Iceland)
 Jody Brown - Benfica (Portugal)
 Dagny Brynjarsdottir - West Ham United (England)
 Gabrielle Carle - Washington Spirit (United States)
 Janice Cayman - Leicester City (England)
 Megan Campbell - London City Lionesses (England)
 Deyna Castellanos - Bay FC (United States)
 Megan Connolly - Bristol City W.F.C. (England)
 Amanda Paswall (DaCosta) - Liverpool Ladies (England)
 Dallas Dorosy - IF Limhamn Bunkeflo (Sweden)
 Jennifer Echegini - Paris Saint-Germain F.C. (France)
 Becky Edwards - Kristianstads DFF (Sweden)
 Jamia Fields - Orlando Pride (United States)
 Lauren Flynn - Utah Royals (United States)
 Olivia Garcia - HB Køge (Denmark)
 Katya Gokhman - Víkingur Ólafsvík (Iceland)
 Kristin Grubka - Sky Blue FC (United States)
 Michaela Hahn - Houston Dash (United States)

Jaelin Howell - Racing Louisville FC (United States)
 Tori Huster - Washington Spirit (United States)
 Iraia Iturregi - Athletic Bilbao (Spain)
 Inès Jaurena - FC Fleury 91 (France)
 Kassey Kallman - Boston Breakers (United States)
 Emma Koivisto - AC Milan (Italy)
 Natalia Kuikka - Chicago Red Stars (United States)
 Selin Kuralay - Melbourne Victory (Australia)
 Emily Sams (Madrid) - Orlando Pride (United States)
 Tiffany McCarty - Þór/KA (Iceland)
 Kristen McFarland - SC Heerenveen (Netherlands)
 Cassie Miller - NJ/NY Gotham FC (United States)
 Gianna Mitchell - Nottingham Forest FC (England)
 Leilanni Nesbeth - Chicago Red Stars (United States)
 Jenna Nighswonger - NJ/NY Gotham FC (United States)
 Viola Odebrecht - 1. FFC Turbine Potsdam (Germany)
 Beata Olsson - AIK (Sweden)
 Leah Pais - Þróttur R. (Iceland)
 Heather Payne - Everton (England)
 Carson Pickett - Racing Louisville FC (United States)

Toni Pressley - Breiðablik (Iceland)
 Clara Schilke (Robbins) - North Carolina Courage (United States)
 Cristina Roque - Utah Royals (United States)
 Katrin Schmidt - FC Rosengård (Sweden)
 Casey Krueger (Short) - Washington Spirit (United States)
 Ella Stephan - Glasgow City (England)
 Erika Sutton - Boston Breakers (United States)
 Sanna Talonen - KIF Örebro (Sweden)
 Berglind Thorvaldsdottir - Breiðablik (Iceland)
 Kaycie Tillman - PSV Eindhoven (Netherlands)
 India Trotter - Atlanta Beat (United States)
 Taylor Vancil - Chicago Red Stars (United States)
 Kirsten van de Ven - Tyresö FF (Sweden)
 Sarah Wagenfuhr - Colorado Rush (United States)
 Cheyna Matthews (Williams) - Washington Spirit (United States)
 Kelsey Wys - Washington Spirit (United States)
 Mami Yamaguchi - Umeå (Sweden)



INTERNATIONAL SUCCESS

FLORIDA STATE SOCCER



FULL NATIONAL TEAM
JAE LIN HOWELL
TORI HUSTER
CASEY KRUEGER (SHORT)
JENNA NIGH SWONGER
CARSON PICKETT
EMILY SAMS (MADRIL)
INDIA TROTTER

U-23 NATIONAL TEAM
MALIA BERKELY
KIRSTEN CROWLEY
AMANDA DACOSTA
BECKY EDWARDS
KRISTIN GRUBKA
MICHAELA HAHN
KASSEY KALLMAN
TIFFANY MCCARTY
KIRSTEN PAVLISKO
TONI PRESSLEY
CHEYNA WILLIAMS

U-20 NATIONAL TEAM
JORDYN BUGG
NICKOLETTE DRIESSE
JORDYNN DUDLEY
LAUREN FLYNN
HEATHER GILCHRIST
MIA JUSTUS
JULIE LANCOS
CASSIE MILLER
ADRIENNE RICHARDSON
GIANA RILEY
JULIA SCHNUGG
TAYLOR SUAREZ
LAUREN SWITZER

2024-PRESENT
2013-2014
2023-PRESENT
2020-2023
2022-PRESENT
2021-2022
2008
2013-2017
2017
2024-PRESENT
2003-2004
2024-PRESENT
2007-2009

MAGGIE TAITANO
KAYCIE TILLMAN
SARAH WAGENFUHR

2022-2023
2015-2018
2005-2008

U-19 NATIONAL TEAM
BROOKE BOLLINGER
TAYLOR HALLMON

2018-2020
2016-2019

U-17 NATIONAL TEAM
MARISSA KAZBOUR
TAYLOR VANCIL
KELSEY WYS
SUMMER DENI

2007-2010
2011-2012
2010-2013

AUSTRALIA

KAHLIA HOGG 2012-2013 U-21
SELIN KURALAY 2005-2006 FULL TEAM

BELGIUM

JANICE CAYMAN 2010-2011 FULL TEAM

BERMUDA

LEILANNI NESBETH 2019-2023 U-17

BRAZIL

LARA DANTAS 2024 U-20

CANADA

GABRIELLE CARLE 2017-2021 FULL TEAM
ERIN MCNULTY 2007-2009 FULL TEAM

CHINA

YUJIE ZHAO 2018-2021 FULL TEAM

COSTA RICA

GLORIANA VILLALOBOS 2017-2019 FULL TEAM

ENGLAND

EMMA BISSELL 2021-2022 U-21
ANNA PATTEN 2017-2018 U-20

FINLAND

EMMA KOIVISTO 2014-2017 FULL TEAM
HEIDI KOLLANEN 2016-2017 FULL TEAM
NATALIA KUIKKA 2015-2018 FULL TEAM
SANNA TALONEN 2007-2008 FULL TEAM

FRANCE

INES JAURENA 2009-2012 FULL TEAM
NORA KERVROEDAN 2012-2013 U-19

GERMANY

VIOLA ODEBRECHT 2005 FULL TEAM
ISABELLA SCHMID 2012-2015 U-20
KATRIN SCHMIDT 2005-2008 U-20

HUNGARY

LILY FARKAS 2023 U-19

ICELAND

DAGNY BRYNJARSDOTTIR 2011-2014 FULL TEAM
ELIN METTA JENSEN 2015-2016 FULL TEAM
BERGLIND THORVALDSDDOTTIR 2013-2015 FULL TEAM

JAMAICA

JODY BROWN 2020-2023 FULL TEAM
CHEYNA MATTHEWS 2014-2015 FULL TEAM
KAMERON SIMMONDS 2024-PRESENT FULL TEAM

JAPAN

RAN IWAI 2020-PRESENT U-20
YO TACHIBANA 2016 U-17
MAMI YAMAGUCHI 2005-2007 FULL TEAM

NETHERLANDS

KIRSTIN VAN DE VEN 2005-2007 FULL TEAM

NIGERIA

ONYI ECHEGINI 2022-2023 FULL TEAM

PORTUGAL

MARIA ALAGOA 2021-2023 FULL TEAM
AMANDA DACOSTA 2007-2010 FULL TEAM

PUERTO RICO

CRISTINA ROQUE 2020-2023 FULL TEAM

REPUBLIC OF IRELAND

MEGAN CAMPBELL 2013-2015 FULL TEAM
MEGAN CONNOLLY 2015-2018 FULL TEAM
HEATHER PAYNE 2019-2022 FULL TEAM
ANNA PATTEN 2017-2018 FULL TEAM

RUSSIA

KATYA GOKHMAN 2010-2011 FULL TEAM

SPAIN

IRAIA ITURREGI 2006 FULL TEAM

SWEDEN

BEATA OLSSON 2021-2023 U-23

VENEZUELA

DEYNA CASTELLANOS 2016-2019 FULL TEAM
MARIANYELA JIMENEZ 2024-PRESENT FULL TEAM



*YEARS LISTED INDICATE TIME AT FLORIDA STATE



ACADEMIC SUCCESS

365 ACC Academic Honor Roll

125 ACC All-Academic Team

4 ACC Post Grad Scholars

5 ACC Scholar Athletes of the Year

1 Elite 89 Winner

4 Elite 90 Winner

3 United Soccer Coaches/NSCAA Scholar Athlete of the Year





TOP-10 ATTENDANCES

Rank	Date	Opponent	Score	Attendance
1.	9/8/2006	Florida	W, 1-0	4,582
2.	9/5/2014	Florida	L, 1-2	3,569
3.	9/7/2018	Florida	W, 1-0	3,379
4.	9/6/2019	Florida	W, 2-1	3,154
5.	9/14/2018	North Carolina	L, 1-0	3,146
6.	11/26/2022	Arkansas	W, 1-0	2,667
7.	9/2/2021	Florida	W, 5-2	2,552
8.	10/28/2021	Virginia	T, 1-1	2,388
9.	9/13/2012	Duke	W, 1-0	2,300
10.	8/31/2012	Florida	W, 1-0	2,243



Entering their **27th** season at the Seminole Soccer Complex, Florida State holds a **350-38-16 (.905)** record at home.

Florida State is **60-2 (.967)** at home during the post season.

Over the last **13** seasons, the Seminoles have played in front of an above capacity crowd **21** times.





Over the last
5 seasons,
Florida State
has played in
56 televised
games.



IN THE SPOTLIGHT



FSU **BY THE NUMBERS**

17 21 18.3

**ELITE 8 APPEARANCES
SINCE 2005 (MOST IN THE NATION)**

**TOP FOUR FINISHES
IN THE ACC SINCE 2005**

**AVERAGE NUMBER
OF WINS DATING BACK TO 2005**

18 14 24

**FSU HAS FINISHED RANKED
IN THE TOP-10 LAST 18 SEASONS**

**COLLEGE CUP APPEARANCES
MOST NATIONALLY SINCE 2003**

**CONSECUTIVE
WINNING SEASONS**

54 43 .792

**ALL-ACC
1ST TEAM SELECTIONS**

**ALL-ACC
FRESHMAN TEAM SELECTIONS**

**NCAA TOURNAMENT
WINNING PERCENTAGE (2ND HIGHEST ALL-TIME)**



NIKE



VISION

As Florida State University leads and embraces the future—entering new markets, connecting with new students, faculty and staff, and expanding its presence—it is essential that the Florida State Athletics brand grows with the university. The objective of this exercise is to make sure that the brand is consistent across all applications and captures new audiences in an authentic and meaningful way. The Seminole Tribe of Florida was consulted through the brand development process and approved all modifications of these beloved symbols.

THE FLORIDA STATE UNIVERSITY ATHLETICS BRAND

What are the elements that make up our Brand Identity? The words you choose. The type you use. The colors, graphics, and imagery you display. A unique and iconic primary logo. The way you position and apply the primary logo. These are the key building blocks that help tell the Florida State story and shape people's perception of Florida State University.

Perfection is in the details. Underlying all Florida State brand expressions is a detailed, well-ordered system of visual assets. This unified system defines the Florida State experience.

EVOLUTION NOT REVOLUTION

At first glance, the new Florida State Brand Identity System may look revolutionary. It's bold and intriguing. It's designed to serve as an evolution of an already iconic identity and position the brand for the future.

BRAND ATTRIBUTES

Brand Attributes are a set of characteristics that represent the essence of the Florida State brand. These attributes identify personality traits and serve as a filter for all of the components of the identity system. When you experience the Florida State brand, we want you to be reminded of:

**RESPECT | INTEGRITY
STRENGTH | PRIDE
CHARACTER | FIGHT
PASSION | LEADERSHIP
FAMILY | TRADITION**



PRIMARY IDENTITY—THE SEMINOLE LOGO

The Seminole logo is indisputably iconic and unique to Florida State Athletics. It signals a consistent foundation—honoring the brand equity that has been built across decades of competition while creating distinction and reinforcing the brand for the next generation. The mark is strong, youthful and bold paying off the true attributes of a Seminole Warrior. It purposefully incorporates the Florida State color palette, and with the head held high it expresses our position with purpose and conviction.

The Seminole logo is the primary representation of the brand and is used as the main identifying device for athletics. Reinforcement of the primary identity will build equity in Florida State Athletics. In primary or secondary colors, the Seminole logo works well across all media. With a flexible approach to palettes and logo staging, the Seminole logo now comes alive with renewed spark and energy.



SEMINOLE PATTERN

In the early 1900s, a new decorative technique was developed by Seminole women, now commonly known as patchwork. Early patterns included blocks and bars of alternating color with occasional sawtooth designs that were sewn directly into garments. Patchwork was rapidly adopted as a standard means of embellishing the Seminoles' traditionally vibrant clothing. These authentic and meaningful patterns live on through today's Seminole natives, and are now an official element of the performance apparel palette for Florida State Athletics.

FSU and Nike were determined to incorporate meaningful symbolism into their uniforms and designers included Seminole lore in each element. The Seminole symbols for Fire, Arrow and Man on Horse (top to bottom, repeating) were the inspiration for this unique pattern.

FSU LOGO

The FSU Logo is a stylistic ligature. At the origin of typographical ligatures is the simple running together of letters in manuscripts. In writing and typography, a typographic ligature occurs where two or more letters are joined as a single glyph.

The FSU Logo was created from the custom unconquered alphabet. It works closely in support of the primary identity to represent Seminole Athletics. This type-based mark gives the identity flexibility while staying consistent with the main look and feel.



SEMINOLE SPEAR

Perhaps the most spectacular tradition in all of college football occurs in Doak Campbell Stadium when a student portraying the famous Seminole leader, Osceola, charges down the field riding an Appaloosa horse named Renegade and plants a flaming spear at midfield to begin every home game. Together, Osceola and Renegade highlight a pre-game ritual, considered to be one of the most popular in the nation.

Florida State's trademark helmet with the Seminole spear is well known throughout all of college football. This design was first introduced during Bobby Bowden's first year as head coach in 1976. Prior to that season, FSU had used a variety of different helmets ranging from gold with a garnet FSU, solid gold with garnet and white striping, an image of the state of Florida with STATE running down it, and various others. The refined spear now reflects the same visual language as the other elements of the identity system.

THE SEMINOLE TRIBE OF FLORIDA

THE UNCONQUERED PEOPLE

By Barry Ray, FSU Office of News and Public Affairs

As a people, few have prevailed over more trying circumstances than the Seminole Indians of Florida. Over the course of almost two centuries, Florida's Seminoles endured three wars with the U.S. government, resisted numerous efforts to relocate them to federal reservations in the West, and ultimately made their home in one of the world's most inhospitable environments, the Florida Everglades. That they have not only survived, but thrived – all the while maintaining their fierce independence and rich culture – is a tribute to their courage and perseverance. This is their story.

Long before European explorers ever visited the area now known as Florida, native peoples had been living here for thousands of years. In fact, as many as 100,000 members of four Indian nations – the Apalachee, the Tequesta, the Timucua and the Calusa – were living in highly organized settlements throughout the peninsula when the Spanish first arrived in 1513.

The native peoples' lack of resistance to smallpox, yellow fever and other "European" diseases, as well as later slaving raids from the English colonies of Georgia and South Carolina, eventually decimated their numbers. By the mid-18th century, the Indian nations of Florida had ceased to exist.

In their place, groups of Indians from a confederation of tribes collectively referred to as the Lower Creeks began moving into Florida from Alabama and Georgia. They had been pushed out of their former homes by the encroachment of white settlers, as well as by conflicts with other tribes. It was around this time that the name "Seminoles" first appeared; there are several possible explanations as to its origins.

When the first English speakers began arriving in Florida in 1763, they found many Creeks living as yat'siminoli, or "free people," across the northern part of the Florida peninsula. ("Yat'siminoli" was a term used in the Mikisúki, or Miccosukee, language, which still is spoken today.) The settlers may have simply ignored the Indians' separate tribal affiliations and called them all Seminolies, or Seminoles.

Others believe that the Seminole name comes from the Spanish word cimarron, meaning "wild men" or "unconquered." The Indians may have been given this name because they had escaped from slavery in the English-controlled colonies to the north.

With the end of the American Revolutionary War in 1784, English-speaking settlers began moving southward in ever greater numbers, buying or seizing land from the native inhabitants. By 1813, some of the Creek tribes in Alabama rose up against the white settlers and the Indian tribes that supported them. This conflict, known as the Creek War of 1813-14, proved disastrous to all of the tribes. U.S. troops led by Gen. Andrew Jackson crushed the uprising and forced a treaty on the Creeks that took more than 2 million acres of land from them. Several thousand Creek warriors and their families migrated south into Spanish Florida, where they and the Seminoles increased their resistance to white settlement.

In 1814, such conflicts escalated into the first of three Seminole wars. Over the next four years, Jackson illegally entered Spanish Florida numerous times to burn Seminole villages and kill resistance leaders.

With the end of the First Seminole War in 1818, many Indians moved further into Florida. By 1820, the year before Spanish Florida became a U.S. territory, there were at least 5,000 Seminoles, Creeks and Mikisúki people living here. However, a series of federal treaties failed to protect their rights and, in 1835, war broke out again.

The Second Seminole War (1835-42) proved to be the longest, most costly, and the last of the U.S. wars of Indian removal fought east of the Mississippi River. It also would be the first guerilla-style war faced by U.S. troops. Led by the fierce warrior Osceola, the Seminoles were aided by runaway slaves, who received protection from their allies in return for a portion of the agricultural staples that they grew. These so-called "Black Seminoles" also had a reputation as fierce

THE SYMBOL: SEMINOLES

Florida State would play two games in 1947 before students demanded the school acquire a symbol. While details conflict, most believe the account of a poll of the student body is accurate. The Florida Flambeau reported that Seminoles had won by 110 votes over Statesmen. The rest of the top contenders (in order) were Rebels, Tarpons, Fighting Warriors and Crackers.

In the 1950s, a pair of students dressed in Native American costumes and joined the cheerleaders on the field which eventually evolved into the majestic symbol of Osceola and Renegade that FSU now enjoys. Today, the Seminole Indian Tribe participates in many campus activities.

Florida State University is proud of its longstanding cooperative relationship with the Seminole Tribe of Florida. The Seminole people have suffered many hardships and injustices, but they have remained brave, dignified and proud. The Seminoles are unconquered. They symbolize what we hope will be the traits of all of our graduates, including our student-athletes.



fighters, and were equally determined to preserve their freedom.

The fighting ended in a stalemate in 1842, and an uneasy peace lasted for 14 years. In 1856, however, Seminole leader Billy Bowlegs and his followers were provoked by U.S. soldiers. They retaliated, and the ensuing series of skirmishes became known as the Third Seminole War (1856-58).

When U.S. troops once more withdrew – again with no treaty or victory – the Seminole Wars finally ended. All told, more than 3,000 Seminoles had been forcibly removed from Florida to the Western territories of Arkansas and Oklahoma. As few as 300 remained in Florida, and they took refuge within the dense swamps of the Everglades. However, their place in history was assured as the only American Indian tribe never to have signed a peace treaty with the U.S. government.

From the 1920s onward, as the development boom exploded in South Florida, the Seminoles lost more and more of their hunting lands to tourists and settlers. They became agricultural workers in the vegetable fields of South Florida, and also ran tourist attractions, wearing their colorful patchwork clothing, producing souvenirs and wrestling alligators.

On Aug. 21, 1957, the Seminole Tribe of Florida was established through a majority vote of Florida's Seminole Indians. This vote gave the Seminoles federal recognition as a self-governing tribe with a constitutional form of government. The Seminole Tribe of Florida now has almost 3,000 members living on five reservations across the peninsula at Hollywood, Big Cypress, Brighton, Immokalee and Tampa.

The Seminoles work hard to be economically independent. Tourism and gaming profits pay for infrastructure and schools on their reservations, while citrus groves, cattle agriculture, aircraft production, tobacco sales, land leases and aquaculture are other significant sources of revenue.

Having persevered through two centuries of adversity, the Seminole Indians of Florida have earned the right to call themselves "the unconquered people." Their indomitable spirit is one that Florida State University proudly seeks to emulate in all of its endeavors.

Brian PENSKY

Head Coach 3rd Season

Alma Mater: Emory University (1991)

Record at Florida State: 39-3-4 (.891)

Collegiate Record: 224-114-49 (.642)



Florida State Vice President and Director of Athletics Michael Alford named Brian Pensky as FSU women's soccer head coach on April 26, 2022. Pensky is the only coach to win an ACC and SEC Championship, win an ACC Championship in his first season at a school and is the only coach to win ACC Coach of the Year, SEC Coach of the Year and National Coach of the Year.

In his first season as the head coach at Florida State, Pensky helped lead the Seminoles back to the College Cup for the 13th time in program history with a 17-3-3 record. The Noles won their ninth ACC Tournament Championship and fifth ACC Regular Season Championship. It marked just the third time in program history that the Noles won both the regular season and tournament championships.

The Noles were dominant all throughout the 2022 season, outscoring opponents 64-20 with 11 shutouts in 23 games. The 64 goals scored in a season were the sixth most in a season in program history. The Noles also scored 28 goals in 10 ACC games, the second most against ACC opponents in a season in program history. FSU was selected as the number one overall seed in the 2022 NCAA Tournament for the 11th time in school history and shut out three of its first four opponents in the NCAA Tournament on the way to the College Cup.

In his first season at FSU, Pensky coached three All-Americans (Jenna Nighswonger, Cristina Roque and Jody Brown), nine All-ACC members and the ACC's Goalkeeper of the Year (Roque).

"Florida State's soccer program is regarded as one of if not the best in the country and rightfully so," said Pensky. "The opportunity to be a part of this great program with its remarkable tradition is an honor. What Mark (Krikorian) did here over the last 17 years is unparalleled in our game. Simply put, he has been the best in the business."

"But it is more than just the soccer program that attracted me. The status of the university as a top-tier public institution academically is just as impressive as its athletic history. And, I have coached in the ACC and I know the strength of the league is second to none in the country.

"I take over the program with endless humility and understanding of the task at hand."

Tennessee's 2021 SEC Championship highlighted a season in which the Vols finished with a 20-3-0 record and advanced to the NCAA Round of 16. Pensky was named the SEC Coach of the Year following the season and the entire UT coaching staff was recognized as the Southeast Region Coaching Staff of the Year.

"After getting a great deal of input from our soccer student-athletes, we set out to attract the very best coach in the country to lead what has become the premier program in the country. I am very pleased to announce that in Brian Pensky we have found the person whose talent and drive match our consistently high expectations for FSU soccer.

"Coach Pensky is a proven winner both in the ACC which we consider the nation's best conference and the SEC. He has built programs and sustained consistent, high-level success proving his abilities time and time again.

"I am excited about the future of our program under Coach Pensky and we welcome him and his family to Florida State."

After leading Tennessee to its second consecutive SEC Eastern Division championship in 2021, Pensky was selected as the SEC Coach of the Year. He then deftly guided Tennessee to its first SEC Tournament championship since 2008 and a trip to the NCAA Round of 16. The 2021 squad went undefeated in Regal Stadium, opening the season with seven straight shutouts to set a new single-season shutout record of 633:53 en route to a record of 20-3-0 for the program's first 20-win season. Redshirt sophomore Jaida Thomas and senior Wrenne French both received All-America honors, and newcomer Taylor Huff was named SEC Freshman of the Year. Senior Mackenzie George earned First Team All-SEC honors while redshirt sophomore Thomas, Huff, and French were named Second Team All-SEC. Tennessee landed three on the SEC All-Freshman Team with Huff, Jordan Fusco, and Claire Rain each making the list. Following the season, UT's coaches were named Southeast Region Staff of the Year by United Soccer Coaches.

During the fall of 2020, Pensky guided Tennessee to an SEC East Title, going 4-1-1 in divisional play and 4-3-1 overall in conference play. In the spring, the Big Orange recorded four more wins, three of which were shutouts, to finish the season with an 8-6-1 record and mark the sixth-straight winning season. Newcomer Jaida Thomas was named to the 2020 SEC All-Freshman Team and junior Mackenzie George earned Second Team All-SEC honors.

In 2019, Pensky led UT to a 9-6-3 record overall. The Vols posted an 8-2 record at Regal Soccer Stadium that included shutout wins over SEC East rivals Florida, Georgia and Kentucky. Following the 2019 season, seniors Maya Neal and Katie Cousins became the fourth and fifth players in program history to earn four All-SEC honors with first and second-team accolades, respectively. MA Vignola was named also a first-team all-conference selection after leading the team with nine goals and five assists. Goalkeeper Lindsey Romig was named to the SEC All-Freshman team, becoming the fifth Tennessee player to accomplish that feat in the past six years.

Pensky's Vols ascended to new heights in 2018, reaching the NCAA Quarterfinals for the first time in program history. Tennessee finished 16-3-3 overall, good for the program's highest winning percentage (.795) and fewest losses (3) in a single season. UT earned consensus top-10 status following the historic campaign, rounding out the year with a No. 6 ranking from TopDrawerSoccer.com, No. 7 from the United Soccer Coaches and No. 8 in the NCAA RPI.

Tennessee's stout defensive unit limited opponents to a program-best 15 goals on the season, while the Vols' 12 shutouts tied a Tennessee record that has stood since 2003. UT netted 44 goals on the offensive end, marking the first time Tennessee scored 40-plus goals in back-to-back seasons since 2002-03.

Several Vols claimed individual postseason accolades, highlighted by Bunny Shaw (second team) and Katie Cousins (third team) earning All-America distinction from the United Soccer Coaches. Shaw, Cousins and Maya Neal were selected First Team All-Southeast Region, while MA Vignola took home a Second Team all-region nod.

Shaw headlined SEC postseason awards, becoming the second Tennessee player ever to be named SEC Offensive Player of the Year (Kylee Rossi, 2006-07). The forward from Spanish Town, Jamaica led the league with 0.87 goals per game, 2.13 points per game and seven game-winners. Shaw, Cousins and Neal each repeated as First Team All-SEC honorees, while Vignola and Erin Gilroy were voted Second Team All-SEC.

Pensky coached UT to a 15-4-2 record in 2017, returning to the NCAA tournament for the first time since 2012. The team scored 47 goals – the third-most in program history – and posted 10 shutouts. Following the campaign, Pensky was awarded a contract extension through the 2021 season.

Five players were named United Coaches All-Region and/or All-SEC following the 2017 season. Katie Cousins became the program's sixth All-American and second under Pensky's tenure with a third-team selection from the United Soccer Coaches. Michele Christy was tabbed CoSIDA Academic All-America with a 4.0 GPA in chemical engineering.

In 2016, Pensky helped the Vols return to the SEC Tournament after narrowly missing out in 2015. The Big Orange finished 5-5-1 in SEC play, earning the No. 7 seed in the conference tournament. Tennessee defeated Ole Miss, 2-0, in the first round of the SEC Tourney before being eliminated by No. 2 seed Auburn, 3-1, in the quarterfinals.

The Vols were strong once again defensively, posting eight shutouts and a 1.45 goals-against average for the season. Three players (Hannah Wilkinson, Rylie O'Keefe & Maya Neal) earned NSCAA All-South Region and All-SEC accolades. Wilkinson posted career highs with 11 goals, 10 assists and 32 points to move into second and third, respectively, on UT's career goals and points charts.

Pensky led the Vols to their fifth winning season in the past six years and 15th overall in 2015. Tennessee went 7-5-6 despite losing several key players to injury early in the season, including the team's active leader in goals and points, Hannah Wilkinson. UT went undefeated in non-conference play (4-0-3) and finished in a three-way tie for ninth in SEC play (3-5-3).

Redshirt-senior goalkeeper Julie Eckel capped off a great career by earning All-SEC first-team honors. She led the SEC with eight shutouts and became the Vols' career leader in saves (335) and save percentage (.817). The Cordova, Tenn., native also finished her career as the program's all-time leader among goalkeepers in games played (81), games started (79) and minutes played (7,411:14).

In 2014, Pensky led Tennessee on an impressive late-season surge with four-straight wins in a 10-day span (Oct. 26 – Nov. 5), advancing the Big Orange to the SEC Tournament semifinals for the eighth time in program history. Tennessee defeated No. 21 Missouri, 3-0, at home on Oct. 26 before Cheyenne Spade's 108th-minute goal in the regular-season finale at Ole Miss punched UT's ticket to the SEC Tournament. Tennessee rallied back from a 2-0 deficit in the first round of the SEC Tournament to defeat Alabama, 3-2. In the SEC Tournament quarterfinals, Tennessee played No. 8 Florida to a 1-1 tie and advanced on penalty kicks, 5-4. Hannah Wilkinson and Allie Sirna earned NSCAA All-Region and All-SEC Tournament honors and Carlyn Baldwin was named to the SEC All-Freshman Team.

Pensky led UT to its third-consecutive and 14th overall winning season in 2013 with a record of 8-7-4. The team notched three wins over ranked opponents, including triumphs over eventual conference champions Texas A&M (SEC champion) and UCF (Conference USA champion). Strong leadership from the team's upperclassmen helped continue UT's tradition of excellence on the field, in the classroom and in the community. Senior forward Caroline Brown and junior back Allie Sirna garnered All-SEC honors and NSCAA Scholar All-Region accolades. Brown also earned Capital One Academic All-America second-team honors, making her the only two-time Academic All-American in UT history.

In Pensky's first year at Tennessee, the squad went 14-5-3 and made its 10th appearance in the NCAA Tournament. UT also outperformed preseason league expectations, finishing third in the SEC after the team was picked 11th in the SEC Preseason Coaches' Poll in August. The team's 0.69 goals-against average set a new program record and the Lady Vols

PENSKY YEAR-BY-YEAR

2005	Maryland	5-11-3
2006	Maryland	5-9-4
2007	Maryland	6-9-3
2008	Maryland	7-10-1
2009	Maryland	14-6-2
2010	Maryland	18-2-3
2011	Maryland	12-6-4
		67-53-20 (.550)
2012	Tennessee	14-5-3
2013	Tennessee	8-7-4
2014	Tennessee	10-10-2
2015	Tennessee	7-5-6
2016	Tennessee	11-9-1
2017	Tennessee	15-4-2
2018	Tennessee	16-3-3
2019	Tennessee	9-6-3
2020	Tennessee	8-6-1
2021	Tennessee	20-3-0
		118-58-25 (.649)
2022	Florida State	17-3-3
2023	Florida State	22-0-1
		39-3-4 (.891)
CAREER RECORD		224-114-49 (.642)

recorded 11 shutouts. UT also produced the longest shutout streak in school history with 533:22 of scoreless defense from Aug. 19 through Sept. 9. Tennessee finished at No. 18 in the final NCAA Women's Soccer RPI and the Lady Vols ranked 25th in the final Soccer America poll of 2012.

Sophomore forward and Pensky recruit Hannah Wilkinson was named a third-team NSCAA All-American, and a first-team All-SEC selection in 2012. She became the fifth Lady Vol to be named an All-American (first, second or third team) and the fourth Lady Vol to garner NSCAA All-America honors.

Senior back Ali Hall was also an All-SEC and NSCAA All-South Region selection after leading one of the best defensive units in Tennessee soccer history.

Pensky was named head soccer coach at the University of Tennessee on Jan. 26, 2012 by vice-chancellor and director of athletics Dave Hart. Pensky took the helm at Tennessee after seven years as the head coach of the women's soccer program at the University of Maryland.

In 2010, Maryland earned the No. 1 overall seed in the NCAA Tournament, and Pensky was named both National Coach of the Year by Soccer America and ACC Coach of the Year. He served as the head coach of the Maryland women's soccer team from 2005-11 and posted a 67-52-20 overall record. While at the helm in College Park, Pensky led the Terrapins to their most successful three-year run in program history, with a 44-14-9 record and a .724 win percentage over the last three seasons.

Pensky guided Maryland to NCAA Tournament appearances in each of the last three consecutive seasons, including Sweet 16 appearances in both 2009 and 2011.

Along with 2011 national champions Stanford and Florida State, Maryland was one of only three programs that finished ranked in the Top 11 from 2009-11 in the NSCAA Coaches Poll, finishing 10th in 2010 and 11th in both 2009 and 2011. In 2010, Pensky guided Maryland to its best season in program history with an 18-2-3 (.848) overall ledger and a school-record 7-2-1 mark in the ACC. Additionally, co-captain Caitlin McDowell earned the 2010 ACC Scholar-Athlete of the Year

Award.

Playing in a highly competitive conference, Pensky guided the Terps to their second-ever ACC Championship match in 2011. The Terrapins advanced to the NCAA Sweet 16 with victories over Auburn and La Salle in the NCAA Tournament before falling to Oklahoma State. Additionally, during Stanford's 25-0-1 national championship season in 2011, the lone blemish was a 0-0 tie against Maryland on Aug. 26, 2011.

From 2009-11, Maryland posted a 15-10-5 record in the ACC, the first time the Terps recorded three consecutive seasons of .500 or better in conference play in program history.

Under Pensky's reign, Maryland defeated five top-10 programs including the Terps' first-ever victories over the most-storied program in college soccer history, North Carolina. The Terps defeated the 20-time NCAA Champions in 2010 and 2011.

The Terrapins had two players drafted by the Women's Professional Soccer (WPS) league: goalkeeper Mary Casey in 2010 by Los Angeles, and All-American forward Jasmyne Spencer in 2011 by Philadelphia. Spencer was twice a member of the MAC Hermann Trophy Watch List, awarded annually to the national player of the year. She also became the fifth Maryland player to earn All-ACC accolades three times.

Before guiding the women's team, Pensky served as an assistant coach with the Maryland men's program, helping those Terrapins to three consecutive College Cup berths (2002-04). Working with head coach Sasho Cirovski, Pensky helped the Terps to a 57-14-3 record (.791 win percentage). The men captured the ACC Tournament title in 2002 and the regular-season crown in 2003. In 2004, CollegeSoccerNews.com named Pensky one of the top assistant coaches in the nation.

Prior to working under Cirovski for three seasons, where he was involved in all facets of the program, Pensky was an assistant at Loyola College in Maryland, where he helped the Greyhound women's team win the 2001 MAAC Conference Tournament and earn a bid to the NCAA Tournament in his one season with the program. He came to Loyola after spending three years as an assistant coach with the George Washington University women's soccer program.

Pensky holds a bachelor's degree in economics from Emory University in Atlanta (class of 1991), as well as an "A" license from the United States Soccer Federation, an NSCAA Premier and NSCAA goalkeeping diploma.

Pensky and his wife, Abby, have three children - boy-girl twins Will and Alex and their youngest son, Ben.



Bobby SHUTTLEWORTH

Assistant Coach 3rd Season

Alma Mater: University of Buffalo (2008)

Bobby Shuttleworth came to Florida State after finishing a 14-year career in the MLS and has been named an assistant soccer coach by head coach Brian Pensky. Shuttleworth started his MLS career in 2009 after playing collegiately at Buffalo. During his 14-year career, he spent time with four different MLS clubs, most recently with Atlanta United in 2022. He made a total of 238 regular season and playoff appearances and ranks 13th all-time among MLS goalkeepers in regular season games played (232).

Shuttleworth finished his career with 81 wins in 14 seasons and recorded 53 clean sheets during his time in the professional ranks. He started his career with the New England Revolution where he played eight seasons. Shuttleworth played in 127 matches with 124 starts during his time with New England. In 2014 the Revolution finished fifth in the league standings and Shuttleworth helped lead them to the MLS Cup Final.

He then played two seasons with Minnesota United, a season with the Sacramento Republic and two seasons with the Chicago Fire before ending up in Atlanta for the 2022 season.

Shuttleworth's name is plastered all over the University of Buffalo's record book as he is first in career goals-against average (.80) and third in career wins (21). He finished the 2008 season with a .63 GAA good for second-best in school history and his .94 GAA in 2007 is good for 10th best in school history.

In his first season as an assistant coach at Florida State, Shuttleworth helped lead the Seminoles back to the College Cup for the 13th time in program history with a 17-3-3 record and was named part of the 2022 Atlantic Region Staff of the Year. The Noles won their ninth ACC Tournament Championship and fifth ACC Regular Season Championship. It marked just the third time in program history that the Noles won both the regular season and tournament championships.

The Noles were dominant all throughout the 2022 season, outscoring opponents 64-20 with 11 shut-outs in 23 games. The Seminole defense finished the season with a 0.86 Goals Against Average with Shuttleworth in charge, tied for the 13th best season in school history. Under Shuttleworth's instruction, Cristina Roque was named the ACC's Goalkeeper of the Year and Third Team All-American.

Shuttleworth is married to his wife Geenamarie and they have one daughter Quinn.

Jonathan BORNSTEIN

Assistant Coach 1st Season

Alma Mater: University of California at Los Angeles (2006)



Aaron Brunner joins the Florida State coaching staff after serving as the ECNL Director, Director of Operations, and Head Coach for Richmond United/Strikers over the last 10 years. Brunner also works with the United States Women's Senior National Team as an opponent scout. Since 2015, he has worked with multiple youth national teams within the United States Soccer Federation serving as the Talent ID Scout for the Women's Youth National Teams (u14, u15 and u17) from 2015 through 2018. During that time Brunner also served as the U.S. Soccer Training Center Program Liaison for Virginia. He was also an opponent scout for the u15 and u17 Women's National Team during their CONCACAF Championships.

In his first season as an assistant coach at Florida State, Brunner helped lead the Seminoles back to the College Cup for the 13th time in program history with a 17-3-3 record and was named part of the 2022 Atlantic Region Staff of the Year. The Noles won their ninth ACC Tournament Championship and fifth ACC Regular Season Championship. It marked just the third time in program history that the Noles won both the regular season and tournament championships.

The Noles were dominant all throughout the 2022 season, outscoring opponents 64-20 with 11 shut-outs in 23 games. The 64 goals scored in a season were the sixth most in a season in program history. The Noles also scored 28 goals in 10 ACC games, the second most against ACC opponents in a season in program history. FSU was selected as the number one overall seed in the 2022 NCAA Tournament for the 11th time in school history and shut out three of its first four opponents in the NCAA Tournament on the way to the College Cup.

In his first season at FSU, Brunner coached two All-Americans on the offensive side of the ball (Jenna Nighswonger and Jody Brown).

Before joining the Richmond United/Strikers, Brunner spent nine years with Prince William SI. He started out on the Strikers' full-time girls ECNL coaching staff, before serving as the Richmond United Director of ECNL Operations. He coached multiple Richmond United ECNL Girls Teams, and holds his US Soccer A License, US Soccer Talent Scout License, and US Soccer National Youth License. Aaron was also the ECNL National Selection Director and is US Soccer National Coaching Education Instructor.

Prior to the Strikers, he was named the 2009 National Youth Coach of the Year, USYSA Region I Coach of the Year, and VYSA State Coach of the Year while at PWSI. He also coached for Seacoast United where he was also named NHYSA State Coach of the Year.

Brunner played at the University of New Hampshire and earned a BA in Psychology. He has a wife Kristin and their two children, Owen and Sophie.

Micah BLED SOE

Assistant Coach 1st Season

Alma Mater: Lipscomb University (2017)



Andrew Hudson is entering his sixth year assisting with the Florida State Women's Soccer program and has been serving as the volunteer assistant coach since 2020. In his time with the program, the Seminoles have won four ACC Championships and two National Championships.

As the volunteer assistant coach, Hudson has helped the program to three ACC Championships in 2020, 2021 and 2023, an NCAA Runner-up finish in 2020, and a National Championship in 2021.

Andrew works primarily with the Seminole attack and player technical development, as well as video analysis and opposition scouting.

Andrew is a 2011 graduate of Purdue University where he earned a Bachelor's in Public Relations and Rhetorical Advocacy, and is a 2013 graduate of Florida State University, earning a Master's in Media and Communication.



Ben Zierden
Senior Associate Athletics
Director/Sport Oversight



Scott Trulock
Associate Athletics Director
for Health and Performance



Sarah Brown
Director of Operations



Elisa Angeles
Assistant Athletics Director
of Sports Performance/
Director of Olympic Sport



Frankie Grizzle-Malgrat
Equipment
Coordinator



Kathryn Yannes
Associate Director of Facili-
ties and Events



Jerry Latimer
Executive Associate Director of
Sports Medicine



Jack Oliaro
Soccer Public Relations
Director



Emme Logan
Director of Marketing



Alora Sullivan
Athletic Trainer



Austin Phillips
Video Coordinator

NUMERICAL ROSTER

No.	Name	Pos.	Ht.	Yr.	Hometown/Last School
1	Addie Todd	GK	5-8	SO	Littleton, Colo. / Columbine HS
3	Taylor Huff	M/F	5-8	SR	Mansfield, Ohio / Tennessee
5	Giana Riley	F	5-8	JR	Manteca, Calif. / Gonzaga
6	Lara Dantas	M	5-8	FR	Rio de Janeiro, Brazil / IMG Academy
7	Ran Iwai	M	5-3	5TH	Mitaka City, Tokyo, Japan / Futaba Mirai Gakuen
8	Mariangela Jimenez	M	5-4	SR	Puerto Cabella, Venezuela / William Carey
9	Taylor Suarez	F	5-5	FR	Charlotte, N.C. / Ardrey Kell HS
10	Peyton Nourse	M	5-5	SO	Denver, Colo. / Cherry Creek HS
11	Jordynn Dudley	F	5-11	SO	Milton, Ga. / Cambridge HS
12	Nina Norshie	D	5-9	JR	Accra, Ghana / Barton CC
13	Camille Ashe	D	5-10	GR	Arlington, Va. / Portland
14	Carissa Boeckmann	M	5-5	SR	San Antonio, Texas / Texas A&M
15	Peyton McGovern	M	5-1	FR	Bristow, Va. / Brentsville District HS
16	Sophia Nguyen	M	5-6	JR	Pensacola, Fla. / Pensacola HS
17	Mimi Van Zanten	M/D	5-5	SO	Lincolnshire, Ill. / Stevenson HS
18	Emma Kirlin	GK	5-7	FR	Greenville, S.C. / Wade Hampton HS
19	Kameron Simmonds	F	5-7	JR	Midlothian, Va. / Tennessee
20	Heather Gilchrist	D	5-8	JR	Boulder, Colo. / Fairview HS
21	Olivia Lebdaoui	F	5-6	JR	Panama City Beach, Fla. / Arnold HS
22	Claire Rain	D	5-9	SR	Tampa, Fla. / Tennessee
23	Maddie Smith	GK	5-8	5TH	Omaha, Neb. / Maryland
28	Solai Washington	F	5-6	FR	Chamblee, Ga. / Chamblee HS
30	Ashlyn Puerta	M	5-6	FR	San Diego, Calif.
42	Wrianna Hudson	F	6-2	FR	Rochester, N.Y. / Greece Athena

COACHING STAFF

Head Coach: Brian Penksy (3rd Season) - Emory (1991)

Assistant Coach: Bobby Shuttleworth (3rd Season) - University of Buffalo (2008)

Assistant Coach: Jonathan Bornstein (1st Season) - University of California at Los Angeles (2006)

Assistant Coach: Micah Bledsoe (1st Season) - Lipscomb University (2017)

ALPHABETICAL ROSTER

No.	Name	Pos.	Ht.	Yr.	Hometown/Last School
13	Camille Ashe	D	5-10	GR	Arlington, Va. / Portland
14	Carissa Boeckmann	M	5-5	SR	San Antonio, Texas / Texas A&M
6	Lara Dantas	M	5-8	FR	Rio de Janeiro, Brazil / IMG Academy
11	Jordynn Dudley	F	5-11	SO	Milton, Ga. / Cambridge HS
20	Heather Gilchrist	D	5-8	JR	Boulder, Colo. / Fairview HS
42	Wrianna Hudson	F	6-2	FR	Rochester, N.Y. / Greece Athena
3	Taylor Huff	M/F	5-8	SR	Mansfield, Ohio / Tennessee
7	Ran Iwai	M	5-3	5TH	Mitaka City, Tokyo, Japan / Futaba Mirai Gakuen
8	Mariangela Jimenez	M	5-4	SR	Puerto Cabella, Venezuela / William Carey
18	Emma Kirlin	GK	5-7	FR	Greenville, S.C. / Wade Hampton HS
21	Olivia Lebdaoui	F	5-6	JR	Panama City Beach, Fla. / Arnold HS
15	Peyton McGovern	M	5-1	FR	Bristow, Va. / Brentsville District HS
16	Sophia Nguyen	M	5-6	JR	Pensacola, Fla. / Pensacola HS
12	Nina Norshie	D	5-9	JR	Accra, Ghana / Barton CC
10	Peyton Nourse	M	5-5	SO	Denver, Colo. / Cherry Creek HS
30	Ashlyn Puerta	M	5-6	FR	San Diego, Calif.
22	Claire Rain	D	5-9	SR	Tampa, Fla. / Tennessee
5	Giana Riley	F	5-8	JR	Manteca, Calif. / Gonzaga
19	Kameron Simmonds	F	5-7	JR	Midlothian, Va. / Tennessee
23	Maddie Smith	GK	5-8	5TH	Omaha, Neb. / Maryland
9	Taylor Suarez	F	5-5	FR	Charlotte, N.C. / Ardrey Kell HS
1	Addie Todd	GK	5-8	SO	Littleton, Colo. / Columbine HS
17	Mimi Van Zanten	M/D	5-5	SO	Lincolnshire, Ill. / Stevenson HS
28	Solai Washington	F	5-6	FR	Chamblee, Ga. / Chamblee HS

PRONUNCIATIONS

7	Ran Iwai	ee-why
8	Mariangela Jimenez	Mar-ee-angela Hee-men-ez
14	Carissa Boeckmann	Bock-men
16	Sophia Nguyen	Win
21	Olivia Lebdaoui	Leb Dow ee
28	Solai Washington	Sow-lay
42	Wrianna Hudson	Ree-on-uh

2024 TEAM PHOTO ROSTER



1

Addie
Dodd




3

Taylor
Huff



5

Riley
JR - FWD
Manitoba, Calif.



6

Lara
Dantas
FR - MID
Rio De Janeiro, Brazil



7

Iwan
Iwai
5TH - MID
Tokyo, Japan



8

Marianne
Jimenez
SR - MID
Tampa, Fla.



9

Peyton
McGovern
FR - MID
Baltimore, Md.



10

Sophie
Nguyen
SR - MID
Pasadena, Calif.



11

Mimi
Vasquez
SR - MID
Buffalo, N.Y.



12

Emma
Kirlin
FR - MID
Knoxville, Tenn.



13

James
Shmonds
SR - MID
Frederick, Md.



14

Heather
Gilbert
JR - DEF
Boulder, Colo.



15

Peyton
McGovern
FR - MID
Baltimore, Md.



16

Sophie
Nguyen
SR - MID
Pasadena, Calif.



17

Mimi
Vasquez
SR - MID
Buffalo, N.Y.



18

Emma
Kirlin
FR - MID
Knoxville, Tenn.




19

James
Shmonds
SR - MID
Frederick, Md.



20

Heather
Gilbert
JR - DEF
Boulder, Colo.



21

Olivia
Lebdaoui
JR - FWD
Baltimore City Beach, Md.



22

Claire
Rain
SR - DEF
Baltimore, Md.



23

Madeline
Smith
5TH - GK
Omaha, Neb.



28

Selah
Washington
FR - FWD
Atlanta, Ga.




30

Isabella
Puerta
FR - MID
San Diego, Calif.



42

Whiana
Hudson
FR - FWD
Rochester, N.Y.



HC

Brian
Parkey
Head Coach



AC

Bobby
Shuttleworth
Assistant Coach



AC

Jonathan
Burnstein
Assistant Coach



AC

Brian
Blodgett
Assistant Coach

SID INFORMATION

Soccer SID.....Jack Oliaro
Fax Number.....N/A
Cell Phone.....(404) 971-4856
Press Box Number.....(850) 645-3240
Email Address.....jmo20ba@fsu.edu
Mailing Address.....Florida State Public Relations
403 Stadium Drive West Room D0107
Tallahassee, FL 32306
Athletic Website.....www.seminoles.com
Instagram.....NoleSoccer
X.....@FSUSoccer
Facebook.....www.facebook.com/FSUSoccer
Conference Soccer SID.....Jasmine Palmer
Email Address.....jpalmer@theacc.org
Conference Website.....www.theacc.com

UNIVERSITY INFORMATION

Location.....Tallahassee, Fla.
Symbol.....Seminole
Colors.....Garnet and Gold
Enrollment.....44,597
President.....Richard McCullough
Athletics Director.....Michael Alford
Senior Associate Athletic Director/Soccer Oversight.....Ben Zierden
Conference.....Atlantic Coast Conference
National Affiliation (Division).....Division I

SOCCER INFORMATION

Home Field/Capacity.....Seminole Soccer Complex/2,000
Head Coach.....Brian Pensky
Alma Mater.....Emory (1991)
Record at Florida State.....39-3-4 (3rd Season)
Career Coaching Record.....(224-114-49) win % in 19 Seasons
Assistant Coach.....Bobby Shuttleworth (3rd Season)
Assistant Coach.....Jonathan Bornstein (1st Season)
Assistant Coach.....Micah Bledsoe (1st Season)
Director of Soccer Operations.....Sarah Brown (3rd Season)
Soccer Office Phone Number.....(850) 645-7205

TEAM INFORMATION

2023 Overall Record.....22-0-1
2022 Conference Record/Finish.....9-0-1 / 1st
2023 ACC Tournament.....Champions
Defeated Pittsburgh 2-0
Defeated Clemson 2-1
2023 NCAA Tournament.....National Champions
Defeated Morehead State 5-0
Defeated Texas A&M 1-0
Defeated Texas 5-0
Defeated Pittsburgh 3-0
Defeated Clemson 2-0
Defeated Stanford 5-1
Letterwinners Returning/Lost.....10/11
Starters Returning/Lost.....7/9
All-Time School Record (Yrs).....461-161-54 /.721 (29)
All-Time ACC Record (Yrs).....156-80-27 /.644 (29)
All-Time NCAA Record (Yrs).....83-19-5 /.799 (24)

2024 SCHEDULE

Date	Opponent	Location	Time
August 15	South Florida	Tampa, Fla.	7 p.m.
August 18	North Florida	Tallahassee, Fla.	6 p.m.
August 22	Rice	Tallahassee, Fla.	7 p.m.
August 29	Georgia	Tallahassee, Fla.	7 p.m.
September 1	Villanova	Tallahassee, Fla.	12 p.m.
September 8	Florida	Gainesville, Fla.	2 p.m.
September 19	Syracuse*	Tallahassee, Fla.	7 p.m.
September 22	SMU*	Dallas, Texas	2 p.m.
September 26	Clemson*	Tallahassee, Fla.	7 p.m.
October 3	Wake Forest*	Winston-Salem, N.C.	7 p.m.
October 6	Virginia Tech*	Blacksburg, Va.	1 p.m.
October 12	Boston College*	Newton, Mass.	7 p.m.
October 17	Virginia*	Tallahassee, Fla.	7 p.m.
October 20	Pittsburgh*	Tallahassee, Fla.	1 p.m.
October 25	North Carolina*	Tallahassee, Fla.	7 p.m.
October 31	Miami*	Coral Gables, Fla.	6 p.m.

ACC Tournament

November 3.....Quarterfinals (Campus Sites)
November 8-10.....Semifinals/Finals (Cary, N.C.)

* denotes ACC match; All Match Times EST

2023 FINAL TEAM STATS

Goals.....75 (2nd)
Assists.....81 (1st)
Points.....231 (2nd)
Saves per Game.....1.96 (333rd)
Goals Against Average.....0.609 (17th)
Shutouts.....14 (7th)
Corner Kicks Per Game.....6.26 (35th)

RETURNING STAT LEADERS

Goals.....Jordynn Dudley (14)
.....Taylor Huff (7)
.....Peyton Nourse (3)
.....Mimi Van Zanten (1)
Assists.....Taylor Huff (14)
.....Jordynn Dudley (9)
.....Ran Iwai (8)
.....Mimi Van Zanten (4)
.....Sophia Nguyen (3)
Points.....Jordynn Dudley (37)
.....Taylor Huff (28)
.....Ran Iwai (8)
.....Peyton Nourse (6)
.....Mimi Van Zanten (6)
Shots.....Jordynn Dudley (64)
.....Taylor Huff (47)
.....Peyton Nourse (7)
.....Mimi Van Zanten (7)
.....Ran Iwai (5)
Game-Winning Goals.....Jordynn Dudley (5)
.....Taylor Huff (4)



2023 SEMINOLE SOCCER TEAM

SEMINOLE QUICK HITS

Florida State earned a bid to the NCAA Tournament as a No. 1 national seed. It marked the 24rd consecutive appearance in the NCAA postseason for the Seminoles and their 19th straight time as a national seed in the NCAA Tournament. FSU is one of eight schools all-time at the Division I level to post a streak of 24 consecutive NCAA Tournament appearances, four of those schools are on active streaks, including three from the ACC, led by North Carolina's 42 straight dating back to 1982.

Florida State is 93-20-17 in its last 130 games against teams in the ACC, including ACC Tournament and NCAA Tournament matches. The Seminoles have an impressive 20-2-4 record in their last 18 ACC Tournaments, earning titles from 2013-2016, 2018, and 2020-2023.

The 2023 Seminoles finished with 231 points on 75 goals and 81 assists. Defensively, FSU allowed a 0.61 goals-against average and conceded only 14 total goals. Florida State tallied 14 shutouts in its 23 matches. The Noles have had at least eight shutouts in the last 19 seasons.

Florida State finished with a 9-0-1 record in the ACC to earn a second straight ACC Regular Season Championship. They went on to win their tenth ACC Tournament Championship. The Noles were led offensively by senior Onyi Echegini and freshman Jordynnn Dudley who combined for 30 goals and 14 assists. Taylor Huff had an outstanding first season at FSU, leading the Seminoles with 14 assists. Seniors Beata Olsson and Jody Brown combined for 14 goals and 23 assists.

After another successful season, Onyi Echegini was recognized as one of the top players in the country. Echegini was named a finalist and won the MAC Hermann trophy after leading the team with 16 goals, the highest in the ACC. Echegini and Dudley were named First Team All-Americans by the United Soccer Coaches. Taylor Huff and Jody Brown picked up Second Team All-American honors while Cristina Roque took a second-straight Third Team All-American honor. Florida State dominated the ACC awards with Onyi Echegini earning ACC Offensive Player of the Year, Jordynnn Dudley earning ACC Freshman of the Year, and Head Coach Brian Pensky earning his first ACC Coach of the Year honor.

2023 HONORS & AWARDS

United Soccer Coaches All-Americans

Jordynnn Dudley (First Team)
Onyi Echegini (First Team)
Jody Brown (Second Team)
Taylor Huff (Second Team)
Cristina Roque (Third Team)

United Soccer Coaches All-Region

Jody Brown (First Team)
Jordynnn Dudley (First Team)
Onyi Echegini (First Team)
Taylor Huff (First Team)
Cristina Roque (Second Team)

CSC Academic All-District

Lauren Flynn
Heather Gilchrist
Leilanni Nesbeth
Sophia Nguyen
Beata Olsson
Cristina Roque
Kaitlyn Zipay

ACC All-Tournament Team

Onyi Echegini (MVP)
Jordynnn Dudley
Beata Olsson
Cristina Roque
Mimi Van Zanten

All-ACC

Onyi Echegini (1st Team / OPOTY)
Jordynnn Dudley (1st Team / FOTY / Freshman Team)
Jody Brown (1st Team)
Jody Brown (1st Team)
Taylor Huff (2nd Team)
Leilanni Nesbeth (2nd Team)
Cristina Roque (2nd Team)
Beata Olsson (3rd Team)
Mimi Van Zanten (Freshman Team)

ACC Player of the Week

Taylor Huff (Offensive) - 8.21
Ran Iwai (Defensive) - 10.10
Onyi Echegini (Offensive) - 10.17
Onyi Echegini (Offensive) - 10.24
Lauren Flynn (Defensive) - 10.31

TopDrawerSoccer Team of the Week

Taylor Huff - 8.21
Jordynnn Dudley (Player of the Week) - 9.26
Onyi Echegini - 10.24
Lauren Flynn (Player of the Week) - 10.31
Onyi Echegini - 11.7
Ran Iwai - 11.14
Cristina Roque - 11.21
Jordynnn Dudley - 11.21
Cristina Roque - 11.28
Lauren Flynn - 11.28

College Soccer News Team of the Week

Taylor Huff - 8.20
Jody Brown (Player of the Week) - 9.10
Jordynnn Dudley (Player of the Week) - 10.1
Onyi Echegini - 10.15
Onyi Echegini - 10.22
Lauren Flynn - 10.29
Onyi Echegini - 11.5
Jordynnn Dudley - 11.19

Preseason All-ACC

Jody Brown
Cristina Roque

TopDrawerSoccer Preseason Best XI

Jody Brown (First Team)
Lauren Flynn (First Team)
Cristina Roque (Second Team)
Taylor Huff (Third Team)
Jordynnn Dudley (Freshman Team)

2023 HONORS & AWARDS (YEP, THERE'S MORE)

TopDrawerSoccer Preseason Top-100

Lauren Flynn (No. 8)
Jody Brown (No. 9)
Cristina Roque (No. 15)
Taylor Huff (No. 24)
Beata Olsson (No. 60)
Onyi Echegini (No. 81)

TopDrawerSoccer Midseason Top-100 Freshmen

Jordynnn Dudley (No. 1)
Mimi Van Zanten (No. 33)

TopDrawerSoccer Midseason Top-100

Taylor Huff (No. 4)
Lauren Flynn (No. 7)
Onyi Echegini (No. 23)
Cristina Roque (No. 50)

TopDrawerSoccer Postseason Top-100 Freshmen

Jordynnn Dudley (No. 1)
Mimi Van Zanten (No. 24)

TopDrawerSoccer Postseason Top-100

Onyi Echegini (No. 4)
Lauren Flynn (No. 6)
Taylor Huff (No. 14)
Cristina Roque (No. 27)
Beata Olsson (No. 45)
Jody Brown (No. 57)
Heather Gilchrist (No. 79)

ALL-ACC HONORS

Florida State placed a league high nine players on the All-ACC Teams. The Noles were led by Onyi Echegini, Jordynnn Dudley, and Jody Brown who all earned First Team All-ACC honors. Taylor Huff, Leilanni Nesbeth, and Cristina Roque all earned second team honors while Beata Olsson was named to the third team. Jordynnn Dudley and Mimi Van Zanten were also named to the ACC All-Freshman Team.

HOME SWEET HOME

The Seminole Soccer Complex has provided quite the home field advantage for the Florida State soccer program with an all-time record of 245-32-14 (.865) in 25 seasons.

FSU has compiled eight home unbeaten seasons in program history - 2001 (8-0-0), 2006 (11-0-2), 2012 (14-0-0), 2013 (16-0-1), 2015 (12-0-1), 2016 (8-0-1), 2020 (4-0-0), 2021 (12-0-1), 2023 (11-0-0)

FSU has compiled home winning streaks of 21 (2011-13), 18 (2008-09) and 16 (2022-Present) straight home victories - the three longest home winning streaks in school history.

The Seminoles posted a 36-game home unbeaten streak from 2014 to 2017, which was just one game short of the 37-game home unbeaten streak set from 2011 to 2014.

2023 FINAL UNITED SOCCER COACHES RANKINGS

Rank	Team	Final Record
1.	Florida State	22-0-1
2.	Stanford	20-1-4
3.	Clemson	18-4-4
4.	BYU	20-3-3
5.	Penn State	16-3-4
6.	Pittsburgh	17-6-1
7.	Nebraska	17-4-3
8.	North Carolina	13-2-8
9.	Texas Tech	16-2-5
10.	Memphis	20-2-0
11.	Saint Louis	19-3-2
12.	Michigan State	14-5-3
13.	Georgia	13-4-6
14.	Mississippi State	12-6-5
15.	UCLA	16-2-1
16.	Notre Dame	12-4-4
17.	Arkansas	15-5-2
18.	Texas	17-5-2
19.	Wisconsin	14-5-4
20.	UC Irvine	10-8-6
21.	South Carolina	12-3-6
22.	Alabama	12-5-5
23.	Santa Clara	14-5-2
24.	Iowa	13-5-4
25.	USC	11-5-3



FSU Clarissa M. Women's Soccer Individual Statistics All games

Page 1/1
as of Jul 30, 2024

Game Records

Overall	Conference	Home	Away	Neutral
22 - 0 - 1	9 - 0 - 1	11 - 0 - 0	7 - 0 - 1	4 - 0 - 0

Team Box Score

No.	Player	GP-GS	MIN	G	A	PTS	SH	SH%	SOG	SOG%	YC	RC	GWG	PK-ATT	FG	OT	HAT	GTG	FOUL
6	Echegini, Onyi	23-21	1547	16	5	37	70	.229	38	.543	1	0	4	0-0	2	0	0	0	23
11	Dudley, Jordynn	22-22	1364	14	9	37	64	.219	37	.578	3	0	5	2-2	7	0	0	0	30
3	Huff, Taylor	23-23	1702	7	14	28	47	.149	20	.426	1	0	4	1-1	3	0	0	0	11
9	Olsson, Beata	23-23	1574	7	9	23	49	.143	18	.367	2	0	2	0-0	2	0	0	0	21
10	Brown, Jody	20-18	1182	7	5	19	27	.259	16	.593	0	0	3	0-0	2	0	0	0	16
30	Pais, Leah	22-3	880	2	8	12	16	.125	8	.500	1	0	0	2-2	0	0	0	0	8
8	Flynn, Lauren	23-23	2033	5	1	11	13	.385	7	.538	2	0	1	0-0	1	0	1	0	12
0	Garcia, Olivia	18-2	494	4	2	10	16	.250	10	.625	0	0	1	1-1	1	0	0	0	8
15	Zipay, Kaitlyn	22-2	603	4	2	10	14	.286	7	.500	0	0	2	0-0	2	0	0	0	5
13	Nesbeth, Leilanni	21-21	1608	2	5	9	34	.059	13	.382	1	0	0	0-0	0	0	0	0	23
7	Iwai, Ran	23-23	1765	0	8	8	5	.000	1	.200	1	0	0	0-0	0	0	0	0	11
14	Nourse, Peyton	12-0	186	3	0	6	7	.429	4	.571	0	0	0	0-0	0	0	0	0	2
17	Van Zanten, Amelia	23-13	1436	1	4	6	7	.143	3	.429	0	0	0	0-0	0	0	0	1	12
18	Alagoa, Maria	20-0	527	2	0	4	23	.087	11	.478	0	0	0	0-0	0	0	0	0	7
2	Farkas, Lily	13-2	409	0	3	3	11	.000	7	.636	0	0	0	0-0	0	0	0	0	5
16	Nguyen, Sophia	22-12	1162	0	3	3	2	.000	1	.500	0	0	0	0-0	0	0	0	0	12
20	Gilchrist, Heather	21-21	1839	0	2	2	2	.000	1	.500	0	0	0	0-0	0	0	0	0	5
4	Taitano, Maggie	17-0	385	0	1	1	2	.000	0	.000	0	0	0	0-0	0	0	0	0	4
22	Rain, Claire	1-1	13	0	0	0	0	.000	0	.000	0	0	0	0-0	0	0	0	0	1
1	Roque, Cristina	23-23	2070	0	0	0	0	.000	0	.000	0	0	0	0-0	0	0	0	0	0
Total		23	-	75	81	231	409	.183	202	.494	16	0	-	6-6	20	0	1	-	216
Opponents		23	-	14	14	42	175	.080	58	.331	29	1	-	1-2	3	0	0	-	206

			Goal Average			Saves		Record			
No.	Goalie	GP-GS	MINS	GA	GA AVG	SAVES	PCT	W	L	T	SHO/CBO
1	Roque, Cristina	23-23	2070:00	14	0.61	44	.759	22	0	1	14/0
TM	TEAM	-	00:00	0	0.00	1	1.000	0	0	0	0/0
Total		23	2070:00	14	0.61	45	.763	22	0	1	14
Opponents		23	2070:00	75	3.26	128	.631	0	22	1	0

Goals by Periods

Team	1st	2nd	OT1	OT2	TOTAL
FSU	22	53	0	0	75
Opponents	9	5	0	0	14

Corners by Periods

Team	1st	2nd	OT1	OT2	TOTAL
FSU	71	73	0	0	144
Opponents	44	34	0	0	78

Shots by Periods

Team	1st	2nd	OT1	OT2	TOTAL
FSU	177	232	0	0	409
Opponents	93	82	0	0	175

Goals by Periods

Team	1st	2nd	OT1	OT2	TOTAL
FSU	102	114	0	0	216
Opponents	98	108	0	0	206

Saves by Periods

Team	1st	2nd	OT1	OT2	TOTAL
FSU	23	22	0	0	45
Opponents	58	70	0	0	128

Attendance Summary

	FSU	Opponents
Total	17034	13939
Dates/Avg Per Date	11 / 1549	8 / 1742
Neutral Site #/Avg	4 / 4583	

ALABAMA1-1
Home 1-0 • Away 0-1 • Neutral 0-0
2017 - ALABAMA 1, Florida St. 0
2021 - FLORIDA ST. 4, Alabama 0

ALABAMA-BIRMINGHAM3-0
Home 1-0 • Away 2-0 • Neutral 0-0
1997 - Florida St. 1, UAB 0
2009 - FLORIDA ST. 8, UAB 0
2011 - Florida St. 4, UAB 0

APPALACHIAN STATE2-0
Home 1-0 • Away 1-0 • Neutral 0-0
1996 - FLORIDA ST. 4, Appalachian St. 0
1997 - Florida St. 2, APPALACHIAN ST. 0

ARIZONA1-0
Home 0-0 • Away 0-0 • Neutral 1-0
2017 - Florida St. 2, Arizona 0 (NCAA - Stanford, CA)

ARIZONA STATE2-0
Home 1-0 • Away 1-0 • Neutral 0-0
2004 - FLORIDA ST. 3, Arizona State 2
2006 - Florida St. 1, ARIZONA STATE 0 (ot)

ARKANSAS3-0
Home 1-0 • Away 1-0 • Neutral 0-0
2010 - FLORIDA ST. 1, Arkansas 0 (ot)
2012 - Florida St. 1, ARKANSAS 0
2022 - Florida St. 1, Arkansas 0

AUBURN11-2-1
Home 6-0-1 • Away 4-1 • Neutral 1-1
1995 - Auburn 1, Florida St. 0 (at Athens, Ga.)
1998 - FLORIDA ST. 6, Auburn 1
1999 - Florida St. 4, AUBURN 0
2001 - Florida St. 1, Auburn 0 (NCAA - Clemson, S.C.)
2002 - FLORIDA ST. 2, Auburn 1 (NCAA)
2003 - FLORIDA ST. 2, Auburn 1 (NCAA)
2007 - FLORIDA ST. 3, Auburn 0
2008 - Florida St. 3, AUBURN 0
2008 - Florida St. 1, AUBURN 0 (NCAA)
2010 - AUBURN 3, Florida St. 2 (2ot)
2013 - FLORIDA ST. 4, Auburn 1
2015 - FLORIDA ST. 2, Auburn 0 (NCAA)
2021 - Florida St. 2, AUBURN 1
2022 - Florida St. 1, Auburn 1

BOSTON COLLEGE17-3-3, 13-3-2
Home 12-0-1 • Away 4-3-1 • Neutral 1-0-1
2004 - Florida State 0, Boston College 0 (2ot, NCAA - Gainesville, Fla.)
2005 - FLORIDA ST. 3, Boston College 0
2006 - Florida St. 0, BOSTON COLLEGE 0 (2ot)
2007 - FLORIDA ST. 1, Boston College 0
2007 - Florida St. 1, Boston College 0 (ACC - Lake Buena Vista, Fla.)
2008 - Florida St. 1, BOSTON COLLEGE 0
2008 - FLORIDA ST. 1, Boston College 0 (NCAA)
2009 - FLORIDA ST. 3, Boston College 2
2010 - Florida St. 1, BOSTON COLLEGE 0
2011 - FLORIDA ST. 1, Boston College 0
2012 - BOSTON COLLEGE 3, Florida St. 2
2012 - FLORIDA ST. 4, Boston College 0 (ACC 1st Rd)
2013 - FLORIDA ST. 4, Boston College 3
2013 - FLORIDA ST. 4, Boston College 0 (NCAA)
2014 - Florida St. 2, BOSTON COLLEGE 0
2015 - FLORIDA ST. 2, Boston College 2 (2ot)
2016 - BOSTON COLLEGE 2, Florida St. 1
2017 - FLORIDA ST. 3, Boston College 0
2018 - BOSTON COLLEGE 2, Florida St. 1
2019 - FLORIDA ST. 5, Boston College 4
2021 - FLORIDA ST. 4, Boston College 1
2022 - Florida St. 6, BOSTON COLLEGE 0
2023 - FLORIDA ST. 6, Boston College 0

BROWN1-0
Home 1-0 • Away 0-0 • Neutral 0-0
2019 - FLORIDA ST. 2, Brown 0 (NCAA)

BYU1-0
Home 0-0 • Away 0-0 • Neutral 1-0
2021 - Florida St. 0, BYU 0 (4-3 PKs, College Cup - Santa Clara, Calif.)

CALIFORNIA3-0
Home 3-0 • Away 0-0 • Neutral 0-0
2005 - FLORIDA ST. 2, California 1 (NCAA)
2006 - FLORIDA ST. 3, California 1 (NCAA)
2009 - FLORIDA ST. 3, California 0 (NCAA)

UCLA1-4
Home 1-1 • Away 0-1 • Neutral 0-2
2005 - UCLA 4, Florida St. 0 (NCAA - College Station, Texas)
2013 - UCLA 1, Florida St. 0 (ot, NCAA - Cary, N.C.)
2018 - FLORIDA ST. 4, UCLA 1
2019 - UCLA 2, Florida St. 1
2019 - UCLA 4, FLORIDA ST. 0 (NCAA - Tallahassee)

CAL STATE FULLERTON1-0
Home 1-0 • Away 0-0 • Neutral 0-0
2012 - FLORIDA ST. 2, Cal State Fullerton 1

CAL STATE NORTHRIDGE1-0
Home 0-0 • Away 0-0 • Neutral 1-0
2007 - Florida St. 6, Cal St. Northridge 1 (at Portland, Ore.)

UCF12-3-1
Home 8-1 • Away 4-2-1 • Neutral 0-0
1998 - UCF 1, Florida St. 0
2000 - FLORIDA ST. 3, UCF 1
2001 - Florida St. 5, UCF 0
2002 - FLORIDA ST. 3, UCF 1
2003 - Florida St. 3, UCF 0
2004 - UCF 3, FLORIDA ST. 2
2005 - Florida St. 3, UCF 0
2006 - FLORIDA ST. 2, UCF 0
2007 - Florida St. 3, UCF 3 (2ot)
2008 - FLORIDA ST. 5, UCF 0
2009 - UCF 1, Florida St. 0 (2ot)
2010 - FLORIDA ST. 3, UCF 1
2012 - Florida St. 1, UCF 0
2013 - FLORIDA ST. 1, UCF 0 (ot)
2014 - FLORIDA ST. 1, UCF 0 (NCAA)
2015 - FLORIDA ST. 4, UCF 0

THE CITADEL1-0
Home 1-0 • Away 0-0 • Neutral 0-0
2005 - FLORIDA ST. 5, Citadel 0

CLEMSON23-8-4, 18-6-3
Home 11-3-1 • Away 9-5-2 • Neutral 3-0-1
1995 - CLEMSON 6, Florida St. 0
1996 - FLORIDA ST. 1, Clemson 0
1997 - CLEMSON 2, Florida St. 1
1998 - Clemson 2, FLORIDA ST. 0
1999 - CLEMSON 4, Florida St. 0
2000 - Clemson 3, FLORIDA ST. 2
2000 - CLEMSON 2, Florida St. 0 (NCAA)
2001 - Florida St. 3, CLEMSON 2
2001 - CLEMSON 1, Florida St. 0 (NCAA)
2002 - FLORIDA ST. 4, Clemson 3 (ot)
2003 - Florida St. 1, CLEMSON 0
2 004 - FLORIDA ST. 2, Clemson 1
2004 - Clemson 2, Florida St. 2 (2ot ACC - Cary, N.C.)
2005 - Florida St. 3, CLEMSON 0
2005 - Florida St. 4, Clemson 0 (ACC - Cary, N.C.)
2006 - FLORIDA ST. 0, Clemson 0 (2ot)
2006 - FLORIDA ST. 2, Clemson 1 (NCAA)
2007 - Florida St. 2, CLEMSON 0
2008 - FLORIDA ST. 4, Clemson 0
2009 - Florida St. 5, CLEMSON 1
2010 - FLORIDA ST. 3, Clemson 0
2011 - Florida St. 6, CLEMSON 2
2012 - FLORIDA ST. 7, Clemson 0
2013 - Florida St. 1, CLEMSON 1 (2ot)
2015 - FLORIDA ST. 3, Clemson 1
2016 - Florida St. 1, Clemson 0 (ACC - Charleston, S.C.)
2017 - Florida St. 2, CLEMSON 2 (2ot)
2018 - Clemson 1, FLORIDA ST. 0
2019 - Florida St. 2, CLEMSON 1
2019 - FLORIDA ST. 2, Clemson 1 (ACC 1st Rd)
2020 - FLORIDA ST. 2, Clemson 0
2021 - Florida St. 4, CLEMSON 1
2022 - FLORIDA ST. 3, Clemson 1
2023 - Florida St. 4, CLEMSON 2
2023 - Florida St. 2, Clemson 1 (ACC - Cary, N.C.)
2023 - Florida St. 2, Clemson 0 (NCAA - Cary, N.C.)

COLLEGE OF CHARLESTON1-0
Home 1-0 • Away 0-0 • Neutral 0-0
2012 - FLORIDA ST. 4, College of Charleston 0

COLORADO3-0
Home 2-0 • Away 1-0 • Neutral 0-0
2013 - FLORIDA ST. 4, Colorado 0 (NCAA)
2019 - FLORIDA ST. 3, Colorado 2 (ot)
2021 - Florida St. 2, COLORADO 1

CONNECTICUT4-2
Home 1-0 • Away 1-1 • Neutral 1-1
2002 - CONNECTICUT 1, Florida St. 0 (NCAA)
2003 - Connecticut 2, Florida St. 0 (NCAA - at Cary, N.C.)
2007 - FLORIDA ST. 3, Connecticut 2 (2ot) (NCAA)
2008 - Florida St. 3, Connecticut 0 (at University Park, Pa.)
2014 - Florida St. 3, CONNECTICUT 2
2016 - FLORIDA ST. 3, Connecticut 0

DARTMOUTH1-0
Home 1-0 • Away 0-0 • Neutral 0-0
2003 - FLORIDA ST. 5, Dartmouth 0 (NCAA)

DUKE18-10-8, 13-9-7
Home 12-3 • Away 3-7-6 • Neutral 3-1-1
1995 - Duke 2, FLORIDA ST. 0
1996 - DUKE 3, Florida St. 0
1997 - Duke 3, FLORIDA ST. 2 (ot)
1998 - DUKE 0, Florida St. 0 (2 ot)
1999 - Duke 3, FLORIDA ST. 1
2000 - DUKE 3, Florida St. 2
2001 - FLORIDA ST. 3, Duke 2 (ot)
2002 - DUKE 1, Florida St. 1 (2 ot)
2003 - FLORIDA ST. 3, Duke 0
2004 - DUKE 2, Florida St. 0
2005 - FLORIDA ST. 2, Duke 1 (2ot)
2006 - DUKE 3, Florida St. 1
2006 - Florida St. 2, Duke 0 (ACC - Cary, N.C.)
2007 - Florida St. 1, DUKE 1 (2ot)
2008 - FLORIDA ST. 5, Duke 2
2009 - Florida St. 0, DUKE 0 (2ot)
2009 - Florida St. 2, Duke 0 (ACC - Cary, N.C.)
2010 - FLORIDA ST. 3, Duke 1
2011 - DUKE 2, Florida St. 1
2012 - FLORIDA ST. 1, Duke 0
2013 - Florida St. 2, DUKE 1
2013 - FLORIDA ST. 2, Duke 0 (ACC 1st Rd)
2014 - FLORIDA ST. 2, DUKE 0
2015 - Florida St. 0, DUKE 0 (2 ot)
2015 - Duke 2, Florida St. 0 (NCAA - Cary N.C.)
2016 - FLORIDA ST. 1, Duke 0
2016 - Florida St. 1, DUKE 1 (ACC 1st Rd)
2017 - DUKE 2, Florida St. 0
2018 - Florida St. 1, DUKE 0 (ACC 1st Rd)
2019 - FLORIDA ST. 1, Duke 0
2020 - FLORIDA ST. 1, Duke 9
2020 - Florida State 4, Duke 0 (ACC 2nd Rd)
2020 - Florida State 0, Duke 0 (5-3) (NCAA QF)
2021 - DUKE 1, Florida St. 0
2022 - FLORIDA ST. 5, Duke 1
2023 - Florida St. 4, DUKE 0

EAST CAROLINA1-0
Home 0-0 • Away 1-0 • Neutral 0-0
1996 - Florida St. 1, EAST CAROLINA 0

ELON COLLEGE1-0
Home 1-0 • Away 0-0 • Neutral 0-0
1997 - FLORIDA ST. 3, Elon 0

EVANSVILLE1-0
Home 1-0 • Away 0-0 • Neutral 0-0
2015 - FLORIDA ST. 3, Evansville 0 (NCAA)

FLORIDA16-13
Home 8-6 • Away 8-7 • Neutral 0-0
1995 - FLORIDA 4, Florida St. 0
1996 - Florida 3, FLORIDA ST. 0
1997 - FLORIDA 6, Florida St. 0
1998 - Florida 2, FLORIDA ST. 0
1999 - FLORIDA 5, Florida St. 1
2000 - FLORIDA ST. 3, Florida 2

2000 - Florida St. 2, FLORIDA 1 (NCAA)
 2001 - FLORIDA 2, Florida St. 0
 2002 - FLORIDA ST. 2, Florida 1
 2003 - FLORIDA 2, Florida St. 0
 2003 - Florida St. 2, FLORIDA 1 (NCAA)
 2004 - Florida 2, FLORIDA ST. 1
 2005 - Florida St. 4, FLORIDA 2
 2006 - FLORIDA ST. 1, Florida 0
 2007 - FLORIDA 2, Florida St. 1
 2008 - Florida 1, FLORIDA ST. 0
 2009 - FLORIDA ST. 1, Florida 0 (ot)
 2010 - Florida 2, FLORIDA ST. 1 (ot)
 2011 - Florida St. 3, FLORIDA 2
 2012 - FLORIDA ST. 1, Florida 0
 2013 - Florida St. 3, FLORIDA 0
 2014 - Florida 2, FLORIDA STATE 1
 2015 - FLORIDA 3, Florida St. 2
 2017 - Florida St. 2, FLORIDA 0
 2018 - FLORIDA ST. 1, Florida 0
 2019 - FLORIDA ST. 2, Florida 1
 2021 - FLORIDA ST. 5, Florida 2
 2022 - Florida St. 5, Florida 0
 2023 - FLORIDA ST. 1, Florida 0

FLORIDA ATLANTIC 3-0
Home 1-0 • Away 1-0 • Neutral 1-0
 2003 - FLORIDA ST. 7, Florida Atlantic 0
 2005 - Florida St. 3, Florida Atlantic 0 (NCAA - Gainesville, Fla.)
 2006 - Florida St. 2, FLORIDA ATLANTIC 1

FLORIDA GULF COAST 4-0
Home 3-0 • Away 1-0 • Neutral 0-0
 2008 - FLORIDA ST. 4, Florida Gulf Coast 0
 2021 - Florida St. 4, FLORIDA GULF COAST 0
 2022 - Florida St. 5, Florida Gulf Coast 0
 2022 - Florida St. 3, Florida Gulf Coast 0 (NCAA)

FLORIDA INTERNATIONAL 6-0
Home 4-0 • Away 2-0 • Neutral 0-0
 1998 - FLORIDA ST. 1, Florida International 0 (2ot)
 1999 - Florida St. 3, FLORIDA INTERNATIONAL 0
 2000 - FLORIDA ST. 4, Florida International 1
 2001 - Florida St. 4, FLORIDA INTERNATIONAL 1
 2004 - FLORIDA ST. 1, Florida International 0
 2008 - FLORIDA ST. 5, Florida International 0

FRANCIS MARION 1-0
Home 1-0 • Away 0-0 • Neutral 0-0
 2007 - FLORIDA ST. 10, Francis Marion 0

FURMAN 2-1
Home 2-0 • Away 0-1 • Neutral 0-0
 1996 - FLORIDA ST. 4, Furman 0
 1997 - FURMAN 2, Florida St. 1
 1998 - FLORIDA ST. 4, Furman 2

GEORGE MASON 2-0
Home 1-0 • Away 1-0 • Neutral 0-0
 2001 - FLORIDA ST. 3, George Mason 2
 2002 - Florida St. 3, GEORGE MASON 1

GEORGIA 3-2
Home 2-0 • Away 1-2 • Neutral 0-0
 1995 - GEORGIA 5, Florida St. 4
 1998 - GEORGIA 2, Florida St. 0
 1999 - FLORIDA ST. 2, Georgia 0
 2004 - FLORIDA ST. 1, Georgia 0
 2022 - Florida St. 3, Georgia 1

GEORGIA SOUTHERN 0-1
Home 0-1 • Away 0-0 • Neutral 0-0
 1995 - Georgia Southern 2, FLORIDA ST. 1

GEORGIA STATE 1-0-1
Home 0-0-1 • Away 0-0 • Neutral 1-0
 1996 - Florida St. 2, Georgia State 1 (at Atlanta, Ga.)
 1998 - FLORIDA ST. 1, Georgia State 1 (2ot)

GONZAGA 1-0
Home 0-0 • Away 0-0 • Neutral 1-0
 2010 - Florida St. 2, Gonzaga 0 (Pulman, Wash.)

GRAND CANYON 1-0

Home 1-0 • Away 0-0 • Neutral 0-0
 2015 - FLORIDA STATE 3, Grand Canyon 0

ILLINOIS 2-0
Home 1-0 • Away 0-0 • Neutral 1-0
 2005 - Florida St. 2, Illinois 1 (NCAA - Gainesville, Fla.)
 2006 - FLORIDA ST. 1, Illinois 0 (NCAA)

IOWA STATE 1-0
Home 0-0 • Away 0-0 • Neutral 1-0
 1995 - Florida St. 4, Iowa St. 1 (at Lincoln, Neb.)

JACKSON STATE 1-0
Home 1-0 • Away 0-0 • Neutral 0-0
 2012 - FLORIDA ST. 5, Jackson St. 0

JACKSONVILLE 13-1
Home 9-1 • Away 4-0 • Neutral 0-0
 1995 - FLORIDA ST. 11, Jacksonville 0
 1996 - Florida St. 11, JACKSONVILLE 0
 1998 - Jacksonville 2, FLORIDA ST. 1
 1999 - Florida St. 4, JACKSONVILLE 1
 2000 - FLORIDA ST. 3, Jacksonville 0
 2000 - FLORIDA ST. 4, Jacksonville 1 (NCAA)
 2001 - Florida St. 5, JACKSONVILLE 1
 2002 - FLORIDA ST. 3, Jacksonville 0
 2003 - Florida St. 3, JACKSONVILLE 1
 2004 - FLORIDA ST. 5, Jacksonville 0
 2005 - FLORIDA ST. 7, Jacksonville 0
 2006 - FLORIDA ST. 3, Jacksonville 0
 2006 - FLORIDA ST. 6, Jacksonville 0 (NCAA)
 2009 - FLORIDA ST. 7, Jacksonville 0

JACKSONVILLE STATE 1-0
Home 1-0 • Away 0-0 • Neutral 0-0
 1996 - FLORIDA ST. 4, Jacksonville St. 0

KANSAS 1-1
Home 1-0 • Away 0-1 • Neutral 0-0
 2001 - FLORIDA ST. 4, Kansas 1
 2003 - KANSAS 3, Florida St. 0

KENNESAW STATE 1-0
Home 1-0 • Away 0-0 • Neutral 0-0
 2007 - FLORIDA ST. 3, Kennesaw St. 0 (NCAA)

KENTUCKY 1-0
Home 1-0 • Away 0-0 • Neutral 0-0
 2017 - FLORIDA ST. 4, Kentucky 0

LSU 3-1-1
Home 3-1 • Away 0-0-1 • Neutral 0-0
 1995 - Florida St. 1, Louisiana St. 1 (called in second ot)
 1997 - FLORIDA ST. 3, Louisiana St. 0
 2002 - Louisiana St. 2, FLORIDA ST. 1
 2007 - FLORIDA ST. 4, Louisiana St. 0 (NCAA)
 2022 - Florida St. 4, Louisiana St. 1 (NCAA)

LOUISVILLE 10-0, 8-0
Home 4-0 • Away 5-0 • Neutral 1-0
 2001 - FLORIDA ST. 3, Louisville 2
 2011 - Florida St. 2, Louisville 0 (NCAA - Memphis, Tenn.)
 2014 - FLORIDA ST. 6, Louisville 0
 2015 - Florida St. 3, LOUISVILLE 0
 2016 - FLORIDA ST. 1, Louisville 0
 2017 - Florida St. 2, LOUISVILLE
 2020 - FLORIDA ST. 1, Louisville 0
 2021 - Florida St. 3, LOUISVILLE 0
 2022 - FLORIDA ST. 5, Louisville 1
 2023 - Florida St. 2, LOUISVILLE 0

LOYOLA COLLEGE (MD) 2-0
Home 1-0 • Away 0-0 • Neutral 1-0
 2001 - FLORIDA ST. 2, Loyola 0
 2006 - Florida St. 3, Loyola 1 (at Tempe, Ariz.)

LOYOLA Chicago 1-0
Home 1-0 • Away 0-0 • Neutral 0-0
 2018 - FLORIDA ST. 1, Loyola Chicago 0 (NCAA)

LOYOLA MARYMOUNT 1-0
Home 0-0 • Away 1-0 • Neutral 0-0
 2005 - Florida St. 2, Loyola Marymount 1 (2ot)

MARQUETTE 2-1
Home 2-0 • Away 0-0 • Neutral 0-1
 1995 - Marquette 1, Florida St. 0 (at Clemson, S.C.)
 2010 - FLORIDA ST. 3, Marquette 0 (NCAA)
 2011 - FLORIDA ST. 3, Marquette 1

MARYLAND 13-8-1, 11-7-1
Home 6-5 • Away 5-3-1 • Neutral 2-0
 1995 - Maryland 5, FLORIDA ST. 1
 1996 - MARYLAND 2, Florida St. 0
 1997 - Maryland 4, FLORIDA ST. 0
 1998 - Florida St. 3, MARYLAND 2 (ot)
 1999 - Maryland 1, FLORIDA ST. 0
 2000 - MARYLAND 2, Florida St. 0
 2001 - FLORIDA ST. 2, Maryland 0
 2001 - Florida St. 7, Maryland 2 (ACC - Winston-Salem, N.C.)
 2002 - Florida St. 1, MARYLAND 0
 2002 - Maryland 4, FLORIDA ST. 2 (ACC)
 2003 - FLORIDA ST. 2, Maryland 1
 2003 - Florida St. 1, Maryland 0 (ACC - Cary, N.C.)
 2004 - Florida St. 1, MARYLAND 1 (2ot)
 2005 - FLORIDA ST. 3, Maryland 1
 2006 - Florida St. 1, MARYLAND 0
 2007 - FLORIDA ST. 2, Maryland 0
 2008 - Florida St. 1, MARYLAND 0 (ot)
 2009 - FLORIDA ST. 2, Maryland 1
 2010 - MARYLAND 2, Florida St. 1
 2011 - Maryland 3, FLORIDA ST. 0
 2012 - FLORIDA ST. 1, Maryland 0
 2013 - FLORIDA ST. 2, Maryland 1

MEMPHIS 1-0
Home 0-0 • Away 0-0 • Neutral 1-0
 1995 - Florida St. 3, Memphis 1 (at Baton Rouge, La.)

MERCER 6-0
Home 4-0 • Away 2-0 • Neutral 0-0
 1998 - Florida St. 4, MERCER 3
 1999 - FLORIDA ST. 4, Mercer 1
 2005 - FLORIDA ST. 2, Mercer 0
 2010 - Florida St. 3, MERCER 0
 2011 - FLORIDA ST. 4, Mercer 0
 2016 - FLORIDA ST. 2, Mercer 0

MIAMI 19-4, 13-2
Home 11-1 • Away 8-3 • Neutral 0-0
 1998 - MIAMI 4, Florida St. 2
 1999 - Miami 3, FLORIDA ST. 0
 2000 - Florida St. 3, MIAMI 1
 2001 - FLORIDA ST. 3, Miami 1
 2002 - Florida St. 2, MIAMI 1
 2003 - FLORIDA ST. 7, Miami 1
 2004 - Florida St. 1, MIAMI 0
 2005 - Florida St. 3, MIAMI 1
 2006 - FLORIDA ST. 2, Miami 0
 2007 - FLORIDA ST. 4, Miami 1
 2008 - Florida St. 2, MIAMI 0
 2009 - FLORIDA ST. 4, Miami 1
 2010 - Florida St. 2, MIAMI 0
 2011 - FLORIDA ST. 4, Miami 2
 2012 - MIAMI 1, Florida St. 0
 2013 - FLORIDA ST. 4, Miami 0
 2014 - Florida St. 3, MIAMI 0
 2016 - FLORIDA ST. 1, Miami 0
 2018 - MIAMI 1, Florida St. 0 (OT)
 2019 - FLORIDA ST. 3, Miami 0
 2021 - FLORIDA ST. 4, Miami 1
 2022 - Florida St. 1, MIAMI 0
 2023 - FLORIDA ST. 2, Miami 0

MICHIGAN 1-0
Home 1-0 • Away 0-0 • Neutral 0-0
 2021 - FLORIDA ST. 1, Michigan 0 (ot, NCAA)

MIDDLE TENNESSEE 3-0
Home 2-0 • Away 1-0 • Neutral 0-0
 2010 - FLORIDA ST. 3, Middle Tennessee 0 (NCAA)
 2016 - Florida St. 3, MIDDLE TENNESSEE 0
 2018 - FLORIDA ST. 3, Middle Tennessee 0

MILWAUKEE 1-0
Home 0-0 • Away 0-0 • Neutral 1-0

2020 - Florida St. 3, Milwaukee O (NCAA - Cary, N.C.)

MINNESOTA 2-0

Home 1-0 • Away 1-0 • Neutral 0-0

2012 - Florida St. 3, MINNESOTA 2

2014 - FLORIDA ST. 4, Minnesota 1

MISSISSIPPI 4-0-1

Home 4-0 • Away 0-0 • Neutral 0-0-1

1996 - Florida St. 2, Mississippi 2 (at Atlanta, Ga.)

2002 - FLORIDA ST. 2, Mississippi O (NCAA)

2003 - FLORIDA ST. 2, Mississippi 1

2013 - FLORIDA ST. 3, Mississippi 1 (NCAA)

2017 - FLORIDA ST. 5, Mississippi O (NCAA)

MISSISSIPPI VALLEY STATE 2-0

Home 1-0 • Away 0-0 • Neutral 1-0

2008 - Florida St. 7, Mississippi Valley St. O (NCAA - Auburn, Ala.)

2012 - FLORIDA ST. 6, Mississippi Valley St. O (NCAA)

MISSOURI 0-1-1

Home 0-0-1 • Away 0-1 • Neutral 0-0

2000 - MISSOURI 2, Florida St. 1

2002 - FLORIDA ST. 2, Missouri 2 (2ot)

MOREHEAD STATE 1-0

Home 1-0 • Away 0-0 • Neutral 0-0

2023 - FLORIDA ST. 5, Morehead St. O (NCAA)

NEBRASKA 0-1

Home 0-0 • Away 0-1 • Neutral 0-0

1995 - NEBRASKA 6, Florida St. O

NEW MEXICO 2-0

Home 1-0 • Away 1-0 • Neutral 0-0

2011 - FLORIDA ST. 1, New Mexico O

2015 - Florida St. 3, NEW MEXICO 1

NORTH CAROLINA 12-31-6, 5-19-4

Home 4-10 • Away 2-10-5 • Neutral 6-11-1

1995 - NORTH CAROLINA 3, Florida St. 1 (ot)

1995 - North Carolina 9, Florida St. O (ACC - College Park, Md.)

1996 - North Carolina 9, FLORIDA ST. O

1996 - North Carolina 7, Florida St. 1 (ACC - Clemson, S.C.)

1997 - NORTH CAROLINA 9, Florida St. O

1997 - North Carolina 5, Florida St. O (ACC - Winston-Salem, N.C.)

1998 - North Carolina 7, FLORIDA ST. O

1999 - North Carolina 9, Florida St. O (Winston-Salem, N.C.)

1999 - NORTH CAROLINA 4, Florida St. O (ACC)

2000 - FLORIDA ST. 3, North Carolina 2 (2ot)

2000 - North Carolina 3, Florida St. O (ACC - Durham, N.C.)

2001 - NORTH CAROLINA 4, Florida St. 1

2001 - North Carolina 4, Florida St. O (ACC - Winston-Salem, N.C.)

2002 - North Carolina 5, FLORIDA ST. 1

2003 - NORTH CAROLINA 1, Florida St. O

2003 - North Carolina 3, Florida St. 2 (ACC - Cary, N.C.)

2004 - North Carolina 4, FLORIDA ST. O

2005 - North Carolina 4, FLORIDA ST. 1

2005 - Florida St. 1, NORTH CAROLINA 1 (2ot, NCAA)

2006 - NORTH CAROLINA 2, Florida St. 1

2006 - North Carolina 2, Florida St. 1 (ot, ACC - Cary, N.C.)

2007 - North Carolina 2, FLORIDA ST. 1 (ot)

2007 - North Carolina 1, Florida St. O (ACC - Lake Buena Vista, Fla.)

2008 - Florida St. 2, NORTH CAROLINA 2 (2ot)

2009 - FLORIDA ST. 3, North Carolina 2 (2ot)

2009 - North Carolina 3, Florida St. O (ACC - Cary, N.C.)

2010 - NORTH CAROLINA 1, Florida St. O

2011 - North Carolina 2, FLORIDA ST. O

2011 - Florida St. 1, NORTH CAROLINA O (2ot, ACC 1st Rd)

2012 - Florida St. 1, NORTH CAROLINA O

2013 - FLORIDA ST. 1, North Carolina O

2013 - Florida St. 2, North Carolina 1 (ot, ACC - Cary, N.C.)

2014 - Florida St. 1, NORTH CAROLINA 1 (2ot)

2015 - FLORIDA ST. 1, North Carolina O

2015 - Florida St. 2, North Carolina 1 (ACC - Cary N.C.)

2016 - NORTH CAROLINA 1, Florida St. O

2016 - Florida St. O, North Carolina O (2ot, ACC - Charleston, S.C.)

2017 - North Carolina 1, FLORIDA ST. O

2017 - NORTH CAROLINA 2, Florida St. 1 (ACC - Cary, N.C.)

2018 - North Carolina 1, FLORIDA ST. O

2018 - Florida St. 3, North Carolina 2 (ACC - Cary, N.C.)

2018 - Florida St. 1, North Carolina O (NCAA Championship - Cary, N.C.)

2019 - NORTH CAROLINA 2, Florida St. O

2020 - Florida St. 3, North Carolina 2 (ACC Cary, N.C.)

2021 - Florida State 2, NORTH CAROLINA 2

2022 - North Carolina 2, FLORIDA ST. 1,

2022 - Florida St. 2 North Carolina 1 (ACC - Cary, N.C.)

2022 - Florida St. 2 North Carolina 3 (College Cup)

2023 - Florida St. 3, NORTH CAROLINA 3

UNC CHARLOTTE 0-1

Home 0-0 • Away 0-0 • Neutral 0-1

2002 - Charlotte 4, Florida St. 3 (at Miami, Fla.)

UNC GREENSBORO 2-1

Home 1-0 • Away 1-1 • Neutral 0-0

1997 - UNC GREENSBORO 3, Florida St. 2

2015 - Florida St. 6, UNC GREENSBORO O

2017 - FLORIDA ST. 3, UNC Greensboro O

NC STATE 19-3-3, 19-3-3

Home 11-0-2 • Away 8-3-1 • Neutral 0-0

1995 - NC STATE 3, Florida St. O

1996 - FLORIDA ST. 4, NC State 2

1997 - NC STATE 4, Florida St. 1

1998 - NC STATE 2, Florida St. 1

1999 - FLORIDA ST. 2, NC State 2 (2ot)

2000 - NC STATE O, Florida St. O (2ot)

2001 - FLORIDA ST. 2, NC State 1 (ot)

2002 - Florida St. 5, NC STATE 1

2003 - FLORIDA ST. 1, NC State O

2004 - Florida St. 3, NC STATE 2

2005 - FLORIDA ST. 3, NC State 1

2006 - Florida St. 2, NC STATE O

2007 - FLORIDA ST. 4, NC State 1

2008 - Florida St. 5, NC STATE 2

2009 - FLORIDA ST. 2, NC State O

2010 - Florida St. 4, NC STATE 1

2011 - FLORIDA ST. 2, NC State O

2012 - Florida St. 2, NC STATE O

2013 - FLORIDA ST. 1, NC State O

2014 - Florida St. 4, NC STATE O

2015 - FLORIDA ST. 4, NC State O

2016 - Florida St. 1, NC STATE O

2017 - FLORIDA ST. 1, NC State O

2018 - FLORIDA ST. 1, NC State 1 (2ot)

2023 - FLORIDA ST. 5, NC State O

NORTH FLORIDA 4-0

Home 2-0 • Away 2-0 • Neutral 0-0

1996 - Florida St. 4, NORTH FLORIDA 1

2007 - FLORIDA ST. 7, North Florida O

2011 - FLORIDA ST. 5, North Florida O

2023 - Florida St. 4, NORTH FLORIDA O

NORTHEASTERN 1-0

Home 1-0 • Away 0-0 • Neutral 0-0

2014 - FLORIDA ST. 3, Northeastern O (NCAA)

NOTRE DAME 9-4, 5-1

Home 4-2 • Away 2-2 • Neutral 3-1-1

2006 - Notre Dame 2, Florida St. 1 (NCAA - Cary, N.C.)

2007 - Florida St. 3, Notre Dame 2 (NCAA - College Station, Texas)

2008 - NOTRE DAME, 2, Florida St. O (NCAA)

2009 - Notre Dame 2, FLORIDA ST. O (NCAA)

2012 - FLORIDA ST. 1, Notre Dame O (NCAA)

2013 - FLORIDA ST. 2, Notre Dame 1 (2ot)

2014 - Florida St. 3, Notre Dame 1 (ACC - Greensboro, N.C.)

2015 - Florida St. 1, NOTRE DAME O

2017 - Notre Dame 4, FLORIDA ST. 3

2018 - Florida St. 4, NOTRE DAME O

2020 - FLORIDA ST. 5, Notre Dame O

2020 - Florida St. 2, Notre Dame O (ACC - Cary, N.C.)

2022 - Florida St. O, Notre Dame 4

2022 - Florida St. 3, Notre Dame 3 (ACC - Cary, N.C.)

2023 - FLORIDA ST. 4, Notre Dame 1

OHIO STATE 0-1

Home 0-0 • Away 0-0 • Neutral 0-1

2000 - Ohio St. 2, Florida St. 1 (at Columbia, Mo.)

OKLAHOMA 2-0

Home 1-0 • Away 1-0 • Neutral 0-0

2013 - FLORIDA ST. 1, Oklahoma O

2014 - Florida St. 1, OKLAHOMA O

OKLAHOMA STATE 1-0-1

Home 0-0-1 • Away 1-0 • Neutral 0-0

2013 - FLORIDA ST. 1, Oklahoma St. 1 (2ot)

2014 - Florida St. 2, OKLAHOMA ST. 1 (2ot)

OREGON 2-0

Home 1-0 • Away 1-0 • Neutral 0-0

2000 - Florida St. 1, OREGON O

2002 - FLORIDA ST. 2, Oregon 1

OREGON STATE 3-0-1

Home 1-0-1 • Away 2-0 • Neutral 0-0

2000 - Florida St. 2, OREGON ST. 1

2002 - FLORIDA ST. O, Oregon St. O (2ot)

2011 - Florida St. 1, OREGON ST. O

2013 - FLORIDA ST. 1, Oregon St. O

PENN STATE 4-2

Home 2-1 • Away 1-0 • Neutral 1-1

2003 - Penn St. 2, FLORIDA ST. 1

2008 - Florida St. 4, PENN ST. 1

2009 - FLORIDA ST. 2, Penn St. 1

2012 - Penn St. 2, Florida St. 1 (ot, NCAA - San Diego, Calif.)

2018 - FLORIDA ST. 1, Penn State O (NCAA)

2020 - Florida St. 3, Penn State 1 (NCAA R16)

Pepperdine 1-0

Home 1-0 • Away 0-0 • Neutral 0-0

2021 - FLORIDA ST. 1, Pepperdine O (NCAA)

PITTSBURGH 14-0, 11-0

Home 7-0 • Away 5-0 • Neutral 0-0

2013 - FLORIDA ST. 4, Pitt O

2014 - Florida St. 3, PITT O

2015 - FLORIDA ST. 6, Pitt O

2016 - Florida St. 2, PITT O

2017 - FLORIDA ST. 2, Pitt 1

2018 - Florida St. 4, PITT O

2019 - FLORIDA ST. 1, Pitt

2020 - Florida State, 4, PITT 1

2021 - FLORIDA STATE 5, Pitt O

2022 - Florida St. 1, PITT O

2022 - FLORIDA ST. 3, Pitt O (NCAA)

2023 - FLORIDA ST. 3, Pitt 2

2023 - Florida St. 2, Pitt O (ACC - Cary, N.C.)

2023 - FLORIDA ST. 3, Pitt O (NCAA)

PORTLAND 3-3

Home 2-0 • Away 0-2 • Neutral 1-1

2001 - Portland 3, Florida St. 1 (at Winston-Salem, N.C.)

2006 - FLORIDA ST. 2, Portland 1

2007 - PORTLAND 2, Florida St. 1 (ot)

2011 - PORTLAND 2, Florida St. 1

2011 - FLORIDA ST. 3, Portland 1 (NCAA - Memphis, Tenn.)

2014 - FLORIDA ST. 1, Portland O

Rice 1-0

Home 0-0 • Away 1-0 • Neutral 0-0

2022 - Florida St. 5, Rice O

Rutgers 1-0

Home 0-0 • Away 0-0 • Neutral 1-0

2021 - Florida St. 1, Rutgers O (College Cup - Santa Clara, Calif.)

SAMFORD 4-0

Home 3-0 • Away 1-0 • Neutral 0-0

2011 - FLORIDA ST. 2, Samford O (NCAA)

2016 - FLORIDA ST. 4, Samford O (NCAA)

2017 - Florida St. 4, SAMFORD 2

2019 - FLORIDA ST. 6, Samford O

SAN DIEGO STATE 1-0

Home 0-0 • Away 0-0 • Neutral 1-0

2003 - Florida St. 6, San Diego St. 1 (at Lawrence, Kan.)

SANTA CLARA 0-2

Home 0-0 • Away 0-0 • Neutral 0-2

2001 - Santa Clara 4, Florida St. 1 (at Winston-Salem, N.C.)
2020 - Santa Clara 1, Florida State 1 (4-1) (NCAA Champ - Cary, N.C.)

SMU1-0**Home 1-0 • Away 0-0 • Neutral 0-0**

2021 - FLORIDA ST. 5, SMU 1 (NCAA)

SOUTH ALABAMA13-1**Home 11-0 • Away 2-1 • Neutral 0-0**

1996 - Florida St. 3, SOUTH ALABAMA 0
1997 - FLORIDA ST. 2, South Alabama 1
1999 - FLORIDA ST. 5, South Alabama 1
2000 - Florida St. 2, SOUTH ALABAMA 0
2009 - FLORIDA ST. 8, South Alabama 0
2013 - FLORIDA ST. 5, South Alabama 0 (NCAA)
2014 - FLORIDA ST. 5, South Alabama 0 (NCAA)
2015 - FLORIDA ST. 5, South Alabama 0 (NCAA)
2016 - SOUTH ALABAMA 1, Florida St. 0
2017 - FLORIDA ST. 2, South Alabama 1
2018 - FLORIDA ST. 2, South Alabama 0
2019 - FLORIDA ST. 2, South Alabama 0 (NCAA)
2021 - FLORIDA ST. 4, South Carolina 0 (NCAA)
2021 - FLORIDA ST. 3, South Alabama 0

SOUTH CAROLINA1-0-2**Home 1-0 • Away 0-0-1 • Neutral 0-0-1**

2008 - Florida St. 3, South Carolina 3 (2ot, at Auburn, Ala.)
2014 - FLORIDA ST. 5, South Carolina 0 (NCAA)
2022 - Florida St. 0, South Carolina 0

SOUTH FLORIDA11-0-1**Home 7-0-1 • Away 4-0 • Neutral 0-0**

1997 - Florida St. 1, USF 0
1998 - FLORIDA ST. 1, USF 1 (2ot)
1999 - Florida St. 1, USF 0
2000 - FLORIDA ST. 2, USF 1 (2ot)
2001 - FLORIDA ST. 1, USF 0
2002 - FLORIDA ST. 3, USF 2
2003 - Florida St. 3, USF 0
2004 - FLORIDA ST. 2, USF 0
2010 - FLORIDA ST. 2, USF 1 (NCAA)
2018 - FLORIDA ST. 3, USF 1 (NCAA)
2019 - FLORIDA ST. 2, USF 1 (NCAA)
2023 - FLORIDA ST. 5, USF 1

SOUTHEASTERN LOUISIANA2-0**Home 2-0 • Away 0-0 • Neutral 0-0**

2009 - FLORIDA ST. 4, SE Louisiana 1 (NCAA)
2015 - FLORIDA STATE 3, SE Louisiana 0

SOUTHERN CALIFORNIA3-3-2**Home 1-1-2 • Away 1-1 • Neutral 1-1**

2003 - Southern California 2, FLORIDA ST. 1
2004 - FLORIDA ST. 2, Southern California 1
2005 - Florida St. 4, SOUTHERN CALIFORNIA 0
2007 - Southern California 2, Florida St. 0 (NCAA - College Station, Texas) 2015 - Florida St. 1, Southern California 0 (Albuquerque, N.M.)
2018 - FLORIDA ST. 0, Southern California 0
2018 - FLORIDA ST. 1, Southern California 1 (NCAA)
2019 - SOUTHERN CALIFORNIA 3, Florida St. 1 (ot)

ST. JOHN'S1-0**Home 1-0 • Away 0-0 • Neutral 0-0**

2014 - FLORIDA ST. 4, St John's 0

STANFORD2-3**Home 0-0 • Away 0-2 • Neutral 2-1**

2010 - STANFORD 5, Florida St. 0 (NCAA)
2011 - Stanford 3, Florida St. 0 (NCAA - Kennesaw, Ga.)
2014 - Florida St. 2, Stanford 0 (NCAA - Boca Raton, Fla.)
2017 - STANFORD 1, Florida St. 0 (NCAA - Stanford, Calif.)
2018 - Florida St. 2, Stanford 0 (NCAA - Cary, N.C.)
2023 - Florida St. 5, Stanford 1 (NCAA - Cary, N.C.)

STETSON8-0**Home 5-0 • Away 3-0 • Neutral 0-0**

1997 - FLORIDA ST. 3, Stetson 0

1998 - Florida St. 4, STETSON 0

1999 - Florida St. 4, STETSON 0

2004 - FLORIDA ST. 1, Stetson 0 (ot)

2008 - FLORIDA ST. 2, Stetson 1

2009 - Florida St. 3, STETSON 0

2010 - FLORIDA ST. 6, Stetson 0

2014 - FLORIDA ST. 7, Stetson 0

SYRACUSE6-0-1, 5-0-1**Home 2-0 • Away 3-0-1 • Neutral 1-0**

1998 - Florida St. 3, Syracuse 2 (at Athens, Ga.)
2013 - Florida St. 1, SYRACUSE 0 (ot)
2014 - FLORIDA ST. 2, Syracuse 0
2016 - Florida St. 1, SYRACUSE 1 (2ot)
2019 - Florida St. 1, SYRACUSE 0
2021 - FLORIDA ST. 5, Syracuse 0
2023 - Florida St. 3, SYRACUSE 2

TCU2-0**Home 1-0 • Away 1-0 • Neutral 0-0**

2019 - FLORIDA ST. 2, TCU 0
2023 - Florida St. 2, TCU 0

TENNESSEE1-1**Home 1-0 • Away 0-1 • Neutral 0-0**

1996 - FLORIDA ST. 5, Tennessee 0
1997 - TENNESSEE 4, Florida St. 1

TEXAS2-0**Home 2-0 • Away 0-0 • Neutral 0-0**

2007 - FLORIDA ST. 4, Texas 0 (NCAA)
2023 - FLORIDA ST. 5, Texas 0 (NCAA)

TEXAS A&M9-1**Home 7-0 • Away 2-1 • Neutral 0-0**

1999 - TEXAS A&M 2, Florida St. 1
2000 - FLORIDA ST. 4, Texas A&M 1
2009 - FLORIDA ST. 2, Texas A&M 1 (2ot, NCAA)
2012 - FLORIDA ST. 4, Texas A&M 0 (NCAA)
2015 - FLORIDA ST. 3, Texas A&M 1
2015 - FLORIDA ST. 5, Texas A&M 0 (NCAA)
2016 - Florida St. 1, TEXAS A&M 0
2021 - FLORIDA ST. 1 Texas A&M 0
2023 - Florida St. 2, TEXAS A&M 1
2023 - FLORIDA ST. 1, Texas A&M 0 (NCAA)

TEXAS TECH1-0**Home 1-0 • Away 0-0 • Neutral 0-0**

2012 - FLORIDA ST. 3, Texas Tech 2 (2ot, NCAA)

TROY4-0**Home 3-0 • Away 1-0 • Neutral 0-0**

2007 - FLORIDA ST. 8, Troy 0
2016 - FLORIDA ST. 1, Troy 0 (ot)
2017 - FLORIDA ST. 4, TROY 1
2018 - FLORIDA ST 5, Troy 0

UTAH0-1**Home 0-0 • Away 0-0 • Neutral 0-1**

2016 - Utah 2, Florida St. 0 (NCAA - Los Angeles, Calif.)

VANDERBILT2-0**Home 1-0 • Away 1-0 • Neutral 0-0**

2016 - Florida St. 3, VANDERBILT 0
2018 - FLORIDA ST. 1, Vanderbilt 0

VILLANOVA1-0**Home 0-0 • Away 1-0 • Neutral 0-0**

2019 - Florida St. 5, VANDERBILT 0

VIRGINIA10-21-8, 5-17-5**Home 3-7-4 • Away 2-9-1 • Neutral 4-4-2**

1995 - VIRGINIA 6, Florida St. 0
1996 - Virginia 3, FLORIDA ST. 1
1997 - VIRGINIA 2, Florida St. 1
1998 - Virginia 4, FLORIDA ST. 3 (ot)
1998 - Virginia 2, Florida St. 0 (ACC - Orlando, Fla.)
1999 - VIRGINIA 1, Florida St. 0
2000 - Virginia 1, FLORIDA ST. 0
2001 - VIRGINIA 3, Florida St. 2
2001 - Florida St. 0, Virginia 0 (4ot, ACC - Winston-Salem, N.C.)

2002 - Virginia 2, FLORIDA ST. 1

2003 - VIRGINIA 3, Florida St. 2

2004 - Virginia 1, FLORIDA ST. 0

2005 - VIRGINIA 1, Florida St. 0

2005 - Virginia 2, Florida St. 0 (ACC - Cary, N.C.)

2006 - FLORIDA ST. 0, Virginia 0 (2ot)

2007 - Florida St. 1, VIRGINIA 1 (2ot)

2008 - Virginia 1, FLORIDA ST. 0

2009 - VIRGINIA 1, Florida St. 0

2010 - FLORIDA ST. 0, Virginia 0 (2ot)

2011 - VIRGINIA 4, Florida St. 3 (ot)

2011 - Florida St. 2, Virginia 1 (ACC - Cary, N.C.)

2011 - FLORIDA ST. 3, Virginia 0 (NCAA)

2012 - FLORIDA ST. 1, Virginia 0 (ot)

2012 - Virginia 4, Florida St. 2 (ACC - Cary, N.C.)

2013 - VIRGINIA 1, Florida St. 0 (ot)

2014 - FLORIDA ST. 1, Virginia 0

2014 - Florida St. 1, Virginia 0 (ACC - Greensboro, N.C.)

2014 - Florida St. 1, Virginia 0 (NCAA - Boca Raton, Fla.)

2015 - VIRGINIA 1, Florida St. 0

2015 - Florida St. 2, Virginia 2 (2ot) (ACC - Cary, N.C.)

2016 - FLORIDA ST. 1, Virginia 1 (ot)

2018 - Florida St. 2, VIRGINIA 0

2018 - Florida St. 3, Virginia 1 (ACC - Cary, N.C.)

2019 - Virginia 1, FLORIDA ST. 0 (2ot)

2019 - Virginia 2, Florida St. 1 (ACC - Cary, N.C.)

2020 - Florida State 4, VIRGINIA 3

2020 - Florida State 0, Virginia 0 (3-0) (NCAA College Cup - Cary, N.C.)

2021 - FLORIDA ST. 1, Virginia 1

2021 - Florida State 1, Virginia 0 (ACC - Cary, N.C.)

2022 - Florida St 1, Virginia 0

VIRGINIA TECH21-0-2, 16-0-1**Home 8-0 • Away 9-0-1 • Neutral 4-0-1**

2002 - Florida St. 1, Virginia Tech 0 (at Miami, Fla.)
2004 - FLORIDA ST. 1, Virginia Tech 0
2005 - Florida St. 3, VIRGINIA TECH 0
2006 - FLORIDA ST. 2 Virginia Tech 1
2007 - Florida St. 1, VIRGINIA TECH 0
2008 - FLORIDA ST. 3, Virginia Tech 1
2008 - Florida St. 0, Virginia Tech 0 (2ot, ACC - Cary, N.C.)
2009 - Florida St. 2, VIRGINIA TECH 1
2009 - Florida St. 2, Virginia Tech 0 (ACC - Cary, N.C.)
2010 - FLORIDA ST. 2, Virginia Tech 0
2011 - Florida St. 2, VIRGINIA TECH 0
2012 - FLORIDA ST. 1, Virginia Tech 0
2013 - Florida St. 2, VIRGINIA TECH 1
2013 - Florida St. 1, Virginia Tech 0 (ACC - Cary, N.C.)
2013 - Florida St. 3, Virginia Tech 2 (NCAA - Cary, N.C.)
2014 - FLORIDA ST. 2, Virginia Tech 1
2015 - Florida St. 2, VIRGINIA TECH 0 (2ot)
2017 - Florida St. 2, VIRGINIA TECH 0
2018 - FLORIDA ST. 3, Virginia Tech 0
2019 - Florida St. 3, VIRGINIA TECH 2 (2ot)
2020 - Florida St. 4, VIRGINIA TECH 0
2021 - Florida St. 2, VIRGINIA TECH 0
2022 - Florida St. 4, Virginia Tech 1

WASHINGTON STATE2-0**Home 1-0 • Away 1-0 • Neutral 0-0**

2009 - FLORIDA ST. 4, Washington St. 1
2010 - Florida St. 1, WASHINGTON ST. 0

WAKE FOREST14-12-5, 11-11-2**Home 8-3 • Away 3-8-2 • Neutral 3-1-3**

1995 - WAKE FOREST 4, Florida St. 1
1996 - Wake Forest 1, FLORIDA ST. 0
1997 - WAKE FOREST 2, Florida St. 1
1998 - Wake Forest 3, FLORIDA ST. 1
1999 - WAKE FOREST 2, Florida St. 1
2000 - FLORIDA ST. 2, Wake Forest 0
2000 - Florida St. 1, Wake Forest 1 (2ot, ACC - Durham, N.C.)
2001 - WAKE FOREST 4, Florida St. 2
2002 - Wake Forest 3, FLORIDA ST. 2 (2ot)
2003 - WAKE FOREST 0, Florida St. 0 (2ot)
2003 - Florida St. 2, Wake Forest 1 (ACC - Cary, N.C.)
2004 - FLORIDA ST. 1, Wake Forest 0
2005 - FLORIDA ST. 4, Wake Forest 1
2006 - Florida St. 3, WAKE FOREST 2
2006 - Florida St. 0, Wake Forest 0 (2ot, ACC - Cary, N.C.)

2007 - WAKE FOREST 3, Florida St. 2
 2007 - Florida St. 5, Wake Forest 2 (ACC - Lake Buena Vista, Fla.)
 2008 - FLORIDA ST. 5, Wake Forest 0
 2009 - WAKE FOREST 3, Florida St. 0
 2010 - FLORIDA ST. 1, Wake Forest 0 (ot)
 2010 - Wake Forest 3, Florida St. 1 (ACC - Cary, N.C.)
 2011 - WAKE FOREST 2, Florida St. 0
 2011 - Florida St. 1, Wake Forest 1 (2ot, ACC - Cary, N.C.)
 2012 - FLORIDA ST. 1, Wake Forest 0
 2013 - Florida St. 0, WAKE FOREST 0 (2ot)
 2016 - FLORIDA ST. 3, Wake Forest 0
 2017 - WAKE FOREST 2, Florida State 1
 2018 - FLORIDA ST. 2, Wake Forest 1
 2019 - Florida St. 2, WAKE FOREST 1
 2020 - Florida St. 4, WAKE FOREST 0
 2021 - Florida St. 2, Wake Forest 1 (ot, ACC - Cary, N.C.)

WEST FLORIDA 2-0

Home 1-0 • Away 1-0 • Neutral 0-0
 1995 - FLORIDA ST. 5, West Florida 1
 1996 - Florida St. 4, WEST FLORIDA 1

WEST VIRGINIA 1-0

Home 0-0 • Away 1-0 • Neutral 0-0
 2003 - Florida St. 3, WEST VIRGINIA 2 (NCAA)

WISCONSIN 2-0

Home 1-0 • Away 1-0 • Neutral 0-0
 2018 - Florida St. 3, WISCONSIN 0
 2019 - FLORIDA ST. 1, Wisconsin 0 (ot)

WOFFORD 1-0

Home 1-0 • Away 0-0 • Neutral 0-0
 1997 - FLORIDA ST. 5, Wofford 1

WRIGHT STATE 1-0

Home 1-0 • Away 0-0 • Neutral 0-0
 1999 - FLORIDA ST. 3, Wright St. 0

All CAPS denotes home team

First record indicates all-time record vs. opponent

Second record indicates ACC regular season record vs. opponent

CAREER RECORDS

GAME APPEARANCES

110	Clara Robbins	17-22
104	Kristin Grubka	11-14
103	Michaela Hahn	12-15
103	Carson Pickett	12-15
103	Jamia Fields	11-14
100	Katrin Schmidt	05-08
100	Gabby Carle	17-21
98	Tiffany McCarty	08-09, 11-12
98	Kirsten Crowley	13-16
97	India Trotter	03-06
96	Kelsey Wys	10-13
96	Ines Jaurena	09-12
96	Toni Pressley	08-11
96	Amanda DaCosta	07-10
96	Kelly Rowland	03-06

GAME STARTS

100	Katrin Schmidt	05-08
100	Gabby Carle	17-21
96	Kelsey Wys	10-13
96	Kelly Rowland	03-06
95	Ines Jaurena	09-12
95	Tiffany McCarty	08-09, 11-12
95	India Trotter	03-06
94	Cassie Miller	14-17
94	Kassey Kallman	10-13
94	Tiana Brockway	09-12
94	Amanda DaCosta	07-10

POINTS

150	Tiffany McCarty (63g, 24a)	08-09, 11-12
118	Deyna Castellanos (48g, 22a)	2016-19
111	Dagny Brynjarsdottir (44g, 23a)	11-14
102	Cindy Schofield (40g, 22a)	99-02
94	Mami Yamaguchi (32g, 30a)	05-07
85	Jessica Price (25g, 35a)	08-09, 11-12
78	Sanna Talonen (34g, 10a)	07-08
75	Maren Vik Edvardsen (28g, 19a)	98-01
74	Jody Brown (24g, 26a)	20-23
72	Jenna Nighswonger (19g, 34a)	19-22

GOALS

63	Tiffany McCarty	08-09, 11-12
48	Deyna Castellanos	16-19
44	Dagny Brynjarsdottir	11-14
40	Cindy Schofield	99-02
34	Sanna Talonen	07-08
32	Mami Yamaguchi	05-07
29	Selin Kuralay	05-06
28	Leah Gallegos	02-04
28	Maren Vik Edvardsen	98-01
27	Onyi Echegini	22-23
27	Beata Olsson	21-23
27	Berglind Thorvaldsdottir	12-15

ASSISTS

35	Jessica Price	08-09, 11-12
34	Jenna Nighswonger	19-22
31	Megan Campbell	13-15
31	Carson Pickett	12-15
30	Jamia Fields	11-14
30	Mami Yamaguchi	05-07
26	Jody Brown	20-23
25	Clara Robbins	17-22
25	Amber Tollefson	00-03
25	Yujie Zhao	18-21

GAME-WINNING GOALS

20	Deyna Castellanos	16-19
19	Dagny Brynjarsdottir	11-14
14	Tiffany McCarty	08-09, 11-12
12	Sanna Talonen	07-08
11	Jody Brown	20-23
11	Leah Gallegos	02-04

11	Selin Kuralay	05-06
11	Jessica Price	08-09, 11-12
11	Cindy Schofield	99-02
10	Megan Connolly	15-18
10	Cheyne Williams	14-15

MULTI-GOAL GAMES

13	Tiffany McCarty	08-09, 11-12
9	Sanna Talonen	07-08
6	Dagny Brynjarsdottir	11-14
6	Deyna Castellanos	16-19
6	Onyi Echegini	22-23
6	Leah Gallegos	02-03
6	Selin Kuralay	05-06
6	Cindy Schofield	99-02
5	Jody Brown	20-23

SHOTS

344	Deyna Castellanos (48 goals)	16-19
283	Tiffany McCarty (63 goals)	08-09, 11-12
234	Jenna Nighswonger (19 goals)	19-22
232	Dagny Brynjarsdottir (44 goals)	11-14
218	Mami Yamaguchi (32 goals)	05-07
207	Cindy Schofield (40 goals)	99-02
202	Selin Kuralay (29 goals)	05-06
197	Leah Gallegos (28 goals)	02-04
194	India Trotter (24 goals)	03-06
183	Camie Bybee (24 goals)	01-04
181	Yujie Zhao (20 goals)	18-21
161	Tori Huster (20 goals)	08-11

GOALKEEPING (CAREER)

MINUTES

8538	Cassie Miller	14-17
8518	Kelsey Wys	10-13
6090	Cristina Roque	20-23
5926	Ali Mims	01, 04-06
4647	Melissa Juhl	95-98

WINS

74	Kelsey Wys	10-13
69	Cassie Miller	14-17
59	Cristina Roque	20-23
46	Ali Mims	01, 04-06
36	Erin McNulty	07-09

SAVES

297	Melissa Juhl (120 GA)	95-98
297	Kelsey Wys (70 GA)	10-13
235	Ali Mims (61 GA)	01, 04-06
212	Cassie Miller (54 GA)	14-17
204	Sarah Crawford (50 GA)	99-00

SHUTOUTS

48.0	Cassie Miller	14-17
45.0	Kelsey Wys	10-13
36.0	Cristina Roque	20-23
21.5	Ali Mims	01, 04-06
13.5	Joy McKenzie	01-04

GOALS AGAINST AVERAGE (min 2000 minutes)

0.39	Brooke Bollinger (9 GA, 2089 min)	18-19
0.57	Cassie Miller (54 GA, 8358 min)	14-17
0.67	Cristina Roque (45 GA, 6090 min)	20-23
0.70	Kate Milstead (17 GA, 2199 min)	07-08
0.74	Kelsey Wys (70 GA, 8518 min)	10-13

STARTS

96	Kelsey Wys	10-13
94	Cassie Miller	14-17
73	Cristina Roque	20-23
61	Ali Mims	01, 04-06
57	Melissa Juhl	95-98

INDIVIDUAL SEASON RECORDS

POINTS

66	Mami Yamaguchi (24g, 18a)	2007
42	Tiffany McCarty (18g, 10a)	2011
42	Jessica Price (16g, 10a)	2009
42	Sanna Talonen (18g, 6a)	2007
42	Cindy Schofield (17g, 8a)	2001
41	Deyna Castellanos (19g, 3a)	2017
41	Tiffany McCarty (17g, 7a)	2009
41	Selin Kuralay (16g, 9a)	2005
39	Tiffany McCarty (17g, 5a)	2012
39	Leah Gallegos (18g, 3a)	2003

GOALS

24	Mami Yamaguchi	2007
19	Deyna Castellanos	2017
18	Tiffany McCarty	2011
18	Sanna Talonen	2007
18	Leah Gallegos	2003
17	Tiffany McCarty	2009 & 2012
17	Cindy Schofield	2001
16	Dagny Brynjarsdottir	2014
16	Onyi Echegini	2023
16	Selin Kuralay	2005
16	Jessica Price	2009
16	Sanna Talonen	2008

ASSISTS

18	Mami Yamaguchi	2007
16	Jenna Nighswonger	2022
14	Taylor Huff	2023
13	Carson Pickett	2014
13	Megan Campbell	2013
12	Megan Campbell	2014
11	Deyna Castellanos	2019
11	Amber Tollefson	2003
10	Jody Brown	2021
10	Megan Connolly	2015
10	Jessica Price	2009 & 2012
10	Katrin Schmidt	2007
10	Julia Schnugg	2003
10	Maren Vik Edvardsen	2001

SHOTS ATTEMPTED

114	Deyna Castellanos (10 goals)	2018
109	Leah Gallegos (18 goals)	2003
108	Mami Yamaguchi (24 goals)	2007
108	Selin Kuralay (13 goals)	2006
95	Deyna Castellanos (12 goals)	2019
94	Selin Kuralay (16 goals)	2005
87	Dagny Brynjarsdottir (16 goals)	2014
84	Deyna Castellanos (19 goals)	2017
83	Jenna Nighswonger (6 goals)	2022
80	Tiffany McCarty (18 goals)	2011

SHOTS ON GOAL

60	Leah Gallegos (18 goals)	2003
55	Deyna Castellanos (10 goals)	2018
50	Dagny Brynjarsdottir (16 goals)	2014
50	Mami Yamaguchi (24 goals)	2007
49	Tiffany McCarty (18 goals)	2011
48	Tiffany McCarty (17 goals)	2009
47	Cindy Schofield (15 goals)	2002
45	Deyna Castellanos (12 goals)	2019
44	Deyna Castellanos (19 goals)	2017
42	Cindy Schofield (17 goals)	2001

GAME-WINNING GOALS

8	Jessica Price	2009
7	Deyna Castellanos	2017
7	Dagny Brynjarsdottir	2013
7	Leah Gallegos	2003
6	Sanna Talonen	2007 & 2008
6	Selin Kuralay	2005
6	Cindy Schofield	2001
6	Kelley Poole	1996

GAME-WINNING ASSISTS

7	Jessica Price	2012
6	Megan Campbell	2014
5	Becky Edwards	2006
5	Amber Tollefson	2002
4	Jody Brown	2022
4	Megan Campbell	2013
4	Amanda DaCosta	2008
4	Jamia Fields	2012
4	Michaela Hahn	2013
4	Carson Pickett	2015
4	Jessica Price	2011
4	Kelly Rowland	2004
4	Lauren Switzer	2009
4	Maren Vik Edvardsen	2000 & 2001
4	Cheyne Williams	2014
4	Mami Yamaguchi	2005

MULTI-GOAL GAMES

6	Deyna Castellanos	2017
5	Sanna Talonen	2007
5	Mami Yamaguchi	2007
5	Selin Kuralay	2005
5	Leah Gallegos	2003

GOALKEEPING (SEASON)

MINUTES

2614:01	Kelsey Wys	2013
2375:24	Cassie Miller	2014
2355:28	Ali Mims	2006
2309:43	Erin McNulty	2007
2273:02	Sarah Crawford	2000

SAVES

155	Melissa Juhl	1995
139	Sarah Crawford	2000
108	Jamie Gurtov	1998
98	Kerry York	2002
91	Kelsey Wys	2010

SHUTOUTS

19.0	Cassie Miller	2014
14.0	Cristina Roque	2023
15.0	Kelsey Wys	2013
13.0	Cassie Miller	2016
12.0	Kelsey Wys	2010

CONSECUTIVE SHUTOUT MINUTES

788:48	Kelsey Wys	2012
739:22	Joy McKenzie	2003
683:07	Cassie Miller	2014-15
589:00	Cassie Miller	2014
562:16	Cristina Roque	2023

GOALS AGAINST AVERAGE

(minimum 1000 minutes)

0.34	Cassie Miller (9 GA, 2375 min)	2014
0.40	Cassie Miller (9 GA, 2032 min)	2016
0.45	Brooke Bollinger (9 GA, 1808 min)	2018
0.49	Cristina Roque (8 GA, 1500 min)	2020
0.55	Kelsey Wys (16 GA, 2614 min)	2013

MOST WINS

24	Cassie Miller	2014
23	Kelsey Wys	2013
22	Cristina Roque	2023
19	Kelsey Wys	2012
19	Ali Mims	2005

MOST LOSSES

12	Melissa Juhl	1997
11	Jamie Gurtov	1998
10	Melissa Juhl	1995
8	Sarah Crawford	2000
7	Cassie Miller	2017
7	Melissa Juhl	1996

MOST TIES

4	Cassie Miller	2015
4	Ali Mims	2006
3	Cristina Roque	2020, 2021 & 2022
3	Kelsey Wys	2013
3	Kate Milstead	2008
3	Erin McNulty	2007
3	Joy McKenzie	2004
3	Kerry York	2002
3	Jamie Gurtov	1998

FRESHMAN RECORDS

SHOTS

73	Tiffany McCarty	2008
68	Sanna Talonen	2007
67	Megan Connolly	2015
64	Jordynn Dudley	2023
64	Leah Gallegos	2002
62	Emma Breland	2000
53	Julia Schnugg	2003
52	Jenna Nighswonger	2019
52	Yujie Zhao	2018

POINTS

42	Sanna Talonen	2007
37	Jordynn Dudley	2023
31	Emma Breland	2000
28	Megan Connolly	2015
28	Tiffany McCarty	2008
27	Camie Bybee	2001
24	Kasey McCall	1996

GOALS

18	Sanna Talonen	2007
14	Jordynn Dudley	2023
12	Emma Breland	2000
11	Tiffany McCarty	2008
10	Camie Bybee	2001
9	Megan Connolly	2015
9	Kasey McCall	1996

ASSISTS

10	Megan Connolly	2015
10	Julia Schnugg	2003
9	Amanda DaCosta	2007
9	Jordynn Dudley	2023
8	Kaycie Tillman	2015
8	Becky Edwards	2006
8	Mami Yamaguchi	2005
7	Nickolette Driesse	2013
7	Leah Gallegos	2002
7	Camie Bybee	2001
7	Emma Breland	2000

GAME-WINNING GOALS

6	Sanna Talonen	2007
5	Jordynn Dudley	2023
5	Emma Breland	2000
4	Yujie Zhao	2018
4	Megan Connolly	2015
3	Maria Alagoa	2021
3	Deyna Castellanos	2016
3	Amanda DaCosta	2007
3	Leah Gallegos	2002
3	Camie Bybee	2001

GAME-WINNING ASSISTS

5	Becky Edwards	2006
4	Mami Yamaguchi	2005
3	Natalia Kuikka	2015
3	Nickolette Driesse	2013
3	Casey Short	2008
3	Sanna Talonen	2007
3	Leah Gallegos	2002
3	Jez Ratliff	2001

FRESHMAN GOALKEEPING

WINS

24	Cassie Miller	2014
18	Erin McNulty	2007
16	Kelsey Wys	2010
13	Cristina Roque	2020
13	Brooke Bollinger	2018
8	Ali Mims	2001
7	Kerry York	2001
7	Mia Justus	2021

GOALS AGAINST AVERAGE

0.34	Cassie Miller	2014
0.38	Mia Justus	2021
0.45	Brooke Bollinger	2018
0.48	Cristina Roque	2020
0.76	Kelsey Wys	2010
0.94	Erin McNulty	2007
1.59	Ali Mims	2001

SHUTOUTS

19.0	Cassie Miller	2014
12.0	Kelsey Wys	2010
10.5	Brooke Bollinger	2018
10.0	Cristina Roque	2020
8.0	Erin McNulty	2007
5	Mia Justus	2021
3.0	Kerry York	2001
2.5	Ali Mims	2001

SAVES

155	Melissa Juhl	1995
91	Kelsey Wys	2010
84	Erin McNulty	2007
62	Ali Mims	2001
54	Kerry York	2001

CAREER RECORDS (ACC GAMES)

POINTS

55	Tiffany McCarty (22g, 11a)	08-09, 11-12
52	Deyna Castellanos (21g, 11a)	2016-19
44	Dagny Brynjarsdottir (18g, 8a)	2011-14
39	Jenna Nighswonger (9g, 21a)	2019-22
34	Jody Brown (11g, 12a)	2020-23
33	Yujie Zhao (10g, 13a)	2018-21
32	Onyi Echegini (14g, 4a)	2022-23
30	Berglind Thorvaldsdottir (13g, 4a)	13-15
28	Leilanni Nesbeth (10g, 8a)	2019-23
26	Sanna Talonen (12g, 2a)	2007-08
26	Cindy Schofield (11g, 4a)	1999-02

GOALS

22	Tiffany McCarty	2008-09, 2011-12
21	Deyna Castellanos	2016-19
18	Dagny Brynjarsdottir	2011-14
14	Onyi Echegini	2022-23
13	Berglind Thorvaldsdottir	2013-15
12	Sanna Talonen	2007-08
11	Jody Brown	2020-23
11	Cindy Schofield	1999-02
10	Marta Bakowska-Mathews	2011-14
10	Selin Kuralay	2005-06
10	Leilanni Nesbeth	2019-23
10	Beata Olsson	2021-23
10	Berglind Thorvaldsdottir	2013-14
10	Yujie Zhao	2018-21

ASSISTS

21	Jenna Nighswonger	2019-22
14	Jamia Fields	2011-14
14	Megan Campbell	2013-15
13	Yujie Zhao	2018-21
12	Jody Brown	2020-23
12	Deyna Castellanos	2016-19
12	Carson Pickett	2012-15
12	Clara Robbins	2017-22

11	Tiffany McCarty	2008-09, 2011-12
11	Casey Short	2008-12
11	Megan Connolly	2015-18

GAME-WINNING GOALS

10	Deyna Castellanos	2016-19
9	Dagny Brynjarsdottir	2011-14
6	Mami Yamaguchi	2005-07
5	Onyi Echegini	2022-23
5	Ines Jaurena	2009-12
5	Tiffany McCarty	2008-09, 2011-12
5	Cheyne Williams	2014-15

MULTI-GOAL GAMES

4	Onyi Echegini	2022-23
4	Tiffany McCarty	2008-09, 2011-12
3	Jody Brown	2020-23
3	Berglind Thorvaldsdottir	2013-15
3	Deyna Castellanos	2016-18
2	Dagny Brynjarsdottir	2011-14
2	Janice Cayman	2010-11
2	Jordynn Dudley	2023
2	Leah Gallegos	2002-03
2	Selin Kuralay	2005-06
2	Jenna Nighswonger	2019-22
2	Beata Olsson	2021-23
2	Sanna Talonen	2007-08
2	Amber Tollefson	2000-03

GOALKEEPING (ACC CAREER)

WINS

29	Kelsey Wys	2010-13
26	Cassie Miller	2014-17
25	Cristina Roque	2020-23
15	Ali Mims	2001, 2004-06
13	Erin McNulty	2007-09

SHUTOUTS

21	Cassie Miller	2014-17
20	Kelsey Wys	2010-13
13	Cristina Roque	2020-23
7	Ali Mims	2001, 2004-06
7	Joy McKenzie	2001-04

SAVES

132	Kelsey Wys	2010-13
105	Cassie Miller	2014-17
95	Melissa Juhl	1995-98
81	Ali Mims	2001, 2004-06
73	Sarah Crawford	1999-00

CONSECUTIVE SHUTOUT MINUTES

621:10	Kelsey Wys	2012
532:29	Joy McKenzie	2003
531:55	Cassie Miller	2014
469:07	Kate Milstead	2008
431:39	Cassie Miller	2015

SINGLE SEASON RECORDS

(ACC GAMES)

POINTS

20	Tiffany McCarty (8g, 4a)	2009
19	Sanna Talonen (9g, 1a)	2008
18	Deyna Castellanos (6g, 6a)	2019
18	Jordynn Dudley (7g, 4a)	2023
17	Dagny Brynjarsdottir (7g, 3a)	2014
17	Tiffany McCarty (7g, 3a)	2011
16	Onyi Echegini (7g, 2a)	2022 & 2023
16	Jenna Nighswonger (3g, 10a)	2022
15	Jody Brown (6g, 3a)	2022
15	Clara Robbins (5g, 5a)	2020
15	Deyna Castellanos (6g, 3a)	2018
15	Janice Cayman (6g, 3a)	2010
15	Mami Yamaguchi (6g, 3a)	2007

GOALS

9	Sanna Talonen	2008
---	---------------	------

8	Tiffany McCarty	2009
7	Jordynn Dudley	2023
7	Onyi Echegini	2022 & 2023
7	Dagny Brynjarsdottir	2014
7	Tiffany McCarty	2011
6	Deyna Castellanos	2019
6	Deyna Castellanos	2018
6	Marta Bakowska-Mathews	2013
6	Dagny Brynjarsdottir	2013
6	Janice Cayman	2010
6	Mami Yamaguchi	2007
6	Cindy Schofield	2002

GAME-WINNING GOALS

4	Deyna Castellanos	2019
4	Mami Yamaguchi	2007
3	Marta Bakowska-Mathews	2013
3	Dagny Brynjarsdottir	2013 & 2014
3	Deyna Castellanos	2018
3	Megan Connolly	2016
3	Onyi Echegini	2023
3	Selin Kuralay	2005
3	Jessica Price	2009
3	Sanna Talonen	2008
3	Cheyne Williams	2015

ASSISTS

9	Jenna Nighswonger	2022
7	Jenna Nighswonger	2021
6	Megan Campbell	2013
6	Deyna Castellanos	2019
6	Megan Connolly	2015
6	Taylor Huff	2023
6	Yujie Zhao	2021
5	Megan Campbell	2014
5	Jenna Nighswonger	2020
5	Leah Pais	2023
5	Clara Robbins	2020
5	Casey Short	2008
5	Sarah Wagenfuhr	2008

SHUTOUTS

8	Cassie Miller	2014
6	Cristina Roque	2020
6	Cassie Miller	2016
6	Kelsey Wys	2010, 2012 & 2013
5	Kate Milstead	2008
5	Ali Mims	2006
5	Cristina Roque	2023
4	Caroline Jeffers	2019
4	Cassie Miller	2015
4	Erin McNulty	2007
4	Joy McKenzie	2003

CAREER RECORDS

(NCAA TOURNAMENT GAMES)

POINTS

28	Dagny Brynjarsdottir (10g, 8a)	11-14
26	Tiffany McCarty (11g, 4a)	08-09, 11-12
22	Sanna Talonen (10g, 2a)	07-08
20	Cheyne Williams (8g, 4a)	14-15
20	Jamia Fields (7g, 6a)	11-14
19	Jody Brown (7g, 5a)	20-23
18	Beata Olsson (7g, 4a)	21-23
17	Jessica Price (5g, 7a)	08-09, 11-12
17	India Trotter (8g, 1a)	03-06
17	Deyna Castellanos (7g, 3a)	16-19

GOALS

11	Tiffany McCarty	08-09, 11-12
10	Dagny Brynjarsdottir	11-14
10	Sanna Talonen	07-08
8	Cheyne Williams	14-15
8	India Trotter	03-06
7	Jody Brown	20-23
7	Deyna Castellanos	19
7	Jamia Fields	11-14

7	Beata Olsson	21-23
---	--------------	-------

ASSISTS

12	Megan Campbell	13-15
8	Dagny Brynjarsdottir	11-14
8	Mami Yamaguchi	05-07
7	Jessica Price	08-09, 11-12
7	Katrin Schmidt	05-08

GAME-WINNING GOALS

4	Jody Brown	20-23
4	Dagny Brynjarsdottir	11-14
4	Jessica Price	08-09, 11-12
4	India Trotter	03-06
3	Deyna Castellanos	16-18
3	Megan Connolly	2015
3	Tiffany McCarty	08-09, 11-12
3	Beata Olsson	21-23
3	Sanna Talonen	07-08

GAME-WINNING ASSISTS

5	Jessica Price	08-09, 11-12
4	Katrin Schmidt	05-08
3	Michaela Hahn	12-15
3	Amanda DaCosta	07-10
3	Selin Kuralay	05-06

OVERTIME GOALS

2	Leah Gallegos	02-04
1	Tiffany McCarty	08-09, 11-12
1	Jessica Price	08-09, 11-12
1	Sanna Talonen	07-08

MULTI-GOAL GAMES

3	Sanna Talonen	07-08
2	Jody Brown	20-23
2	Dagny Brynjarsdottir	11-14
2	Deyna Castellanos	16-19
2	Jamia Fields	11-14
2	Tiffany McCarty	08-09, 11-12
2	Cheyne Williams	2014

MULTI-ASSIST GAMES

2	Megan Campbell	13-14
2	Mami Yamaguchi	05-07
2	Jez Ratliff	01-04
1	Emma Breland	2000
1	Dagny Brynjarsdottir	11-14
1	Amanda DaCosta	07-10
1	Nickolette Driesse	13-14
1	Onyi Echegini	22-23
1	Jamia Fields	11-14
1	Leah Gallegos	02-04
1	Ran Iwai	2020-pres.
1	Elin Jensen	2015
1	Emma Koivisto	2014
1	Beata Olsson	21-23
1	Leah Pais	2023
1	Carson Pickett	12-14
1	Jessica Price	08-09, 11-12
1	Katrin Schmidt	05-08
1	Lauren Switzer	07-09
1	Kaycie Tillman	2015
1	Cheyne Williams	2015

SHOTS

70	Deyna Castellanos	16-19
68	Dagny Brynjarsdottir	11-14
59	Tiffany McCarty	08-09, 11-12
37	Mami Yamaguchi	05-07
37	India Trotter	03-06
36	Beata Olsson	21-23
36	Clara Robbins	17-22
36	Sanna Talonen	07-08

CAREER GOALKEEPING

(NCAA TOURNAMENT GAMES)

WINS

17	Cristina Roque	20-23
16	Kelsey Wys	10-13
13	Cassie Miller	14-17
9	Caroline Jeffers	18-19
8	Erin McNulty	07-09
8	Ali Mims	01, 04-06
5	Caroline Jeffers	2018

SHUTOUTS

16	Cristina Roque	20-23
13	Cassie Miller	14-17
9	Kelsey Wys	10-13
6	Caroline Jeffers	18-19
3	Erin McNulty	07-09
2	Kate Milstead	07-08
2	Ali Mims	01, 04-06
2	Joy McKenzie	01-04
2	Kerry York	01-03

SAVES

63	Kelsey Wys	10-13
51	Cristina Roque	20-23
39	Ali Mims	01, 04-06
25	Joy McKenzie	01-04
23	Erin McNulty	07-09
20	Sarah Crawford	99-00

YEARLY LEADERS

SHOTS

1995	Lauren Lynch	38
1996	Kelley Poole	56
1997	Jill Ford	31
1998	Jill Ford	44
1999	Marte Vik Edvardsen	35
2000	Emma Breland	62
2001	Cindy Schofield	69
2002	Cindy Schofield	75
2003	Leah Gallegos	109
2004	Julia Schnugg	53
2005	Selin Kuralay	94
2006	Selin Kuralay	108
2007	Mami Yamaguchi	108
2008	Tiffany McCarty	73
2009	Tiffany McCarty	67
2010	Tori Huster	55
2011	Tiffany McCarty	80
2012	Tiffany McCarty	63
2013	Dagny Brynjarsdottir	74
2014	Dagny Brynjarsdottir	87
2015	Cheyne Williams	70
2016	Deyna Castellanos	51
2017	Deyna Castellanos	84
2018	Deyna Castellanos	114
2019	Deyna Castellanos	95
2020	Jenna Nighswonger	47
2021	Beata Olsson	55
2022	Jenna Nighswonger	83
2023	Onyi Echegini	70

GOALS

1995	Alex Osorio/Lauren Lynch	6
1996	Kelley Poole	14
1997	Janna Walkup/Jill Ford	5
1998	Maren Vik Edvardsen	8
1999	Maren Vik Edvardsen	9
2000	Emma Breland	12
2001	Cindy Schofield	17
2002	Cindy Schofield	15
2003	Leah Gallegos	18
2004	Julia Schnugg	7
2005	Selin Kuralay	16
2006	Selin Kuralay	13
2007	Mami Yamaguchi	24

2008	Sanna Talonen	16
2009	Tiffany McCarty	17
2010	Janice Cayman	9
2011	Tiffany McCarty	18
2012	Tiffany McCarty	17
2013	Dagny Brynjarsdottir	14
2014	Dagny Brynjarsdottir	16
2015	Cheyne Williams	10
2016	Megan Connolly	7
	Deyna Castellanos	7
2017	Deyna Castellanos	19
2018	Deyna Castellanos	10
2019	Deyna Castellanos	12
2020	Clara Robbins	6
2021	Beata Olsson	14
2022	Onyi Echegini	11
2023	Onyi Echegini	16

ASSISTS

1995	Alex Osorio	3
1996	Kasey McCall	6
1997	Alex Osorio	6
1998	Sally Shelgren	5
1999	April Murphy/Angela Bonnafino	7
2000	Emma Breland/Cindy Schofield	7
2001	Maren Vik Edvardsen	10
2002	Leah Gallegos	7
2003	Amber Tollefson	11
2004	Kelly Rowland	7
2005	Selin Kuralay/India Trotter	9
2006	Becky Edwards	8
2007	Mami Yamaguchi	18
2008	Lauren Switzer	9
2009	Jessica Price	10
2010	Tori Huster	7
2011	Jessica Price	9
2012	Jessica Price	10
2013	Megan Campbell	13
2014	Carson Pickett	13
2015	Megan Connolly	10
2016	Kaycie Tillman/Natalia Kuikka	5
2017	Kaycie Tillman/Adrienne Richardson/Clara Robbins	5
2018	Deyna Castellanos	8
2019	Deyna Castellanos	11
2020	Clara Robbins	6
2021	Jody Brown	10
2022	Jenna Nighswonger	16
2023	Taylor Huff	14

POINTS

1995	Alex Osorio	15
1996	Kelley Poole	29
1997	Alex Osorio	12
1998	Maren Vik Edvardsen	18
1999	Maren Vik Edvardsen	21
2000	Emma Breland	31
2001	Cindy Schofield	42
2002	Cindy Schofield	36
2003	Leah Gallegos	39
2004	Julia Schnugg	17
2005	Selin Kuralay	41
2006	Selin Kuralay	29
2007	Mami Yamaguchi	66
2008	Sanna Talonen	36
2009	Jessica Price	42
2010	Janice Cayman	23
2011	Tiffany McCarty	42
2012	Tiffany McCarty	39
2013	Dagny Brynjarsdottir	33
2014	Dagny Brynjarsdottir	38
2015	Megan Connolly	28
2016	Megan Connolly	18
2017	Deyna Castellanos	41
2018	Deyna Castellanos	28
2019	Deyna Castellanos	35
2020	Clara Robbins	18

2021	Beata Olsson	29
2022	Onyi Echegini	28
	Jenna Nighswonger	28
2023	Jordynn Dudley	37
	Onyi Echegini	37

GAME-WINNING GOALS

1995	Alex Osorio/ Kelly McGrath	1
	Lizzie Easton/ Kelly Huff	1
1996	Kelley Poole	6
1997	Janna Walkup	3
1998	Sally Shelgren/Alex Osorio	
	Lauren Lynch/April Murphy	
	Rachael Watkin/Maren Vik Edvardsen	
	Heather Dyché	1
1999	Maren Vik Edvardsen	4
2000	Emma Breland	5
2001	Cindy Schofield	6
2002	Cindy Schofield	4
2003	Leah Gallegos	7
2004	Jez Ratliff	5
2005	Selin Kuralay	6
2006	Selin Kuralay	5
2007	Sanna Talonen	6
2008	Sanna Talonen	6
2009	Jessica Price	8
2010	Amanda DaCosta	
	Tori Huster/Toni Pressley	3
2011	Tiffany McCarty	4
2012	Dagny Brynjarsdottir/Tiffany McCarty	5
2013	Dagny Brynjarsdottir	7
2014	Dagny Brynjarsdottir/Cheyne Williams	5
2015	Cheyne Williams	5
2016	Megan Connolly	5
2017	Deyna Castellanos	7
2018	Deyna Castellanos	5
2019	Deyna Castellanos	5
2020	Jaelin Howell/LeiLanni Nesbeth	3
2021	Beata Olsson/Clara Robbins/Jody Brown/Maria Alagoa	3
2022	Beata Olsson/Jody Brown	3
2023	Jordynn Dudley	5

GAME-WINNING ASSISTS

1995	Alex Osorio	1
	Erica Shuler	1
1996	Kasey McCall	2
	Lauren Lynch	2
	Alex Osorio	2
1997	Alex Osorio	3
1998	Alex Osorio	5
1999	April Murphy	3
	Angela Bonnafino	3
2000	Maren Vik Edvardsen	4
2001	Maren Vik Edvardsen	5
2002	Amber Tollefson	5
2003	Kelly Rowland	3
2004	Kelly Rowland	4
2005	Mami Yamaguchi	4
2006	Becky Edwards	5
2007	Katrin Schmidt	3
	Mami Yamaguchi	3
	Sanna Talonen	3
2008	Amanda DaCosta	4
2009	Lauren Switzer	4
2010	Janice Cayman	2
	Kassey Kallman	2
	Rachel Lim	2
2011	Jessica Price	4
2012	Jessica Price	7
2013	Megan Campbell	4
	Michaela Hahn	4
2014	Megan Campbell	6
2015	Carson Pickett	4
2016	Natalia Kuikka	3
	Olivia Bergau	3
2017	Emily Madril	2

2018	Deyna Castellanos	5
2019	Deyna Castellanos/Yujie Zhao	4
2020	Robbins/Nighswonger/Zhao	3
2021	Jaelin Howell	4
2022	Jody Brown	4
2023	Leah Pais	4

Italics = Single-Season Record

FSU INDIVIDUAL GAME RECORDS

Most Points	8
(Maren Vik Edvardsen vs Furman 9/1/98; Leah Gallegos vs FAU 10/27/03)	
Most 1st Half Points	6
(Camie Bybee vs Miami 9/19/03; Katrin Schmidt vs Jacksonville 11/10/06; Mami Yamaguchi vs. Troy 9/12/07; Sanna Talonen vs. Kennesaw St. 11/16/07)	
Most 2nd Half Points	6
(Cindy Schofield vs Miami 10/25/01)	
Most Goals	4
(Maren Vik Edvardsen vs Furman 9/1/98; Leah Gallegos vs FAU 10/27/03)	
Most 1st Half Goals	3
(Katrin Schmidt vs Jacksonville 11/10/06; Mami Yamaguchi vs. Yamaguchi vs. Troy 9/12/07; Sanna Talonen vs. Kennesaw State 11/16/07)	
Most 2nd Half Goals	3
(Cindy Schofield vs Miami 10/25/01)	
Latest Game-Tying Goal	89:53
(Mimi Van Zanten at North Carolina, 9/24/24)	
Latest Game-Winning Goal	89:32
(Jill Ford vs. USF, 1-0, 10/22/97)	
Latest Game-Winning Goal in OT	109:48
(Ella Stephan vs. UNC, 3-2, 10/22/09)	
Most Assists	3
(Erin Grimsley at Jacksonville, 9/15/96; Mami Yamaguchi vs. Kennesaw State, 11/16/07; Jessica Price vs. South Alabama, 8/28/10; Marta Bakowska-Mathews vs. Jackson St., 9/21/12; Carson Pickett at Connecticut, 9/18/14; Megan Campbell vs. South Alabama, 11/14/14; Emma Koivisto vs. South Alabama, 11/14/14; Kaycie Tillman vs. Pitt, 10/3/15; Kaycie Tillman vs. Texas A&M, 11/27/15; Natalia Kuikka vs. Samford, 11/12/16; Deyna Castellanos vs. Boston College, 9/19/19)	
Taylor Huff at North Florida, 9/7/23;	
Most 1st Half Assists	3
(Mami Yamaguchi vs. Kennesaw State, 11/16/07; Kaycie Tillman vs. Pitt, 10/3/15)	
Most 2nd Half Assists	3
(Erin Grimsley at Jacksonville, 9/15/96; Emma Koivisto vs. South Alabama, 11/14/14)	
Most Shots	13
(Deyna Castellanos vs NC State 10/13/18)	
Goalie Saves	21
(Melissa Juhl vs Duke 9/24/95)	
Quickest Goal, 1st Half	:15
(Mami Yamaguchi vs. Notre Dame 12/7/07)	
Quickest Goal Allowed, 1st Half	:30
(Robin Confer, North Carolina 9/26/96)	
Quickest Goal, 2nd Half	:45:10
(Selin Kuralay vs Duke 10/23/05)	
Quickest Goal Allowed, 2nd Half	:46:04
(KayAnne Gummarsall vs Duke 10/19/08)	
Quickest Goal Scored, Overtime	:90:17
(Tori Huster vs Arkansas 9/19/10)	
Quickest Goal Allowed, Overtime	:90:15
(Mckenzie Barney for Florida 9/10/10)	
Most Consecutive Starts	94
(Cassie Miller - from 8/22/14 to 11/19/17)	

FSU TEAM GAME RECORDS

Most Goals Scored	11
(vs Jacksonville 9/13/95; vs Jacksonville 9/15/96)	
Most Goals Scored, Defeat	4
(vs Georgia 10/27/95)	
Most Goals Allowed	9
(vs North Carolina, ACC Tourney 11/2/96; vs North Carolina 9/26/96; vs North Carolina 9/7/97; at North Carolina 9/17/99)	
Most Goals Allowed, Victory	4
(vs Boston College 9/19/19)	
Most Goals Scored, Both Teams	11
(vs Jacksonville 9/13/95; vs Jacksonville 9/15/96)	
Most 1st Half Goals	7
(vs. Troy 9/12/07)	
Most 2nd Half Goals	9
(vs Jacksonville 9/15/96)	
Latest Game-Tying Goal in Program History	89:53
(Mimi Van Zanten - FSU 3, UNC 3 - 9/24/23)	
Largest Margin of Victory	11
(vs Jacksonville 9/13/95; vs Jacksonville 9/15/96)	
Largest Margin of Victory, Shutout	11
(vs Jacksonville 9/13/95; vs Jacksonville 9/15/96)	
Largest Margin of Victory, Home	11
(vs Jacksonville 9/13/95)	
Largest Margin of Victory, Away	7
(vs Mississippi Valley St, NCAA 11/14/08)	
Largest Margin of Defeat	9
(vs North Carolina, ACC Tourney 11/2/95; vs North Carolina 9/26/96; vs North Carolina 9/7/97; at North Carolina 9/17/99)	
Largest Margin of Defeat, Home	9
(vs North Carolina 9/26/96)	
Largest Margin of Defeat, Away	9
(vs North Carolina 9/7/97; at North Carolina 9/17/99)	
Largest Margin Of Defeat, Shutout	9
(vs North Carolina, ACC Tourney 1995; vs North Carolina 9/26/96; vs North Carolina 9/7/97; at North Carolina 9/17/99)	
Most Shots	42
(vs Jacksonville 10/24/06)	
Most First Half Shots	29
(vs Mercer 9/3/99)	
Most Second Half Shots	26
(vs Loyola 9/2/01)	
Most Shots (ACC games)	37
(vs NC State 10/13/18)	
Most SOG (ACC games)	19
(at Pittsburgh 10/18/14 & at Syracuse 9/21/24)	
Most Shots Allowed	45
(at Nebraska 10/8/95)	
Fewest Shots	0
(at Clemson 9/29/95; at Virginia 10/13/95)	
Fewest Shots Allowed	0
(vs Citadel 10/25/05; vs Mississippi Valley St, NCAA 11/14/08; vs Stetson 8/29/10; vs. Jackson St. 9/21/12; vs Pitt 10/13/13; at Pitt 10/18/14; vs. Samford 9/8/19)	
Shortest Span Between Goals Allowed	:18
(vs Florida 10/15/97)	
Shortest Span Answering An Opponents' Goal	:15
(vs Stetson 10/11/06)	
Shortest Span Between FSU Goals	:23
(vs Miami 9/19/03)	
Largest FSU Shot Advantage	41
(vs Jacksonville 10/24/06 FSU 42, JU 1)	
Most FSU Corner Kicks In A Game	18
(vs Jacksonville 11/4/01)	
Most Corner Kicks For FSU In The 1st Half...	10
(vs South Carolina, NCAA 11/28/14; at New Mexico, 8/21/15)	

Most Corner Kicks For FSU In The 2nd Half	10
(vs FIU 10/6/98; vs Ohio State 9/3/00; vs Loyola, Md. 9/2/01; vs Pitt 10/13/13, at Syracuse 9/21/24)	
Corner Kicks Allowed	18
(North Carolina 9/7/97)	
Fewest Corner Kicks Allowed	0
(53 times most recent vs. Arizona, 11/17/17)	
FSU Fouls	28
(Maryland 10/18/98)	
Opponent Fouls	29
(Boston College 10/8/06)	
FSU Yellow Cards	3
(Duke 10/8/02)	
Opponent Yellow Cards	4
(Duke 10/26/97)	

FSU INDIVIDUAL GAME RECORDS FOR NCAA TOURNAMENT PLAY

Most Points	6
(Katrin Schmidt vs Jacksonville 11/10/06; Sanna Talonen vs Kennesaw State 11/16/07 and Connecticut 11/30/07)	
Most Goals	3
(Katrin Schmidt vs Jacksonville 11/10/06; Sanna Talonen vs Kennesaw State 11/16/07 and Connecticut 11/30/07)	
Most 1st Half Goals	3
(Katrin Schmidt vs Jacksonville 11/10/06; Sanna Talonen vs Kennesaw State 11/16/07)	
Most 2nd Half Goals	2
(Camie Bybee vs Dartmouth 11/14/03; Kirsten van de Ven vs LSU 11/18/07; Casey Short vs Middle Tennessee 11/12/10; Marta Bakowska-Mathews vs BC 11/29/13; Jamia Fields vs Virginia Tech 12/6/13; Cheyna Williams vs South Carolina 11/28/14)	
Most OT Goals	1
(Leah Gallegos vs Auburn 11/16/03 and vs West Virginia 11/23/03; Sanna Talonen vs Connecticut 11/30/07; Jessica Price vs Texas A&M, 11/20/09; Tiffany McCarty vs Texas Tech, 11/16/12)	
Most Assists	3
(Mami Yamaguchi vs Kennesaw State 11/16/07; Megan Campbell vs South Alabama 11/14/14; Emma Koivisto vs South Alabama 11/14/14; Kaycie Tillman vs Texas A&M, 11/27/15; Natalia Kuikka vs. Samford, 11/12/16)	
Most 1st Half Assist	3
(Mami Yamaguchi vs Kennesaw State 11/16/07)	
Most 2nd Half Assists	3
(Emma Koivisto vs South Alabama 11/14/14)	
Most Shots	9
(Sanna Talonen vs Connecticut 11/30/07; Dagny Brynjarsdottir vs Miss Valley St. 11/09/12)	
Goalie Saves	10
(Kelsey Wys at Stanford 11/26/10)	

FSU TEAM GAME RECORDS FOR NCAA TOURNAMENT

Most Goals Scored	7
(vs Mississippi Valley St. 11/14/08)	
Most Goals Scored, Defeat	2
(vs North Carolina 12/2/22)	
Most Goals Allowed, Victory	2
(vs West Virginia 11/23/03; vs Connecticut 11/30/07; vs Texas Tech 11/16/12; Virginia Tech 12/6/13)	
Most Goals Allowed	5

(at Stanford 11/26/10)	
Most Goals Scored, Both Teams	7
(FSU 7, Mississippi Valley St. 0 - 11/14/08)	
Largest Margin Of Victory	7
(FSU 7, Mississippi Valley St. 0 - 11/14/08)	
Largest Margin Of Defeat	5
(Stanford 5, FSU 0 - 11/26/10)	
Largest Margin Of Defeat, Shutout	5
(Stanford 5, FSU 0 - 11/26/10)	
Largest Margin Of Defeat, Away	5
(Stanford 5, FSU 0 - 11/26/10)	
Most Shots	39
(vs Mississippi Valley State 11/09/12)	
Most Shots Allowed	31
(at North Carolina 11/25/05)	
Fewest Shots	2
(at Clemson 11/17/00)	
Fewest Shots Allowed	0
(vs Mississippi Valley St. 11/14/08)	

FSU TEAM SEASON RECORDS

Most Victories	24 (2014)
Most Defeats	14 (1995)
Most Ties	4 (2006, 15, 16)
Most Consecutive Wins To Start A Season	14 (2012, 21)
Highest Winning Percentage978 (2023)
Highest ACC Winning Percentage	1.000 (2020)
Most ACC Victories	10 (2018)
Most Consecutive ACC Wins	8 (2020)
Fewest Victories	4 (1995)
Fewest Defeats	0 (2023)
Fewest Ties	0 (1997, 12)
Most Games Played	28 (2013)
Fewest Games Played	16 (2020)
Longest Winning Streak	15 (2023)
Longest Unbeaten Streak	24 (2014-15)
Longest Unbeaten Streak To Start A Season	17 (2013)
Longest Losing Streak	8 (1995)
Longest Non-Winning Streak	8 (1995)
Most Home Field Victories	16 (2013)
Fewest Home Field Defeats	0 (2001, 06, 12, 13, 15, 16, 20, 23)
Most Away Victories	11 (2014)
Most Consecutive Road Wins To Start A Season	6 (2014, 21)
Longest Unbeaten Streak In Road Games	13 (2014-15)
Fewest Away Defeats	0 (2014, 20, 23)
Most Neutral-Site Victories	5 (2020)
Most Neutral Site Defeats	3 (2001)
Most Goals Scored	81 (2007)
Goals Per Game	3.26 (2023)
Fewest Goals Scored	29 (2004)
Most Assists	90 (2014)
Assists Per Game	3.52 (2023)
Fewest Assists	17 (1995)
Most Points	233 (2007)
Points Per Game	10.04 (2023)
Fewest Points	81 (1995)
Most Goals Allowed	61 (1995)
Fewest Goals Allowed	8 (2020)
Most Shutouts	19 (2014)
Most Consecutive Shutouts	9 (2012)
Most Shots	487 (2014)
Shots Per Game	20.5 (2008)
Most Shots On Goal	229 (2014)
Fewest Shots Allowed	147 (2014)
Saves	197 (1995)
Saves Per Game	10.37 (1995)
Goals Against Average	0.34 (2014)
Most Corner Kicks	175 (2009)
Fewest Corner Kicks Allowed	67 (2022)

MOST IN A SEASON POINTS

233 (81g 71a)	2007
231 (75g, 81a)	2023
230 (70g 90a)	2014
204 (67g 70a)	2009
197 (64g, 69a)	2015
194 (64g 66a)	2008
194 (66g, 62a)	2021
188 (65g 58a)	2005
187 (64g, 59a)	2022
182 (60g 62a)	2003
177 (59g, 59a)	2013
173 (55g 63a)	2012
172 (55g 62a)	2011

POINTS PER GAME

10.04 (23 games)	2023
8.85 (26 games)	2014
8.63 (27 games)	2007
8.43 (23 games)	2008
8.16 (25 games)	2009
7.91 (23 games)	2022
7.88 (25 games)	2015
7.76 (25 games)	2021
7.52 (25 games)	2005
7.21 (24 games)	2012
7.00 (26 games)	2003
7.00 (24 games)	2001
6.62 (26 games)	2011

GOALS

81	2007
75	2023
70	2014
67	2009
66	2021
65	2005
64	2022
64	2015
64	2008
60	2003
59	2013
55	2001
55	2011
55	2012

GOALS PER GAME

3.26 (23 games)	2023
3.00 (27 games)	2007
2.78 (23 games)	2008
2.68 (25 games)	2009
2.69 (26 games)	2014
2.64 (25 games)	2021
2.60 (23 games)	2022
2.60 (25 games)	2005
2.56 (25 games)	2015
2.55 (20 games)	1996
2.31 (26 games)	2003
2.29 (24 games)	2001
2.29 (24 games)	2012

ASSISTS

90	2014
81	2023
71	2007
70	2009
69	2015
66	2008
63	2012
62	2003
62	2011
62	2021
59	2022
59	2013

ASSISTS PER GAME

3.52 (23 games)	2023
3.46 (26 games)	2014
2.87 (23 games)	2008
2.80 (25 games)	2009
2.76 (25 games)	2015
2.63 (27 games)	2007
2.63 (24 games)	2012
2.56 (23 games)	2022
2.48 (25 games)	2021
2.42 (24 games)	2001
2.38 (26 games)	2003
2.38 (26 games)	2011
2.32 (25 games)	2005

SHOTS ATTEMPTED

487 (70 goals)	2014
471 (64 goals)	2008
468 (44 goals)	2006
456 (52 goals)	2018
455 (64 goals)	2015
446 (60 goals)	2003
440 (81 goals)	2007
425 (67 goals)	2009
418 (59 goals)	2013
409 (75 goals)	2023

SHOTS PER GAME

20.48 (23 games)	2008
18.73 (26 games)	2014
18.20 (25 games)	2015
18.00 (26 games)	2006
17.80 (23 games)	2023
17.15 (26 games)	2003
17.13 (23 games)	2022
17.00 (25 games)	2009
16.89 (27 games)	2018
16.42 (24 games)	2012
16.30 (27 games)	2007
16.28 (25 games)	2005
15.76 (25 games)	2021
15.30 (23 games)	2002
14.93 (28 games)	2013

SHOTS ON GOAL


229 (70 goals)	2014
228 (64 goals)	2008
210 (67 goals)	2009
207 (52 goals)	2018
202 (81 goals)	2007
202 (75 goals)	2023

SOG PER GAME

9.91 (23 games)	2008
8.81 (26 games)	2014
8.78 (23 games)	2023
8.40 (25 games)	2009
8.26 (23 games)	2022
7.96 (25 games)	2015
7.74 (23 games)	2002
7.67 (27 games)	2018

GOALS ALLOWED

	Season	ACC
2023	14	10
2022	20	10
2021	13	6
2020	8	4
2019	27	14
2018	13	10
2017	21	1
2016	9	5
2015	15	5
2014	9	2



2013.....	16.....	9
2012.....	15.....	4
2011.....	28.....	17
2010.....	20.....	5
2009.....	22.....	12
2008.....	15.....	8
2007.....	26.....	19
2006.....	18.....	8
2005.....	22.....	10
2004.....	21.....	11
2003.....	28.....	5
2002.....	31.....	15
2001.....	33.....	16
2000.....	31.....	11
1999.....	35.....	22
1998.....	41.....	20
1997.....	43.....	26
1996.....	37.....	20
1995.....	61.....	29

GOALKEEPING (SEASON)

SAVES

197	(61 GA).....	1995
145	(31 GA).....	2000
128	(40 GA).....	2001
116	(39 GA).....	1999
112	(43 GA).....	1998
106	(37 GA).....	2002
97	(23 GA).....	2010
95	(18 GA).....	2006
94	(26 GA).....	2007
93	(28 GA).....	2003

SAVES PER GAME

10.37	(19 games).....	1995
6.04	(24 games).....	2000
5.80	(20 games).....	1999
5.33	(21 games).....	1998
5.33	(24 games).....	2001
4.61	(23 games).....	2002
4.22	(23 games).....	2010
3.95	(20 games).....	1996
3.80	(20 games).....	1997
3.65	(20 games).....	2004

SHUTOUTS

19.....	2014
17.....	2012
16.....	2018
15.....	2016
15.....	2015
15.....	2013
14.....	2023
14.....	2021
14.....	2008
14.....	2006

GOALS AGAINST AVERAGE

0.34	(9 GA, 2375 min).....	2014
0.39	(9 GA, 2057 min).....	2016
0.47	(13 GA, 2496 min).....	2018
0.48	(8 GA, 1500 min).....	2020
0.50	(13 GA, 2325 min).....	2021
0.55	(16 GA, 2614 min).....	2013
0.58	(15 GA, 2330 min).....	2015
0.61	(14 GA, 2070 min).....	2023
0.62	(15 GA, 2180 min).....	2012
0.63	(15 GA, 2137 min).....	2008



JAELIN HOWELL

2020 & 2021 NATIONAL PLAYER OF THE YEAR - MAC HERMANN TROPHY WINNER 2021 HONDA SPORTS AWARD WINNER

- *2020 and 2021 MAC Hermann Trophy Winner, the sixth player in the country to win the award twice.
- *2020 and 2021 United Soccer Coaches First Team All-American
- *2020 and 2021 ACC Midfielder of the Year
- *2019, 2020 and 2021 All-ACC First Team
- *Member of the ACC All-Tournament Team
- *Anchored a Seminole defense in 2020 that only allowed 8 goals in 16 games from her holding midfield position.
- *Led a Seminole defense in 2021 that only allowed 13 goals in 25 games win 14 shutouts.
- *Recorded five goals and two assists in 2020
- *2020 Honda Award Finalist
- *2021 Honda Sports Award Winner
- *Outstanding Achievement in Soccer (Sportswomen of Colorado)
- *US Women's National Team member



YUJIE ZHAO

2018 NATIONAL FRESHMAN OF THE YEAR

- *TopDrawerSoccer National Freshman of the Year
- *ACC Freshman of the Year
- *United Soccer Coaches Second Team All-American
- *TopDrawSoccer Freshman Best XI First Team
- *United Soccer Coaches All-Atlantic Region First Team
- *First Team All-ACC Team
- *Finished second on the team in points (19) and goals (7). Was third on the team in assists (5).
- *Scored a goal and an assist against South Florida in the second round of the 2018 NCAA Tournament and was a vital part of Florida State's second national title.



MEGAN CONNOLLY

2015 NATIONAL FRESHMAN OF THE YEAR

- *TopDrawerSoccer National Freshman of the Year
- *NSCAA First Team All-American
- *ACC Midfielder of the Year
- *ACC Freshman of the Year
- *ACC All-Tournament Team
- *College Cup All-Tournament Team
- *Led the team with 28 points on nine goals and 10 assists
- *Became the first Seminole freshman to be named a First Team All-American by the National Soccer Coaches Association of America.
- *Four multi-point games in 2015, including a goal and an assist vs. No. 3 Texas A&M and a goal and two assists against No. 7 Clemson.



DAGNY BRYNJARSDOTTIR
2014 SOCCER AMERICA PLAYER OF THE YEAR
2014 NSCAA SCHOLAR PLAYER OF THE YEAR

- *Earned 2014 Soccer America Player of the Year honors and was a finalist for the 2014 MAC Hermann Trophy and Honda Award as she led the Seminoles to their first NCAA National Championship.
- *Named the 2014 NSCAA Scholar Player of the Year.
- *Led the team in goals (16) and points (38) as she was named a First Team All-American and First Team All-ACC member.
- *Selected as the 2014 ACC Offensive Player of the Year, ACC Tournament MVP and ACC Scholar-Athlete of the Year.
- *Four-time member of the All-ACC team and ACC Academic Honor Roll.



MAMI YAMAGUCHI
2007 NATIONAL PLAYER OF THE YEAR

- *MAC Hermann Trophy Winner
- *NSCAA National Player of the Year
- *ACC Offensive Player of the Year
- *First Team All-ACC
- *Consensus First Team All-American
- *National leader in points (66)
- *Second in nation in goals (24) and assists (18)
- *Finished 2007 as only player in nation to rank in top 10 in points/game, goals/game, assists/game
- *Set FSU individual season records for points, goals, assists and multi-goal games
- *All-time career assists leader at FSU with 30
- *First Seminole in school history to record double-digit goals and assists in a single-season
- *Recorded five multiple goal games including three hat tricks during her junior season



AMANDA DaCOSTA
2007 NATIONAL FRESHMAN OF THE YEAR

- *Soccer Buzz National Freshman of the Year
 - *Soccer Buzz Second Team All-American
 - *Soccer Buzz & Soccer America First Team
 - *Freshman All-American
 - *Second Team All-ACC & ACC All-Freshman Team
- Became only the second freshman at FSU to garner a spot on both league teams in the same year
- *Member of NCAA & ACC All-Tournament teams
- Started all 27 games as a freshman
- *Third on team with 21 points on 6 goals and 9 assists
 - *Nine assists second most all-time among Seminole freshman; tied for seventh in ACC in assists/game
 - *Recorded three GWGs including the decisive goal against Notre Dame in the College Cup semifinals



SANNA TALONEN
2007 NATIONAL FRESHMAN OF THE YEAR

- *SOCCER AMERICA NATIONAL FRESHMAN OF THE YEAR
- *SOCCER AMERICA & SOCCER BUZZ FIRST TEAM
- *FRESHMAN ALL-AMERICAN
- *SOCCER BUZZ FRESHMAN OF THE YEAR FINALIST
- *MEMBER OF NCAA & ACC ALL-TOURNAMENT TEAMS
- *SET FSU FRESHMAN SINGLE-SEASON RECORDS FOR SHOTS (68), POINTS (42), GOALS (18) AND GWG (6)
- *LED THE ACC WITH SIX GAME-WINNING GOALS
- *TIED FSU ALL-TIME RECORD FOR POSTSEASON POINTS (17) AND GOALS (8) IN JUST ONE SEASON
- *FINISHED IN THE TOP 10 IN THE ACC IN POINTS/GAME, GOALS/GAME AND SHOTS/GAME
- *TALLIED SIX MULTIPLE POINT PERFORMANCES & FIVE MULTI-GOAL GAMES INCLUDING TWO HAT TRICKS IN NCAA TOURNAMENT

NATIONAL HONORS

MAC HERMANN TROPHY

Leah Gallegos.....	Watch List, 2004
Kelly Rowland.....	Watch List, 2005
Selin Kuralay.....	Watch List & Semifinalist, 2006
India Trotter.....	Watch List & Semifinalist, 2006
Mami Yamaguchi.....	Winner, 2007
Sarah Wagenfuhr.....	Semifinalist, Finalist, 2007
Amanda DaCosta.....	Watch List, 2007
Becky Edwards.....	Watch List, 2008, 2009
Sanna Talonen.....	Semifinalist, 2009
Tiffany McCarty.....	Watch List, 2010, 2011, 2012
Toni Pressley.....	Semifinalist, 2009, 2011
Ines Jaurena.....	Watch List, 2010, 2011
Kassey Kallman.....	Watch List, 2012
Dagny Brynjarsdottir.....	Semifinalist, 2013
Kelsey Wys.....	Watch List, 2013, 2014
Kristin Grubka.....	Semifinalist & Runner-Up, 2014
Isabella Schmid.....	Watch List, 2013
Cheyne Williams.....	Watch List, 2015
Megan Connolly.....	Watch List, 2016, Semifinalist, 2015
Kirsten Crowley.....	Watch List, 2016
Cassie Miller.....	Watch List, 2017
Natalia Kuikka.....	Watch List, 2017, 2018
Deyna Castellanos.....	Watch List, 2017, 2018, 2019
Malia Berkely.....	Semifinalist, 2019
Jaelin Howell.....	Finalist, 2020
Yujie Zhao.....	Winner, 2020, 2021
Emily Madril.....	Watch List, 2019
Jenna Nighswonger.....	Semifinalist, 2021
Jordynn Dudley.....	Finalist, 2022
Onyi Echegini.....	Semifinalist, 2023
	Winner, 2023

HONDA AWARD



India Trotter.....	Finalist, 2006
Mami Yamaguchi.....	Finalist, 2007
Ines Jaurena.....	Finalist, 2012

Kassey Kallman.....	Finalist, 2013
Dagny Brynjarsdottir.....	Finalist, 2014
Cassie Miller.....	Finalist, 2016
Natalia Kuikka.....	Winner, 2018
Jaelin Howell.....	Finalist, 2020
Jenna Nighswonger.....	Winner, 2021
Onyi Echegini.....	Finalist, 2022
	Winner, 2023

CoSIDA/CAPITAL ONE ACADEMIC ALL-AMERICAN

Becky Edwards.....	Third Team, 2009
Kassey Kallman.....	Second Team, 2012 & 2013
Emma Koivisto.....	Third Team, 2015
Gabby Carle.....	First Team, 2019, 2021
Jenna Nighswonger.....	First Team, 2022

NSCAA/UNITED SOCCER COACHES

PLAYER OF THE YEAR

Mami Yamaguchi.....	2007
Jaelin Howell.....	2020, 2021
Onyi Echegini.....	2023

COACH OF THE YEAR

Mark Krikorian.....	2014
Brian Pensky.....	2023

ASSISTANT COACH OF THE YEAR

Mike Bristol.....	2014
-------------------	------

COACHING STAFF OF THE YEAR

Mark Krikorian, Mike Bristol, Morinao Imazami.....	2020
Brian Pensky, Bobby Shuttleworth, Aaron Brunner, Andrew Hudson.....	2023

ALL-AMERICANS

Leah Gallegos.....	Third, 2003
India Trotter.....	Second, 2005
India Trotter.....	First, 2006
Kelly Rowland.....	First, 2006
Selin Kuralay.....	Second, 2006
Mami Yamaguchi.....	First, 2007
Amanda DaCosta.....	First, 2008; Third, 2010
Becky Edwards.....	First, 2008; First, 2009
Sanna Talonen.....	Second, 2008
Sarah Wagenfuhr.....	Second, 2008
Tiffany McCarty.....	First, 2009; Second, 2011; Third, 2012
Toni Pressley.....	Fourth, 2010
Ines Jaurena.....	Second, 2011; First, 2012
Tori Huster.....	Third, 2011
Kelsey Wys.....	Third, 2012
Kassey Kallman.....	First, 2013
Dagny Brynjarsdottir.....	Second, 2013; First, 2014
Kristin Grubka.....	First, 2014
Cheyne Williams.....	Third, 2014
Megan Connolly.....	First, 2015
Cassie Miller.....	First, 2016
Kirsten Crowley.....	Second, 2016
Natalia Kuikka.....	Third, 2016, 18
Deyna Castellanos.....	Second, 2017-19
Yujie Zhao.....	Second, 2018, 2021; Third, 2020
Malia Berkely.....	First, 2019; First, 2020
Jaelin Howell.....	First, 2020, 2021
Emily Madril.....	Second, 2020; First, 2021
Jenna Nighswonger.....	First, 2022
Jody Brown.....	Third, 2022
Cristina Roque.....	Third, 2022
Onyi Echegini.....	First, 2023
Jordynn Dudley.....	First, 2023
Taylor Huff.....	Second, 2023
Jody Brown.....	Second, 2023
Cristina Roque.....	Third, 2023

SCHOLAR PLAYER OF THE YEAR

Dagny Brynjarsdottir.....	2014
Maia Berkely.....	2020

Jenna Nighswonger.....	2022
------------------------	------

SCHOLAR ALL-AMERICANS

India Trotter.....	First, 2005
Katrin Schmidt.....	First, 2007
Kirsten van de Ven.....	First, 2007
Team Academic Award.....	Team GPA - 3.03, 2007
Becky Edwards.....	First, 2008; First, 2009
Tori Huster.....	First, 2011
Kassey Kallman.....	Second, 2012; First, 2013
Casey Short.....	Second, 2012
Dagny Brynjarsdottir.....	First, 2014
Kirsten Crowley.....	Second, 2015; First, 2016
Michaela Hahn.....	Third, 2015
Malia Berkely.....	First, 2020

WEEKLY HONORS

Sanna Talonen.....	Player of the Week (10/20/08)
Sanna Talonen.....	Player of the Week (11/3/08)
Jessica Price.....	Player of the Week (9/9/09)
Tiffany McCarty.....	Player of the Week (9/30/09)
Ella Stephan.....	Player of the Week (10/28/09)
Kristin Grubka.....	Player of the Week (9/3/12)
M. Bakowska-Mathews.....	Player of the Week (9/15/14)

SOCCER AMERICA PLAYER OF THE YEAR

Dagny Brynjarsdottir.....	2014
---------------------------	------

FRESHMAN OF THE YEAR

Sanna Talonen.....	2007
--------------------	------

COACH OF THE YEAR

Patrick Baker.....	2003
Mark Krikorian.....	2005, 2014

MVP HONORS

Selin Kuralay.....	First, 2005
India Trotter.....	First, 2006
Mami Yamaguchi.....	First, 2007
Sanna Talonen.....	First, 2008
Amanda DaCosta.....	Second, 2008
Tiffany McCarty.....	First, 2009; First, 2011
Becky Edwards.....	Second, 2009
Toni Pressley.....	First, 2010
Ines Jaurena.....	First, 2012
Tiffany McCarty.....	Second, 2012
Dagny Brynjarsdottir.....	First, 2013; First, 2014
Kassey Kallman.....	First, 2013
Kristin Grubka.....	First, 2014
Cheyne Williams.....	First, 2014

FRESHMAN ALL-AMERICANS

Emma Breland.....	All-Freshman Team, 2000
India Trotter.....	Freshman All-American, 2003
Kelly Rowland.....	Freshman All-American, 2003
Becky Edwards.....	Second Team, 2006
Amanda DaCosta.....	First Team, 2007
Sanna Talonen.....	First Team, 2007
Erin McNulty.....	Second Team, 2007
Tiffany McCarty.....	First Team, 2008
Casey Short.....	Second Team, 2008
Ines Jaurena.....	Second Team, 2009
Kassey Kallman.....	First Team, 2010
Kelsey Wys.....	Second Team, 2010
Dagny Brynjarsdottir.....	First Team, 2011
Isabella Schmid.....	First Team, 2012
Nickolette Driesse.....	First Team, 2013
Emma Koivisto.....	Second Team, 2014
Cassie Miller.....	Second Team, 2014

WEEKLY HONORS

Melissa Juhl.....	Team of the Week (10/21/96)
Kelly Poole.....	Team of the Week (10/28/96)
Heather Dyche.....	Team of the Week (8/31/00)
April Murphy.....	Team of the Week (8/31/00)

INOLE SOCCER

Emma Breland Team of the Week (9/14/00)
 Camie Bybee Team of the Week (9/26/01)
 Amber Tollefson Team of the Week (9/26/01)
 Leah Gallegos Team of the Week (9/25/02)
 Cindy Schofield Team of the Week (10/30/02)
 Katie Beal Team of the Week (9/15/03)
 Kelly Rowland Team of the Week (9/30/03)
 Leah Gallegos Team of the Week (10/15/03)
 Kelly Rowland Team of the Week (10/29/03)
 Team of the Week (11/12/03)
 Camie Bybee Team of the Week (9/01/04)
 Kelly Rowland Team of the Week (9/21/04)
 Team of the Week (10/12/04)

Mami Yamaguchi Player/Team of the Week (8/30/06)
 Kelly Rowland Team of the Week (9/5/06)
 Tiffany McCarty Team of the Week (8/25/08)
 Sarah Wagenfuhr Team of the Week (9/29/08)
 Sanna Talonen Player/Team of the Week (11/3/08)
 Becky Edwards Team of the Week (8/24/09)
 Jessica Price Team of the Week (9/8/09)
 Toni Pressley Team of the Week (9/22/09)
 Tiffany McCarty Team of the Week (9/29/09)
 Ella Stephan Team of the Week (10/26/09)
 Jessica Price Team of the Week (9/7/11)
 Tiffany McCarty Team of the Week (9/13/11)
 Dagny Brynjarsdottir Team of the Week (10/20/11)
 Tiana Brockway Team of the Week (11/1/11)
 Kelsey Wys Team of the Week (8/28/12)
 Team of the Week (9/19/12)
 Kristin Grubka Player/Team of the Week (9/3/12)
 Dagny Brynjarsdottir Player/Team of the Week (10/2/12)
 Hikaru Murakami Team of the Week (10/18/12)

TOPDRAWERSOCCER.COM

COACH OF THE YEAR

Mark Krikorian 2018, 2021
 Brian Pensky 2023

FRESHMAN OF THE YEAR

Yujie Zhao 2018
 Jordynn Dudley 2023

INDIVIDUAL ACCOLADES

Sanna Talonen Team of Season - Second, 2008
 Becky Edwards Team of Season - First, 2009
 Tiffany McCarty Team of Season - First, 2009
 Toni Pressley Team of Season - Third, 2010
 Kassey Kallman Team of Season - First, 2012
 Ines Jaurena Team of Season - Second, 2012
 Kassey Kallman Best XI - First, 2013
 Dagny Brynjarsdottir Best XI - Second, 2013
 Dagny Brynjarsdottir Best XI - First, 2014
 Kristin Grubka Best XI - First, 2014
 Cheyna Williams Best XI - Third, 2014
 Megan Connolly Best XI - Third, 2015
 Megan Connolly Freshman of the Year, 2015
 Megan Connolly Freshman Best XI - First, 2015
 Kaycie Tillman Freshman Best XI - First, 2015
 Natalia Kuikka Freshman Best XI - Second, 2015
 Cassie Miller Best XI - First, 2016
 Kirsten Crowley Best XI - Second, 2016
 Deyna Castellanos Freshman Best XI - First, 2016
 Malia Berkely Freshman Best XI - Second, 2016
 Deyna Castellanos Best XI - First, 2017
 Gloriana Villalobos Freshman Best XI - Second, 2017
 Natalia Kuikka Best XI - Second, 2018
 Deyna Castellanos Best XI - Third, 2018
 Yujie Zhao Freshman Best XI - First, 2018
 Jaelin Howell Freshman Best XI - First, 2018
 Brooke Bollinger Freshman Best XI - Second, 2018
 Deyna Castellanos Best XI - First, 2019
 Malia Berkely Best XI - Third, 2019
 Jenna Nighswonger Freshman Best XI - Second, 2019
 Jaelin Howell Best XI - First, 2020, 2021

Emily Madril Best XI - First 2020, 2021
 Clara Robbins Best XI - Third 2020
 Cristina Roque Freshman Best XI - First 2020
 Best XI - Second, 2021
 Lauren Flynn Best XI - Third, 2021
 Jenna Nighswonger Best XI - Third, 2022
 Lauren Flynn Best XI - Second, 2022
 Cristina Roque Best XI - Third, 2022
 Jordynn Dudley Best XI - First, 2023
 Onyi Echegini Best XI - First, 2023
 Lauren Flynn Best XI - First, 2023
 Taylor Huff Best XI - Second, 2023
 Cristina Roque Best XI - Third, 2023

ALL-ROOKIE TEAM

Tiffany McCarty First Team, 2008
 Kassey Kallman Second Team, 2010
 Kelsey Wys Second Team, 2010
 Nickolette Driesse Second Team, 2013
 Emma Koivisto First Team, 2014
 Cassie Miller First Team, 2014

WEEKLY HONORS

Tiffany McCarty Team of the Week (8/31/08)
 Jessica Price Team of the Week (9/7/09)
 Tiffany McCarty Team of the Week (9/28/09)
 Team of the Week (10/19/09)
 Ella Stephan Team of the Week (10/26/09)
 Jessica Price Team of the Week (12/16/09)
 Kelsey Wys Team of the Week (8/23/10)
 Rachel Lim Team of the Week (10/4/10)
 Toni Pressley Team of the Week (12/15/10)
 Kassey Kallman Team of the Week (12/22/10)
 Kassey Kallman Team of the Week (8/29/11)
 Tiffany McCarty Team of the Week (9/12/11)
 Team of the Week (9/26/11) & (11/29/11)
 Kelsey Wys Team of the Week (11/7/11)
 Tiana Brockway Team of the Week (11/14/11)
 Janice Cayman Team of the Week (11/21/11)
 Dagny Brynjarsdottir Team of the Week (11/29/11)
 Ines Jaurena Team of the Week (11/29/11)
 Kristin Grubka Player/Team of the Week (9/3/12)
 Tiana Brockway Team of the Week (9/17/12)
 Kassey Kallman Team of the Week (9/17/12)
 Ines Jaurena Team of the Week (9/17/12)
 Team of the Week (10/15/12)
 Casey Short Team of the Week (9/17/12)
 Kelsey Wys Team of the Week (10/3/12)
 Dagny Brynjarsdottir Team of the Week (10/29/12)
 Tiffany McCarty Team of the Week (11/19/12)
 Kirsten Crowley Team of the Week (9/3/13)
 Dagny Brynjarsdottir Team of the Week (9/3/13)
 Player/Team of the Week (11/25/13)
 Kristin Grubka Player/Team of the Week (9/17/13)
 Kelsey Wys Team of the Week (9/24/13)
 Megan Campbell Team of the Week (10/14/13)
 Kassey Kallman Team of the Week (11/13/13)
 Player/Team of the Week (12/3/13)
 Marta Bakowska-Mathews Team of the Week (12/3/13)

Kristin Grubka Team of the Week (8/26/14)
 Team of the Week (11/24/14)
 Dagny Brynjarsdottir Team of the Week (9/2/14)
 Team of the Week (10/14/14)
 Marta Bakowska-Mathews Team of the Week (9/15/14)
 Cheyna Williams Team of the Week (9/30/14)
 Team of the Week (12/1/14)
 Carson Pickett Team of the Week (11/10/14)
 Jamia Fields Team of the Week (12/1/14)
 Michaela Hahn Team of the Week (12/1/14)
 Kirsten Crowley Team of the Week (9/29/15)
 Team of the Week (12/1/15)
 Megan Connolly Team of the Week (9/8/15)
 Player/Team of the Week (9/29/15)
 Team of the Week (10/20/15)
 Team of the Week (12/1/15)
 Kaycie Tillman Team of the Week (10/6/15)

..... Team of the Week (12/1/15)
 Natalia Kuikka Team of the Week (11/10/15)
 Team of the Week (11/24/15)
 Michaela Hahn Team of the Week (12/1/15)
 Deyna Castellanos Team of the Week (8/23/16)
 Megan Connolly Team of the Week (11/8/16)
 Kirsten Crowley Team of the Week (10/25/16)
 Team of the Week (11/8/16)
 Natalia Kuikka Team of the Week (11/15/16)
 Kirsten Pavlisko Team of the Week (8/24/21)
 Jenna Nighswonger Team of the Week (9/28/21)
 Beata Olsson Team of the Week (10/5/21)
 Jaelin Howell Team of the Week (10/19/21)
 Jenna Nighswonger Team of the Week (11/22/22)
 Team of the Week (11/29/22)
 Lauren Flynn Team of the Week (11/15/22)
 Team of the Week (11/29/22)
 Clara Robbins Team of the Week (9/27/22)
 Jordynn Dudley Player of the Week (9/26/23)
 Team of the Week (11/21/23)
 Onyi Echegini Team of the Week (10/24/23)
 Team of the Week (11/7/23)
 Lauren Flynn Player of the Week (10/31/23)
 Team of the Week (11/28/23)
 Taylor Huff Team of the Week (8/21/23)
 Ran Iwai Team of the Week (11/14/23)
 Cristina Roque Team of the Week (11/21/23)
 Team of the Week (11/28/23)

SOCCER BUZZ

INDIVIDUAL ACCOLADES

Selin Kuralay Player of the Year Finalist, 2005
 Viola Odebrecht Player of the Year Finalist, 2005
 Selin Kuralay Player of the Year Finalist, 2006
 Katrin Schmidt Player of the Year Finalist, 2006
 Mami Yamaguchi Player of the Year Finalist, 2007
 Sanna Talonen Player of the Year Finalist, 2008
 Amanda DaCosta Player of the Year Finalist, 2008
 Amanda DaCosta Freshman of the Year, 2007
 Emma Breland Freshman of the Year Finalist, 2000
 Katrin Schmidt Freshman of the Year Finalist, 2005
 Sanna Talonen Freshman of the Year Finalist, 2007
 Tiffany McCarty Freshman of the Year Finalist, 2008
 Mark Krikorian Coach of the Year, 2005
 Patrick Baker Runner-Up Coach of the Year, 2000
 Patrick Baker Runner-Up Coach of the Year, 2003

ALL-AMERICANS

Emma Breland Third, 2000
 Cindy Schofield Honorable Mention, 2001
 Amber Tollefson Honorable Mention, 2001
 Cindy Schofield Third, 2002
 Leah Gallegos First, 2003
 Katie Beal Third, 2003
 Kelly Rowland Second, 2004
 Viola Odebrecht First, 2005
 India Trotter Second, 2005
 Selin Kuralay Third, 2005; First, 2006
 Katrin Schmidt Second, 2006
 India Trotter Second, 2006
 Mami Yamaguchi First, 2007
 Amanda DaCosta Second, 2007; First, 2008
 Becky Edwards Fourth, 2007
 Sanna Talonen First, 2008
 Sarah Wagenfuhr Second, 2008

FRESHMAN ALL-AMERICANS

Emma Breland First Team, 2000
 Katie Beal First Team, 2001
 Camie Bybee Second Team, 2001
 India Trotter First Team, 2003
 Julia Schnugg First Team, 2003
 Kelly Rowland Honorable Mention, 2003
 Sarah Wagenfuhr First Team, 2005
 Katrin Schmidt Second Team, 2005
 Mami Yamaguchi Honorable Mention, 2005
 Amanda DaCosta First Team, 2007
 Sanna Talonen First Team, 2007

Marissa Kazbour.....Fourth Team, 2007
 Erin McNulty.....Fourth Team, 2007
 Tiffany McCarty.....First Team, 2008
 Tori Huster.....Third Team, 2008

WEEKLY HONORS

Marte Vik Edvardsen Team of the Week (9/05/01)
 Camie Bybee.....Team of the Week (9/26/01)
 Cindy Schofield.....Team of the Week (10/10/01)
 Leah Gallegos.....Team of the Week (9/25/02)
 Cindy Schofield.....Team of the Week (10/30/02)
 Julia Schnugg.....Team of the Week (9/24/03)
 Leah Gallegos.....Team of the Week (10/15/03)
 Kelly Rowland.....Team of the Week (11/12/03)
 Camie Bybee.....Team of the Week (9/01/04)
 Kelly Rowland.....Team of the Week (9/21/04)
 Team of the Week (10/13/04)
 Mami Yamaguchi.....Team of the Week (8/30/06)
 Katrin Schmidt.....Team of the Week (10/10/06)
 Ali Mims.....Team of the Week (11/7/06)
 Becky Edwards.....Team of the Week (10/1/07)
 Katrin Schmidt.....Team of the Week (10/8/07)
 Mami Yamaguchi.....Team of the Week (10/29/07)
 Amanda DaCosta.....Team of the Week (11/5/07)
 Tiffany McCarty.....Team of the Week (8/25/08)
 Team of the Week (10/13/08)
 Sarah Wagenfuhr.....Team of the Week (9/29/08)
 Sanna Talonen.....Team of the Week (10/27/08)

NCAA - COLLEGE CUP

India Trotter.....All-Tournament Team, 2003, 2005, 2006
 Kelly Rowland.....All-Tournament Team, 2006
 Mami Yamaguchi.....All-Tournament Team, 2007
 Amanda DaCosta.....All-Tournament Team, 2007
 Sanna Talonen.....All-Tournament Team, 2007
 Tori Huster.....All-Tournament Team, 2011
 Tiffany McCarty.....All-Tournament Team, 2012
 Jamia Fields.....Most Outstanding Player-Offense, 2013
 All-Tournament Team, 2013
 Kristin Grubka.....All-Tournament Team, 2013
 Kelsey Wys.....All-Tournament Team, 2013
 Dagny Brynjarsdottir.....All-Tournament Team, 2014
 Jamia Fields.....All-Tournament Team, 2014
 Kristin Grubka.....All-Tournament Team, 2014
 Cassie Miller.....All-Tournament Team, 2014
 Isabella Schmid.....All-Tournament Team, 2014
 Cheyna Williams.....Most Outstanding Player-Offense, 2014
 All-Tournament Team, 2014
 All-Tournament Team, 2015
 Megan Connolly.....All-Tournament Team, 2015
 Deyna Castellanos.....All-Tournament Team, 2018
 Yujie Zhao.....All-Tournament Team, 2018, 2020, 2021
 Jaelin Howell.....All-Tournament Team, 2018, 2021
 2018 Most Outstanding Defensive Player
 Jenna Nighswonger.....All-Tournament Team, 2020
 Clara Robbins.....All-Tournament Team, 2020
 Emily Madril.....All-Tournament Team, 2020, 2021

2021 Most Outstanding Offensive Player
 Cristina Roque.....All-Tournament Team, 2021
 2021 Most Outstanding Defensive Player
 Jordynn Dudley.....2023 All-Tournament Team
 2023 Most Outstanding Offensive Player
 Lauren Flynn.....2023 All-Tournament Team
 2023 Most Outstanding Defensive Player
 Jody Brown.....2023 All-Tournament Team
 Taylor Huff.....2023 All-Tournament Team
 Leilanni Nesbeth.....2023 All-Tournament Team

NCAA - ELITE 89 AWARD

Kacy Scarpa.....2014

NCAA - ELITE 90 AWARD

Gabby Carle.....2018, 2021
 Kristina Lynch.....2020
 Beata Olsson.....2022

REGIONAL HONORS

NSCAA/UNITED SOCCER COACHES ALL-REGION

Melissa Juhl.....Second, 1996
 Emma Breland.....Second, 2000
 Sarah Crawford.....Third, 2000
 Rachael Watkin.....Third, 2000
 Cindy Schofield.....Second, 2001; Second, 2002
 Amber Tollefson.....Second, 2001
 Leah Gallegos.....First, 2003
 Katie Beal.....Second, 2003
 Kristin Boyce.....Third, 2003
 Joy McKenzie.....Third, 2003
 Kelly Rowland.....Second, 2004; Second, 2005; First, 2006
 Julia Schnugg.....Third, 2004
 Joy McKenzie.....Third, 2004
 India Trotter.....Third, 2004; First, 2005; First, 2006
 Viola Odebrecht.....First, 2005
 Selin Kuralay.....First, 2005; First, 2006
 Sarah Wagenfuhr.....Second, 2005; Second, 2006; First, 2008
 Katrin Schmidt.....Second, 2006
 Mami Yamaguchi.....First, 2007
 Becky Edwards.....First, 2007; First, 2008; First, 2009
 Amanda DaCosta.....Second, 2007; First, 2008
 Second, 2009; First, 2010
 Sanna Talonen.....First, 2008
 Tiffany McCarty.....Second, 2008; First, 2009
 First, 2011; Second, 2012
 Toni Pressley.....Second, 2009; First, 2010
 Jessica Price.....Third, 2009
 Tori Huster.....Third, 2010; First, 2011
 Ines Jaurena.....First, 2011; First, 2012
 Dagny Brynjarsdottir.....First, 2012; First, 2013; First, 2014
 Kassey Kallman.....Second, 2012; First, 2013
 Casey Short.....Second, 2012
 Kelsey Wys.....Second, 2012; Second, 2013
 Kristin Grubka.....First, 2013; First, 2014
 Megan Campbell.....Second, 2013
 Cheyna Williams.....First, 2014
 Cassie Miller.....Third, 2014; Second, 2015; First, 2016
 Megan Connolly.....First, 2015
 Kirsten Crowley.....Third, 2015; First, 2016
 Michaela Hahn.....Third, 2015
 Deyna Castellanos.....First, 2016; First, 2017; First 2018; First, 2019
 Natalia Kuikka.....First, 2016; Second, 2017; First 2018
 Kaycie Tillman.....First, 2016
 Yujie Zhao.....First, 2018, 2020, 2021; Third, 2019
 Jaelin Howell.....Third, 2018; Second, 2019; First, 2020, 2021
 Malia Berkely.....First, 2019; First, 2020
 Emily Madril.....First, 2020, 2021
 Cristina Roque.....Second, 2020
 Beata Olsson.....First, 2021
 Cristina Roque.....First, 2022
 Jenna Nighswonger.....First, 2022
 Jody Brown.....First, 2022
 Clara Robbins.....Second, 2022
 Onyi Echegini.....First, 2023
 Taylor Huff.....First, 2023
 Jody Brown.....First, 2023
 Jordynn Dudley.....First, 2023
 Cristina Roque.....Second, 2023

INDIVIDUAL ACCOLADES

Mark Krikorian.....SE Coach of the Year, 2005
 Mick Statham.....SE Asst Coach of the Year, 2005
 Mark Krikorian.....SE Coach of the Year, 2009
 Mark Krikorian.....SE Coach of the Year, 2012
 Mark Krikorian.....SE Coach of the Year, 2014
 Mike Bristol.....SE Asst Coach of the Year, 2014
 Morinao ImaizumiSE Asst Coach of the Year, 2015

ACADEMIC ALL-REGION

India Trotter.....First, 2005
 Katrin Schmidt.....First, 2007; Third, 2008
 Kirsten van de Ven.....First, 2007
 Becky Edwards.....First, 2008; First, 2009
 Marissa Kazbour.....Honorable Mention, 2009
 Casey Short.....First, 2010
 Janice Cayman.....Second, 2010
 Tori Huster.....Second, 2010; First, 2011
 Ella Stephan.....Second, 2010; Second, 2011
 Janice Cayman.....Second, 2011
 Tiana Brockway.....Third, 2011; Third, 2012
 Kassey Kallman.....First, 2012; First, 2013
 Casey Short.....First, 2012
 Dagny Brynjarsdottir.....First, 2014
 Michaela Hahn.....Third, 2014
 Isabella Schmid.....Third, 2014
 Kirsten Crowley.....First, 2016
 Emma Koivisto.....Third, 2017
 Malia Berkely.....First, 2020
 Clara Robbins.....Second, 2020

SOCCER BUZZ SOUTHEAST ALL-REGION

INDIVIDUAL ACCOLADES

Patrick Baker.....Coach of the Year, 2000
 Emma Breland.....Freshman of the Year, 2000
 Patrick Baker.....Runner-Up Coach of the Year, 2003
 Mark Krikorian.....Coach of the Year, 2005
 Mami Yamaguchi.....Player of the Year, 2007
 Amanda DaCosta.....Freshman of the Year, 2007
 Tiffany McCarty.....Freshman of the Year, 2008

SOUTHEAST ALL-REGION

Emma Breland.....First, 2000
 Sarah Crawford.....Second, 2000
 Marte Vik Edvardsen.....Second, 2000
 Rachael Watkin.....Second, 2000
 Cindy Schofield.....First, 2001; First, 2002
 Amber Tollefson.....First, 2001; Third, 2002
 Katie Beal.....Third, 2001; First, 2003
 Kristin Boyce.....Third, 2001; Third, 2002



Leah Gallegos	First, 2003
Joy McKenzie	Second, 2003
India Trotter ...	Second, 2003; Second, 2004; First, 2006
Kelly Rowland	First, 2004; Third, 2005; Second, 2006
Joy McKenzie	Second, 2004
Julia Schnugg	Second, 2004
Sara Wagenfuhr	Second, 2005
Katrin Schmidt.....	Third, 2005; First, 2006; Second, 2007
Selin Kuralay	First, 2006
Ali Mims	Second, 2006
Mami Yamaguchi	Third, 2006; First, 2007
Amanda DaCosta	First, 2007; First, 2008
Becky Edwards	First, 2007; First, 2008
Sanna Talonen	Second, 2007; First, 2008
Sarah Wagenfuhr	First, 2008

ALL-FRESHMAN

Danielle Foard	All-Freshman, 1997
Emma Breland	All-Freshman, 2000
Katie Beal	All-Freshman, 2001
Camie Bybee	All-Freshman, 2001
Leah Gallegos	All-Freshman, 2002
Kelly Rowland	All-Freshman, 2003
India Trotter	All-Freshman, 2003
Julia Schnugg	All-Freshman, 2003
Becky Edwards	All-Freshman, 2006
Amanda DaCosta	All-Freshman, 2007
Sanna Talonen	All-Freshman, 2007
Marissa Kazbour	All-Freshman, 2007
Erin McNulty	All-Freshman, 2007
Tori Huster	All-Freshman, 2008
Tiffany McCarty	All-Freshman, 2008
Casey Short	All-Freshman, 2008
Ella Stephan	All-Freshman, 2008

CoSIDA/CAPITAL ONE ACADEMIC ALL-DISTRICT

India Trotter	First, 2005
Kelly Rowland	Third, 2005
Holly Peltzer	Third, 2005
Katrin Schmidt.....	Third, 2006; Second, 2007; Third, 2008
Mami Yamaguchi	Third, 2006
Becky Edwards... First, 2007; Second, 2008; First, 2009	
Kirsten van de Ven	Second, 2007
Sanna Talonen	Second, 2008
Marissa Kazbour	Third, 2008; Third, 2009
Lauren Switzer	Third, 2008
Tori Huster	Second, 2009; Second, 2010; First, 2011
Erin McNulty	Third, 2009
Kassey Kallman.....	First, 2011; First, 2012; First, 2013
Janice Cayman	Second, 2011
Casey Short	First, 2012
Dagny Brynjarsdottir	First, 2014
Kirsten Crowley	First, 2015
Michaela Hahn	First, 2015
Emma Koivisto	First, 2015; First, 2017
Isabella Schmid	First, 2015
Cheyne Williams	First, 2015
Gabby Carle	2019, 2021
Kristina Lynch	2019, 2021
Jenna Nighswonger	2022

SOCCERFLA.COM

India Trotter Florida Player of the Year - 2005, 2006

WEEKLY HONORS

Tiffany McCarty.....Player of the Week (8/31/08)

COLLEGE SPORTS TELEVISION

Leah Gallegos..... Second All-American, 2003

SOCCER TIMES

ALL-AMERICANS

Leah Gallegos	Second, 2003
Katie Beal	Honorable Mention, 2003
India Trotter	Honorable Mention, 2003

ACC HONORS

ACC OFFENSIVE PLAYER OF THE YEAR

Mami Yamaguchi	2007
Tiffany McCarty	2009
Dagny Brynjarsdottir	2014
Deyna Castellanos	2019
Onyi Echegini	2023

ACC MIDFIELDER OF THE YEAR

Deyna Castellanos	2019
Jaelin Howell	2020, 2021

ACC DEFENSIVE PLAYER OF THE YEAR

Kassey Kallman	2013
Kristin Grubka	2014
Malia Berkely	2019, 2020
Emily Madril	2021

ACC GOALKEEPER OF THE YEAR

Cristina Roque	2022
----------------------	------

ACC FRESHMAN OF THE YEAR

Tiffany McCarty	2008
Megan Connolly	2015
Yujie Zhao	2018
Jordynn Dudley	2023

ACC COACH OF THE YEAR

Mark Krikorian	2005, 2009, 2012, 2014, 2020
Brian Pensky	2023

ACC TOURNAMENT MVP

Kelsey Wys	2011
Kassey Kallman	2013
Dagny Brynjarsdottir	2014
Natalia Kuikka	2015
Natalia Kuikka	2016
Clara Robbins	2020, 2021
Jenna Nighswonger	2022
Onyi Echegini	2023

ACC SCHOLAR-ATHLETE OF THE YEAR

Tori Huster	2011
Kassey Kallman	2013
Dagny Brynjarsdottir	2014
Gabby Carle	2021
Jenna Nighswonger	2022

ALL-ACC

Melissa Juhl	Second, 1996
Emma Breland	First, 2000
Cindy Schofield	First, 2001; First, 2002
Amber Tollefson	Second, 2001
Kristin Boyce	First, 2003
Leah Gallegos	First, 2003
Joy McKenzie	First, 2004
India Trotter	First, 2004; First, 2005; First, 2006
Kelly Rowland	Second, 2004; Second, 2006
Julia Schnugg	Second, 2004
Selin Kuralay	First, 2005; First, 2006
Viola Odebrecht	First, 2005
Katrin Schmidt	First, 2006
Mami Yamaguchi	First, 2007
Amanda DaCosta	Second, 2007; First, 2008
Sanna Talonen	Second, 2009; First, 2010
Sarah Wagenfuhr	First, 2008
Becky Edwards	Second, 2008; First, 2009
Tiffany McCarty	First, 2009; First, 2011; Second,

2012

Toni Pressley	Second, 2009; First, 2010
Jessica Price	Second, 2009
Tori Huster	Second, 2010; First, 2011
Ines Jaurena	Second, 2010
Kassey Kallman	Second, 2010; First, 2012; First, 2013
Kelsey Wys	Second, 2010; First, 2012; Second, 2013
Casey Short	Second, 2010; Second, 2012
Ines Jaurena	First, 2011; First, 2012
Dagny Brynjarsdottir	Second, 2012; First, 2013; First, 2014
Megan Campbell	Second, 2013; Second, 2015
Kristin Grubka	Second, 2013; First, 2014
Jamia Fields	Second, 2014
Cassie Miller	Second, 2014; Second, 2015; Second, 2016
Isabella Schmid	Third, 2014
Berglind Thorvaldsdottir	Third, 2014
Megan Connolly	First, 2015
Cheyne Williams	First, 2015
Kirsten Crowley	Second, 2015; First, 2016
Emma Koivisto	Third, 2015; Third, 2016
Carson Pickett	Third, 2015
Michaela Hahn	Third, 2015
Deyna Castellanos	Second, 2016; First, 2017; First 2018; First, 2019
Megan Connolly	Second, 2016
Natalia Kuikka	Second, 2016; First, 2017; Second, 2018
Gloriana Villalobos	Third, 2017
Yujie Zhao	First, 2018; First 2019; First 2020
Jaelin Howell	Second, 2018; First 2019, 2020, 2021
Malia Berkely	Third, 2018; First 2019; First 2020
Emily Madril	Second 2020; First 2021
Clara Robbins	Second 2020, 2021, 2022
Cristina Roque	Second 2020; First 2022; Second 2023
Jenna Nighswonger	Third 2020; First 2022
Gabby Carle	Second 2021
Beata Olsson	Second 2021; Third 2022; Third 2023
Jody Brown	Third 2021; First 2022; First 2023
Onyi Echegini	Second 2022; First 2023
Leilanni Nesbeth	Second 2022; Second 2023
Heather Payne	Third 2022
Jordynn Dudley	First 2023
Taylor Huff	Second, 2023

ALL-ACC FRESHMAN TEAM

Emma Breland	2000
Katie Beal	2001
Camie Bybee	2001
Jez Ratliff	2001
Leah Gallegos	2002
Julia Schnugg	2003
India Trotter	2003
Libby Ganeskis	2004
Sara Wagenfuhr	2005
Katrin Schmidt	2005
Mami Yamaguchi	2005
Becky Edwards	2006
Amanda DaCosta	2007
Tori Huster	2008
Tiffany McCarty	2008
Casey Short	2008
Ines Jaurena	2009
Kassey Kallman	2010
Dagny Brynjarsdottir	2011
Jamia Fields	2011
Carson Pickett	2012
Isabella Schmid	2012
Nickolette Driesse	2013
Emma Koivisto	2014
Megan Connolly	2015
Kaycie Tillman	2015
Natalia Kuikka	2015
Deyna Castellanos	2016

Malia Berkely.....	2016
Kristen McFarland.....	2016
Gloriana Villalobos.....	2017
Yujie Zhao.....	2018
Jaelin Howell.....	2018
Jenna Nighswonger.....	2019
Heather Payne.....	2019
Jody Brown.....	2020
Cristina Roque.....	2020
Kaitlyn Zipay.....	2020
Mia Justus.....	2021
Maria Alagoa.....	2021
Heather Gilchrist.....	2022
Jordynn Dudley.....	2023
Mimi Van Zanten.....	2023

ACC ALL-TOURNAMENT TEAM

Sarah Crawford.....	2000
Rachael Watkin.....	2000
Katie Beal.....	2001
Heather Dyche.....	2001
Amber Tollefson.....	2001
Katie Beal.....	2003
Joy McKenzie.....	2003
Kelly Rowland.....	2003
Leah Gallegos.....	2003
Holly Peltzer.....	2005
Ali Mims.....	2006
Kelly Rowland.....	2006
India Trotter.....	2006
Mami Yamaguchi.....	2006
Amanda DaCosta.....	2007
Katrin Schmidt.....	2007
Lauren Switzer.....	2007
Mami Yamaguchi.....	2007
Amanda DaCosta.....	2009
Becky Edwards.....	2009
Tiffany McCarty.....	2009
Jessica Price.....	2009
Janice Cayman.....	2011
Tiffany McCarty.....	2011
Toni Pressley.....	2011
Jessica Price.....	2011
Kelsey Wys.....	2011
Dagny Brynjarsdottir.....	2012
Tiffany McCarty.....	2012
Dagny Brynjarsdottir.....	2013
Kristin Grubka.....	2013
Kassey Kallman.....	2013
Isabella Schmid.....	2013
Kelsey Wys.....	2013
Dagny Brynjarsdottir.....	2014
Megan Campbell.....	2014
Jamia Fields.....	2014
Carson Pickett.....	2014
Cheyne Williams.....	2014
Natalia Kuikka.....	2015
Megan Connolly.....	2015
Cheyne Williams.....	2015
Kirsten Crowley.....	2015
Natalia Kuikka.....	2016
Kirsten Crowley.....	2016
Megan Connolly.....	2016
Cassie Miller.....	2016
Deyna Castellanos.....	2019
Clara Robbins (MVP).....	2020, 2021
Jaelin Howell.....	2020
Jenna Nighswonger.....	2020, 2022 (MVP)
Malia Berkely.....	2020
Cristina Roque.....	2020, 2021, 2023
Maria Alagoa.....	2021
Lauren Flynn.....	2021
Emily Madril.....	2021
Jody Brown.....	2022
Onyi Echegini.....	2022, 2023 (MVP)
Beata Olsson.....	2022, 2023
Jordynn Dudley.....	2023
Mimi Van Zanten.....	2023

ACC STATISTICAL LEADERS

Cindy Schofield.....	17 Goals, 2001
Leah Gallegos.....	7 GWG, 2003
Mami Yamaguchi.....	66 points, 2007
Mami Yamaguchi.....	2.44 points per game, 2007
Mami Yamaguchi.....	24 goals, 2007
Mami Yamaguchi.....	0.89 goals per game, 2007
Mami Yamaguchi.....	18 assists, 2007
Mami Yamaguchi.....	0.67 assists per game, 2007
Sanna Talonen.....	6 GWG, 2007
Jessica Price.....	42 points, 2009
Jessica Price.....	1.68 points per game, 2009
Tiffany McCarty.....	17 goals, 2009
Tiffany McCarty.....	0.68 goals per game, 2009
Jessica Price.....	8 GWG, 2009
Kelsey Wys.....	91 saves, 2010
Kelsey Wys.....	12 shutouts, 2010
Kelsey Wys.....	0.55 shutouts per game, 2010
Kelsey Wys.....	843 save percentage, 2010
Kelsey Wys.....	830 save percentage, 2012
Kelsey Wys.....	10 shutouts, 2012
Kelsey Wys.....	818 save percentage, 2013
Kelsey Wys.....	15 shutouts, 2013
Kelsey Wys.....	0.54 shutouts per game, 2013
Dagny Brynjarsdottir.....	3.78 shots per game, 2014
Dagny Brynjarsdottir & Cheyna Williams.....	5 GWG, 2014
Cassie Miller.....	0.34 GAA, 2014
Cassie Miller.....	19 shutouts, 2014
Cassie Miller.....	0.73 shutouts per game, 2014
Megan Connolly.....	5 GWG, 2016
Cassie Miller.....	0.40 GAA, 2016
Cassie Miller.....	13 shutouts, 2016
Deyna Castellanos.....	114 Shots, 2018
Brooke Bollinger.....	0.50, Shutouts per game, 2018
Jenna Nighswonger.....	16 assists, 2022
Jenna Nighswonger.....	0.73 assists per game, 2022
Onyi Echegini.....	16 Goals, 2023
Jordynn Dudley.....	5 GWG, 2023
Jordynn Dudley.....	37PTS, 2023
Onyi Echegini.....	37PTS, 2023
Cristina Roque.....	0.609 SHO/G, 2023

ACC PLAYER OF THE WEEK

Oct. 21, 1996.....	Melissa Juhl
Oct. 19, 1998.....	Jill Ford
Sept. 24, 2001.....	Amber Tollefson
Oct. 8, 2001.....	Cindy Schofield
Nov. 5, 2001.....	Cindy Schofield
Sept. 23, 2002.....	Leah Gallegos
Oct. 14, 2003.....	Leah Gallegos
Sept. 20, 2004.....	Julia Schnugg
Oct. 11, 2004.....	Joy McKenzie
Sept. 12, 2005.....	Selin Kuralay
Sept. 19, 2005.....	Holly Peltzer
Oct. 31, 2005.....	Selin Kuralay
Aug. 28, 2006.....	Mami Yamaguchi
Oct. 21, 2008.....	Sanna Talonen
Nov. 4, 2008.....	Sanna Talonen
Sept. 8, 2009.....	Jessica Price
Sept. 22, 2009.....	Toni Pressley
Sept. 29, 2009.....	Tiffany McCarty
Oct. 20, 2009.....	Tiffany McCarty
Oct. 27, 2009.....	Ella Stephan
Oct. 4, 2010.....	Rachel Lim
Sept. 6, 2011.....	Jessica Price
Sept. 13, 2011.....	Tiffany McCarty
Aug. 28, 2012.....	Kelsey Wys
Sept. 4, 2012.....	Kristin Grubka
Sept. 18, 2012.....	Kelsey Wys
Oct. 2, 2012.....	Dagny Brynjarsdottir
Sept. 3, 2013.....	Kirsten Crowley
Sept. 24, 2013.....	Kelsey Wys
Nov. 5, 2013.....	Marta Bakowska-Mathews
Sept. 15, 2014.....	Marta Bakowska-Mathews
Oct. 28, 2014.....	Dagny Brynjarsdottir
Aug. 25, 2015.....	Kirsten Crowley (Defensive)

Sept. 8, 2015.....	Megan Connolly (Offensive)
Sept. 29, 2015.....	Kirsten Crowley (Defensive)
Sept. 29, 2015.....	Megan Connolly (Offensive)
Oct. 13, 2015.....	Cassie Miller (Defensive)
Aug. 23, 2016.....	Cassie Miller (Defensive)
Sept. 13, 2016.....	Kirsten Crowley (Defensive)
Oct. 25, 2016.....	Cassie Miller (Defensive)
Oct. 1, 2019.....	Deyna Castellanos (Offensive)
Nov. 5, 2019.....	Deyna Castellanos (Offensive)
Oct. 20, 2020.....	Clara Robbins (Co-Offensive)
Nov. 3, 2020.....	Cristina Roque (Defensive)
Aug. 24, 2021.....	Jaelin Howell (Defensive)
Sept. 13, 2021.....	Emily Madril (Defensive)
Sept. 28, 2021.....	Emily Madril (Defensive)
Oct. 5, 2021.....	Beata Olsson (Offensive)
Sept. 20, 2021.....	Onyi Echegini (Offensive)
Oct. 11, 2021.....	Cristina Roque (Co-Defensive)
Nov. 1, 2021.....	Onyi Echegini (Offensive)
Aug. 22, 2023.....	Taylor Huff (Offensive)
Oct. 10, 2023.....	Ran Iwai (Defensive)
Oct. 17, 2023.....	Onyi Echegini (Offensive)
Oct. 24, 2023.....	Onyi Echegini (Offensive)
Oct. 31, 2023.....	Lauren Flynn (Defensive)

ACC ALL-ACADEMIC TEAM

By Year:	
2005.....	3
2006.....	4
2007.....	6
2008.....	4
2009.....	6
2010.....	7
2011.....	8
2012.....	7
2013.....	5
2014.....	7
2015.....	9
2016.....	4
2017.....	3
2018.....	6
2019.....	5
2020.....	10
2021.....	10
2022.....	13
2023.....	8

By Name:

Gabby Carle (4).....	2018, 2019, 2020, 2021
Becky Edwards (4).....	2006, 2007, 2008, 2009
Kassey Kallman (4).....	2010, 2011, 2012, 2013
Emma Koivisto (4).....	2014, 2015, 2016, 2017
Kristina Lynch (4).....	2018, 2019, 2020, 2021
Cristina Roque (4).....	2020, 2021, 2022, 2023
Katrin Schmidt (4).....	2005, 2006, 2007, 2008

Malia Berkley (3).....	2018, 2019, 2020
Megan Campbell (3).....	2013, 2014, 2015
Lauren Flynn (3).....	2021, 2022, 2023
Tori Huster (3).....	2009, 2010, 2011
Marissa Kazbour (3).....	2007, 2008, 2009
Natalia Kuikka (3).....	2015, 2016, 2018
Jenna Nighswonger (3).....	2019, 2021, 2022
Beata Olsson (3).....	2021, 2022, 2023
Jessica Price (3).....	2009, 2011, 2012
Kaycie Tillman (3).....	2015, 2016, 2017

Maria Alagoa (2).....	2021, 2022
Tiana Brockway (2).....	2011, 2012
Dagny Brynjarsdottir (2).....	2013, 2014
Janice Cayman (2).....	2010, 2011
Kirsten Crowley (2).....	2015, 2016
Dallas Dorosy (2).....	2017, 2018
Jamia Fields (2).....	2011, 2012
Olivia Garcia (2).....	2022, 2023
Heather Gilchrist (2).....	2022, 2023
Kristin Grubka (2).....	2013, 2014
Ran Iwai (2).....	2022, 2023
Ines Jaurena (2).....	2010, 2012

Emily Madril (2).....2020, 2021
 Tiffany McCarty (2).....2009, 2012
 Erin McNulty (2).....2007, 2009
 Sophia Nguyen (2).....2022, 2023
 Kirsten Pavlisko (2).....2020, 2021
 Carson Pickett (2).....2014, 2015
 Clara Robbins (2).....2021, 2022
 Isabella Schmid (2).....2014, 2015
 Casey Short (2).....2010, 2012
 Sanna Talonen (2).....2007, 2008
 Kirsten van de Ven (2).....2006, 2007
 Cheyna Williams (2).....2014, 2015
 Kelsey Wys (2).....2010, 2011
 Kaitlyn Zipay (2).....2020, 2023

Emma Bissell (1).....2022
 Jody Brown (1).....2020
 Amanda DaCosta (1).....2010
 Nickolette Driesse (1).....2013
 Michaela Hahn (1).....2015
 Kristen McFarland (1).....2018
 Ali Mims (1).....2005
 Leilanni Nesbeth (1).....2022
 Viola Odebrecht (1).....2005
 Heather Payne (1).....2020
 Kelly Rowland (1).....2006
 Ella Stephan (1).....2011

ACC ACADEMIC HONOR ROLL

Six-Time Honoree

Jessica Price 2007, 2008, 2009, 2010, 2011, 2012
 Clara Robbins 2016, 2017, 2018, 2019, 2020, 2021

Five-Time Honoree

Kirsten Crowley.....2012, 2013, 2014, 2015, 2016
 Kristen McFarland.....2016, 2017, 2018, 2019, 2020
 Casey Short.....2008, 2009, 2010, 2011, 2012

Four-Time Honoree

Malia Berkely.....2017, 2018, 2019, 2020
 Dagny Brynjarsdottir.....2011, 2012, 2013, 2014
 Gabby Carle.....2017, 2018, 2019, 2020
 Kimmy Diaz.....2006, 2007, 2008, 2009
 Heather Dyche.....1998, 1999, 2000, 2001
 Lauren Flynn.....2020, 2021, 2022, 2023
 Jenny Garcia.....1999, 2000, 2001, 2002
 Haylie Grant.....2014, 2015, 2016, 2017
 Michaela Hahn.....2012, 2013, 2014, 2015
 Ashley Halter.....1997, 1998, 1999, 2000
 Ari Hudson.....2014, 2015, 2016, 2017
 Tori Huster.....2008, 2009, 2010, 2011
 Ran Iwai.....2020, 2021, 2022, 2023
 Emma Koivisto.....2014, 2015, 2016, 2017
 Janine Lavoie.....1995, 1996, 1997, 1998
 Kristina Lynch.....2018, 2019, 2020, 2021
 Emily Madril.....2017, 2019, 2020, 2021
 Erin McNulty.....2007, 2008, 2009, 2010
 Gianna Mitchell.....2018, 2019, 2020, 2021
 April Murphy.....1997, 1998, 1999, 2000
 Leilanni Nesbeth.....2019, 2020, 2021, 2022
 Jenna Nighswonger.....2019, 2020, 2021, 2022
 Cristina Roque.....2020, 2021, 2022, 2023
 Isabella Schmid.....2012, 2013, 2014, 2015
 Katrin Schmidt.....2005, 2006, 2007, 2008
 Ella Stephan.....2008, 2009, 2010, 2011
 Kaitlyn Zipay.....2020, 2021, 2022, 2023

Three-Time Honoree

Marta Bakowska-Mathews.....2012, 2013, 2014
 Olivia Bergau.....2015, 2016, 2017
 Kristin Boyce.....2001, 2002, 2003
 Tiana Brockway.....2010, 2011, 2012
 Jessica Driscoll.....1995, 1996, 1997
 Becky Edwards.....2006, 2007, 2008
 Macayla Edwards.....2015, 2016, 2017
 Kristin Grubka.....2012, 2013, 2014
 Ines Jaurena.....2009, 2010, 2012
 Marissa Kazbour.....2007, 2008, 2009

Lauren Lynch.....1995, 1996, 1998
 Tiffany McCarty.....2008, 2009, 2012
 Beata Olsson.....2021, 2022, 2023

Kirsten Pavlisko.....2019, 2020, 2021
 Heather Payne.....2019, 2020, 2021
 Carson Pickett.....2013, 2014, 2015
 Jez Ratliff.....2001, 2003, 2004
 Kaycie Tillman.....2015, 2016, 2017
 Amber Tollefson.....2001, 2002, 2003
 Janna Walkup.....1995, 1997, 1998
 Rachael Watkin.....1997, 1998, 2000

Two-Time Honoree

Maria Alagoa.....2021, 2022
 Katie Beal.....2001, 2003
 Jessica Bell.....2002, 2003
 Emma Bissell.....2021, 2022
 Brooke Bollinger.....2018, 2019
 Jordan Bryant.....2004, 2005
 Megan Campbell.....2013, 2015
 CC Cobb.....2010, 2011
 Alyssa Conarton.....2019, 2020
 Sarah Crawford.....1999, 2000
 Sarah Deacon.....1999, 2000
 Dallas Dorosy.....2015, 2017
 Maren Vik Edvardsen.....1999, 2001
 Jamie Fields.....2011, 2012
 Holly Fritz.....2015, 2016
 Olivia Garcia.....2022, 2023
 Tori George.....2000, 2001
 Libby Gianceskis.....2004, 2005
 Heather Gilchrist.....2022, 2023
 Jamie Gurtov.....1998, 1999
 Caroline Jeffers.....2018, 2019
 Meredith Jones.....1999, 2000
 Kassey Kallman.....2010, 2012
 Olivia Lebdaoui.....2022, 2023
 Rachel Lim.....2007, 2009
 Katie Lunn.....1996, 1997
 Margo McAuley.....2007, 2008
 Rachel McDowell.....2003, 2004
 Ali Mims.....2001, 2004
 Tifani Mullen.....2009, 2010
 Sophia Nguyen.....2022, 2023
 Molly Nye.....1996, 1998
 Christy Peacock.....1999, 2001
 Holly Peltzer.....2004, 2007
 Erin Preston.....2002, 2003
 Kelly Rowland.....2004, 2006
 Melissa Samokishyn.....2004, 2005
 Kacy Scarpa.....2012, 2013
 Nicole Sedgwick.....1996, 1997
 Sally Shelgren.....1997, 1998
 Jacki Stradtman.....1995, 1996
 Lauren Switzer.....2007, 2009
 Makala Thomas.....2019, 2020
 Jessica Vaccaro.....2004, 2005
 Kirsten van de Ven.....2005, 2006
 Cheyna Williams.....2014, 2015
 Kelsey Wys.....2009, 2010
 Kerry York.....2001, 2002
 Susanna Zorn.....2008, 2009

One-Time Honoree

Tori Abnathy.....2012
 Katie Bolinsky.....2008
 Erin Brown.....2002
 Jody Brown.....2020
 Camie Bybee.....2001
 Marion Cagle.....2001
 Janice Cayman.....2010
 Taryn Cervi.....1997
 Megan Connolly.....2017
 Amanda DaCosta.....2009
 Melina Descary.....2022
 Leslie Del Rio.....1999
 Stephanie Dietrich.....1997
 Nickolette Driesse.....2013
 Marte Vik Edvardsen.....2001
 Danielle Foard.....1997

Ashlee Fontes.....2002
 Jill Ford.....1998
 Ansley Gascoigne.....1999
 Katya Gokhman.....2010
 Janey Hallberg.....1999
 Taylor Hallmon.....2017
 Kahlia Hogg.....2012
 Jaelin Howell.....2021
 Kelly Huff.....1995
 Taylor Huff.....2023
 Iraia Iturregi.....2006
 Elin Jensen.....2015
 Jordan Johnson.....2010
 Kim Johnson.....1998
 Melissa Juhl.....1998
 Ali Kalayjian.....2019
 Nora Kervroedan.....2012
 Heidi Kollanen.....2016
 Natalia Kuikka.....2016
 Selin Kuralay.....2005
 Julie Lancos.....2008
 Erica Lewis.....2002
 Brittany Marriott.....2007
 Trish Martin.....1999
 Helena Mastrogianis.....2004
 Joy McKenzie.....2001
 Niki Mercier.....2009
 Cassie Miller.....2016
 Kate Milstead.....2007
 Megan Morgan.....2021
 Abbey Newton.....2019
 Viola Odebrecht.....2005
 Alexandra Osorio.....1998
 Anna Patten.....2017
 Kelley Poole.....1996
 Toni Pressley.....2011
 Natalie Punal.....2011
 Taylor Radecki.....2019
 Katie Riley.....2011
 Kelly Robinson.....1999
 Cindy Schofield.....2001
 Maike Seuren.....2006
 Katherine Spicer.....1998
 Alyssa Stadeker.....2021
 Colette Swensen.....2006
 Maggie Taitano.....2023
 Katie Talley.....2001
 Sanna Talonen.....2007
 Addie Todd.....2023
 India Trotter.....2004
 Sarah Wagenfuhr.....2007
 Melissa Wheeler.....2006
 Mami Yamaguchi.....2005
 Jennifer Yocca.....1995

ACC WEAVER-JAMES-CORRIGAN POSTGRADUATE SCHOLARSHIP AWARD RECIPIENTS

Jez Ratliff.....2005
 Kelly Rowland.....2006
 Tiana Brockway.....2012
 Gabby Carle.....2021

FSU HALL OF FAME

Cindy Schofield.....2013
 India Trotter.....2017
 Mami Yamaguchi.....2018
 Kelly Rowland.....2023
 Tiffany McCarty.....2023



LEAH GALLEGOS **2003 - SOCCER BUZZ**

Leah Gallegos made Florida State history in 2003 becoming the first Seminole to garner first team All-America honors. The distinction was well deserved as she played a vital role in leading Florida State to its first College Cup appearance scoring golden goals in back-to-back overtime victories over Auburn and West Virginia in the second and third rounds, respectively. Gallegos started all 26 games for the Garnet and Gold in 2003 finishing her sophomore campaign with 39 points on 18 goals and three assists. It was a record breaking season for the Los Angeles, Calif., native as she established single-season school records for goals (18), game-winning goals (7), multi-goal games (5), shots (109) and shots on goal (60). She tied an FSU single-game record on October 27 with four goals and eight points in a win over Florida Atlantic. Following her second year at Florida State, Gallegos had scored more goals in her first two seasons (25) than any other player in school history. She went on to garner first team All-ACC accolades, while becoming the first Florida State player to receive All-America honors from the NSCAA (Third Team).



VIOLA ODEBRECHT **2005 - SOCCER BUZZ**

In just one season, Viola Odebrecht made a lasting impression at Florida State joining former Seminole Leah Gallegos as the only Seminole to be named a first team All-American by any organization. Odebrecht started 24 games in 2005 finishing second on the team in game-winning goals (5), third in goals (9), points (26) and shots (50) and tied for third in assists with eight. It did not take long for the German junior midfielder to make herself feel at home scoring the first goal of the 2005 season, the game-winner, in a 4-0 victory over Southern California in what was her first collegiate game. Odebrecht tallied three multi-point games including her first career hat trick as Florida State defeated Virginia Tech 3-0. She led a Seminole offensive attack that established new single-season marks for goals and points. Along with Selin Kuralay and India Trotter, Odebrecht formed the first Seminole trio to tally nine or more goals in one season for the first time in program history. Odebrecht earned a spot on the All-ACC first team and was a Soccer Buzz Player of the Year finalist. She also performed in the classroom as a member of the ACC All-Academic Team and ACC Honor Roll honoree.



SELIN KURALAY **2005 - SOCCER AMERICA** **2006 - SOCCER BUZZ**

Selin Kuralay earned the distinction as Florida State's first two-time, first team All-American claiming such honors from Soccer America and Soccer Buzz in 2005 and 2006, respectively. Kuralay had the most productive offensive season of any first-year Seminole in team history in 2005 with 41 points on 16 goals and nine assists. The Australian native recorded either a game-winning goal (6) or game-winning assist (3) in nine of Florida State's school record 20 wins in 2005. She tallied five multi-goal games as a sophomore, while becoming the quickest player in FSU history to reach 10 goals doing so in the ninth game of the season. Kuralay finished the season becoming just the second player at Florida State to lead the team in every offensive category including points, goals, assists, game-winning goals, shots and shots on goal. In 2006, Kuralay led FSU in goals (13), points (29), shots (108) and game-winning goals (5) in 26 games. She began the season registering either a goal or an assist in the first five games. Kuralay was a two-time, first team All-ACC honoree. In 2006, Kuralay joined teammate India Trotter as FSU's first semifinalists for the MAC Hermann Trophy presented to the nation's top collegiate player. The Seminole forward was also a two-time Soccer Buzz Player of the Year finalist.



KELLY ROWLAND **2006 - NSCAA**

Kelly Rowland earned first team All-America honors from the NSCAA in her final season at Florida State. She finished her Seminole career appearing in 95 games while establishing a school record for consecutive starts with 87, a mark that stands to this day. Rowland led the Seminoles to three College Cup appearances including trips in her final two seasons. During her senior campaign, Rowland tallied 14 points on five goals and four assists in over 2,200 minutes of action. She finished second on the team with four game-winning goals including the lone tally in a 1-0 shutout victory over Illinois in the third round of the NCAA Tournament. Rowland will forever be part of Florida State history as she assisted on the first Seminole goal in College Cup play finding India Trotter for a goal against Notre Dame in 2006. The Seminole defender was a two-time, second team All-ACC honoree and was named to the 2006 ACC and NCAA All-Tournament teams. Rowland earned a spot on the 2006 ACC All-Academic Team and was a two-time ACC Academic Honor Roll honoree. The Wallingford, Pa., native was the recipient of the ACC Weaver-James-Corrigan Postgraduate Scholarship in 2006.



INDIA TROTTER **2006 - NSCAA & SOCCER AMERICA**

India Trotter garnered first team All-America honors from the NSCAA and Soccer America as a senior in 2006. After receiving second team NSCAA All-America honors in 2005, Trotter became the first two-time NSCAA All-American in school history. In her final season at Florida State, Trotter registered 19 points on eight goals and three assists in 26 games. She led the Seminoles to three appearances in the College Cup including trips in her final two seasons and was named to the NCAA All-Tournament team in 2003, 2005 and 2006. Among her eight goals during her senior year, two came against 2006 National Champion North Carolina. Trotter will forever be part of Florida State history as she scored the first Seminole goal in College Cup play finding the back of the net against Notre Dame in 2006. She finished her career as Florida State's all-time leader in games played and the leading scorer in the NCAA Tournament tallying more goals, points and game-winning goals than any Seminole in postseason play. In 2006, Trotter joined teammate Selin Kuralay as FSU's first semifinalists for the MAC Hermann Trophy presented to the nation's top collegiate player. As a member of the All-ACC first team in 2006, the Ft. Lauderdale, Fla., native became FSU's first three-time All-ACC honoree. Trotter was also named one of four finalists for the Honda Award in 2006.



MAMI YAMAGUCHI* **2007 - NATIONAL PLAYER OF THE YEAR;** **SOCCER BUZZ, SOCCER AMERICA,** **NSCAA**

Mami Yamaguchi became the most decorated player in Florida State soccer history in 2007 as the winner of the MAC Hermann Trophy, presented to the top female player in NCAA Division I soccer, and the school's first consensus first team All-American. Yamaguchi claimed the top individual honor after leading the country in points (66), while finishing second in goals (24) and assists (18). She concluded the season as the only student-athlete in the nation to rank in the top 10 in three major offensive categories including points per game, goals per game and assists per game. In the 2007 NCAA Tournament, she paced the Seminoles with three goals and eight assists as her assist total set the all-time postseason school mark. The junior forward played a vital role in leading the Seminoles to their first appearance in the national championship game that same year. Yamaguchi began the 2007 season registering a point in her first 10 games, while setting the school record by scoring at least one goal in seven consecutive contests. She finished the season registering a point in 22 of 26 games for the Seminoles. By year's end, Yamaguchi held the FSU single-season records for points, goals and assists. She also set the school record for points in ACC play with 15. During the 27-game schedule in 2007, Yamaguchi registered 12 multi-point performances to lead the ACC. She tallied three hat tricks that year to become the first Seminole to register three three-goal games in a career. In 2007, the Tokyo, Japan native was also recognized as the NSCAA Player of the Year and the ACC Offensive Player of the Year as well as earning first team All-ACC recognition.



AMANDA DaCOSTA
2008 - NSCAA & SOCCER BUZZ

Amanda DaCosta joined Leah Gallegos and Sanna Talonen as the only student-athletes in Florida State history to earn All-America honors as a sophomore. DaCosta finished the season fifth on the team in points with four goals and six assists. The Katonah, N.Y., native was involved in six game-winning situations in 2008 with two game-winning goals and a team-high four game-winning assists. She notched the first multi-goal game of her career in the season opener against UCF scoring two first half goals, while tying a career-high with four points. The sophomore midfielder finished the season with three multi-point performances. She was fourth on the team in shots with 43 as she tallied at least one shot in 18 straight contests. DaCosta went on to receive first team All-ACC accolades in 2008 marking the only Seminole to repeat as an all-conference honoree from 2007. She was also named a MAC Hermann Trophy Watch List candidate and a finalist for Soccer Buzz Player of the Year, while adding second team MVP honors to her list of accolades in 2008.



SANNA TALONEN
2008 - SOCCER AMERICA & SOCCER BUZZ

Sanna Talonen joined Leah Gallegos and Amanda DaCosta as the only student-athletes in Florida State history to earn All-America honors as a sophomore. Talonen had a stellar season in 2008 finishing the year as the team leader in points (36), goals (16) and game-winning goals (6) en route to earning first team All-ACC accolades. At one point during the year, Talonen registered a goal in six straight games, the second longest streak in school history. She wreaked havoc away from home in her two seasons at Florida State notching 32 career points on the road, while 11 of her 16 goals in 2008 came away from home. On the career charts, Talonen sits first all-time at FSU in game-winning goals (12) and multi-goal games (9). She also set the single-season school record for points and goals in ACC play with 19 and nine, respectively. With two goals and an assist against Mississippi Valley State in the first round of the NCAA Tournament, Talonen became the all-time leader at Florida State for points (22) and goals (10) in postseason play. The Finnish native was named a semifinalist for the MAC Hermann Trophy and finalist for Soccer Buzz Player of the Year in 2008, while being named a first team MVP and a second team All-American by Soccer America and the NSCAA, respectively.




BECKY EDWARDS
2008 & 2009 - NSCAA

Becky Edwards became FSU's second two-time, first team All-American by the NSCAA. The Downingtown, Pa., native had a breakout year in her final season at Florida State in 2009 starting all 25 games for the Seminoles in 2009. Edwards finished third on the team in points (18) recording career-highs in points, goals (5) and shots (46). She tied a career-high with eight assists, a mark she established as a freshman back in 2006. The senior captain finished her Seminole career tied for fifth all-time in appearances with 95, while sitting sixth in career starts with 89. Edwards tallied 20 assists over her four year career, tied for sixth all-time at FSU, including eight game-winners. She earned first team All-ACC accolades as a senior and became the school's first CoSIDA Academic All-American earning third team honors in 2009. In 2008, Edwards appeared in 17 games while making 12 starts and tallied three points on a goal and an assist in over 1,300 minutes of action. Edwards played an integral role in the Seminole backline which gave up just 15 goals all season, the fewest allowed in school history. She was also part of the defensive unit that put together four consecutive shutout victories in league play for the first time in school history. The Seminole defense finished the 2008 season ranked ninth nationally in shutout percentage (.609) and 18th in goals against average (0.632). Edwards went on to claim a gold medal in 2008 as a member of the U.S. U-20 Women's National Team that captured the FIFA Youth World Cup in Chile.



TIFFANY McCARTY*
2009 - NSCAA, SOCCER AMERICA & TOPDRAWERSOCCER;
2011 - SOCCER AMERICA

Tiffany McCarty was named a consensus first team All-American by the NSCAA, Soccer America and TopDrawerSoccer.com in 2009 following an outstanding sophomore campaign. The Laurel, Md., native finished the season with 41 points on 17 goals and seven assists. She led the team in goals, shots (67) and a shots on goal percentage of .716, while closing out the year as the ACC leader in goals scored and second in points. She set the single-season record for points in ACC play in 2009 with 20 on eight goals and four assists. McCarty was tabbed ACC Offensive Player of the Year joining Mami Yamaguchi as the only two Seminole student-athletes to earn the honor. At the time, she became just the sixth player in conference history to earn both Freshman of the Year and Player of the Year accolades and is just the second player in the ACC to win Player of the Year honors a year after being named Freshman of the Year (Lindsay Tarpley, North Carolina, 2002-03). In 2011, McCarty set career-highs for points (42), goals (18), shots (80) and GWGs (4), while becoming the school's all-time career leader in points, goals and shots. The speedy forward finished ranked in the top 10 in the ACC in four offensive categories. She started all 26 games in 2011 and played a key role in leading FSU to its fifth College Cup appearance and its first ACC Championship.



TONI PRESSLEY
2010 - SOCCER AMERICA

Toni Pressley earned first team All-America distinction by Soccer America in 2010. The Melbourne, Fla., native finished the season with 10 points on four goals and two assists, while serving as the leader on the Seminole backline. Pressley kicked a team high three game-winning goals, including the game-winning goal against USF in the second round of the NCAA Tournament. She finished the year as an All-ACC first team member, while garnering third team All-America honors from the NSCAA and fourth team accolades from TopDrawerSoccer.com. Pressley helped lead the Seminoles to the top ranked defense in the ACC allowing a conference low 14 goals during the regular season including five against league foes. After making it to the NCAA Quarterfinals for the third time in her career, the Seminole defense finished the season with the third lowest goals against average in school history at 0.85 allowing only 20 goals in 23 games of action.



INES JAURENA
2012 - NSCAA & SOCCER AMERICA

Ines Jaurena became the 12th Seminole to earn first team All-America accolades as she earned the honor from both the NSCAA and Soccer America in 2012. The French native started all 24 games in the backline for Florida State in leading the Seminoles to the College Cup for the second consecutive year and sixth time overall. FSU's defense ranked as one of the nation's best in 2012 finishing the year ranked in the top 40 in shutout percentage (2nd - 0.708), goals against average (12th - .619) and save percentage (36th - .839). The Seminoles set the school-record for shutouts (17) and the lowest goals against average (0.62), while tying the record for the fewest goals allowed with 15. Offensively, Jaurena ranked sixth on the team with 11 points on four goals and three assists including a career-high three game-winning goals. She tallied the second most minutes played on the team with 2,114. The senior defender wrapped up a stellar playing career at Florida State as a three-time all-conference honoree earning first team All-ACC accolades in 2011 and 2012. Along with her first team All-America recognition, Jaurena was named a finalist for the Honda Award and a semifinalist for the MAC Hermann Trophy in 2012.



KASSEY KALLMAN*
2013 - NSCAA, SOCCER AMERICA & TOPDRAWERSOCCER

In 2013, Kassey Kallman was named a first team All-American by the NSCAA, Soccer America and TopDrawerSoccer.com becoming just the third Seminole in program history to be recognized as a consensus All-American. Kallman added ACC Defensive Player of the Year accolades and garnered Most Valuable Player honors in leading Florida State to its second ACC Championship title in three years. She was also honored as a semifinalist for the MAC Hermann Trophy and a finalist for both the Honda Award and the Senior CLASS Award. A three-time all-conference honoree, Kallman was named to the All-ACC first team for the second straight year. She started all 28 games in leading Florida State to a berth in the national championship game for the second time in school history. The senior defender was part of the Seminole backline that finished the season ranked in the top 25 nationally in goals against average (11th - .551) and shutout percentage (23rd - 0.536). She also guided FSU to 15 shutouts as the Seminoles closed out the 2013 campaign allowing just 16 goals, the third fewest allowed in school history.



DAGNY BRYNJARSDOTTIR*
2013 - SOCCER AMERICA
2014* - NSCAA, SOCCER AMERICA & TOPDRAWERSOCCER

The fourth, two-time, first team All-American in Florida State history, Dagny Brynjarsdottir earned the distinction following a spectacular senior campaign that resulted in the Seminoles' first national championship in program history. The Icelandic native finished the 2014 season leading the Seminoles in points (38), goals (16) and shots (87), all single-season career-highs, in 23 matches en route to earning consensus first team All-America honors. Brynjarsdottir was also the runner-up for the MAC Hermann Trophy, a finalist for the Honda Sports Award and garnered ACC Offensive Player of the Year, first-team All-ACC and ACC Tournament MVP accolades. She went on to become the first Seminole to claim Soccer America Player of the Year and NSCAA Scholar Player of the Year honors. As a junior, Brynjarsdottir started 25 matches in guiding Florida State to a national runner-up finish. She led the team in points (33), goals (14), shots (74), shots on goal (37) and game-winning goals (7). In 2013, Brynjarsdottir also went on to garner first team All-ACC and ACC All-Tournament honors and was recognized as a first team All-American by Soccer America and on TopDrawerSoccer.com's Best XI second team.




KRISTIN GRUBKA*
2014 - NSCAA, SOCCER AMERICA & TOPDRAWERSOCCER

Kristin Grubka was named a consensus first team All-American by the NSCAA, Soccer America and TopDrawerSoccer.com after leading the Seminoles to their first national title in school history in 2014. Grubka anchored Florida State's defensive efforts that did not concede a goal in six NCAA Tournament matches while finishing the year ranked in the top five nationally in goals against average (2nd - 0.341) and shutout percentage (4th - 0.731). The Seminoles allowed just nine goals in 2014 with two coming against ACC competition. Both marks set school records for the fewest goals allowed and the fewest goals allowed in league play. FSU also went on to set the school record with 19 shutouts. For her efforts, Grubka was named a semifinalist for the MAC Hermann Trophy and was recognized as the ACC Defensive Player of the Year. She also garnered first team All-ACC honors during her senior campaign. Grubka concluded her Florida State career as the school's all-time career leader in appearances with 104, while establishing a new program record with 89 consecutive starts.



CHEYNA WILLIAMS
2014 - SOCCER AMERICA

Cheyne Williams was named a first team All-American by Soccer America in 2014 as she made an immediate impact during her first season at Florida State. Williams finished the year ranked second on the team in points (34), goals (14) and shots (76) and tied for first with five game-winning goals. During FSU's postseason run that culminated in the program's first national championship, Williams was lights out with a team-best 13 points on six goals and one assist. She scored both goals in FSU's 2-0 victory over Stanford in the national semifinals and then assisted on the game-winning goal in the 83rd minute against Virginia in the national championship game. The Hampton, Ga., native ranked in the top 35 nationally in game-winning goals (t-27th), goals (t-29th) and points (t-32nd), while ranking in the top 10 in the ACC in eight offensive categories. Williams was also recognized as a third team All-American by the NSCAA and was named the College Cup's Most Outstanding Player on Offense.



MEGAN CONNOLLY
2015 - NSCAA

Megan Connolly became the first Florida State freshman to earn First Team All-America honors in 2015 as the Ireland native burst on to the collegiate scene, leading the Seminoles with 28 points on nine goals and 10 assists. She missed three games due to international appearances with the Ireland National Team, but still placed in the Top 10 of the ACC in six different categories, including assists (2nd - 10), points (6th - 28) and goals (T-10th - 9). Connolly was named TopDrawerSoccer National Freshman of the Year, ACC Midfielder of the Year, ACC Freshman of the Year, a semifinalist for the MAC Hermann Trophy and also received several weekly accolades from the conference and TDS. She scored at least one point in 14 of 22 matches on the season, including four points on one goal and two assists against No. 7 Clemson, two goals against UCF and three points each with a goal and an assist against No. 3 Texas A&M and Louisville.



CASSIE MILLER*
2016 - NSCAA, TOPDRAWERSOCCER

Cassie Miller received All-ACC Second Team honors for the third consecutive season in 2016 as the redshirt junior led the conference, and finished fifth nationally, in both shutouts (13) and goals-against average (0.398). Her 0.866 save percentage ranked No. 18 overall in the NCAA, and third in the ACC, including key penalty kick saves in a victory over No. 4 Duke in the regular season and versus No. 6 Duke and No. 10 UNC in the ACC Tournament as the Noles captured their fourth conference crown in a row. Miller is the second FSU goalkeeper to be named an All-American, joining Kelsey Wys who was selected to the third team in 2012.



DEYNA CASTELLANOS
2019 - TOPDRAWERSOCCER

Deyna Castellanos received her third consecutive All-ACC First Team honor in 2019. As a senior, she led the Seminoles in both goals (12) and assists (11) as she racked up 35 points in 2019. Castellanos led the conference in shots per game, while finished eighth in points per game and sixth in goals per game. She finished the season in the top-30 in the country in game-winning goals, shots per game, shots on goal per game, total points, and assists. Castellanos left Florida State second all-time in points, goals and shots on goal. She leads FSU in shots, and game winning goals. She was named ACC Midfielder and Offensive Player of the Year for the first time in her career and was selected as a second team All-American by the United Soccer Coaches.



MALIA BERKELY
2019 - UNITED SOCCER COACHES
2020 - UNITED SOCCER COACHES

Malia Berkely helped anchor the Seminole defense in 2019, while she finished first on the team in minutes with 2,214, missing only eight minutes the entire season. She helped lead the Seminole defense to 10 shutouts in 2019, including two in the NCAA Tournament. She recorded two goals and four assists coming up from the centerback position as an offensive threat. She was named a MAC Hermann Award Semifinalist and to the All-ACC First team. She was named the ACC Defensive Player of the Year and was a part of the United Soccer Coaches All-Atlantic Region First Team. Berkely was a part of the TopDrawerSoccer Best XI Third Team.

Berkely started all 11 games in the fall of 2020 for the Seminoles, helping them to their seventh ACC Tournament title. She anchored the defensive backline from her center-back position that held opponents to six goals in 11 games. The Seminoles recorded seven shutouts in the fall, including shutouts in the first four games of the season. Berkely was named the ACC's Defensive Player of the Year and to the All-ACC First Team in the fall. She became the first player in ACC history to win back-to-back Player of the Year honors. Berkely was also named a MAC Hermann Trophy finalist.



JAELIN HOWELL
2020 - UNITED SOCCER COACHES
2021 - UNITED SOCCER COACHES

Howell has started in all 16 games for the Seminoles during the 2020 season as their starting holding midfielder. She has helped anchor a backline that has recorded 10 shutouts in 16 games and only allowed eight goals all season. Howell has also made her presence known on the offensive end as she has scored five goals to go with a pair of assists. She was named the ACC's Midfielder of the Year and to the All-ACC First Team in the fall. Howell was announced as the Seminoles second every MAC Hermann Award Winner. The MAC Hermann is presented annually to the most outstanding male and female players of the year.

Howell was named a First Team All-American after playing in all 25 games during the 2021 season, starting in 23 of them at the holding midfielder position. She was named the MAC Hermann Award winner for the second straight season becoming the sixth player to win the award twice. Howell was also named the Honda Award winner. She won her second national championship as she made her third appearance in the national championship game in four years. Jaelin helped anchor a backline that recorded 14 shutouts in 25 games and only allowed 13 goals all season. Howell also made her presence known on the offensive end as she scored three goals to go with four assists. She scored the game-winner in the semifinals against Rutgers in the 71st minute. The Lone Tree, Colorado native was named to the United Soccer Coaches All-Atlantic Region First Team and was named a United Soccer Coaches First Team All-American both for the second consecutive season. Howell was also named to the TopDrawerSoccer Best XI First team and was rated the No. 2 player in the country by TopDrawerSoccer in the end of season top-100. Howell was named to the All-ACC First Team and the ACC's Midfielder of the Year for the second straight season. She is the first student-athlete to earn the honor twice. She also helped lead the Seminoles to their eighth ACC Tournament title. Howell capped off her senior season by helping lead Florida State to its third national title in soccer and the second during her four-year career at FSU. Howell was picked second overall in the NWSL Draft by Racing Louisville.



EMILY MADRIL
2021 - UNITED SOCCER COACHES

Madril was named a First Team All-American, after being named a Second Team All-American a season ago. She has started in all 25 games during the 2021 season for the Seminoles as their starting center-back. Madril played in all but 19 minutes for the Garnet and Gold. She has helped lead the Seminoles' defense to 14 shutouts in 25 games. The Nole's only allowed 13 goals all season, allowing only 52 shots on goal. She has also helped the Seminoles on offense, scoring three of FSU's 66 goals this season. Madril was named to the All-ACC First Team and was named the ACC's Defensive Player of the Year.



JENNA NIGHSWONGER
2022 - UNITED SOCCER COACHES

Nighswonger put together one of the best seasons in school history in 2022. Nighswonger started 22 out of the 23 games for the Seminoles and recorded six goals while adding an ACC-leading 16 assists. Her 16 assists were the second-most assists in FSU history. Nighswonger was named to a First Team All-ACC honoree, a MAC Hermann Trophy Finalist and a Honda Sport Award Finalist. Nighswonger was also named the United Soccer Coaches Scholar Player of the Year and the ACC Scholar Athlete of the Year. Nighswonger helped the Seminoles to another ACC Championship as she tallied a goal and an assist in the title game against North Carolina earning her ACC Tournament MVP. Nighswonger ended her career with 34 career assists which was also the second-most in school history. Nighswonger ended her career with 72 points which was the ninth-most in school history.

JORDYNN DUDLEY
2023 - UNITED SOCCER COACHES

ONYI ECHEGINI
2023 - UNITED SOCCER COACHES

* denotes consensus first team All-American

ALL-TIME WINNING STREAKS

15	2023	Began with 2-0 win 9/29 vs. Miami; Still Going
14	2021	Began with 1-0 Win 8/19 vs. Texas A&M; Ended With 2-2 Tie 10/21 at UNC
14	2012	Began with 3-2 win 8/17 at Minnesota; ended with 3-2 loss 10/28 at BC.
13	2020	Began with 4-0 win 9/14 vs. Notre Dame; ended with a 0-0 tie to Duke (5/9/21)
13	2014-15	Began with 4-0 win 10/26 at NC State; ended with 3-2 loss 8/30 at UF.
10	2014	Began with 4-0 win 9/8 vs St. John's; ended with 1-1 (2ot) tie 10/23 at UNC.
9	2019	Began with 2-1 win 9/6 vs. Florida; ended with 1-0 (2ot) loss 10/13 vs. No. 1 Virginia
9	2005	Began with 3-0 win 10/2 vs Virginia Tech; ended with 2-0 loss 11/4 to Virginia.
9	2013	Began with 2-1 (ot) win 10/31 vs Notre Dame; ended with 1-0 (ot) loss 12/8 to UCLA.
8	2022	Began with 5-0 win 9/4 vs. Florida; ended with 4-0 loss 10/9 to No. 17 Notre Dame.
7	2005	Began with 4-0 win 8/26 vs Southern Cal; ended with 4-1 loss 9/22 to UNC.
7	2008	Began with 3-1 win 9/28 vs Virginia Tech; ended with 2-2 tie 10/30 at UNC.
6	2015	Began with 3-1 win 9/24 vs Clemson; ended with 0-0 tie 10/22 at VT.
6	2006	Began with 2-1 win 8/27 vs Portland; ended with 2-1 loss 9/21 at UNC.
6	2010	Began with 3-1 win 9/12 vs UCF; ended with 1-0 loss 10/14 at UNC.
6	2011	Began with 1-0 win 8/26 vs New Mexico ended; with 2-0 loss 9/15 at WF.

ALL-TIME UNBEATEN STREAKS

24	2014-15	Began with 4-0 win 9/8 vs St. John's; ended with 3-2 loss 8/30 at UF
23	2023	Began with 2-1 win at Texas A&M; Still Going
20	2021-22	Began with 1-1 tie 10/28 vs No. 1 Virginia; ended with 4-0 loss 10/9 at Notre Dame
17	2013	Began with 1-0 win 8/23 vs Oregon State; ended with 1-0 (ot) loss 10/27 at UVA.
15	2021	Began with 1-0 win 8/19 vs. Texas A&M; ended with a 1-0 loss 10/24 at Duke
15	2020	Began with 4-0 win 9/14 vs. Notre Dame; ended with a 4-1 loss in PK55/17 vs. Santa Clara
14	2012	Began with 3-2 win 8/17 at Minnesota; ended with 3-2 loss 10/28 at BC.
13	2008	Began with 3-1 win 9/28 vs Virginia Tech; ended with a 2-0 loss 11/28 at Notre Dame in NCAA Quarterfinals.
12	2015	Began with 3-1 win 9/4 vs Texas A&M; ended with 1-0 loss 10/25 at UVA.
11	2018-19	Began with a 1-0 win 10/28 vs. Duke; ended with 201 loss 8/29 at UCLA
10	2011	Began with 1-0 win 10/16 vs Boston College; ended with 3-0 loss 12/2 vs Stanford.
9	2005	Began with 3-0 win 10/2 vs Virginia Tech; ended with 2-0 loss 11/4 to UVA.
9	2013	Began with 2-1 (ot) win 10/31 vs Notre Dame; ended with 1-0 (ot) loss 12/8 to UCLA.

ALL-TIME WINNING STREAKS (START OF A SEASON)

14	2021	Began with 1-0 win 8/19 vs. Texas A&M; ended with 2-2 tie 10/21 at UNC
14	2012	Began with 3-2 win 8/17 at Minnesota; ended with 3-2 loss 10/28 at BC.
13	2020	Began with 5-0 win 9/17 vs. Notre Dame; ended with a 0-0 tie to Duke (5/9/21)
7	2023	Began with 2-1 win at Texas A&M; ended with 3-3 tie 9/24 at North Carolina.

ALL-TIME UNBEATEN STREAKS (START OF A SEASON)

23	2023	Began with 2-1 win at Texas A&M; Never Lost
17	2013	Began with 1-0 win 8/23 vs Oregon State; ended with 1-0 (ot) loss 10/27 at UVA.
15	2021	Began with 1-0 win 8/19 vs. Texas A&M; ended with a 1-0 loss 10/24 at Duke
15	2020	Began with 5-0 win 9/17 vs. Notre Dame; ended with a 4-1 loss in PK55/17 vs. Santa Clara
14	2012	Began with 3-2 win 8/17 at Minnesota; ended with 3-2 loss 10/28 at BC.
11	2022	Began with 1-1 tie 8/18 at No. 12 South Carolina; ended the 4-0 loss 10/9 at No. 17 Notre Dame
8	2018	Began with 1-0 win 8/16 vs Vanderbilt; ended with 1-0 loss 9/14 at UNC
7	2005	Began with 4-0 win 8/26 vs Southern Cal; ended with 4-1 loss 9/22 to North Carolina.
6	2006	Began with 2-1 win 8/27 vs Portland; ended with 2-1 loss 9/21 at North Carolina.
5	2009	Began with 7-0 win 8/21 vs JU; ended with 1-0 (ot) loss 9/10 at UCF.

CONSECUTIVE HOME VICTORIES

21	2011-13	Began with 1-0 win 10/16/11 vs BC; ended with 1-1 (2ot) tie 9/6/13 vs Oklahoma State.
19	2014-15	Began with 1-0 win 9/8 vs St. John's; ended with 2-2 (2OT) draw 11/1 vs. BC.
18	2008-09	Began with 3-1 win 9/28/08 vs Virginia Tech; ended with 2-0 loss 11/27/09 to Notre Dame.
15	2013-14	Began with 1-0 win 9/8/13 vs Oklahoma; ended with 2-1 loss 9/5/14 to Florida.
13	2020-21	Began with 5-0 win 9/17/20 vs. Notre Dame; ended with 1-1 tie 10/28/21 to Virginia
11	2003-04	Began with 7-1 win 9/19 vs Miami; ended with 2-1 loss 9/14 to Florida.

HOME UNBEATEN STREAKS

37	2011-14	Began with 1-0 win 10/16/11 vs BC; ended with 2-1 loss 9/5/14 to Florida.
36	2014-11	Began with 1-0 win 9/8/14 vs St. John's; ended with 1-0 loss 9/17/17 to North Carolina
24	2005-07	Began with 3-1 win 9/25/05 vs NC State; ended with 2-1 (ot) 9/27/07 to NC State
23	2020-22	Began with 5-0 win 9/17/20 vs. Notre Dame; ended with 2-1 loss 10/20 to North Carolina

CONSECUTIVE ROAD VICTORIES

11	2019-21	Began with 2-1 win 10/27/19 vs. Wake Forest; ended with 2-2 tie 10/21 at UNC
6	2022-23	Began with 1-0 win 10/23 at Pittsburgh; ended with 3-3 tie 9/24 at UNC
6	2022	Began with 3-1 win 8/21 vs. Georgia; ended with 4-0 loss 10/9 at No. 17 Notre Dame.
6	2014-15	Began with 4-0 win 10/26/14 at NC State; ended with 3-2 loss 8/30 at Florida.
6	2014	Began with 2-1 (2ot) win 8/28 at Oklahoma State; ended with 1-1 (2ot) tie 10/23 at UNC.

ROAD UNBEATEN STREAKS

13	2014-15	Began with 2-1 (2ot) win 8/29/14 at Ok St; ended with 3-2 loss 8/30 at UF.
12	2019-21	Began with 2-1 win 10/27/19 vs. Wake Forest; ended with a 1-0 loss 10/24 at Duke
12	2008	Began with 4-1 win 8/29 at Penn State; ended with 2-0 loss 11/28 at Notre Dame
9	2022-23	Began with 1-0 win 10/23 at Pittsburgh; Still Going
9	2004-05	Began with 3-2 win 10/17 at NC State; ended with 1-0 loss 9/29 at UVA.
7	2022	Began with 1-1 tie 8/18 at No. 12 South Carolina; ended the 4-0 loss 10/9 at No. 17 Notre Dame

ACC WIN STREAKS

17	2019-21	Began with 2-1 win 10/27/19 vs. Wake Forest; ended with 2-2 tie 10/21 at UNC
10	2011-12	Began with 1-0 win 10/16/11 vs BC; ended with 3-2 loss 10/18/12 at BC.
8	2013-14	Began with 2-1 (2ot) win 10/31/13 vs ND; ended with 1-1 (2ot) tie 10/23/14 at UNC.

ACC UNBEATEN STREAKS

19	2013-15	Began with 2-1 (2ot) win 10/31 vs ND; ended with 1-0 loss 10/25 at UVA
18	2019-21	Began with 2-1 win 10/27/19 vs. Wake Forest; ended with a 1-0 loss 10/24 at Duke
12	2022-23	Began with 1-0 win 10/23 at Pittsburgh; Still Going
12	2008-09	Began with 3-1 win 9/28/08 vs Virginia Tech; ended with 3-0 loss 10/8/09 at WF.
11	2013	Began with 0-0 tie 9/12 at WF; ended with 1-0 (ot) loss 10/27 at UVA.
10	2011-12	Began with 1-0 win 10/16/11 vs BC; ended with 3-2 loss at BC 10/18/12.

CONSECUTIVE SHUTOUTS (TEAM)

9	2012	Began with 1-0 win 9/9 at Arkansas; ended with 3-2 loss 10/18 at BC.
7	2014	Began with 1-0 win 11/9/14 vs. UVA; ended with 3-1 win 8/21/15 at UNM.
6	2003	Began with 3-0 win 10/7 at UCF; ended with 1-0 loss 10/31 at North Carolina
5	2023	Began with 5-0 win 11/10 vs Morehead St; ended with 5-1 win vs. Stanford
5	2021-22	Began with 1-0 win 11/21 vs. No. 19 Pepperdine; ended with 3-1 win 10/21 at Georgia
5	2018	Began with 1-0 win 8/16 vs. Vanderbilt; ended with 4-1 win 9/2 vs UCLA
5	2016	Began with 3-0 win 9/8 vs. UConn; ended with 1-1 draw 9/25 vs. UVA.
5	2014	Began with 2-0 win 9/21 at BC; ended with 2-1 win 10/12 vs Virginia Tech.

CONSECUTIVE SHUTOUTS (INDIVIDUAL)

Cassie Miller	7	2014-15	Began with 1-0 win 11/9/14 vs UVA; ended with 3-1 win 8/21/15 at NM.
Kelsey Wys	6	2012	Began with 1-0 win 9/9 at Arkansas; end with 3-2 loss 10/18 at BC.
Joy McKenzie	6	2003	Began with 3-0 win 10/7 at UCF; ended with 1-0 loss 10/31 at UNC
Cristina Roque	5	2023	Began with 5-0 win 11/10 vs Morehead St; ended with 5-1 win vs. Stanford
Caroline Jeffers	5	2018-19	Began with 1-0 win 11/23 vs. Penn State; ended with 2-1 loss 9/1 at UCLA
Brooke Bollinger	5	2018	Began with 1-0 win 8/16 vs Vanderbilt; ended with 4-1 win 9/2 vs UCLA
Cassie Miller	5	2014	Began with 2-0 win 9/21 at BC; ended with 2-1 win 10/12 vs VT.
Cristina Roque	4	2020	Began with 1-0 win 10/29 vs. Duke; ended with 3-2 win 11/15 vs. UNC
Cristina Roque	4	2020	Began with 5-0 win 9/17 vs. Notre Dame; ended with 4-1 win 10/15 vs. Pitt
Kate Milstead	4	2008	Began with 1-0 win 10/2 at MD; ended with 5-2 win 10/19 vs. Duke.
Ali Mims	4	2005	Began with 7-0 win 9/1 vs JU; ended with 4-2 win 9/16 at Florida.

CONSECUTIVE SHUTOUT MINUTES (TEAM)

934:09	2012	Began with 2-1 win 9/7 vs Cal St Fullerton; end with 3-2 loss 10/18 at BC.
799:29	2003	Began with 3-2 loss 10/4 at Virginia; ended with 1-0 loss 10/31 at UNC.
683:07	2014-15	Began with 3-1 win 11/7/14 vs ND; ended with 3-1 win 8/21 at UNM.
589:00	2014	Began with 3-2 win 9/18 at UConn; ended with 2-1 win 10/12 vs VT.
562:16	2023	Began with 5-0 win 11/10 vs Morehead St; ended with 5-1 win vs. Stanford
519:03	2017-18	Began with 1-0 loss 11/19 at Stanford; ended with 4-1 win 9/2 vs UCLA
518:28	2016	Began with 0-1 loss 9/5 at South Ala., ended with 1-1 draw 9/25 vs UVA.
507:24	2021-22	Began with 1-0 win 11/21 vs. No. 19 Pepperdine; ended with 3-1 win 10/21 at Georgia
503:39	2015	Began with 3-1 win 9/24 vs. Clemson; ended with 3-1 win 10/17 at UofL.
472:40	2015	Began with 3-1 win 9/4 vs. Texas A&M; ended with 3-1 win 9/24 vs. Clemson.

CONSECUTIVE ACC SHUTOUTS

8	2011-12	Began with 1-0 win 10/27/11 at VT; ended with 3-2 loss 10/18 at BC.
5	2014	Began with 2-0 win 9/21 at BC; ended with 2-1 win 10/12 vs VT.
4	2020	Began with 5-0 win 9/17 vs. Notre Dame; ended with 4-1 win 10/15 vs. Pitt
4	2015	Began with 1-0 win 9/27 at ND; ended with 3-1 win 10/17 at Louisville.
4	2003	Began with 3-0 win 10/10 vs. Duke; ended with 1-0 loss 10/31 at UNC.
4	2008	Began with 1-0 win 10/2 at Maryland; ended with 5-2 win 10/19 vs. Duke.

CONSECUTIVE GAMES WITH A GOAL SCORED (TEAM)

34	2022-23	Began with 5-1 win 10/13 vs Duke; Still Going
34	2014-15	Began with 1-0 win 8/22/14 vs Portland; ended with 0-0 tie 9/20/15 at DU.
26	2006-07	Began with 2-1 (ot) loss 11/5/06 vs. North Carolina at ACC Tournament; ended with 1-0 loss 11/11/07 vs North Carolina at ACC Tournament.
24	2018-19	Began with 1-0 win over Duke 10/28; still active ended with 1-0 loss 10/13/19 to Virginia
21	2002	Began with 2-1 win over Oregon 9/1; ended with 1-0 loss to Connecticut 11/24.
16	2020-21	Began with a 1-1 Loss to Santa Clara (5/17), ended with a 1-0 loss 10/24 at Duke
16	2012	Began with 3-2 win 8/17 at Minnesota; ended with 1-0 loss 10/25 at Miami.
14	2000	Began with 3-2 win over Florida 8/25; ended with 0-0 tie at NC State 10/14.

CONSECUTIVE GAMES WITH A GOAL SCORED (INDIVIDUAL)

Tiffany McCarty	7	2012	Began 10/28 vs BC - ACC Tourney; ended 11/30 vs Penn State.
Mami Yamaguchi	7	2007	Began 9/3 vs Cal State Northridge; ended 9/22 at UCF.
Dagny Brynjarsdottir	6	2014	Began 10/12 vs Virginia Tech; ended 11/9 vs UVA.
Sanna Talonen	6	2008	Began 10/12 at Miami; ended 11/2 at NC State.

ALL-TIME HAT TRICKS

10/26/23vs. NC State, Lauren Flynn (3) Sr.
 9/16/22vs Boston College, Onyi Echegini (3), Sr.
 8/18/17 vs. UNC Greensboro, Deyna Castellanos (3), So.
 9/14/14vs Stetson, Marta Bakowska-Mathews (3), Sr.
 9/22/11at Clemson, Tiffany McCarty (3), Jr.
 8/21/09vs Jacksonville, Becky Edwards (3), Sr.
 11/30/07vs Connecticut, Sanna Talonen (3), Fr.
 11/16/07vs Kennesaw St., Sanna Talonen (3), Fr.
 9/18/07vs North Florida, Mami Yamaguchi (3), Jr.
 9/12/07vs Troy, Mami Yamaguchi (3), Jr.
 9/3/07 vs. Cal St. Northridge, Mami Yamaguchi (3), Jr.
 11/10/06vs Jacksonville, Katrin Schmidt (3), So.
 9/22/05at Virginia Tech, Viola Oderech (3), Jr.
 10/27/03vs FAU, Leah Gallegos (4), So.
 9/20/02vs Clemson, Leah Gallegos (3), Fr.
 10/23/01vs Miami, Cindy Schofield (3), Jr.
 9/01/98vs Furman, Maren Vik Edvardsen (4), Fr.
 9/15/96at Jacksonville, Kasey McCall (3), Fr.
 10/27/95at Georgia, Alex Osorio (3), Fr.
 9/13/95vs Jacksonville, Kelly McGrath (3), Sr.
 9/13/95vs Jacksonville, Alex Osorio (3), Fr.

ALL-TIME MULTI-GOAL GAMES

2023 Jody Brown (North Florida, Stanford)
 Jordynn Dudley (South Florida, North Carolina,
 Miami)
 Onyi Echegini (North Florida, Notre Dame, Duke,
 Clemson)
 Lauren Flynn (NC State)
 Peyton Nourse (Boston College)
 2022 Onyi Echegini (Boston College,
 Virginia Tech), Beata Olsson (Rice), Jody Brown
 (Clemson, Duke), Maria Alagoa (Rice),
 Clara Robbins (FGCU)
 2021 Gianna Mitchell (Pittsburgh), Clara
 Robbins (Florida), Beata Olsson (Florida, Clemson,
 North Carolina)
 2020 Yujie Zhao (Notre Dame), Jenna
 Nighswonger (Pittsburgh), Jody Brown (Clemson),
 Clara Robbins (North Carolina)
 2019 Jaelin Howell (Samford)
 Jenna Nighswonger (Colorado, Boston College),
 Yujie Zhao (Villanova), Kristen McFarland (South
 Alabama, Brown)
 2018 Deyna Castellanos (Virginia Tech, Virginia)
 Kristina Lynch (Troy)
 2017 Deyna Castellanos (UNC Greensboro,
 Kentucky, Troy, Notre Dame, Ole Miss, Arizona)
 Megan Connolly (South Alabama)
 Madisyn Pezzino (Kentucky)
 2015 Megan Connolly (UCF)
 Elin Jensen (UNCG, TAMU)
 Berglind Thorvaldsdottir (Pitt, Evansville)
 Natalia Kuikka (Pitt)
 Cheyna Williams (UNC)
 Isabella Schmid (USA)
 2014 Marta Bakowska-Mathews (STET)
 Dagny Brynjarsdottir (SJU, NCSU)
 Jamia Fields (SC)
 Berglind Thorvaldsdottir (STET, UConn, UM)
 Cheyna Williams (UL, SC, STAN)
 2013 Marta Bakowska-Mathews (BC, ND)
 Dagny Brynjarsdottir (CU, Ole Miss, VT, UF)
 Jamia Fields (VT)
 Carson Pickett (USA)
 Berglind Thorvaldsdottir (UM, Auburn)
 2012 Tiffany McCarty (CoC, BC, MVSU, TTU)
 Kristin Grubka (JSU)
 2011 Tiffany McCarty (CLEM, UF)
 2010 Janice Cayman (NCSU, VT)
 Casey Short (NCSU, MTSU)

2009 Becky Edwards (JU)
 Rachel Lim (USA, UAB)
 Jessica Price (STET, WSU, CLEM, SELA)
 Tiffany McCarty (WSU, UAB, CLEM VT)
 Katie Bolinsky (UAB)
 2008 Amanda DaCosta (UCF)
 Casey Short (UCF)
 Tiffany McCarty (PSU, USC, Duke)
 Sanna Talonen (UConn, Auburn, UNC, MVSU)
 Marissa Kazbour (WF)
 Sarah Wagenfuhr (NCSU)
 2007 .. Sanna Talonen (FMU, Troy, UM, KSU, UConn)
 Mami Yamaguchi (CSNU, Troy, UNF, CLEM, WF)
 Becky Edwards (Troy)
 Erika Sutton (FMU)
 Lauren Switzer (WF)
 Kirsten van de Ven (LSU)
 2006 Katrin Schmidt (JU)
 Selin Kuralay (WF)
 2005 India Trotter (JU, FAU)
 Selin Kuralay (UCF, UF, CLEM)
 Holly Peltzer (UF, CLEM)
 Viola Oderech (VT)
 Alli Ferreri (Citadel)
 2004 Julia Schnugg (ASU)
 2003 Leah Gallegos (JU, USF, WF, Duke, FAU)
 Katie Beal (SDSU)
 Camie Bybee (UM)
 Julia Schnugg (UM)
 2002 Leah Gallegos (CLEM)
 Cindy Schofield (WF, GMU, JU)
 Erica Lewis (NCSU)
 2001 Cindy Schofield (GMU, UCF, UM)
 Amber Tollefson (CLEM, MD)
 Jez Ratliff (NCSU)
 Camie Bybee (MD)
 2000 Emma Breland (JU, Ore St, TX AGM)
 Marte Vik Edvardsen (UM)
 1999 Maren Vik Edvardsen (Mercer, STET)
 1998 Danielle Foard (MD)
 Maren Vik Edvardsen (Furman, Syracuse)
 1996 Kasey McCall (App ST, JU)
 Erin Grimsley (UNF)
 Kelly Poole (Furman)
 1995 Alex Osorio (JU)
 Kelly McGrath (JU)
 Jessica Driscoll (JU)

FSU'S ALL-TIME GOLDEN GOALS

Date	Player	Team
Nov. 26, 2021	Beata Olsson	^Michigan
Oct. 10, 2019	Makala Thomas	Virginia Tech
Sept. 12, 2019	Jenna Nighswonger	Colorado
Aug. 25, 2019	Malia Berkely	Wisconsin
Oct. 20, 2016	Kaycie Tillman	Duke
Sept. 11, 2016	Kristen McFarland	Troy
Aug. 29, 2014	Emma Koivisto	at Oklahoma State
Nov. 8, 2013	Own Goal	^vs North Carolina
Oct. 31, 2013	M. Bakowska-Mathews	Notre Dame
Oct. 10, 2013	Dagny Brynjarsdottir	at Syracuse
Sept. 1, 2013	Kirsten Crowley	UCF
Nov. 16, 2012	Tiffany McCarty	^Texas Tech
Oct. 14, 2012	Ines Jaurena	Virginia
Oct. 30, 2011	Jessica Price	^at North Carolina
Sept. 30, 2010	Rachel Lim	Wake Forest
Sept. 19, 2010	Tori Huster	Arkansas
Nov. 20, 2009	Jessica Price	^Texas A&M
Oct. 22, 2009	Ella Stephan	North Carolina
Sept. 18, 2009	Toni Pressley	at Florida
Oct. 2, 2008	Sanna Talonen	at Maryland
Nov. 30, 2007	Sanna Talonen	^Connecticut
Sept. 1, 2006	Selin Kuralay	at Arizona State

Oct. 23, 2005... Mami Yamaguchi Duke
 Aug. 28, 2005.. Selin Kuralay at Loyola Marymount
 Sept. 12, 2004. Leah Gallegos Stetson
 Nov. 23, 2003 .. Leah Gallegos ^at West Virginia
 Nov. 16, 2003... Leah Gallegos ^Auburn
 Sept. 21, 2003. Julia Schnugg Ole Miss
 Sept. 20, 2002 Leah Gallegos Clemson
 Oct. 7, 2001..... Jez Ratliff Duke
 Sept. 23, 2001. Cindy Schofield NC State
 Oct. 17, 2000... Kristin Boyce North Carolina
 Aug. 27, 2000... Marte Vik Edvardsen USF
 Oct. 18, 1998 ... Alex Osorio at Maryland
 Oct. 6, 1998..... Sally Shelgren Florida
 International
 ^ denotes NCAA Tournament Match
 ^^ denotes ACC Tournament Match

FSU'S ALL-TIME COMEBACK WINS

Date	Team (Rank)	Deficit	Final
Oct. 19, 2023	Pittsburgh (18)	1-0	3-2
Sep. 21, 2023	Syracuse	2-1	3-2
Sep. 15, 2023	Clemson (8)	2-0	4-2
Nov. 18, 2022	LSU	1-0	4-1
Nov. 6, 2022	North Carolina (2)	1-0	2-1
Oct. 1, 2021	Clemson	1-0	4-1
Sept. 2, 2021	Florida	1-0	5-2
May 5, 2021	Penn State (11)	1-0	3-1
Nov. 16, 2018	USF (20)	1-0	3-1
Nov. 2, 2018	Virginia (3)	1-0	3-1
Sept. 13, 2017	Troy	1-0	4-1
Sept. 4, 2015	Texas A&M (3)	1-0	3-1
Sept. 18, 2014	Connecticut	2-0	3-2
Aug. 29, 2014	Oklahoma State	1-0 (2ot)	2-1
Dec. 6, 2013	Virginia Tech (4)	1-0	3-2
Nov. 8, 2013	North Carolina (4)	1-0 (ot)	2-1
Oct. 31, 2013	Notre Dame (19)	1-0 (2ot)	2-1
Oct. 3, 2013	Boston College	2-0	4-3
Sept. 15, 2013	Duke (15)	1-0	2-1
Nov. 16, 2012	Texas Tech	1-0 (2ot)	3-2
Aug. 17, 2012	Minnesota	2-0	3-2
Nov. 6, 2011	Wake Forest (9)*	1-0 (2ot)	1-1
Nov. 4, 2011	Virginia (5)	1-0	2-1
Oct. 23, 2011	Miami	2-1	4-2
Oct. 3, 2010	Duke (16)	1-0	3-1
Nov. 20, 2009	Texas A&M (23)	1-0 (2ot)	2-1
Oct. 22, 2009	North Carolina (2)	2-1 (2ot)	3-2
Nov. 2, 2008	NC State	2-0	5-2
Nov. 30, 2007	Connecticut (24)	1-0 & 2-1 (2ot)	3-2
Sept. 30, 2007	NC State	1-0	4-1
Nov. 24, 2006	Clemson (23)	1-0	2-1
Oct. 19, 2006	Wake Forest (9)	1-0 & 2-1	3-2
Oct. 11, 2006	Stetson	1-0	2-1
Oct. 1, 2006	Virginia Tech	1-0	2-1
Aug. 27, 2006	Portland (1)	1-0	2-1
Oct. 21, 2005	Wake Forest	1-0	4-1
Sept. 16, 2005	Florida	2-1	4-2
Aug. 28, 2005	Loyola Marymount	1-0 (2ot)	2-1
Aug. 29, 2004	Southern Cal	1-0	2-1
Aug. 27, 2004	Arizona State	1-0	3-2
Nov. 16, 2003	Auburn (16)	1-0 (ot)	2-1
Sept. 26, 2003	Maryland (14)	1-0	2-1
Sept. 27, 2002	Florida (21)	1-0	2-1
Sept. 20, 2002	Clemson (17)	3-2 (ot)	4-3
Nov. 4, 2001	Jacksonville	1-0	5-1
Oct. 7, 2001	Duke	2-0 (ot)	3-2
Sept. 30, 2001	Louisville	1-0	3-2
Sept. 21, 2001	Kansas	1-0	4-1
Sept. 17, 2001	Clemson (7)	2-1	3-2
Oct. 17, 2000	North Carolina (2)	1-0 (2ot)	3-2
Sept. 29, 2000	Oregon State	1-0	2-1
Aug. 27, 2000	South Florida	1-0 (2ot)	2-1
Aug. 25, 2000	Florida (6)	2-1	3-2

Oct. 18, 1998	Maryland	1-0 (ot)	3-2
Sept. 5, 1998	Syracuse	2-1	3-2
Sept. 11, 1997	South Alabama	1-0	2-1
Oct. 27, 1996	NC State	2-1	4-2
BOLD denotes home game			
*denotes ACC Championship game won in pks (3-1)			

HIGHEST RANKING BY POLL

NSCAA/United Soccer Coaches.....1	
(8/2/16 - 9/6/16; 10/13/15 - 10/20/15;	
12/9/14 - 8/25/15; 8/28/12 - 10/16/12;	
8/22/19-9/6/2019; 3/2/21-4/20/21),	
(8/4/21-10/19/21), (11/9/21-8/22)	
SoccerBuzz.....2 (8/27/06-9/18/06)	
SoccerTimes.....1 (9/11/12 - 10/16/12)	
Soccer America.....1 (10/13/15 - 10/20/15;	
8/18/15 - 8/25/15; 11/12/13;	
9/11/12 - 10/23/12; 8/27/06 - 9/18/06)	
TopDrawerSoccer.....1 (10/13/15 - 10/20/15;	
12/8/14 - 8/25/15; 11/11/13; 7/15/19-9/1/19)	
CollegeSoccer.com.....7 (9/03/01)	

FINAL NSCAA/UNITED SOCCER COACHES RANKINGS

1995:.....NR	
1996:.....NR	
1997:.....NR	
1998:.....NR	
1999:.....NR	
2000:.....14	
2001:.....20	
2002:.....19	
2003:.....4	
2004:.....NR	
2005:.....4	
2006:.....4	
2007:.....2	
2008:.....6	
2009:.....6	
2010:.....7	
2011:.....3	
2012:.....4	
2013:.....2	
2014:.....1	
2015:.....3	
2016:.....14	
2017:.....15	
2018:.....1	
2019:.....7	
2020:.....2	
2021:.....1	
2022:.....3	
2023:.....1	

ALL-TIME NSCAA RANKINGS

2000 (Ranked: 10 Weeks; High: 14)	
Sept. 11.....21	Oct. 16.....23
Sept. 18.....18	Oct. 23.....17
Sept. 25.....21	Oct. 30.....16
Oct. 2.....22	Nov. 6.....20
Oct. 9.....19	Dec. 6 - Final.....14
2001 (Ranked: 9 Weeks; High: 12)	
Aug. 15 - Preseason.....16	Oct. 15.....19
Sept. 3.....13	Nov. 5.....19
Sept. 24.....t-12	Nov. 12.....16
Oct. 1.....20	Nov. 26 - Final.....20
Oct. 8.....16	

2002 (Ranked: 9 Weeks; High: 15)	
Aug. 21 - Preseason.....17	Oct. 28.....15
Sept. 2.....17	Nov. 4.....19
Sept. 23.....25	Nov. 11.....22

Sept. 30.....21	Dec. 16 - Final.....19
Oct. 7.....19	

2003 (Ranked: 5 Weeks; High: 4)

Aug. 18 - Preseason.....15	Nov. 10.....12
Oct. 27.....18	Dec. 8 - Final.....4
Nov. 3.....19	

2004 (Ranked: 11 Week; High: 6)

Aug. 24 - Preseason.....7	Oct. 12.....14
Sept. 6.....6	Oct. 19.....14
Sept. 14.....18	Oct. 26.....16
Sept. 21.....12	Nov. 2.....20
Sept. 28.....14	Nov. 9.....24
Oct. 5.....17	

2005 (Ranked: 11 Weeks; High: 4)

Sept. 6.....16	Oct. 18.....9
Sept. 13.....16	Oct. 25.....6
Sept. 20.....12	Nov. 1.....t-6
Sept. 27.....14	Nov. 8.....11
Oct. 4.....17	Dec. 6 - Final.....4
Oct. 11.....9	

2006 (Ranked: 12 Weeks; High: 2 - 3 Weeks)

Aug. 15 - Preseason.....8	Oct. 10.....6
Sept. 5.....2	Oct. 17.....5
Sept. 12.....2	Oct. 24.....7
Sept. 19.....2	Oct. 31.....6
Sept. 26.....4	Nov. 7.....5
Oct. 3.....5	Dec. 5 - Final.....4

2007 (Ranked: 12 Weeks; High: 2)

Aug. 14 - Preseason.....6	Oct. 9.....15
Sept. 4.....9	Oct. 16.....12
Sept. 11.....13	Oct. 23.....10
Sept. 18.....11	Oct. 30.....15
Sept. 25.....14	Nov. 6.....14
Oct. 2.....17	Dec. 12 - Final.....2

2008 (Ranked: 14 Weeks; High: 4 - 2 Weeks)

Aug. 12 - Preseason.....4	Oct. 7.....9
Aug. 26.....5	Oct. 14.....8
Sept. 2.....4	Oct. 21.....6
Sept. 9.....7	Oct. 28.....6
Sept. 16.....9	Nov. 4.....5
Sept. 23.....8	Nov. 11.....6
Sept. 30.....11	Dec. 9 - Final.....6

2009 (Ranked: 14 Weeks; High: 4 - 2 Weeks)

Aug. 11 - Preseason.....6	Oct. 6.....5
Aug. 25.....5	Oct. 13.....9
Sept. 1.....5	Oct. 20.....7
Sept. 8.....4	Oct. 27.....4
Sept. 15.....5	Nov. 3.....6
Sept. 22.....5	Nov. 10.....6
Sept. 29.....5	Dec. 8 - Final.....6

2010 (Ranked: 14 Weeks; High: 5)

Aug. 10 - Preseason.....6	Oct. 5.....12
Aug. 24.....6	Oct. 12.....10
Aug. 31.....5	Oct. 19.....10
Sept. 7.....10	Oct. 26.....9
Sept. 14.....14	Nov. 2.....9
Sept. 21.....13	Nov. 9.....11
Sept. 28.....14	Dec. 7 - Final.....7

2011 (Ranked: 14 Weeks; High: 3 - 2 Weeks)

Aug. 9 - Preseason.....5	Oct. 4.....13
Aug. 23.....9	Oct. 11.....17
Aug. 30.....7	Oct. 18.....19
Sept. 6.....5	Oct. 25.....17

Sept. 13.....3	Nov. 1.....14
Sept. 20.....10	Nov. 8.....9
Sept. 27.....9	Dec. 6 - Final.....3

2012 (Ranked: 14 Weeks; High 1 - 8 Weeks)

Aug. 7 - Preseason.....4	Oct. 2.....1
Aug. 21.....3	Oct. 9.....1
Aug. 28.....1	Oct. 16.....1
Sept. 4.....1	Oct. 23.....3
Sept. 11.....1	Oct. 30.....5
Sept. 18.....1	Nov. 6.....7
Sept. 25.....1	Dec. 4 - Final.....4

2013 (Ranked: 14 Weeks; High 2 - 2 Weeks)

Aug. 13 - Preseason.....3	Oct. 8.....3
Aug. 27.....3	Oct. 15.....3
Sept. 3.....2	Oct. 22.....3
Sept. 10.....4	Oct. 29.....3
Sept. 17.....3	Nov. 5.....3
Sept. 24.....3	Nov. 12.....3
Oct. 1.....5	Dec. 10 - Final.....2

2014 (Ranked: 14 Weeks; High 1 - 1 Week)

Aug. 6 - Preseason.....2	Oct. 7.....2
Aug. 26.....2	Oct. 14.....2
Sept. 2.....2	Oct. 21.....2
Sept. 9.....5	Oct. 28.....2
Sept. 16.....5	Nov. 4.....2
Sept. 23.....5	Nov. 11.....2
Sept. 30.....2	Dec. 9 - Final.....1

2015 (Ranked: 14 Weeks; High 1 - 4 Weeks)

Aug. 5 - Preseason.....1	Oct. 6.....2
Aug. 25.....1	Oct. 13.....1
Sept. 1.....5	Oct. 20.....1
Sept. 8.....3	Oct. 27.....3
Sept. 15.....3	Nov. 3.....4
Sept. 22.....3	Nov. 10.....2
Sept. 29.....2	Dec. 8 - Final.....3

2016 (Ranked: 14 Weeks; High 1 - 4 Weeks)

Aug. 2 - Preseason.....1	Oct. 4.....2
Aug. 23.....1	Oct. 11.....9
Aug. 30.....1	Oct. 18.....9
Sept. 6.....1	Oct. 25.....8
Sept. 13.....3	Nov. 1.....13
Sept. 20.....3	Nov. 8.....10
Sept. 27.....2	Dec. 6 - Final.....14

2017 (Ranked: 13 Weeks; High 1 - 4 Weeks)

Aug. 1 - Preseason.....15	Oct. 3.....16
Aug. 22.....6	Oct. 10.....16
Aug. 29.....15	Oct. 17.....18
Sept. 5.....13	Oct. 24.....23
Sept. 12.....16	Oct. 31.....24
Sept. 19.....23	Nov. 7.....NR
Sept. 26.....21	Dec. 8 - Final.....15

2018 (Ranked: 13 Weeks; High 1 - 4 Weeks)

Aug. 7 - Preseason.....10	Oct. 2.....10
Aug. 21.....6	Oct. 9.....13
Aug. 28.....4	Oct. 16.....14
Sept. 4.....3	Oct. 23.....9
Sept. 11.....2	Oct. 30.....7
Sept. 18.....7	Nov. 6.....5
Sept. 25.....10	
Dec. 4 - Final.....1	

2019 (Ranked: 13 Weeks; High 1 - 2 Weeks)

Aug. 6 - Preseason.....1	Oct. 8.....5
Aug. 27.....1	Oct. 15.....6

Sept. 3.....	6	Oct. 22.....	5
Sept. 10.....	6	Oct. 29.....	5
Sept. 17.....	6	Nov. 5.....	5
Sept. 24.....	6	Nov. 12.....	5
Oct. 1.....	6	Nov. 19.....	6
Dec. 7 - Final.....	10		

2020 (Ranked: 9 Weeks; High 1 - 8 Weeks)

March 2.....	1	March 30.....	1
March 9.....	1	April 6.....	1
March 16.....	1	April 13.....	1
March 23.....	1	April 20.....	1
May 18 - Final.....	2		

2021 (Ranked: 14 Weeks; High 1 - 10 Weeks)

August 4.....	1	October 5.....	1
August 24.....	1	October 12.....	1
August 31.....	1	October 19.....	1
September 7.....	1	October 26.....	3
September 14.....	1	November 2.....	2
September 21.....	12	November 9.....	2
September 28.....	1	December 7 - Final.....	1

2022 (Ranked: 14 Weeks; High 1 - 1 Week)

August 2.....	1	October 4.....	3
August 23.....	2	October 11.....	4
August 30.....	10	October 18.....	4
September 6.....	8	October 25.....	5
September 13.....	12	November 1.....	5
September 20.....	7	November 8.....	1
September 27.....	7	December 6 - Final.....	3

2023 (Ranked: 14 Weeks; High 1 - 5 Weeks)

August 2.....	6	October 3.....	2
August 22.....	2	October 10.....	1
August 29.....	2	October 17.....	1
September 5.....	5	October 24.....	1
September 12.....	4	October 31.....	1
September 19.....	3	December 5 - Final.....	1
September 26.....	2		

WINS OVER RANKED TEAMS

United Soccer Coaches ranking at time of the game

Date	Site	Team, Score
Dec. 4, 2023	N	No. 3 Stanford, 5-1
Dec. 1, 2023	N	No. 7 Clemson, 2-0
Nov. 24, 2023	H	No. 11 Pittsburgh, 3-0
Nov. 5, 2023	N	No. 7 Clemson, 2-1
Nov. 2, 2023	N	No. 11 Pittsburgh, 2-0
Oct. 19, 2023	H	No. 18 Pittsburgh, 3-2
Oct. 12, 2023	H	No. 11 Notre Dame, 4-1
Sep. 15, 2023	A	No. 8 Clemson, 4-2
Aug. 20, 2023	A	No. 9 TCU, 2-0
Nov. 26, 2022	H	No. 9 Arkansas, 1-0
Nov. 20, 2022	H	No. 19 Pitt, 3-0
Nov. 6, 2022	N	No. 2 North Carolina, 2-1
Oct. 23, 2022	A	No. 20 Pitt, 1-0
Oct. 13, 2022	H	No. 12 Duke, 5-1
Oct. 6, 2022	A	No. 2 Virginia, 1-0
Sept. 25, 2021	H	No. 14 Clemson, 3-1
Dec. 6, 2021	N	6No. 13 BYU, 0-0 (4-3)
Dec. 3, 2021	N	^No. 5 Rutgers, 1-0
Nov. 26, 2021	H	^No. 9 Michigan, 1-0 (OT)
Nov. 21, 2021	H	^No. 19 Pepperdine, 1-0
Nov. 19, 2021	H	^No. 25 SMU, 5-1
Nov. 7, 2021	N	^No. 1 Virginia, 1-0
Nov. 5, 2021	N	^No. 25 Wake Forest, 2-1 (OT)
Sept. 12, 2021	A	No. 10 Auburn, 2-1
Aug. 19, 2021	H	No. 9 Texas A&M, 1-0
May 5, 2021	N^	No. 11 Penn State, 3-1


Nov. 15, 2020	N^^	No. 1 North Carolin, 3-2
Nov. 13, 2020	N^^	No. 6 Duke, 4-0
Nov. 10, 2020	N^^	No. 12 Notre Dame, 2-0
Nov. 1, 2020	H	No. 3 Clemson, 2-0
Oct. 29, 2020	H	No. 5 Duke, 1-0
Oct. 18, 2020	A	No. 11 Virginia, 4-3
Nov. 24, 2019	H^	No. 17 USF, 2-1
Nov. 22, 2019	H^	No. 16 Brown, 2-0
Nov. 3, 2019	H^^	No. 22 Clemson, 2-1
Oct. 31, 2019	H	No. 9 Duke, 1-0
Oct. 10, 2019	A..	No. 20 Virginia Tech, 3-2 (2ot)
Sept. 26, 2019	A.....	No. 9 Clemson, 2-1
Sept. 12, 2019	H.....	No. 24 Colorado, 3-2 (ot)
Aug. 25, 2019	H.....	No. 16 Wisconsin, 1-0 (ot)
Dec. 2, 2018	N^	No. 3 North Carolina, 1-0
Nov. 30, 2018	N^	No. 1 Stanford, 2-0
Nov. 23, 2018	H^	No. 14 Penn State, 1-0
Nov. 16, 2018	H^	No. 20 USF, 3-1
Nov. 4, 2018	N^^	No. 3 North Carolina, 3-1
Nov. 2, 2018	N^^	No. Virginia, 3-1
Oct. 28, 2018	A.....	No. 21 Texas A&M, 1-0
Oct. 21, 2018	A.....	No. 6 Virginia, 2-0
Sept. 2, 2018	H.....	No. 2 UCLA, 4-1
Oct. 12, 2017	A.....	No. 10 Florida, 2-0
Nov. 4, 2016	N^^	No. 9 Clemson, 1-0
Oct. 20, 2016	H.....	No. 4 Duke, 1-0 (ot)
Sept. 17, 2016	H.....	No. 17 UConn, 3-0
Aug. 19, 2016	A.....	No. 8 Texas A&M, 1-0
Nov. 27, 2015	H^	No. 21 Texas A&M, 5-0
Nov. 22, 2015	H^	No. 19 Auburn, 2-0
Nov. 6, 2015	N^^	No. 8 North Carolina, 2-1
Oct. 11, 2015	H.....	No. 1 North Carolina, 1-0
Sept. 27, 2015	A.....	No. 16 Notre Dame, 1-0
Sept. 24, 2015	H.....	No. 7 Clemson, 3-1
Sept. 4, 2015	H.....	No. 3 Texas A&M, 3-1
Dec. 7, 2014	N&	No. 4 Virginia, 1-0
Dec. 5, 2014	N^	No. 3 Stanford, 2-0
Nov. 28, 2014	H^	No. 18 South Carolina, 5-0
Nov. 23, 2014	H^	No. 21 UCF, 1-0
Nov. 9, 2014	N^^	No. 4 Virginia, 1-0
Nov. 7, 2014	N^^	No. 10 Notre Dame, 3-1
Oct. 12, 2014	H.....	No. 9 Virginia Tech, 2-1
Sept. 28, 2014	H.....	No. 3 Virginia, 1-0
Aug. 22, 2014	H.....	No. 11 Portland, 1-0
Dec. 6, 2013	N^	No. 4 Virginia Tech, 3-2
Nov. 21, 2013	H^	No. 22 Ole Miss, 3-1
Nov. 10, 2013	N^^	No. 6 Virginia Tech, 1-0
Nov. 8, 2013	N^^	No. 4 North Carolina, 2-1 (ot)
Oct. 31, 2013	H.....	No. 19 Notre Dame, 2-1 (2ot)
Oct. 24, 2013	A.....	No. 4 Virginia Tech, 2-1
Sept. 18, 2013	H.....	No. 5 North Carolina, 1-0
Sept. 15, 2013	A.....	No. 12 Duke, 2-1
Sept. 1, 2013	H.....	No. 17 UCF, 1-0 (ot)
Aug. 30, 2013	A.....	No. 8 Florida, 3-0
Nov. 18, 2012	H^	No. 15 Texas A&M, 4-0
Oct. 28, 2012	H^^	No. 21 Boston College, 4-0
Oct. 21, 2012	A.....	No. 5 Maryland, 1-0
Oct. 14, 2012	H.....	No. 13 Virginia, 1-0 (ot)
Oct. 11, 2012	H.....	No. 19 Virginia Tech, 1-0
Sept. 27, 2012	A.....	No. 9 North Carolina, 1-0
Sept. 16, 2012	H.....	No. 14 Wake Forest, 1-0
Sept. 13, 2012	H.....	No. 2 Duke, 1-0
Aug. 31, 2012	H.....	No. 22 Florida, 1-0
Aug. 24, 2012	A.....	No. 9 UCF, 1-0
Nov. 8, 2011	H^	No. 8 Virginia, 3-0
Nov. 4, 2011	N^^	No. 5 Virginia, 2-1
Oct. 30, 2011	A^^	No. 11 North Carolina, 1-0 (2ot)
Oct. 16, 2011	H.....	No. 9 Boston College, 1-0
Sept. 9, 2011	A.....	No. 9 Florida, 3-2
Sept. 2, 2011	H.....	No. 11 Marquette, 3-1
Aug. 19, 2011	A.....	No. 19 Oregon State, 1-0
Nov. 20, 2010	H^	No. 12 Marquette, 3-0

Nov. 14, 2010	H^	No. 25 South Florida, 2-1
Oct. 31, 2010	A.....	No. 11 Boston College, 1-0
Oct. 3, 2010	H.....	No. 16 Duke, 3-1
Sept. 30, 2010	H.....	No. 19 Wake Forest, 1-0
Aug. 20, 2010	A..	No. 18 Washington State, 1-0
Nov. 20, 2009	H^	No. 22 Texas A&M, 2-1 (2ot)
Nov. 6, 2009	N^^	No. 14 Virginia Tech, 2-0
Nov. 1, 2009	A.....	No. 17 Virginia Tech, 2-1
Oct. 22, 2009	H. No. 2	North Carolina, 3-2 (2ot)
Sept. 27, 2009	H.....	No. 3 Boston College, 3-2
Sept. 24, 2009	H.....	No. 9 Maryland, 2-1
Sept. 18, 2009	A.....	No. 7 Florida, 1-0 (ot)
Sept. 13, 2009	H.....	No. 24 UAB, 8-0
Sept. 4, 2009	H.....	No. 10 Penn State, 2-1
Nov. 22, 2008	H^	No. 10 Boston College, 1-0
Oct. 19, 2008	H.....	No. 9 Duke, 5-2
Oct. 16, 2008	H.....	No. 16 Wake Forest, 5-0
Oct. 5, 2008	A.....	No. 14 Boston College, 1-0
Aug. 31, 2008	N.....	No. 12 Connecticut, 3-0
Aug. 29, 2008	A.....	No. 9 Penn State, 4-1
Dec. 7, 2007	N^^	No. 11 Notre Dame, 3-2
Nov. 30, 2007	H^	No. 24 Connecticut, 3-2 (2ot)
Nov. 23, 2007	H^	No. 7 Texas, 4-0
Nov. 9, 2007	N^^	No. 22 Wake Forest, 5-2
Nov. 7, 2007	N^^	No. 15 Boston College, 1-0
Nov. 1, 2007	A.....	No. 25 Clemson, 2-0
Oct. 14, 2007	H.....	No. 7 Boston College, 1-0
Nov. 24, 2006	H^	No. 21 Clemson, 2-1
Nov. 19, 2006	H^	No. 15 Illinois, 1-0
Nov. 12, 2006	H^	No. 24 California, 3-1
Oct. 19, 2006	A.....	No. 19 Wake Forest, 3-2
Aug. 27, 2006	H.....	No. 1 Portland, 2-1
Nov. 20, 2005	H.....	No. 6 California, 2-1
Nov. 2, 2005	N^^	No. 23 Clemson, 4-0
Oct. 29, 2005	A.....	No. 23 Clemson, 3-0
Oct. 23, 2005	H.....	No. 6 Duke, 2-1 (2ot)
Oct. 21, 2005	H.....	No. 23 Wake Forest, 4-1
Oct. 9, 2005	H.....	No. 10 Boston College, 3-0
Sept. 16, 2005	A.....	No. 13 Florida, 4-2
Sept. 17, 2004	H.....	No. 10 Clemson, 2-1
Aug. 27, 2004	H.....	No. 16 Arizona State, 3-2
Nov. 28, 2003	A^	No. 8 Florida, 1-0
Nov. 23, 2003	A^	No. 10 West Virginia, 3-2 (2ot)
Nov. 7, 2003	N^^	No. 25 Maryland, 1-0
Oct. 10, 2003	H.....	No. 15 Duke, 3-0
Oct. 25, 2002	A.....	No. 22 Maryland, 1-0
Oct. 18, 2002	A.....	No. 20 NC State, 5-1
Sept. 17, 2001	A.....	No. 9 Clemson, 3-2
Nov. 12, 2000	A^	No. 11 Florida, 2-1
Oct. 17, 2000	H. No. 3	North Carolina, 3-2 (2ot)
Oct. 7, 2000	H.....	No. 20 Wake Forest, 2-0
Sept. 10, 2000	H.....	No. 7 Texas A&M, 4-1
Aug. 25, 2000	H.....	No. 10 Florida, 3-2
Oct. 27, 1996	H.....	No. 18 NC State, 4-2
Oct. 20, 1996	H.....	No. 10 Clemson, 1-0

6 denotes NCAA Tournament National Championship Game

^ denotes NCAA Tournament Match

^^ denotes ACC Tournament Match

**TALBOT "SANDY" D'ALEMBERTE SCHOLARSHIP**

Former Florida State University President Talbot "Sandy" D'Alemberte appreciates the contribution that competitive sports can make to strengthen the intellect as well as the body. A classic Renaissance Man, President D'Alemberte enhanced the entire range of University initiatives through his own personal generosity. With a major gift, he propelled the Seminole Boosters Dynasty Campaign forward by establishing a fully endowed Scholarship for Seminole Women's Soccer.

**BRENT SEMBLER
"GOALKEEPER POSITION" SCHOLARSHIP**

Vice Chairman of the Sembler Company, one of the country's most recognized shopping center development and management companies, Brent Sembler is among the most familiar names and faces in the highest echelons of Florida politics and finance. As renowned philanthropists, Brent and Debbie Sembler are relentless fundraisers for a range of charitable causes. Brent played Club Soccer for the Seminoles as a student in the late 1970s and has continued to follow and encourage support for the sport among young people. Brent has expressed his love for the sport and for his University by endowing a Named Position Scholarship for Seminole Women's Soccer. The starting goalkeeper at FSU will now carry the Brent Sembler Scholarship.


**CHARLES & DIANE MORRIS SCHOLARSHIP**

A 1970 West Point graduate, Colonel Charles A. Morris, Ed.D., FSU 1994, honorably served our nation over a distinguished 27-year Army career. Diane faithfully served FSU from 1990-94 as an honored academic advisor in the Department of Psychology while Chuck commanded the Army ROTC Seminole Battalion. The Morris' returned to FSU in 1997 and Chuck began work in the Department

of Athletics. Chuck and Diane became fans of Florida State soccer and recognized the importance of providing scholarships for future generations of student-athletes. As an expression of their loyalty, commitment and admiration for FSU, they have endowed the outside right forward position.

**LES & RUTH AKERS SCHOLARSHIP**

Successful businessman, tireless fundraiser for Seminole Athletics and leader in all areas of FSU alumni involvement, Les Akers and his wife Ruth, holder of a graduate degree in music, have expressed their love for the University by endowing a scholarship for soccer.

**HUNTER MCINTOSH**

After playing professional tennis for several years, former FSU student-athlete Hunter McIntosh decided to endow an athletic scholarship for soccer to show his support for women's athletics here at Florida State. Throughout his lifetime, he never lost his love or commitment to Seminole Athletics. Hunter's feeling for FSU can be summed up in his own words of "Once a Nole, always a Nole".

**LOUIS J. & MARION T. TAORMINA SCHOLARSHIP**

Marion Taormina Hargett ('93) and Louis Charles Taormina ('96) have endowed this scholarship in honor of their parents, Louis Joseph Taormina and Marion Thomson Taormina who were passionate sports fans and dedicated and loving parents. Their gift is in gratitude for the endless love, support and guidance provided by their parents and for exposing them to all types of academic and athletic activities, but the sport that the entire family embraced

the most was soccer with Lou coaching both his daughter's and son's soccer teams. This scholarship reinforces their parents' core values of participation in athletics, hard work in the classroom and dedication to being an active member in the community. As parents of FSU graduates, Marion and Lou adopted FSU and this scholarship serves as a lasting memory of their love and admiration for this University.



Enthusiastic Tallahassee business leaders formed the first Seminole Boosters organization in the summer of 1951. Their purpose was to support an ambitious Seminole football program rapidly growing in popularity. A brand new stadium and increasing program costs motivated the Boosters to make fundraising their first priority, a priority that remains their primary purpose.

Today, Seminole Boosters, Inc. is one of the leading collegiate athletic fundraising organizations in America. Contributors account for more than \$13 million in annual funds, plus at least \$10 million per year in capital gifts. The Seminole Boosters Scholarship Endowment has nearly \$50 million under management, and the Boosters are involved with a wide range of enterprises including affinity programs, logos & licensing, gameday parking, concessions, the University Center Club, skybox management and the construction of athletic facilities.

Florida State Athletics provides each of our men's and women's teams with the maximum number of scholarships allowed by the NCAA. In addition to the field competitors, scholarships are also provided to student trainers, managers and graduate assistants who are vital to an athletic program.

The last 20 years have seen a threefold rise in the cost of athletic scholarships at Florida State. Today, more than \$350,000 is needed to permanently endow a Florida State athletic scholarship. Most of the top public universities with whom Florida State competes and to whom we are compared, have endowed all of their athletic scholarships.

Established in 1986 under the direction of William M. Parker of Clearwater, the Seminole Boosters Endowed Scholarship Program is the final step toward perpetual funding of all scholarships for student-athletes at Florida State. Those individuals who contribute to the endowment fund for athletic scholarships at Florida State University gain membership in the Seminole Heritage Foundation.

Thanks to the efforts of former FSU President Talbot "Sandy" D'Alemberte, Les and Ruth Akers, Charles and Diane Morris, Hunter McIntosh, Brent Sembler and Louis and Marion Taormina an effort has now begun to ensure the endowment of the Florida State soccer program.



Garnet
& Goal
Club

A
 Marai Alagoa..... 2021-23
 Briana Alston..... 2016
 Courtney Asbra 1999

B
 Marta Bakowska-Mathews 2011-14
 Katie Beal 2001-04
 Jessica Bell 2002-03
 Olivia Bergau 2015-18
 Malia Berkely 2016, 18-20
 Emma Bissell 2021-22
 Linn Bogren 2020
 Katie Bollinsky 2009
 Brooke Bollinger 2018-20
 Angela Bonaffino 1996-99
 Kristin Boyce 2000-03
 Emma Breland 2000
 Caroline Brockmeier 2015
 Tiana Brockway 2009-12
 Erin Brown 2003
 Jody Brown 2020-23
 Micah Brown 2010
 Rachel Brown 2007
 Jordan Bryant 2005
 Dagny Brynjarsdottir 2011-14
 Kara Buono 2011
 Janet Burke 2000-01
 Camie Bybee 2001-04
 Stephanie Byrd 1995

C
 Marion Cagle 2001-04
 Megan Campbell 2013-15
 Gabby Carle 2017-21
 Abby Carr 2010
 Monterae Carter 2011
 Dayna Castellanos 2016-19
 Janica Cayman 2010-11
 Taryn Cervi 1997
 Christina (CC) Cobb 2010-11
 Shannon Coe 2002
 Alyssa Conarton 2019-20
 Megan Connolly 2015-18
 Summer Corum 2000-02
 Sarah Crawford 1999-00
 Marisha Crowe 2000
 Kristen Crowley 2013-16
 Alex Crown 2009

D
 Amanda DaCosta 2007-10
 Stephanie Dame 2002
 Victoria Damren 2006-07
 Sarah Deacon 1998-00
 Leslie Del Rio 1996-99
 Summer Denigan 2022
 Dana Denker 2001
 Mellina Descary 2022
 Kimmy Diaz 2006, 08-09
 Stephanie Dietrich 1997-00
 Bella Dorosy 2017-18
 Dallas Dorosy 2015-18
 Nickolette Driesse 2013-14
 Jessica Driscoll 1995-98
Jordynn Dudley 2023-
 Kelly Duffek 1995-96
 Sara Dunlap 2000
 Heather Dyche 1998-01

E
 Lizzie Easton 1995
 Onyi Echegini 2022-23
 Maren Vik Edvardsen 1998-01
 Marte Vik Edvardsen 1998-01
 Becky Edwards 2006-09
 Macayla Edwards 2015-18

F
 Alli Ferreri 2002-05
 Jamie Fields 2011-14
 Nicole Fischer 2012
 Lauren Flynn 2020-23
 Danielle Foard 1997-00
 Ashlee Fontes 1999-02
 Jill Ford 1997-98
 Holly Fritz 2015-16

G
 Leah Gallegos 2002-04
 Shane Gallo 2001
 Jenny Garcia 2000-02
 Olivia Garcia 2022-2023
 Ansley Gascoigne 1999
 Tori George 2000, 2002
 Libby Gianeskis 2004-07
Heather Gilchrist 2022-
 Katya Gokhman 2010-11
 Haylie Grant 2014-17
 Amanda Green 1999
 Erin Grimsley 1996-97
 Kristin Grubka 2011-14
 Jamie Gurtov 1997-99

H
 Debbie Hahn 2014
 Michaela Hahn 2012-15
 Janey Hallberg 1999

Taylor Hallmon 2016-18
 Ashley Halter 1997-00
 Dria Hampton 2016
 Rylee Hart 2012
 Allison Hogan 1995-97
 Kahlia Hogg 2012-13
 Amelia Horton 2021-22
 Jaelin Howell 2018-21
 Ari Hudson 2014-17
 Kelly Huff 1995-96
Taylor Huff 2023-
 Breezy Hupp 2009-10
 Tori Huster 2008-11

I
 Gina Iacovella 1999
 Iraia Iturregi 2006
Ran Iwai 2020-

J
 Ines Jaurena 2009-12
 Caroline Jeffers 2018
 Elin Jensen 2015-16
 Jordan Johnson 2010-11
 Kim Johnson 1998
 Meredith Jones 1999-02
 Melissa Juhl 1995-98
 Mia Justus 2021

K
 Ali Kalayjian 2019
 Kassey Kallman 2010-13
 Marissa Kazbour 2007-09
 Morgan Kennedy 2014
 Nora Kervroedan 2012-13
 Erin Kleppa 2010
 Emma Koivisto 2014-17
 Heidi Kollanen 2016-17
 Amanda Kopale 2016
 Natalia Kuikka 2015-18
 Selin Kuralay 2005-06

L
 Paige LaBerge 2019
 Casey Lademann 2007
 Julie Lanco 2008
 Janine Lavoie 1995-98
Olivia Lebdaoui 2022-
 Erica Lewis 2002-03
 Rachel Lim 2007-10
 Yulie Lopez 2013
 Katie Lunn 1995-97
 Lauren Lynch 1995-98
 Kristina Lynch 2018-21

M
 Emily Madril 2017, 2020-2021
 Brittney Marriott 2006
 Trish Martin 1999
 Margo McAuley 2007-08
 Kasey McCall 1996-97
 Tiffany McCarty 2008-09, 11-12
 Anna McClung 2013
 Rachel McDowell 2003-05
 Kristen McFarland 2016, 2018-20
 Kelly McGrath 1995
 Joy McKenzie 2001-04
 Erin McNulty 2007, 09
 Nichole Mercier 2010
 Cassie Miller 2014-17
 Kate Milstead 2007-08
 Ali Mims 2001, 05-06
 Gianna Mitchell 2020-2021
 Doriana Moul 2016
 Tifani Mullen 2009-10
 Hikaru Murakami 2011-14
 April Murphy 1997-00
 Paige Murray 2005

N
 Abbey Newton 2019
 Lellanni Nesbeth 2019-23
Sophia Nguyen 2022-
 Jenna Nighswonger 2019-22
Peyton Nourse 2023-
 Molly Nye 1995-98

O
 Viola Odebrecht 2005
 Beata Olsson 2021-23
 Alexa Orrante 2018
 Alexandra Osorio 1995-98

P
 Leah Pais 2023
 Anna Patten 2017-18
 Heather Payne 2019-22
 Kirsten Pavlisko 2018-21
 Christy Peacock 1998-01
 Holly Peltzer 2004-07
 Madisyn Pezzino 2017
 Julia Phillips 2016
 Carson Pickett 2012-15
 Kelley Poole 1996
 Jessica Poppel 1999
 Toni Pressley 2008-11
 Jessica Price 2008-09, 11-12
 Natalie Punal 2011

Minna Pyykko 2005

R
Claire Rain 2023-
 Toby Ranck 2003-06
 Jez Ratliff 2001-04
 Taylor Radecki 2019
 Armani Rice 2004
 Lindsey Rice 2010
 Adrienne Richardson 2017
 Katie Riley 2011
 Teresa Rivera 2002-05
 Clara Robbins 2017-2022
 Jenni Roberts 1995
 Kelly Robinson 1999
 Cristina Roque 2020-23
 Sarah Rosseau 2003-05
 Kelly Rowland 2003-06

S
 Melissa Samokishyn 2004-06
 Kacy Scarpa 2013-14
 Isabella Schmid 2012-15
 Katrin Schmidt 2005-08
 Julia Schnugg 2003-04
 Cindy Schofield 1999-02
 Erica Schuler 1995
 Nicole Sedgwick 1996-97
 Maike Seuren 2006
 Jenni Sharpe 1995
 Sally Shelgren 1997-98
 Ceci Shell 2005
 Casey Short 2008-10, 12
 Jordan Sims 1998
 Sage Sizemore 2004-06
 Shannon Smith 1995
 Alyssa Stadecker 2021
 Annie Stalzer 2006-08
 Ella Stephan 2008-11
 Shannon Stoutamire 1995
 Jacki Stradtman 1995
 Erika Sutton 2007-08
 Marlo Sweatman 2013
 Colette Swensen 2003-06
 Lauren Switzer 2007-09
 Autumn Swofford 1996

T
 Yo Tachibana 2016
 Maggie Taitano 2023
 Katie Talley 1999-02
 Sanna Talonen 2007-08
 Makala Thomas 2018-20
 Becky Thompson 2006
 Berglind Thorvaldsdottir 2013-15
 Kaycie Tillman 2015-18
Addie Todd 2023-
 Amber Tollefson 2000-03
 Justina Torres 1996-97
 India Trotter 2003-06
 Onnie Trusty 2006

V
 Jessica Vaccaro 2005
 Taylor Vancil 2011-12
 Kirsten van de Ven 2005-07
Mimi Van Zanten 2023-
 Erin Vester 1995
 Gloriana Villalobos 2017-19

W
 Sarah Wagenfuhr 2005-08
 Janna Walkup 1995-98
 Rachael Watkin 1997-00
 Melissa Wheeler 2006
 Cheyna Williams 2014-15
 Madison Winter 2010
 Kelsey Wys 2010-13

Y
 Mami Yamaguchi 2005-07
 Jennifer Yocca 1995-96
 Kerry York 2001-03

Z
 Yujie Zhao 2018-21
 Susanna Zorn 2008-09
 Kaitlyn Zipay 2020-23

Briana Alston						
Year	GP-GS	Sh	G	A	P	GW
2016	7-1	0	0	0	0	0
Total	7-1	0	0	0	0	0

Year	GP-GS	Sh	G	A	P	GW
2011	20-4	7	0	1	1	0
2012	11-0	5	2	3	7	0
2013	23-3	36	8	4	20	3
2014	26-7	42	9	6	24	3
Total	80-14	90	19	14	52	6

Year	GP-GS	Sh	G	A	P	GW
2002	9-0	2	1	0	2	0
2003	7-0	0	0	0	0	0
Total	16-0	2	1	0	2	0

Malia Berkely						
Year	GP-GS	Sh	G	A	P	GW
2016	22-22	27	1	2	4	1
2018	27-27	19	1	7	9	0
2019	24-24	26	2	4	8	1
2020	11-11	7	0	1	1	0
Total	84-84	79	4	14	22	2

Katie Bolinsky						
Year	GP-GS	Sh	G	A	P	GW
2009	17-0	7	2	0	4	0
Total	17-0	7	2	0	4	0

Kristin Boyce						
Year	GP-GS	Sh	G	A	P	GW
2000	22-18	9	2	1	5	1
2001	24-24	30	5	1	11	1
2002	23-23	19	1	1	3	0
2003	14-14	14	3	2	8	0
Total	83-78	72	11	5	27	3

Year	GP-GS	Sh	G	A	P	GW
2009	25-25	4	0	2	2	0
2010	20-20	5	0	3	3	0
2011	26-26	22	2	4	8	0
2012	24-23	11	2	2	6	1
Total	95-94	42	4	11	19	1

Erin Brown						
Year	GP-GS	Sh	G	A	P	GW
2003	6-0	1	0	0	0	0
Total	6-0	1	0	0	0	0

Rachel Brown						
Year	GP-GS	Sh	G	A	P	GW
2007	17-0	9	0	0	0	0
Total	17-0	9	0	0	0	0

Dagny Brynjarsdóttir						
Year	GP-GS	Sh	G	A	P	GW
2011	21-20	28	5	3	13	2
2012	18-17	43	9	9	27	5
2013	25-25	74	14	5	33	7
2014	23-21	87	16	6	38	5
Total	87-83	232	44	23	111	19

Janet Burke						
Year	GP-GS	Sh	G	A	P	GW
2000	23-0	14	0	3	3	0
2001	8-0	4	0	0	0	0
Total	31-0	18	0	3	3	0

Stephanie Byrd						
Year	GP-GS	Sh	G	A	P	GW
1995	3-0	0	0	0	0	0
Total	3-0	0	0	0	0	0

Marion Cagle						
Year	GP-GS	Sh	G	A	P	GW
2001	23-0	2	0	0	0	0
2002	18-0	1	0	0	0	0
2003	23-21	1	0	0	0	0
2004	20-20	2	0	1	1	0
Total	84-41	4	0	2	2	0

Abby Carr	GP-GS	Sh	G	A	P	GW
2010	6-1	0	0	0	0	0
Total	6-1	0	0	0	0	0

Year	GP-GS	Sh	G	A	P	GW
2016	13-13	51	7	0	14	3
2017	20-20	41	19	3	41	7
2018	23-21	114	10	8	38	5
2019	20-20	95	12	11	35	5
Total	82-80	344	48	22	118	20

Year	GP-GS	Sh	G	A	P	GW
1997	15-12	2	0	1	1	0
Total	15-12	2	0	1	1	0

Shannon Coe						
Year	GP-GS	Sh	G	A	P	GW
2002	22-3	3	0	1	1	0
Total	22-3	3	0	1	1	0

Megan Connolly						
Year	GP-GS	Sh	G	A	Pts	GW
2015	22-21	67	9	10	28	4
2016	22-22	49	7	4	18	5
2017	20-9	28	3	3	9	1
2018	24-3	19	2	3	7	0
Total	88-55	163	21	20	62	10

Marisha Crowe						
Year	GP-GS	Sh	G	A	P	GW
2000	14-0	2	0	0	0	0
Total	14-0	2	0	0	0	0

Kirsten Crowley						
Year	GP-GS	Sh	G	A	P	GW
2013	26-19	5	1	0	2	1
2014	26-26	11	1	1	3	0
2015	24-24	21	3	5	11	0
2016	22-22	15	1	4	6	1
Total	97-90	52	6	10	22	2

Stephanie Dame						
Year	GP-GS	Sh	G	A	P	GW
2002	6-0	1	0	0	0	0
Total	6-0	1	0	0	0	0

Year	GP-GS	Sh	G	A	P	GW
2006	6-0	4	0	1	1	0
2007	7-0	2	0	0	0	0
Total	13-0	6	0	1	1	0

Year	GP-GS	Sh	G	A	P	GW
1996	3-2	5	0	0	0	0
1997	9-0	6	1	0	2	0

Summer Denigan						
Year	GP-GS	Sh	G	A	P	GW
2001	3-0	2	0	0	0	0
Total	3-0	2	0	0	0	0

Year	GP-GS	Sh	G	A	P	GW
2001	8-0	1	0	0	0	0
Total	8-0	1	0	0	0	0

Melina Descary						
Year	GP-GS	Sh	G	A	P	GW
2022	10-0	3	0	0	0	0
Total	10	3	0	0	0	0

Stephanie Diertrich						
Year	GP-GS	Sh	G	A	P	GW
1997	11-7	6	1	1	3	0
1998	18-12	10	0	0	0	0
1999	16-12	7	2	0	4	0
Total	45-31	23	3	1	7	0

Dallas Dorosy						
Year	Gp-GS	SH	G	A	P	GW
2015	21-5	9	3	1	7	0
2016	20-12	18	2	1	5	0
2017	20-12	25	8	3	19	0
2018	27-0	30	7	2	16	1
Total	88-29	82	20	7	47	1

Nickolette Driesse						
Year	GP-GS	Sh	G	A	P	GW
2013	28-27	30	0	7	7	0
2014	20-6	14	1	1	3	0
Total	48-33	44	1	8	10	0

Jessica Driscoll						
Year	GP-GS	Sh	G	A	P	GW
1995	14-6	8	3	2	8	0
1996	9-0	1	1	0	2	0
1997	14-0	6	3	1	7	1
1998	8-1	2	0	0	0	0
Total	45-7	17	7	3	17	1

Jordynn Dudley						
Year	GP-GS	Sh	G	A	P	GW
2023	22-22	64	14	9	37	5
Total	22-22	64	14	9	37	5

Kelly Duffeck						
Year	GP-GS	Sh	G	A	P	GW
1995	18-16	6	1	0	2	0
1996	10-0	1	0	0	0	0
Total	28-6	7	1	0	2	0

Sara Dunlap						
Year	GP-GS	Sh	G	A	P	GW
2000	1-0	0	0	0	0	0
Total	1-0	0	0	0	0	0

Heather Dyche						
Year	GP-GS	Sh	G	A	P	GW
1998	11-3	2	1	0	2	1
1999	1-0	0	0	0	0	0
2000	17-5	5	1	0	2	0
2001	23-23	13	1	5	13	1
Total	52-31	20	3	5	17	2

Lizzie Easton						
Year	GP-GS	Sh	G	A	P	GW
1995	17-9	8	1	2	4	0
Total	17-9	8	1	2	4	0

Onyi Echegini						
Year	GP-GS	Sh	G	A	P	GW
2022	21-20	46	11	6	28	2
2023	23-21	70	16	5	37	4
Total	44-41	116	27	11	65	6

Macayla Edwards						
Year	GP-GS	Sh	G	A	P	GW
2015	17-12	0	0	1	1	0
2016	22-17	29	2	3	7	0
2017	8-7	3	0	0	0	0
2018	14-2	6	0	1	1	0
Total	61-38	38	2	5	9	0

Maren Vik Edvardsen						
Year	GP-GS	Sh	G	A	P	GW
1998	20-8	33	8	2	18	1
1999	20-20	30	9	3	21	4
2000	23-0	24	5	4	14	1
2001	24-23	50	6	10	22	0
Total	87-51	137	28	19	75	6

Marte Vik Edvardsen						
Year	GP-GS	Sh	G	A	P	GW
1998	20-2	23	3	1	7	0
1999	20-20	35	4	3	11	0
2000	24-24	56	5	4	14	2
2001	13-13	18	1	3	5	1
Total	77-59	132	13	11	37	3

Becky Edwards						
Year	GP-GS	Sh	G	A	P	GW
2006	26-25	13	1	8	10	1
2007	27-27	15	3	3	9	0
2008	17-12	14	1	1	3	0
2009	25-25	46	5	8	18	1
Total	95-89	88	10	20	40	2

Alli Ferreri						
Year	GP-GS	Sh	G	A	P	GW
2002	23-0	8	1	1	3	1
2003	21-1	3	1	0	2	0
2004	16-3	7	1	0	2	0
2005	13-1	11	3	0	6	0
Total	73-5	29	6	1	13	1

Jamia Fields						
Year	GP-GS	Sh	G	A	P	GW
2011	26-13	30	2	6	10	0
2012	24-21	48	3	8	14	1
2013	28-27	33	5	8	18	2
2014	25-25	37	4	8	16	1
Total	103-86	148	14	30	58	4

Lauren Flynn						
Year	GP-GS	Sh	G	A	P	GW
2020	15-6	8	0	1	1	0
2021	25-25	14	2	1	5	1
2022	22-22	5	1	0	2	1
2023	23-23	13	5	1	11	1
Total	85-76	40	8	3	19	3

Danielle Foard						
Year	GP-GS	Sh	G	A	P	GW
1997	19-12	3	0	1	1	0
1998	17-9	6	0	1	1	0
1999	8-8	1	0	0	0	0
2000	4-1	0	0	0	0	0
Total	48-30	10	0	2	2	0

Ashlee Fontes						
Year	GP-GS	Sh	G	A	P	GW
1999	12-0	0	0	0	0	0
2000	24-24	0	0	0	0	0
2001	24-17	2	0	0	1	0
2002	23-22	2	0	0	0	0
Total	83-63	4	0	0	1	0

Jill Ford						
Year	GP-GS	Sh	G	A	P	GW
1997	20-18	31	5	1	11	1
1998	21-20	44	5	0	10	0
Total	41-38	75	10	1	11	1

Holly Fritz						
Year	GP-GS	Sh	G	A	P	GW
2015	15-2	10	0	0	0	0
2016	9-0	6	0	0	0	0
Total	24-2	16	0	0	0	0

Leah Gallegos						
Year	GP-GS	Sh	G	A	P	GW
2002	23-4	64	7	7	21	3
2003	26-26	109	18	3	39	7
2004	11-11	24	3	4	10	1
Total	60-41	197	28	14	70	11

Shane Gallo						
Year	GP-GS	Sh	G	A	P	GW
2001	12-0	2	0	1	1	0
Total	12-0	2	0	1	1	0

Jenny Garcia						
Year	GP-GS	Sh	G	A	P	GW
2000	20-0	4	0	0	0	0
2001	24-12	15	3	0	6	0
2002	23-23	23	0	2	2	0
Total	67-35	42	3	2	8	0

Olivia Garcia						
Year	GP-GS	Sh	G	A	P	GW
2022	20-4	25	3	5	11	0
2023	18-2	16	4	2	10	1
Total	38-6	41	7	7	21	1

Ashley Gascoigne						
Year	GP-GS	Sh	G	A	P	GW
1999	5-0	0	0	0	0	0
Total	5-0	0	0	0	0	0

Tori George						
Year	GP-GS	Sh	G	A	P	GW
2000	18-3	1	0	0	0	0
2002	18-11	2	1	0	2	0
Total	36-4	3	1	0	2	0

Libby Gianeskis						
Year	GP-GS	Sh	G	A	P	GW
2004	19-4	2	0	1	1	0

2005	19-5	6	0	1	1	0
2006	24-24	3	1	0	2	1
2007	27-27	0	0	0	0	0
Total	89-60	11	1	2	4	1

Heather Gilchrist						
Year	GP-GS	Sh	G	A	P	GW
2022	23-22	0	0	1	1	0
2023	21-21	2	0	2	2	0
Total	44-43	2	0	3	3	0

Katya Gokhman						
Year	GP-GS	Sh	G	A	P	GW
2010	12-2	6	1	1	3	0
2011	7-1	0	0	0	0	0
Total	19-3	6	1	1	3	0

Haylie Grant						
Year	GP-GS	Sh	G	A	P	GW
2014	8-0	0	0	1	1	0
2015	11-1	4	0	0	0	0
2016	16-3	3	1	2	4	0
2017	1-0	0	0	0	0	0
Total	36-4	7	1	3	5	0

Amanda Green						
Year	GP-GS	Sh	G	A	P	GW
1999	11-0	3	1	0	2	0
Total	11-0	3	1	0	2	0

Erin Grimsley						
Year	GP-GS	Sh	G	A	P	GW
1996	16-12	25	4	4	12	2
1997	10-6	15	3	1	7	1
Total	26-18	40	7	5	19	3

Kristin Grubka						
Year	GP-GS	Sh	G	A	P	GW
2011	26-12	22	3	3	9	2
2012	24-24	30	5	6	16	2
2013	28-28	30	4	0	8	1
2014	26-26	33	3	5	11	2
Total	104-90	115	15	14	44	7

Debbie Hahn						
Year	GP-GS	Sh	G	A	P	GW
2014	11-0	4	0	1	1	0
Total	11-0	4	0	1	1	0

Michaela Hahn						
Year	GP-GS	Sh	G	A	P	GW
2012	24-2	22	1	0	2	0
2013	28-27	39	3	7	13	0
2014	26-24	35	0	6	6	0
2015	25-25	41	5	1	11	2
Total	103-78	128	9	14	32	2

Janey Hallberg						
Year	GP-GS	Sh	G	A	P	GW
1999	14-1	12	1	0	2	0
Total	14-1	12	1	0	2	0

Ashley Halter						
Year	GP-GS	Sh	G	A	P	GW
1997	19-5	10	1	1	3	0
1998	16-2	8	0	0	0	0
1999	19-12	9	3	2	8	2
2000	24-21	7	1	2	4	0
Total	78-40	34	5	5	15	2

Jordan Johnson						
Year	GP-GS	Sh	G	A	P	GW
2010	19-5	4	0	1	1	0
2011	3-0	1	0	2	2	0
Total	22-5	5	0	3	3	0

Kim Johnson						
Year	GP-GS	Sh	G	A	P	GW
1998	0-0	0	0	0	0	0
Total	0-0	0	0	0	0	0

Meredith Jones						
Year	GP-GS	Sh	G	A	P	GW
1999	18-6	4	1	0	2	0
2000	24-24	8	0	4	4	0
2001	24-9	10	1	2	4	0
2002	23-22	19	1	1	3	0
Total	89-61	41	3	7	13	0

Kassey Kallman						
Year	GP-GS	Sh	G	A	P	GW
2010	22-22	13	3	3	9	1
2011	26-26	11	3	3	9	2
2012	18-18	15	2	0	4	0
2013	26-28	21	2	1	5	1
Total	94-94	60	10	7	27	4

Marissa Kazbour						
Year	GP-GS	Sh	G	A	P	GW
2007	27-19	18	3	5	11	0
2008	21-6	17	4	3	11	1
2009	23-7	15	1	3	5	1
Total	71-32	50	8	11	27	2

Morgan Kennedy						
Year	GP-GS	Sh	G	A	P	GW
2014	17-3	3	0	2	2	0
Total	17-3	3	0	2	2	0

Nora Kervroedan						
Year	GP-GS	Sh	G	A	P	GW
2012	20-4	13	2	2	6	1
2013	17-0	10	3	1	7	2
Total	37-4	23	5	3	13	3

Eirin Kleppa						
Year	GP-GS	Sh	G	A	P	GW
2010	19-2	7	0	1	1	0
Total	19-2	7	0	1	1	0

Emma Koivisto						
Year	GP-GS	Sh	G	A	P	GW
2014	23-23	15	2	6	10	1
2015	20-19	8	0	2	2	0
2016	19-19	6	0	2	2	0
2017	17-17	0	0	1	1	0
Total	79-78	29	2	11	15	1

Natalia Kuikka						
Year	GP-GS	Sh	G	A	P	GW
2015	19-18	40	6	5	17	0
2016	19-19	15	0	5	5	0
2017	17-17	23	1	0	2	1
2018	24-24	16	2	1	5	1
Total	79-78	94	9	11	29	2

Selin Kuralay						
Year	GP-GS	Sh	G	A	P	GW
2005	24-23	94	16	9	41	6
2006	26-24	108	13	3	29	5
Total	50-47	142	29	12	70	11

Casey Lademann						
Year	GP-GS	Sh	G	A	P	GW
2007	10-0	3	1	0	2	0
Total	10-0	3	1	0	2	0

Julie Lancos						
Year	GP-GS	Sh	G	A	P	GW
2008	9-1	4	1	1	3	0
Total	9-1	4	1	1	3	0

Janine Lavoie						
Year	GP-GS	Sh	G	A	P	GW
1995	19-19	5	3	1	7	0
1996	20-20	15	0	1	1	0
1997	18-5	0	0	1	1	0
1998	21-19	1	0	0	0	0
Total	78-63	21	3	3	9	0

Olivia Lebdaoui						
Year	GP-GS	Sh	G	A	P	GW
2022	9-0	1	1	0	2	0
Total	9-0	1	1	0	2	0

Erica Lewis						
Year	GP-GS	Sh	G	A	P	GW
2002	21-0	27	4	0	8	0
2003	5-0	1	0	0	0	0
Total	26-0	28	4	0	8	0

Rachel Lim						
Year	GP-GS	Sh	G	A	P	GW
2007	23-0	11	4	3	11	1
2008	23-10	31	3	6	12	0
2009	24-21	36	5	2	12	2
2010	19-15	12	3	4	10	2
Total	89-46	90	15	15	45	5

Yulie Lopez						
Year	GP-GS	Sh	G	A	P	GW
2013	15-3	7	0	2	2	0
Total	15-3	7	0	2	2	0

Katie Lunn						
Year	GP-GS	Sh	G	A	P	GW
1995	19-12	38	6	2	14	0
1996	18-7	22	4	2	10	1
1997	5-1	1	0	0	0	0
Total	42-20	61	10	4	24	1

Lauren Lynch						
Year	GP-GS	Sh	G	A	P	GW
1995	19-12	38	6	2	14	0
1996	18-17	22	4	2	10	1
1997	20-16	13	0	4	4	0
1998	21-19	20	4	3	11	1
Total	78-64	93	14	11	39	2

Emily Madril						
Year	GP-GS	Sh	G	A	P	GW
2017	21-20	7	1	4	6	0
2020	16-16	7	2	0	4	0
2021	25-25	12	3	3	9	0
Total	62-61	26	6	7	19	0

Brittney Marriott						
Year	GP-GS	Sh	G	A	P	GW
2006	5-0	4	1	0	2	0
Total	5-0	4	1	0	2	0

Trish Martin						
Year	GP-GS	Sh	G	A	P	GW
1999	5-0	1	0	0	0	0
Total	5-0	1	0	0	0	0

Kasey McCall						
Year	GP-GS	Sh	G	A	P	GW
1996	19-18	38	9	6	24	1
1997	12-7	16	1	0	2	0
Total	31-25	54	10	6	26	1

Tiffany McCarty						
Year	GP-GS	Sh	G	A	P	GW
2008	23-20	73	11	6	28	2
2009	25-25	67	17	7	41	3
2011	26-26	80	18	6	42	4
2012	24-24	63	17	5	39	5
Total	98-95	283	63	24	150	14

Anna McClung						
Year	GP-GS	Sh	G	A	P	GW
2013	25-1	20	2	0	4	1
Total	25-1	20	2	0	4	1

Rachel McDowell						
Year	GP-GS	Sh	G	A	P	GW
2003	26-2	5	1	2	4	0
2004	16-10	10	1	2	4	1
2005	11-1	2	0	0	0	0
Total	53-13	17	2	4	8	1

Kristen McFarland						
Year	GP-GS	Sh	G	A	P	GW
2016	20-13	27	5	3	13	2
2018	27-28	22	6	1	13	2
2019	24-18	35	9	1	19	3
2020	15-15	13	1	3	5	1
Total	84-71	97	21	8	50	8

Kelly McGrath						
Year	GP-GS	Sh	G	A	P	GW
1995	18-11	14	5	2	12	1
Total	18-11	14	5	2	12	1

Niki Mercier						
Year	GP-GS	Sh	G	A	P	GW
2010	5-1	2	0	0	0	0
Total	5-1	2	0	0	0	0

Gianna Mitchell						
Year	GP-GS	Sh	G	A	P	GW
2020	5-0	3	0	0	0	0
2021	17-0	11	5	1	11	0
Total	22-0	14	5	1	11	0

Doriana Moul						
Year	GP-GS	Sh	G	A	P	GW
2016	9-2	3	0	0	0	0
Total	9-2	3	0	0	0	0

Hikaru Murakami						
Year	GP-GS	Sh	G	A	P	GW
2011	20-0	7	0	2	2	0
2012	23-3	13	1	0	2	1
2013	23-4	6	0	0	0	0
2014	25-8	5	0	3	3	0
Total	91-15	31	1	5	7	1

April Murphy						
Year	GP-GS	Sh	G	A	P	GW
1997	20-13	26	3	6	6	0
1998	21-4	28	4	2	10	1
1999	20-19	28	6	7	19	1
2000	24-6	20	2	2	6	2
Total	85-42	102	14	11	41	3

Paige Murray						
Year	GP-GS	Sh	G	A	P	GW
2005	3-0	2	0	0	0	0
Total	3-0	2	0	0	0	0

Leilanni Nesbeth						
Year	GP-GS	Sh	G	A	P	GW
2019	12-0	8	1	1	3	1
2020	16-16	23	5	3	13	3
2021	24-17	29	1	3	5	0
2022	23-23	19	6	2	14	1
2023	21-21	34	2	5	9	0
Total	96-77	113	15	14	44	5

--

Kelley Poole						
Year	GP-GS	Sh	G	A	P	GW
1996	20-20	56	14	1	29	6
Total	20-20	56	14	1	29	6

Jessica Poppel						
Year	GP-GS	Sh	G	A	P	GW
1999	2-0	0	0	0	0	0
Total	2-0	0	0	0	0	0

Toni Pressley						
Year	GP-GS	Sh	G	A	P	GW
2008	23-4	45	4	1	9	1
2009	25-25	31	2	6	10	1
2010	22-22	19	4	2	10	3
2011	26-25	22	1	2	4	1
Total	96-76	117	11	11	33	6

Jessica Price						
Year	GP-GS	Sh	G	A	P	GW
2008	22-6	32	3	6	12	1
2009	25-24	59	16	10	42	8
2011	24-12	22	4	9	17	2
2012	24-24	21	2	10	14	0
Total	95-66	134	25	35	85	11

Natalie Punal						
Year	GP-GS	Sh	G	A	P	GW
2011	7-0	1	0	0	0	0
Total	7-0	1	0	0	0	0

Claire Rain						
Year	GP-GS	Sh	G	A	P	GW
2023	1-1	0	0	0	0	0
Total	1-1	0	0	0	0	0

Toby Ranck						
Year	GP-GS	Sh	G	A	P	GW
2003	22-2	5	0	0	0	0
2004	20-9	10	1	2	4	0
2005	16-3	7	1	1	3	0
2006	26-13	4	0	3	3	0
Total	64-27	26	2	6	10	0

Jez Ratliff						
Year	GP-GS	Sh	G	A	P	GW
2001	24-7	26	5	6	16	1
2002	23-17	32	6	5	17	1
2003	26-26	37	5	7	17	1
2004	20-20	28	6	2	14	5
Total	73-60	123	22	20	64	8

Armani Rice						
Year	GP-GS	Sh	G	A	P	GW
2004	16-1	5	0	0	0	0
Total	16-1	5	0	0	0	0

Lindsey Rice						
Year	GP-GS	Sh	G	A	P	GW
2010	7-2	3	1	0	2	0
Total	7-2	3	1	0	2	0

Katie Riley						
Year	GP-GS	Sh	G	A	P	GW
2011	25-2	2	0	4	4	0
Total	25-2	2	0	4	4	0

Teresa Rivera						
Year	GP-GS	Sh	G	A	P	GW
2002	21-12	1	0	1	1	0
2003	24-16	6	0	3	3	0
2004	20-17	2	1	1	3	0
2005	25-25	4	0	6	6	0
Total	90-70	13	1	11	13	0

Clara Robbins						
Year	GP-GS	Sh	G	A	P	GW
2017	21-16	28	0	5	5	0
2018	3-1	1	0	0	0	0
2019	22-11	18	0	1	1	0
2020	16-16	40	6	6	18	2
2021	25-21	34	6	8	20	3
2022	23-23	40	5	5	15	1
Total	110-88	161	17	25	59	6

Kelly Robinson						
Year	GP-GS	Sh	G	A	P	GW
1999	9-0	2	1	1	3	1
Total	9-0	2	1	1	3	1

Sarah Rosseau						
Year	GP-GS	Sh	G	A	P	GW
2003	14-0	3	0	0	0	0
2004	15-6	10	1	0	2	0
2005	13-3	1	0	2	7	0
Total	32-9	14	1	2	9	0

Kelly Rowland						
Year	GP-GS	Sh	G	A	P	GW
2003	26-26	31	6	4	16	2
2004	20-20	39	3	7	13	1
2005	24-24	15	3	4	10	1
2006	25-25	69	5	4	14	4
Total	95-95	154	17	19	53	8

Melissa Samokishyn						
Year	GP-GS	Sh	G	A	P	GW
2004	17-17	4	0	3	3	0
2005	23-9	6	0	2	2	0
2006	6-0	0	0	0	0	0
Total	46-24	10	0	5	5	0

Kacy Scarpa						
Year	GP-GS	Sh	G	A	P	GW
2013	11-0	1	0	0	0	0
2014	11-0	2	1	2	4	0
Total	22-0	3	1	2	4	0

Isabella Schmid						
Year	GP-GS	Sh	G	A	P	GW
2012	19-19	25	1	1	3	1
2013	18-15	14	2	2	6	2
2014	26-22	32	2	6	10	1
2015	20-19	40	5	5	15	1
Total	83-75	111	10	14	34	4

Katrin Schmidt						
Year	GP-GS	Sh	G	A	P	GW
2005	24-24	11	1	3	5	0
2006	26-26	34	5	3	13	1
2007	27-27	36	1	10	12	1
2008	23-23	19	2	2	6	0
Total	100-100	100	9	18	36	2

Julia Schnugg						
Year	GP-GS	Sh	G	A	P	GW
2003	26-25	53	6	10	22	2
2004	20-19	53	7	3	17	3
Total	46-44	106	13	13	39	5

Cindy Schofield						
Year	GP-GS	Sh	G	A	P	GW
1999	18-1	19	3	1	7	1
2000	24-19	44	5	7	17	0
2001	24-18	69	17	8	42	6
2002	23-23	75	15	6	36	4
Total	79-61	207	40	22	102	11

Erica Schuler						
Year	GP-GS	Sh	G	A	P	GW
1995	19-9	8	1	2	4	0
Total	19-9	8	1	2	4	0

Nicole Sedgwick						
Year	GP-GS	Sh	G	A	P	GW
1996	20-20	26	3	3	9	1
1997	15-12	11	0	1	1	0
Total	35-22	37	3	4	10	1

Maike Seuren						
Year	GP-GS	Sh	G	A	P	GW
2006	4-0	2	0	0	0	0
Total	4-0	2	0	0	0	0

Jenni Sharpe						
Year	GP-GS	Sh	G	A	P	GW
1995	14-5	2	0	0	0	0
Total	14-5	2	0	0	0	0

Sally Shelgren						
Year	GP-GS	Sh	G	A	P	GW
1997	16-4	10	0	0	0	0
1998	17-14	15	3	5	11	0
Total	23-18	25	3	5	11	0

Ceci Shell						
Year	GP-GS	Sh	G	A	P	GW
2005	8-0	7	1	1	3	0
Total	8-0	7	1	1	3	0

Casey Short						
Year	GP-GS	Sh	G	A	P	GW
2008	23-18	39	2	6	10	0
2009	13-7	14	0	5	5	0
2010	22-22	38	5	3	13	1
2012	23-23	16	0	4	4	0
Total	81-70	107	7	18	32	1

Jordan Sims						
Year	GP-GS	Sh	G	A	P	GW
1998	8-0	3	0	0	0	0
Total	8-0	3	0	0	0	0

Sage Sizemore						
Year	GP-GS	Sh	G	A	P	GW
2004	10-0	0	0	1	0	0
2005	2-0	0	0	0	0	0
2006	2-0	0	0	0	0	0
Total	14-0	0	0	1	0	0

Shannon Smith						
Year	GP-GS	Sh	G	A	P	GW
1995	19-18	0	0	0	0	0
Total	19-18	0	0	0	0	0

Annie Stalzer						
Year	GP-GS	Sh	G	A	P	GW
2006	11-0	5	1	0	2	0
2007	18-0	19	2	4	8	0
2008	6-0	5	0	1	1	0
Total	35-0	29	3	5	11	0

Ella Stephan						
Year	GP-GS	Sh	G	A	P	GW
2008	21-21	3	0	0	0	0
2009	16-14	9	3	1	7	1
2010	20-18	6	1	1	3	0
2011	20-15	13	0	1	1	0
Total	77-68	31	4	3	11	1

Shannon Stoutamire						
Year	GP-GS	Sh	G	A	P	GW
1995	5-0	0	0	0	0	0
Total	5-0	0	0	0	0	0

Jacki Stradtman						
Year	GP-GS	Sh	G	A	P	GW
1995	16-5	11	1	2	4	0
Total	16-5	11	1	2	4	0

Erika Sutton						
Year	GP-GS	Sh	G	A	P	GW
2007	27-23	32	5	3	13	0
2008	19-19	17	0	1	1	0
Total	46-42	49	5	4	14	0

Makala Thomas							
Year	GP-GS	Sh	G	A	P	GW	
2018	4-0	1	0	0	0	0	
2019	22-2	5	2	1	5	1	
2020	3-0	1	0	0	0	0	
Total	29-2	7	2	1	5	1	

India Trotter							
Year	GP-GS	Sh	G	A	P	GW	
2003	26-25	40	2	6	10	0	
2004	20-19	29	1	0	2	1	
2005	25-25	59	13	9	35	4	
2006	26-26	66	8	3	19	3	
Total	97-95	194	24	18	66	8	

Onnie Trusty							
Year	GP-GS	Sh	G	A	P	GW	
2006	14-7	8	1	1	3	1	
Total	14-7	8	1	1	3	1	

Kirsten van de Ven							
Year	GP-GS	Sh	G	A	P	GW	
2005	18-17	29	5	3	13	1	
2006	24-19	32	1	3	5	0	
2007	26-26	49	7	4	18	0	
Total	68-62	120	13	10	36	1	

Mimi Van Zanten							
Year	GP-GS	Sh	G	A	P	GW	
2023	23-13	7	1	4	6	0	
Total	23-13	7	1	4	6	0	

Erin Vester							
Year	GP-GS	Sh	G	A	P	GW	
1995	19-5	0	0	0	0	0	
Total	19-5	0	0	0	0	0	

Sarah Wagenfuhr							
Year	GP-GS	Sh	G	A	P	GW	
2005	25-25	12	1	0	2	1	
2006	23-23	8	0	1	1	0	
2007	10-10	3	1	3	5	0	
2008	23-23	19	4	8	16	1	
Total	81-81	42	6	12	24	2	

Janna Walkup							
Year	GP-GS	Sh	G	A	P	GW	
1995	17-15	10	3	0	6	0	
1996	17-17	7	2	0	4	0	
1997	17-12	23	3	6	11	1	
1998	21-15	5	0	0	0	0	
Total	72-58	23	2	4	8	1	

Rachael Watkin							
Year	GP-GS	Sh	G	A	P	GW	
1997	19-19	6	1	1	3	0	
1998	21-21	7	1	2	4	1	
1999	20-20	7	0	0	0	0	
2000	23-23	32	5	4	14	1	
Total	83-83	52	7	7	21	2	

Melissa Wheeler							
Year	GP-GS	Sh	G	A	P	GW	
2006	3-1	1	0	0	0	0	
Total	3-1	1	0	0	0	0	

Cheyna Williams							
Year	GP-GS	Sh	G	A	P	GW	
2014	26-24	76	14	6	34	5	
2015	25-25	70	10	7	27	5	
Total	51-49	146	24	13	61	10	

Mami Yamaguchi							
Year	GP-GS	Sh	G	A	P	GW	
2005	24-24	46	2	8	12	1	
2006	26-25	64	6	4	16	2	
2007	27-27	108	24	18	66	5	
Total	79-78	218	32	30	94	8	

Jennifer Yocca							
Year	GP-GS	Sh	G	A	P	GW	
1995	16-11	3	0	0	0	0	
1996	16-7	7	1	2	4	0	
Total	32-18	10	1	2	4	0	

Kaitlyn Zipay							
Year	GP-GS	Sh	G	A	P	GW	
2020	11-11	14	0	1	1	0	
2021	2-0	1	0	0	0	0	
2022	22-0	15	2	1	5	0	
2023	22-2	14	4	2	10	2	
Total	57-13	44	6	4	16	2	

Susanna Zorn							
Year	GP-GS	Sh	G	A	P	GW	
2008	5-0	0	0	0	0	0	
2009	15-0	0	0	1	1	0	
Total	20-0	0	0	1	1	0	

Yujie Zhao							
Year	GP-GS	Sh	G	A	P	GW	
2018	26-26	52	7	5	19	4	
2019	24-24	62	5	6	16	2	
2020	16-1	25	3	5	11	1	
2021	25-6	42	5	9	19	0	
Total	91-54	65	20	25	65	7	

GOALKEEPING STATS

Caroline Brockmeier							
Year	GP-GS	W-L-T	GAA	Sv	GA	Sho	
2015	7-0	0-0-0	0.00	3	0	0.0	
Total	7-0	0-0-0	0.00	3	0	0.0	

Brooke Bollinger							
Year	GP-GS	W-L-T	GAA	Sv	GA	Sho	
2018	20-20	13-4-0	0.45	38	9	12	
2019	4-3	3-0-0	0.00	5	0	3	
2020	1-0	0-0-0	0.00	0	0	0	
Total	25-23	16-4-0	0.37	43	9	15	

Monterae Carter							
Year	GP-GS	W-L-T	GAA	Sv	GA	Sho	
2011	2-0	0-0-0	0.00	1	0	0.0	
Total	2-0	0-0-0	0.00	1	0	0.0	

Sarah Crawford							
Year	GP-GS	W-L-T	GAA	Sv	GA	Sho	
1999	11-10	4-5-1	1.90	65	19	1.0	
2000	24-24	14-8-2	1.23	139	31	6.0	
Total	35-34	18-13-3	1.40	204	50	7.0	

Kimmy Diaz							
Year	GP-GS	W-L-T	GAA	Sv	GA	Sho	
2006	2-0	0-0-0	0.00	1	0	0.0	
2008	5-0	0-0-0	0.00	2	0	0.0	
2009	6-0	1-0-0	0.48	4	1	0.0	
Total	13-0	1-0-0	0.25	7	1	0.0	

Libby Ganeskis							
Year	GP-GS	W-L-T	GAA	Sv	GA	Sho	
2006	1-0	0-0-0	0.00	1	0	0.0	
Total	1-0	0-0-0	0.00	1	0	0.0	

Jamie Gurtov							
Year	GP-GS	W-L-T	GAA	Sv	GA	Sho	
1996	4-0	0-0-0	1.83	3	3	0.5	
1997	7-0	0-0-0	1.30	14	4	2.0	
1998	20-20	6-11-3	2.01	108	42	1.5	
1999	13-10	5-5-0	1.94	51	20	5.0	
Total	44-30	11-16-3	2.20	176	69	9.0	

Caroline Jeffers							
Year	GP-GS	W-L-T	GAA	Sv	GA	Sho	
2018	9-7	7-0-1	0.52	12	4	5	
2019	21-21	14-6-0	1.25	50	27	7	
Total	30-28	21-6-1	1.06	62	31	12.0	

Melissa Juhl							
Year	GP-GS	W-L-T	GAA	Sv	GA	Sho	
1995	15-15	4-11-1	3.06	155	43	1.0	
1996	20-20	12-7-1	1.68	76	32	7.5	
1997	20-20	8-12-0	2.58	62	44	4.0	
1998	2-1	1-0-0	0.67	4	1	0.5	
Total	57-56	25-30-2	2.10	297	120	13.0	

Amanda Kopale							
Year	GP-GS	W-L-T	GAA	Sv	GA	Sho	
2016	2-0	0-0-0	0.00	0	0	0.0	
Total	2-0	0-0-0	0.00	0	0	0.0	

Joy McKenzie							
Year	GP-GS	W-L-T	GAA	Sv	GA	Sho	
2001	2-0	0-0-0	0.00	2	0	0.0	
2002	4-0	0-1-0	2.94	4	4	0.0	
2003	23-22	15-6-1	0.92	78	21	7.0	
2004	20-19	11-5-3	1.09	68	21	6.0	
Total	49-41	26-12-4	1.10	152	46	13.0	

Erin McNulty							
Year	GP-GS	W-L-T	GAA	Sv	GA	Sho	
2007	27-27	18-6-3	0.94	84	24	8.0	
2009	25-25	18-5-1	0.88	58	21	5.0	
Total	52-52	36-11-4	0.91	142	45	13.0	

Cassie Miller							
Year	GP-GS	W-L-T	GAA	Sv	GA	Sho	
2014	26-26	24-1-1	0.34	44	9	19	
2015	25-25	18-3-4	0.61	48	15	8	
2016	22-22	14-4-4	0.40	58	9	13	
2017	21-21	13-7-1	0.99	62	21	8	
Total	94-94	69-15-10	0.57	212	54	48	

Kate Milstead							
Year	GP-GS	W-L-T	GAA	Sv	GA	Sho	
2007	7-0	0-0-0	0.87	4	2	0.0	
2008	23-23	17-3-3	0.68	74	15	10.0	
Total	30-23	17-3-3	0.70	78	17	10.0	


Ali Mims						
Year	GP-GS	W-L-T	GAA	Sv	GA	Sho
2001	18-10	8-5-1	1.59	62	22	1.0
2004	3-1	1-0-0	0.00	5	0	0.0
2005	24-24	19-4-1	0.90	79	22	8.0
2006	26-26	18-4-4	0.65	89	17	11.0
Total	71-61	46-13-6	0.92	235	61	20.0

SEMINOLE SOCCER

1995 (4-14-1, 0-7)

H 2-3 • A 0-8-1 • N 2-3

HEAD COACH HEATHER KERBY-NELSON



DATE	RANKS	FSU	OPP	W/L/T	FSU	OPP	SITE
09/02	-	-	Florida	L	0	4	A
09/07	-	-	West Florida	W	5	1	H
09/10	-	-	Maryland	L	1	5	H
09/13	-	-	Jacksonville	W	11	0	H
09/16	-	-	Memphis	W	3	1	N
09/17	-	-	LSU	T (2ot)	1	1	A
09/24	-	-	Duke	L	0	2	H
09/25	-	-	Georgia Southern	L	1	2	H
09/29	-	-	Clemson	L	0	6	A
09/30	-	-	Marquette	L	0	1	N
10/07	-	-	Iowa State	W	4	1	N
10/08	-	-	Nebraska	L	0	6	A
10/13	-	-	Virginia	L	0	6	A
10/20	-	-	North Carolina	L (2ot)	1	3	A
10/23	-	-	NC State	L	0	3	A
10/27	-	-	Georgia	L	4	5	A
10/29	-	-	Auburn	L	0	1	N
10/30	-	-	Wake Forest	L	1	4	A
11/02	-	-	North Carolina*	L	0	9	N

BOLD = ACC Regular Season Opponent; *ACC Tournament, College Park, MD

TEAM STATISTICS

SHOT STATISTICS	FSU	OPP
Goals-Shot attempts	32-165	61-451
Shot pct.	.194	.135
Goals/Game	1.7	3.2
Shots/Game	8.7	23.7
Assists	17	43

GOAL BREAKDOWN

Total Goals	32	61
Penalty	0	2
Unassisted	13	23
Overtime	0	2

CORNER KICKS

61	102
----	-----

PENALTIES

Fouls	194	204
Yellow Cards	14	8
Red Cards	0	0

1996 (12-7-1, 2-5)

H 6-4 • A 6-2 • N 0-1-1

HEAD COACH HEATHER KERBY-NELSON



DATE	RANKS	FSU	OPP	W/L/T	FSU	OPP	SITE
08/31	-	-	West Florida	W	4	1	A
09/06	-	-	Appalachian State	W	4	0	H
09/08	-	6	Virginia	L	1	3	H
09/13	-	-	South Alabama	W	3	0	A
09/15	-	-	Jacksonville	W	11	0	A
09/17	-	-	North Florida	W	4	1	A
09/20	-	-	East Carolina	W	1	0	A
09/22	-	15	Duke	L	0	3	A
09/26	-	1	North Carolina	L	0	9	H
09/29	-	-	Furman	W	4	0	H
10/01	-	-	Tennessee	W	5	0	H
10/04	-	-	Mississippi	T (2ot)	2	2	N
10/05	-	-	Georgia State	W	2	1	A
10/13	-	4	Maryland	L (2ot)	0	2	A
10/18	-	-	Jacksonville State	W	4	0	H
10/20	-	10	Clemson	W	1	0	H
10/23	-	9	Florida	L	0	3	H
10/27	-	18	NC State	W	4	2	H
11/03	-	-	Wake Forest	L	0	1	H
11/07	-	2	North Carolina*	L	1	7	N

BOLD = ACC Regular Season Opponent; *ACC Tournament, Clemson, SC

TEAM STATISTICS

SHOT STATISTICS	FSU	OPP
Goals-Shot attempts	51-292	35-201
Shot pct.	.219	.174
Goals/Game	2.6	1.8
Shots/Game	14.6	10.1
Assists	27	19

GOAL BREAKDOWN

Total Goals	51	35
Penalty	2	0
Unassisted	22	19
Overtime	0	2

CORNER KICKS

69	76
----	----



PENALTIES

Fouls	250	225
Yellow Cards	10	4
Red Cards	1	2

1997(8-12-0, 0-7)

H 4-2 • A 4-9 • N 0-1

HEAD COACH HEATHER KERBY-NELSON



DATE	RANKS FSU OPP	W/L/T	FSU	OPP	SITE
08/29	20	L	1	2	A
08/31	-	W	2	0	A
09/05	-	W	5	1	H
09/07	1	L	0	9	A
09/11	-	W	2	1	H
09/14	-	L	1	4	A
09/21	14	L	0	4	H
09/26	14	L	1	2	A
09/28	-	L	1	2	A
10/03	-	L	2	3	A
10/05	-	W	3	0	A
10/10	-	W	3	0	H
10/12	-	W	3	0	H
10/15	14	L	0	6	A
10/18	5	L	1	2	A
10/22	-	W	1	0	A
10/26	4	L (ot)	2	3	H
10/31	-	W	1	0	A
11/02	-	L	1	4	A
11/06	1	L	0	5	N

BOLD = ACC Regular Season Opponent; *ACC Tournament, Winston-Salem, NC

TEAM STATISTICS

SHOT STATISTICS	FSU	OPP
Goals-Shot attempts	30-219	48-259
Shot pct.	.137	.185
Goals/Game	1.5	2.4
Shots/Game	11.0	13.0
Assists	23	44

GOAL BREAKDOWN

Total Goals	30	48
Penalty	1	3
Unassisted	9	11
Overtime	0	1

CORNER KICKS

85	92
----	----


PENALTIES

Fouls	178	241
Yellow Cards	10	9
Red Cards	0	0

1998(7-11-3, 1-5-1)

H 3-6-2 • A 3-4-1 • N 1-1

HEAD COACH HEATHER KERBY-NELSON



DATE	RANKS FSU OPP	W/L/T	FSU	OPP	SITE
09/01	-	W	4	2	H
09/05	-	W	3	2	N
09/07	-	L	0	2	A
09/11	6	L (ot)	3	4	H
09/14	-	W	4	3	A
09/18	-	L	1	3	H
09/20	1	L	0	7	H
09/23	-	L	0	1	A
09/27	12	L	0	2	H
09/28	-	T (2ot)	1	1	H
10/02	-	L	2	4	A
10/06	-	W (2ot)	1	0	H
10/09	-	T (2ot)	1	1	H
10/10	-	L	1	2	H
10/13	5	L	0	2	H
10/15	-	W	4	0	A
10/18	15	W (ot)	3	2	A
10/23	-	T (2ot)	0	0	A
10/25	-	L	1	2	A
11/01	-	W	6	1	H
11/05	13	L	0	2	N

BOLD = ACC Regular Season Opponent; *ACC Tournament, Orlando, FL

TEAM STATISTICS

SHOT STATISTICS	FSU	OPP
Goals-Shot attempts	35-273	43-226
Shot pct.	.128	.190
Goals/Game	1.7	2.0
Shots/Game	13.0	10.8
Assists	23	32

GOAL BREAKDOWN

Total Goals	35	43
Penalty	1	1
Unassisted	11	20
Overtime	2	1

CORNER KICKS

129	98
-----	----

PENALTIES


Fouls	323	232
Yellow Cards	10	6
Red Cards	0	0

FSU SOCCER

1999 (9-10-1, 0-6-1)

H 4-3-1 • A 5-6 • N 0-1

HEAD COACH PATRICK BAKER



DATE	RANKS FSU OPP		W/L/T	FSU	OPP	SITE
08/27	4	Florida	L	1	5	A
08/29	-	Miami	L	0	3	H
09/03	-	Mercer	W	4	1	H
09/07	-	South Florida	W	1	0	A
09/09	-	Stetson	W	4	0	A
09/11	-	Florida International	W	3	0	A
09/17	2	North Carolina	L	0	9	A
09/19	-	Wake Forest	L	1	2	A
09/24	-	Clemson	L	0	4	A
10/01	-	Georgia	W	2	0	H
10/03	-	South Alabama	W	5	1	H
10/06	-	Jacksonville	W	4	1	A
10/10	-	Wright State	W	3	0	H
10/15	8	Virginia	L	0	1	A
10/17	- 21	Texas A&M	L	1	2	A
10/22	-	NC State	T (2ot)	2	2	H
10/24	- 21	Duke	L	1	3	H
10/28	-	Auburn	W	4	0	A
10/31	-	Maryland	L	0	1	H
11/04	- 3	North Carolina*	L	0	4	N

BOLD = ACC Regular Season Opponent; *ACC Tournament, Chapel Hill, NC

TEAM STATISTICS

SHOT STATISTICS	FSU	OPP
Goals-Shot attempts	36-254	39-264
Shot pct.	.142	.148
Goals/Game	1.8	1.9
Shots/Game	12.7	13.2
Assists	28	35

GOAL BREAKDOWN

Total Goals	36	39
Penalty	1	1
Unassisted	7	7
Overtime	0	0
CORNER KICKS	99	89

PENALTIES


Fouls	204	179
Yellow Cards	9	7
Red Cards	0	0

2000 (14-8-2, 2-4-1)

H 9-2 • A 5-4-1 • N 0-2-1

HEAD COACH PATRICK BAKER

FINAL RANKING: NSCAA-14; SB-12



DATE	RANKS FSU OPP		W/L/T	FSU	OPP	SITE
08/25	- 10	Florida	W	3	2	H
08/27	-	South Florida	W (2ot)	2	1	H
08/30	-	Jacksonville	W	3	0	H
09/01	-	Missouri	L	1	2	A
09/03	-	Ohio State	L	1	2	N
09/08	- 7	Texas A&M	W	4	1	H
09/10	- 5	Clemson	L	2	3	H
09/13	21	South Alabama	W	2	0	A
09/17	21 7	Duke	L	2	3	A
09/22	18	UCF	W	3	1	H
09/24	18	Florida International	W	4	1	H
09/29	21	Oregon State	W	2	1	N
10/01	21	Oregon	W	1	0	A
10/05	22 20	Wake Forest	W	2	0	H
10/14	19	NC State	T (2ot)	0	0	A
10/17	23 2	North Carolina	W (2ot)	3	2	H
10/20	23	Maryland	L	0	2	A
10/25	17	Miami	W	3	1	A
10/28	17 16	Virginia	L	0	1	H
11/02	16 22	Wake Forest*	T (2ot)	1	1	N
(advanced on pks, 5-4)						
11/03	16 6	North Carolina*	L	0	3	N
11/08	20	Jacksonville#	W	4	1	H
11/12	20 11	Florida@	W	2	1	A
11/17	20 5	Clemson^	L	0	2	A

BOLD = ACC Regular Season Opponent; *ACC Tournament, Durham, NC; #NCAA Tournament, Tallahassee, FL; @NCAA Tournament, Gainesville, FL; ^NCAA Tournament, Clemson, SC

TEAM STATISTICS

SHOT STATISTICS	FSU	OPP
Goals-Shot attempts	45-336	31-345
Goals scored average	1.78	1.23
Shot pct.	.134	.090
Shots on goal-attempts	176-336	151-345
SOG pct.	.524	.438
Goals/Game	1.9	1.3
Shots/Game	14.0	14.4
Assists	49	24

GOAL BREAKDOWN

Total Goals	45	31
Penalty	2	0
Unassisted	10	8
Overtime	2	0
CORNER KICKS	123	91

PENALTY KICKS	2-5	0-0
OFFSIDES	57	17

PENALTIES


Fouls	254	256
Yellow Cards	7	8
Red Cards	0	0

2001 (15-8-1, 4-3)

H 8-0 • A 5-5-0 • N 2-3-1

HEAD COACH PATRICK BAKER

FINAL RANKING: NSCAA-20; SB-17; ST-18; SA-18



RANKS							
DATE	FSU	OPP		W/L/T	FSU	OPP	SITE
08/31	16	-	George Mason	W	3	2	H
09/02	16	-	Loyola College	W	2	0	H
09/07	13	5	Portland	L	1	3	N
09/09	13	7	Santa Clara	L	1	4	N
09/17	-	9	Clemson	W	3	2	A
09/21	-	-	Kansas	W	4	1	H
09/23	-	-	NC State	W (ot)	2	1	H
09/26	12	20	Florida	L	0	2	A
09/30	12	-	Louisville	W	3	2	H
10/02	20	-	South Florida	W	1	0	A
10/05	20	-	UCF	W	5	0	A
10/07	20	-	Duke	W (ot)	3	2	H
10/12	16	1	North Carolina	L	1	4	A
10/16	19	-	Florida International	W	4	1	A
10/20	19	-	Wake Forest	L	2	4	A
10/25	-	-	Miami	W	3	1	H
10/28	-	13	Virginia	L	2	3	A
11/02	-	-	Maryland	W	2	0	H
11/04	-	-	Jacksonville	W	5	1	A
11/08	19	-	Maryland*	W	7	2	N
11/09	19	14	Virginia*	T (4ot)	0	0	N
(advanced on pks, 3-2)							
11/12	16	1	North Carolina*	L	0	4	N
11/16	16	-	Auburn^	W	1	0	N
11/18	16	18	Clemson^	L	0	1	A

BOLD = ACC Regular Season Opponent; *ACC Tournament, Tallahassee, FL; ^NCAA Tournament, Tallahassee, FL

TEAM STATISTICS

SHOT STATISTICS	FSU	OPP
Goals-Shot attempts	55-329	40-324
Goals scored average	2.20	1.60
Shot pct.	.167	.123
Shots on goal-attempts	178-329	168-324
SOG pct.	.541	.519
Shots/Game	13.7	13.5
Assists	58	43

GOAL BREAKDOWN

Total Goals	55	40
Penalty	2	1
Unassisted	10	8
Overtime	2	0

CORNER KICKS	150	100
PENALTY KICKS	2-3	1-3
OFFSIDES	67	11

PENALTIES


Fouls	273	296
Yellow Cards	6	4
Red Cards	0	1

2002 (13-7-3, 3-3-1)

H 8-5-2 • A 4-1-1 • N 1-1-0

HEAD COACH PATRICK BAKER

FINAL RANKING: NSCAA-19; SB-14



	RANKS						
DATE	FSU	OPP		WL/T	FSU	OPP	SITE
08/30	17	-	Oregon State	T (2ot)	0	0	H
09/01	17	-	Oregon	W	2	1	H
09/06	17	-	Missouri	T (2ot)	2	2	H
09/08	17	-	LSU	L	1	2	H
09/11	-	-	Miami	W	2	1	A
09/13	-	-	Virginia Tech	W	1	0	N
09/15	-	-	Charlotte	L	3	4	N
09/20	-	-	Clemson	W (ot)	4	3	H
09/22	-	-	South Florida	W	3	2	H
09/27	25	-	Florida	W	2	1	H
10/04	21	-	UCF	W	3	1	H
10/08	19	7	Duke	T (2ot)	1	1	A
10/12	19	-	Wake Forest	L (2ot)	2	3	H
10/15	-	2	North Carolina	L	1	5	H
10/18	-	20	NC State	W	5	1	A
10/22	-	-	Jacksonville	W	3	1	H
10/25	-	22	Maryland	W	1	0	A
10/27	-	-	George Mason	W	3	1	A
11/02	15	-	Virginia	L	1	2	H
11/07	19	16	Maryland*	L	2	4	H
11/15	22	-	Ole Miss#	W	2	0	H
11/17	22	-	Auburn#	W	2	1	H
11/24	22	7	Connecticut@	L	0	1	A

BOLD = ACC Regular Season Opponent; *ACC Tournament, Tallahassee, FL; #NCAA Tournament, Tallahassee, FL; @NCAA Tournament, Storrs, CT

TEAM STATISTICS

SHOT STATISTICS	FSU	OPP
Goals-Shot attempts	46-352	37-277
Goals scored average	1.92	1.55
Shot pct.	.131	.134
Shots on goal-attempts	178-352	143-277
SOG pct.	.506	.516
Shots/Game	15.3	12.0
Assists	42	31

GOAL BREAKDOWN

Total Goals	46	37
Penalty	3	1
Unassisted	12	10
Overtime	1	1

CORNER KICKS	164	91
PENALTY KICKS	3-3	1-1
OFFSIDES	43	10

PENALTIES


Fouls	295	344
Yellow Cards	14	16
Red Cards	1	0

2003 (17-8-1, 4-2-1)

H 8-2 • A 6-4-1 • N 3-2

HEAD COACH PATRICK BAKER

FINAL RANKING: NSCAA-4; SB-5; ST-5; SA-6



DATE	RANKS FSU OPP		W/L/T	FSU	OPP	SITE
08/29	15 19	Southern Cal	L	1	2	H
08/31	15 7	Penn State	L	1	2	H
09/05	15 21	Florida	L	0	2	A
09/07	15 -	Jacksonville	W	3	1	A
09/12	- -	Kansas	L	1	3	A
09/14	- -	San Diego State	W	6	1	N
09/19	- -	Miami	W	7	1	H
09/21	- -	Ole Miss	W (ot)	2	1	H
09/26	- -	Maryland	W	2	1	H
10/01	- -	USF	W	3	0	A
10/04	- 5	Virginia	L	2	3	A
10/07	- -	UCF	W	3	0	A
10/10	- 15	Duke	W	3	0	H
10/14	- -	Clemson	W	1	0	A
10/18	- 13	Wake Forest	T (2ot)	0	0	A
10/24	- -	NC State	W	1	0	H
10/27	18 -	Florida Atlantic	W	7	0	H
10/31	18 1	North Carolina	L	0	1	A
11/05	19 -	Wake Forest*	W	2	1	N
11/07	19 25	Maryland*	W	1	0	N
11/09	19 1	North Carolina*	L	2	3	N
11/14	12 -	Dartmouth#	W	5	0	H
11/16	12 -	Auburn#	W (2ot)	2	1	H
11/23	12 10	West Virginia^	W (2ot)	3	2	A
11/28	12 8	Florida@	W	2	1	A
12/05	12 18	Connecticut%	L	0	2	N

BOLD = ACC Regular Season Opponent; *ACC Tournament, Cary, NC; #NCAA Tournament, Tallahassee, FL; ^NCAA Tournament, Morgantown, WV; @NCAA Tournament, Gainesville, FL; %College Cup, Cary, NC

TEAM STATISTICS

SHOT STATISTICS	FSU	OPP
Goals-Shot attempts	60-446	28-294
Goals scored average	2.25	1.05
Shot pct.	.135	.095
Shots on goal-Atts	194-446	121-294
SOG pct.	.435	.412
Shots/Game	17.2	11.3
Assists	62	26

GOAL BREAKDOWN

Total Goals	60	28
Penalty	1	1
Unassisted	15	8
Overtime	3	0

CORNER KICKS	149	107
PENALTY KICKS	1-1	1-1
OFFSIDES	67	22
PENALTIES		


Fouls	309	326
Yellow cards	7	12
Red cards	0	0

2004 (12-5-3, 5-3-1)

H 10-4 • A 2-1-1 • N 0-0-2

HEAD COACH PATRICK BAKER

FINAL RANKING: NSCAA-24; SB-18; SA-24



DATE	RANKS FSU OPP		W/L/T	FSU	OPP	SITE
08/27	7 -	Arizona State	W	3	2	H
08/29	7 -	Southern Cal	W	2	1	H
08/31	7 -	Georgia	W	1	0	H
09/10	6 11	Florida	L	1	2	H
09/12	6 -	Stetson	W (ot)	1	0	H
09/14	18 -	Jacksonville	W	5	0	H
09/17	18 10	Clemson	W	2	1	H
09/19	18 -	Florida International	W	1	0	H
09/24	12 4	Virginia	L	0	1	H
10/01	14 22	Duke	L	0	2	A
10/05	17 -	USF	W	2	0	H
10/08	17 -	Wake Forest	W	1	0	H
10/10	17 -	Virginia Tech	W	1	0	H
10/13	14 -	Maryland	T (2ot)	1	1	A
10/17	14 -	NC State	W	3	2	A
10/19	14 -	Miami	W	1	0	A
10/22	14 2	North Carolina	L	0	4	H
10/28	16 -	UCF	L	2	3	H
11/03	20 -	Clemson*	T (2ot)	2	2	N
11/12	24 25	Boston College@	T (2ot)	(lost on pks, 4-3)	0	N
				(lost on pks, 3-1)		

BOLD = ACC Regular Season Opponent; *ACC Tournament, Cary, NC; @NCAA Tournament, Gainesville, FL

TEAM STATISTICS

SHOT STATISTICS	FSU	OPP
Goals-Shot attempts	29-274	21-219
Goals scored average	1.40	1.02
Shot pct.	.106	.096
Shots on goal-Attempts	122-274	94-219
SOG pct.	.445	.429
Shots/Game	13.7	10.9
Assists	32	18

GOAL BREAKDOWN

Total Goals	29	21
Penalty	1	0
Unassisted	6	6
Overtime	1	0

CORNER KICKS

Goals off corners	4	4
-------------------	---	---

PENALTY KICKS	1-1	0-0
---------------	-----	-----

OFFSIDES	61	13
----------	----	----

PENALTIES


Fouls	154	227
Yellow cards	6	12
Red cards	0	1

2005 (20-4-1, 8-2-0)

H 9-1-0 • A 8-1-1 • N 3-2-0

HEAD COACH MARK KRIKORIAN

FINAL RANKING: NSCAA-4; ST-4; SB-5; SA-7




2006 (18-4-4, 5-2-3)

H 11-0-2 • A 5-2-1 • N 2-2-1

HEAD COACH MARK KRIKORIAN

FINAL RANKING: NSCAA-4; ST-5; SB-4; SA-7



	RANKS						
DATE	FSU	OPP		W/L/T	FSU	OPP	SITE
08/26	-	-	Southern Cal	W	4	0	A
08/28	-	-	Loyola Marymount	W (2ot)	2	1	A
09/01	-	-	Jacksonville	W	7	0	H
09/03	-	-	Mercer	W	2	0	H
09/07	16	-	UCF	W	3	0	A
09/11	16	-	Ole Miss	W	1	0	A
09/16	16	13	Florida	W	4	2	A
09/22	12	1	North Carolina	L	1	4	H
09/25	12	-	NC State	W	3	1	H
09/29	14	7	Virginia	L	0	1	A
10/02	14	-	Virginia Tech	W	3	0	A
10/06	17	-	Maryland	W	3	1	H
10/09	17	10	Boston College	W	3	0	H
10/16	9	-	Miami	W	3	1	A
10/ 21	9	23	Wake Forest	W	4	1	H
10/23	9	6	Duke	W (2ot)	2	1	H
10/25	6	-	The Citadel	W	5	0	H
10/29	6	23	Clemson	W	3	0	A
11/02	6	24	Clemson*	W	4	0	N
11/04	6	8	Virginia*	L	0	2	N
11/11	11	-	Florida Atlantic~	W	3	0	N
11/13	11	-	Illinois~	W	2	1	N
11/20	11	-	California#	W	2	1	H
11/25	11	2	North Carolina^	T (2ot)	1	1	A
(advanced on pks, 5-4)							
12/02	11	4	UCLA%	L	0	4	N

BOLD = ACC Regular Season Opponent; *ACC Tournament, Cary, NC; ~NCAA Tournament, Gainesville, FL; #NCAA Tournament, Tallahassee, FL; ^NCAA Tournament, Chapel Hill, NC; %College Cup, College Station, TX

TEAM STATISTICS

SHOT STATISTICS	FSU	OPP
Goals-Shot attempts	65-407	22-225
Goals scored average	2.54	0.86
Shot pct.	.160	.098
Shots on goal-Attempts	179-407	109-225
SOG pct.	.440	.484
Shots/Game	16.3	9.0
Assists	58	17

GOAL BREAKDOWN

Total Goals	65	22
Penalty	1	2
Unassisted	15	9
Overtime	2	0

CORNER KICKS	130	76
Goals off corners	5	1

PENALTY KICKS	1-1	2-2
---------------	-----	-----

OFFSIDES	86	34
----------	----	----

PENALTIES

Yellow cards	8	11
Red cards	0	0

	RANKS						
DATE	FSU	OPP		W/L/T	FSU	OPP	SITE
08/27	6	1	Portland	W	2	1	H
09/01	6	-	Arizona State	W (ot)	1	0	A
09/03	6	-	Loyola (MD)	W	3	1	N
09/08	2	-	Florida	W	1	0	H
09/13	2	-	UCF	W	2	0	H
09/17	2	-	Florida Atlantic	W	2	1	A
09/21	2	4	North Carolina	L	1	2	A
09/24	2	-	NC State	W	2	0	A
09/28	4	14	Virginia	T (2ot)	0	0	H
10/01	4	-	Virginia Tech	W	2	1	H
10/05	5	-	Maryland	W	1	0	A
10/08	5	-	Boston College	T (2ot)	0	0	A
10/11	6	-	Stetson	W	2	1	H
10/15	6	-	Miami	W	2	0	H
10/19	5	18	Wake Forest	W	3	2	A
10/22	5	-	Duke	L	1	3	A
10/24	7	-	Jacksonville	W	3	0	H
10/27	7	-	Clemson	T (2ot)	0	0	H
11/01	6	-	Duke^	W	2	0	N
11/03	6	18	Wake Forest^	T (2ot)	0	0	N
(advanced on pks, 4-2)							
11/05	6	1	North Carolina^	L (ot)	1	2	N
11/10	5	-	Jacksonville*	W	6	0	H
11/12	5	24	California*	W	3	1	H
11/19	5	15	Illinois*	W	1	0	H
11/24	5	21	Clemson*	W	2	1	H
12/01	5	1	Notre Dame%	L	1	2	N

BOLD = ACC Regular Season; *ACC Tournament, Cary, NC; ~NCAA Tournament, Tallahassee, FL; % College Cup, Cary, NC

TEAM STATISTICS

SHOT STATISTICS	FSU	OPP
Goals-Shot attempts	44-468	18-274
Goals scored average	1.63	0.67
Shot pct.	.094	.066
Shots on goal-Attempts	175-468	113-274
SOG pct.	.374	.412
Shots/Game	18.0	10.5
Assists	40	15

GOAL BREAKDOWN

Total Goals	44	18
Penalty	1	0
Unassisted	11	8
Overtime	1	1

CORNER KICKS	115	82
Goals off corners	0	0

PENALTY KICKS	1-1	0-0
---------------	-----	-----

OFFSIDES	85	15
----------	----	----

PENALTIES

Yellow cards	20	19
Red cards	0	1


SEMINOLE SOCCER

2007 (18-6-3, 6-2-2)

H 12-1-0 • A 2-3-3 • N 4-2-0

HEAD COACH MARK KRIKORIAN

FINAL RANKING: NSCAA - 2; ST - 2; SB - 3; SA - 14



DATE	RANKS FSU	OPP		W/L/T	FSU	OPP	SITE
09/01	6	4	Portland	L (ot)	1	2	A
09/03	6	-	Cal State Northridge#	W	6	1	N
09/07	9	-	Francis Marion	W	10	0	H
09/09	9	14	Florida	L	1	2	A
09/12	13	-	Troy	W	8	0	H
09/15	13	-	Auburn	W	3	0	H
09/18	11	-	North Florida	W	7	0	H
09/22	11	-	UCF	T (2ot)	3	3	A
09/27	14	7	North Carolina	L (ot)	1	2	H
09/30	14	-	NC State	W	4	1	H
10/04	17	4	Virginia	T (2ot)	1	1	A
10/07	17	-	Virginia Tech	W	1	0	A
10/11	15	-	Maryland	W	2	0	H
10/14	15	7	Boston College	W	1	0	H
10/21	12	-	Miami	W	4	1	H
10/25	10	22	Wake Forest	L	2	3	A
10/27	10	-	Duke	T (2ot)	1	1	A
11/01	15	-	Clemson	W	2	0	A
11/07	14	17	Boston College^	W	1	0	N
11/09	14	18	Wake Forest^	W	5	2	N
11/11	14	4	North Carolina^	L	0	1	N
11/16	14	-	Kennesaw State*	W	3	0	H
11/18	14	-	LSU*	W	4	0	H
11/23	14	10	Texas*	W	4	0	H
11/30	14	-	Connecticut*	W (2ot)	3	2	H
12/07	14	-	Notre Dame%	W	3	2	N
12/09	14	-	Southern Cal%	L	0	2	N

at Portland, OR; BOLD = ACC Regular Season; ^ACC Tournament, Lake Buena Vista, FL;
*NCAA Tournament, Tallahassee, FL; % College Cup, College Station, TX

TEAM STATISTICS

SHOT STATISTICS.....	FSU	OPP
Goals-Shot attempts.....	81-440	26-308
Goals scored average	2.90	0.93
Shot pct.....	.184	.084
Shots on goal-Attempts	202-440	121-308
SOG pct.....	.459	.393
Shots/Game	16.3	11.4
Assists.....	71	19

GOAL BREAKDOWN

Total Goals.....	81	26
Penalty	2	0
Unassisted	20	10
Overtime.....	1	2

CORNER KICKS.....	148	110
Goals off corners.....	4	1

PENALTY KICKS	2-2	0-0
---------------------	-----	-----

OFFSIDES	81	18
----------------	----	----

PENALTIES

Yellow cards.....	4	10
Red cards.....	2	0

2008 (17-3-3, 8-1-1)

H 8-2-0 • A 7-1-1 • N 2-0-2

HEAD COACH MARK KRIKORIAN

FINAL RANKING: NSCAA - 6; ST - 6; SB - 6; SA - 6



DATE	RANKS FSU	OPP		W/L/T	FSU	OPP	SITE
08/25	4	9	UCF	W	5	0	H
08/29	5	12	Penn State	W	4	1	A
08/31	5	-	Connecticut#	W	3	0	N
09/05	4	-	Florida International	W	5	0	H
09/07	4	23	Florida	L	0	1	H
09/12	4	-	Auburn	W	3	0	A
09/14	4	-	South Carolina~	T (2ot)	3	3	N
09/21	9	-	Florida Gulf Coast	W	4	0	H
09/25	8	13	Virginia	L	0	1	H
09/28	8	-	Virginia Tech	W	3	1	H
10/02	11	-	Maryland	W (ot)	1	0	A
10/05	11	14	Boston College	W	1	0	A
10/12	9	-	Miami	W	2	0	A
10/16	8	16	Wake Forest	W	5	0	H
10/19	8	9	Duke	W	5	2	H
10/23	6	-	Clemson	W	4	0	H
10/30	6	2	North Carolina	T (2ot)	2	2	A
11/02	6	-	NC State	W	5	2	A
11/05	5	-	Virginia Tech^	T (2ot)	0	0	N
			(lost on pks, 4-2)				
11/14	6	-	Mississippi Valley State*	W	7	0	N
11/16	6	-	Auburn*	W	1	0	A
11/22	6	10	Boston College**	W	1	0	H
11/28	6	1	Notre Dame%	L	0	2	A

at State College, PA; ~ at Auburn, AL; BOLD = ACC Regular Season; ^ACC Tournament, Cary, NC; *NCAA Tournament, Auburn, Ala.; **NCAA Tournament, Tallahassee, FL; %NCAA Tournament, South Bend, IN

TEAM STATISTICS

SHOT STATISTICS.....	FSU	OPP
Goals-Shot attempts.....	64-471	15-230
Goals scored average	2.78	0.65
Shot pct.....	.136	.065
Shots on goal-Attempts	228-471	96-230
SOG pct.....	.484	.417
Shots/Game	20.5	10.0
Assists.....	66	12

GOAL BREAKDOWN

Total Goals.....	64	15
Penalty	3	1
Unassisted	9	3
Overtime.....	1	0

CORNER KICKS.....	150	83
Goals off corners.....	5	3

PENALTY KICKS	3-4	1-1
---------------------	-----	-----

OFFSIDES	74	11
----------------	----	----

PENALTIES

Yellow cards.....	9	23
Red cards.....	0	0

2009 (19-5-1, 7-2-1)

H 13-1-0 • A 4-3-1 • N 2-1-0

HEAD COACH MARK KRIKORIAN

FINAL RANKING: NSCAA - 6; ST - 6; SA - 6




2010 (16-6-1, 7-2-1)

H 10-1-1 • A 5-4-0 • N 1-1-0

HEAD COACH MARK KRIKORIAN

FINAL RANKING: NSCAA - 7; ST - 8; SA - 15



DATE	RANKS FSU OPP	W/L/T	FSU	OPP	SITE
08/21	6 - Jacksonville	W	7	0	H
08/28	5 - South Alabama	W	8	0	H
08/30	5 - Statson	W	3	0	A
09/04	5 13 Penn State	W	2	1	H
09/06	5 - Washington State	W	4	1	H
09/10	4 - UCF	L (2ot)	0	1	A
09/13	4 - UAB	W	8	0	H
09/18	5 7 Florida	W (ot)	1	0	A
09/24	5 18 Maryland	W	2	1	H
09/27	5 6 Boston College	W	3	2	H
10/04	5 - Miami	W	4	1	H
10/08	5 11 Wake Forest	L	0	3	A
10/11	5 - Duke	T (2ot)	0	0	A
10/15	9 - Clemson	W	5	1	A
10/22	7 2 North Carolina	W (2ot)	3	2	H
10/25	7 - NC State	W	2	0	H
10/30	4 - Virginia	L	0	1	A
11/01	4 17 Virginia Tech	W	2	1	A
11/04	6 - Duke ^A	W	2	0	N
11/06	6 19 Virginia Tech ^A	W	2	0	N
11/08	6 5 North Carolina ^A	L	0	3	N
11/13	6 - Southeastern Louisiana [*]	W	4	1	H
11/15	6 - California [*]	W	3	0	H
11/20	6 22 Texas A&M [*]	W (2ot)	2	1	H
11/27	6 5 Notre Dame [*]	L	0	2	H

BOLD = ACC Regular Season; ^AACC Tournament, Cary, NC; ^{*}NCAA Tournament, Tallahassee, FL

TEAM STATISTICS

SHOT STATISTICS	FSU	OPP
Goals-Shot attempts.....	67-425	22-233
Goals scored average.....	2.68	0.88
Shot pct.....	158	.094
Shots on goal-Attempts.....	210-425	85-233
SOG pct.....	494	.365
Shots/Game.....	17.0	9.3
Assists.....	70	19

GOAL BREAKDOWN

Total Goals.....	67	22
Penalty.....	1	1
Unassisted.....	10	8
Overtime.....	3	1

CORNER KICKS.....	175	89
Goals off corners.....	5	1

PENALTY KICKS.....	1-1	1-1
--------------------	-----	-----

OFFSIDES.....	54	25
---------------	----	----

PENALTIES

Yellow cards.....	4	12
Red cards.....	0	0

DATE	RANKS FSU OPP	W/L/T	FSU	OPP	SITE
08/20	6 21 Washington State [#]	W	1	0	A
08/22	6 - Gonzaga [#]	W	2	0	N
08/29	6 - Statson	W	6	0	H
09/03	5 - Auburn	L (2ot)	2	3	A
09/05	5 - Mercer	W	3	0	A
09/10	5 7 Florida	L (ot)	1	2	H
09/12	5 - UCF	W	3	1	H
09/19	14 - Arkansas	W (ot)	1	0	H
09/26	13 - Miami	W	2	0	A
09/30	14 23 Wake Forest	W (ot)	1	0	H
10/03	14 19 Duke	W	3	1	H
10/07	12 - Clemson	W	3	0	H
10/14	10 3 North Carolina	L	0	1	A
10/17	10 - NC State	W	4	1	A
10/21	10 8 Virginia	T (2ot)	0	0	H
10/24	10 - Virginia Tech	W	2	0	H
10/28	9 5 Maryland	L	1	2	A
10/31	9 14 Boston College	W	1	0	A
11/03	9 21 Wake Forest ^A	L	1	3	N
11/12	- - Middle Tennessee State [*]	W	3	0	H
11/14	- - South Florida [*]	W	2	1	H
11/20	11 12 Marquette [*]	W	3	0	H
11/26	11 1 Stanford [%]	L	0	5	A

[#] at Pullman, WA; BOLD = ACC Regular Season; ^AACC Tournament, Cary, NC; ^{*}NCAA Tournament, Tallahassee, FL; [%]NCAA Tournament, Palo Alto, California

TEAM STATISTICS

SHOT STATISTICS	FSU	OPP
Goals-Shot attempts.....	45-300	20-220
Goals scored average.....	1.96	0.87
Shot pct.....	150	.091
Shots on goal-Attempts.....	147-300	117-220
SOG pct.....	490	.532
Shots/Game.....	13.0	9.6
Assists.....	40	19

GOAL BREAKDOWN

Total Goals.....	45	20
Penalty.....	4	0
Unassisted.....	10	3
Overtime.....	2	2

CORNER KICKS.....	109	80
Goals off corners.....	3	0

PENALTY KICKS.....	4-4	0-1
--------------------	-----	-----

OFFSIDES.....	33	19
---------------	----	----

PENALTIES

Yellow cards.....	6	18
Red cards.....	0	0


INOLE SOCCER

2011* (18-7-1, 5-5-0)

H 9-2-0 • A 6-4-0 • N 3-1-1

HEAD COACH MARK KRIKORIAN

FINAL RANKING: NSCAA - 3; SA - 6; ST - 7



DATE	RANKS FSU OPP	W/L/T	FSU	OPP	SITE
08/19	5 19	W	1	0	A
08/21	4 7	L	1	2	A
08/26	9 -	W	1	0	H
08/28	9 -	W	5	0	H
09/02	7 11	W	3	1	H
09/04	7 -	W	4	0	A
09/09	5 9	W	3	2	A
09/11	5 -	W	4	0	H
09/15	3 13	L	0	2	A
09/18	3 5	L	1	2	A
09/22	10 -	W	6	2	A
09/29	10 9	L	0	2	H
10/02	10 -	W	2	0	H
10/08	10 8	L (ot)	3	4	A
10/13	11 10	L	0	3	H
10/16	11 9	W	1	0	H
10/23	15 -	W	4	2	H
10/27	12 25	W	2	0	A
10/30	12 8	W (2ot)	1	0	A
11/04	9 5	W	2	1	N
11/06	14 9	T (2ot)	1	1	N
(won ACC title on pks 3-1)					
11/11	6 -	W	2	0	H
11/18	9 -	W	3	1	N
11/20	9 -	W	2	0	N
11/25	9 8	W	3	0	H
12/02	9 1	L	0	3	N

BOLD = ACC Regular Season; ^ACC Tournament - First Round; ^^ACC Tournament, Cary, NC; **NCAA Tournament, Tallahassee, FL; ***NCAA Tournament, Memphis, TN; %College Cup, Kennesaw, GA

TEAM STATISTICS

SHOT STATISTICS	FSU	OPP
Goals-Shot attempts.....	55-373	28-253
Goals scored average.....	2.12	1.08
Shot pct.....	.147	.111
Shots on goal-Attempts.....	174-373	109-253
SOG pct.....	.466	.431
Shots/Game.....	14.3	9.7
Assists.....	.62	.24

GOAL BREAKDOWN

Total Goals.....	55	28
Penalty.....	1	3
Unassisted.....	8	11
Overtime.....	1	1

CORNER KICKS.....	128	93
-------------------	-----	----

Goals off corners.....	2	2
------------------------	---	---

PENALTY KICKS.....	1-2	3-3
--------------------	-----	-----

OFFSIDES.....	.48	.24
---------------	-----	-----

PENALTIES

Yellow cards.....	11	17
Red cards.....	0	0


* denotes ACC Champions

2012 (20-4-0, 8-2-0)

H 14-0 • A 6-2 • N 0-2

HEAD COACH MARK KRIKORIAN

FINAL RANKING: NSCAA - 4; SA - 4; ST - 6



DATE	RANKS FSU OPP	W/L/T	FSU	OPP	SITE
08/17	4 -	W	3	2	A
08/24	3 9	W	1	0	A
08/31	3 -	W	1	0	H
09/02	3 -	W	4	0	H
09/07	1 -	W	2	1	H
09/09	1 -	W	1	0	A
09/13	1 2	W	1	0	H
09/16	1 14	W	1	0	H
09/21	1 -	W	5	0	H
09/27	1 13	W	1	0	A
09/30	1 -	W	2	0	A
10/04	1 -	W	7	0	H
10/11	1 19	W	1	0	H
10/14	1 13	W (ot)	1	0	H
10/18	1 24	L	2	3	A
10/21	1 7	W	1	0	A
10/25	3 -	L	0	1	A
10/28	3 21	W	4	0	H
11/02	5 7	L	2	4	N
11/09	7 -	W	6	0	H
11/16	7 -	W (2ot)	3	2	H
11/18	7 15	W	4	0	H
11/23	7 -	W	1	0	H
11/30	7 -	L (ot)	1	2	N

BOLD = ACC Regular Season; ^ACC Tournament - First Round; ^^ACC Tournament, Cary, NC; *NCAA Tournament, Tallahassee, FL; %College Cup, San Diego, CA

TEAM STATISTICS

SHOT STATISTICS	FSU	OPP
Goals-Shot attempts.....	55-394	15-197
Goals scored average.....	2.29	0.62
Shot pct.....	.140	.076
Shots on goal-Attempts.....	168-394	93-197
SOG pct.....	.426	.472
Shots/Game.....	16.4	8.2
Assists.....	.63	.13

GOAL BREAKDOWN

Total Goals.....	55	15
Penalty.....	1	0
Unassisted.....	6	3
Overtime.....	2	1

CORNER KICKS.....	139	78
-------------------	-----	----

Goals off corners.....	4	0
------------------------	---	---

PENALTY KICKS.....	1-1	0-0
--------------------	-----	-----

OFFSIDES.....	.42	.64
---------------	-----	-----

PENALTIES

Yellow cards.....	5	4
Red cards.....	0	0

SEASON RECAPS

2013* (23-2-3, 10-1-2)

H 16-0-1 • A 4-1-2 • N 3-1-0

HEAD COACH MARK KRIKORIAN

FINAL RANKING: NSCAA - 2; SA - 1; ST - 2




2014*~ (24-1-1, 9-0-1)

H 13-1-0 • A 7-0-1 • N 4-0-0

HEAD COACH MARK KRIKORIAN

FINAL RANKING: NSCAA - 1; SA - 2; TDS - 1



	RANKS						
DATE	FSU	OPP		W/L/T	FSU	OPP	SITE
08/23	3	-	Oregon State	W	1	0	H
08/25	3	-	Auburn	W	4	1	H
08/30	3	8	Florida	W	3	0	A
09/01	3	17	UCF	W (ot)	1	0	H
09/06	2	-	Oklahoma State	T (2ot)	1	1	H
09/08	2	-	Oklahoma	W	1	0	H
09/12	4	7	Wake Forest	T (2ot)	0	0	A
09/15	4	15	Duke	W	2	1	A
09/18	3	5	North Carolina	W	1	0	H
09/22	3	-	NC State	W	1	0	H
09/26	3	-	Miami	W	4	0	H
09/29	3	-	Clemson	T (2ot)	1	1	A
10/03	5	-	Boston College	W	4	3	H
10/10	3	-	Syracuse	W (ot)	1	0	A
10/13	3	-	Pittsburgh	W	4	0	H
10/20	3	-	Maryland	W	2	1	H
10/24	3	4	Virginia Tech	W	2	1	A
10/27	3	1	Virginia	L (ot)	0	1	A
10/31	3	19	Notre Dame	W (2ot)	2	1	H
11/03	3	-	Duke^	W	2	0	H
11/08	3	4	North Carolina^^	W (ot)	2	1	N
11/10	3	6	Virginia Tech^^	W	1	0	N
11/15	3	-	South Alabama**	W	5	0	H
11/21	3	22	Ole Miss**	W	3	1	H
11/23	3	-	Colorado**	W	4	0	H
11/29	3	-	Boston College**	W	4	0	H
12/06	3	4	Virginia Tech%	W	3	2	N
12/08	3	-	UCLA%	L (ot)	0	1	N

BOLD = ACC Regular Season; ^ACC Tournament - First Round; ^^ACC Tournament, Cary, NC; **NCAA Tournament, Tallahassee, FL; %College Cup, Cary, NC

TEAM STATISTICS

SHOT STATISTICS	FSU	OPP
Goals-Shot attempts.....	59-418	16-199
Goals scored average.....	2.11	0.57
Shot pct.....	.141	.080
Shots on goal-Attempts.....	174-418	91-199
SOG pct.....	.416	.457
Shots/Game.....	14.9	7.1
Assists.....	59	15

GOAL BREAKDOWN

Total Goals.....	59	16
Penalty.....	5	0
Unassisted.....	16	5
Overtime.....	4	2

CORNER KICKS.....142.....80

Goals off corners.....2.....0

PENALTY KICKS.....5-5.....0-0

OFFSIDES.....45.....52

PENALTIES

Yellow cards.....	5	13
Red cards.....	0	0

* denotes ACC Champions

RANKS							
DATE	FSU	OPP		W/L/T	FSU	OPP	SITE
08/22	2	11	Portland	W	1	0	H
08/24	2	-	Minnesota	W	4	1	H
08/29	2	-	Oklahoma State	W (2ot)	2	1	A
08/31	2	-	Oklahoma	W	1	0	A
09/05	2	6	Florida	L	1	2	H
09/08	2	-	St. John's	W	4	0	H
09/14	5	-	Stetson	W	7	0	H
09/18	5	-	Connecticut	W	3	2	A
09/21	5	-	Boston College	W	2	0	A
09/25	5	-	Louisville	W	6	0	H
09/28	5	3	Virginia	W	1	0	H
10/04	2	-	Miami	W	3	0	A
10/09	2	-	Syracuse	W	2	0	H
10/12	2	9	Virginia Tech	W	2	1	H
10/18	2	-	Pittsburgh	W	3	0	A
10/23	2	6	North Carolina	T (2ot)	1	1	A
10/26	2	-	NC State	W	4	0	A
10/31	2	-	Duke	W	2	0	H
11/07	2	10	Notre Dame^A	W	3	1	N
11/09	2	4	Virginia^A	W	1	0	N
11/14	2	-	South Alabama**	W	5	0	H
11/21	2	-	Northeastern**	W	3	0	H
11/23	2	21	UCF**	W	1	0	H
11/28	2	18	South Carolina**	W	5	0	H
12/05	2	3	Stanford%	W	2	0	N
12/07	2	4	Virginia%	W	1	0	N

BOLD = ACC Regular Season; ^^ACC Tournament, Greensboro, NC; **NCAA Tournament, Tallahassee, FL; %College Cup, Boca Raton, FL

TEAM STATISTICS

SHOT STATISTICS	FSU	OPP
Goals-Shot attempts.....	70-487	9-147
Goals scored average.....	2.69	0.35
Shot pct.....	.144	.061
Shots on goal-Attempts.....	229-487	55-147
SOG pct.....	.470	.374
Shots/Game.....	18.7	5.7
Assists.....	90	10

GOAL BREAKDOWN

Total Goals.....	70	9
Penalty.....	2	0
Unassisted.....	7	1
Overtime.....	1	0

CORNER KICKS.....169.....73

Goals off corners.....4.....1

PENALTY KICKS.....2-5.....0-1

OFFSIDES.....34.....33

PENALTIES

Yellow cards.....	7	17
Red cards.....	0	0

* denotes ACC Champions; ~ denotes National Champions


SEASON RECAPS

2015* (18-3-4, 6-1-3)

H 12-0-1 • A 4-2-2 • N 2-1-1

HEAD COACH MARK KRIKORIAN

FINAL RANKING: NSCAA - 3; SA - 3; TDS - 3



DATE	RANKS FSU OPP	W/L/T	FSU	OPP	SITE
08/21	1	-	New Mexico.....	W	3
08/23	1	-	Southern California.....	W	1
08/28	1	-	Southeastern Louisiana.....	W	3
08/30	1	14	Florida.....	L	2
09/04	5	3	Texas A&M.....	W	3
09/10	3	-	UCF.....	W	4
09/13	3	-	Grand Canyon.....	W	3
09/17	2	-	UNC Greensboro.....	W	6
09/20	2	22	Duke.....	T (2ot)	0
09/24	3	7	Clemson.....	W	3
09/27	3	16	Notre Dame.....	W	1
10/03	2	-	Pitt.....	W	6
10/08	2	-	NC State.....	W	4
10/11	2	1	North Carolina.....	W	1
10/17	1	-	Louisville.....	W	3
10/22	1	7	Virginia Tech.....	T (2ot)	0
10/25	1	2	Virginia.....	L	0
11/01	3	-	Boston College.....	T (2ot)	2
11/06	4	8	North Carolina^^.....	W	2
11/08	4	1	Virginia^^T (2ot - FSU 7-6 on PKs)	W	2
11/13	2	-	Evansville**.....	W	3
11/20	2	-	South Alabama**.....	W	5
11/22	2	19	Auburn**.....	W	2
11/27	2	21	Texas A&M**.....	W	5
12/04	2	20	Duke%.....	L	0

BOLD = ACC Regular Season; ^^ACC Tournament, Cary, NC; **NCAA Tournament, Tallahassee, FL; %College Cup, Cary, NC

TEAM STATISTICS

SHOT STATISTICS	FSU	OPP
Goals-Shot attempts.....	64-455	15-198
Goals scored average.....	2.56	0.60
Shot pct.....	.141	.076
Shots on goal-Attempts.....	199-455	66-198
SOG pct.....	.437	.333
Shots/Game.....	18.2	7.9
Assists.....	69	7

GOAL BREAKDOWN

Total Goals.....	64	15
Penalty.....	4	3
Unassisted.....	15	10
Overtime.....	0	0

CORNER KICKS.....	157	70
Goals off corners.....	4	0

PENALTY KICKS.....	4-7	3-5
--------------------	-----	-----

OFFSIDES.....	50	39
---------------	----	----

PENALTIES

Yellow cards.....	7	16
Red cards.....	1	0

* denotes ACC Champions

KEY: NSCAA = National Soccer Coaches Association of America; ST = Soccer Times; SA = Soccer America; TDS = TopDrawerSoccer

2016* (14-4-4, 6-2-2)

H 8-0-1 • A 5-3-2 • N 1-1-1

HEAD COACH MARK KRIKORIAN

FINAL RANKING: NSCAA - 14; TDS - 19



DATE	RANKS FSU OPP	W/L/T	FSU	OPP	SITE
08/19	1	8	Texas A&M.....	W	1
08/25	1	-	Vanderbilt.....	W	3
08/28	1	-	Middle Tennessee.....	W	3
09/05	1	-	South Alabama.....	L	0
09/08	1	17	UConn.....	W	3
09/11	1	-	Troy.....	W (ot)	1
09/15	3	-	Mercer.....	W	2
09/18	3	-	Miami.....	W	1
09/22	3	-	Wake Forest.....	W	3
09/25	3	2	Virginia.....	T (ot)	1
10/01	2	-	Pitt.....	W	2
10/06	2	-	Boston College.....	L	1
10/09	2	-	Syracuse.....	T	1
10/15	9	-	NC State.....	W	1
10/20	9	4	Duke.....	W (ot)	1
10/23	9	-	Louisville.....	W	1
10/27	8	16	North Carolina.....	L	0
10/30	8	6	Duke^.....	T (2ot)	1
			(FSU 3-2 on PKs)		
11/04	13	9	Clemson^^.....	W	1
11/6	13	10	North Carolina^^.....	T (2ot)	0
			(FSU 4-3 on PKs)		
11/12	10	-	Samford*.....	W	4
11/18	10	23	Utah**.....	L	1

BOLD = ACC Regular Season; ^ACC Tournament, Durham, NC; ^^ACC Tournament, Charleston, SC; *NCAA Tournament, Tallahassee, FL; **NCAA Tournament, Los Angeles, CA

TEAM STATISTICS

SHOT STATISTICS	FSU	OPP
Goals-Shot attempts.....	32-320	9-165
Goals scored average.....	1.45	0.41
Shot pct.....	.100	.055
Shots on goal-Attempts.....	147-320	69-165
SOG pct.....	.459	.418
Shots/Game.....	14.5	7.5
Assists.....	38	7

GOAL BREAKDOWN

Total Goals.....	32	9
Penalty.....	0	0
Unassisted.....	4	4
Overtime.....	2	0

CORNER KICKS.....	128	61
-------------------	-----	----

PENALTY KICKS.....	0-0	0-1
--------------------	-----	-----

PENALTIES

Yellow cards.....	6	10
Red cards.....	0	0

* denotes ACC Champions

SEASON RECAPS

2017 (13-7-1, 5-4-1)

H 7-2-0 • A 5-4-1 • N 1-1-0

HEAD COACH MARK KRIKORIAN

FINAL RANKING: UNITED SOCCER COACHES - 15; TDS - 24



	RANKS						
DATE	FSU	OPP	W/L/T	FSU	OPP	SITE	
08/18	15	-	UNC Greensboro.....	W	3	0	H
08/20	15	-	South Alabama.....	W	2	1	H
08/24	6	-	Samford.....	W	4	2	A
08/27	6	-	Alabama.....	L	0	1	A
09/03	15	-	Kentucky.....	W	4	0	H
09/13	16	-	Troy.....	W	4	1	A
09/17	16	10	North Carolina.....	L	0	1	H
09/21	23	-	Louisville.....	W	2	1	A
09/24	23	-	Virginia Tech.....	W	2	0	A
09/29	21	-	NC State.....	W	1	0	A
10/05	16	-	Boston College.....	W	3	0	H
10/08	16	4	Duke.....	L	0	2	A
10/12	16	10	Florida.....	W	2	0	A
10/15	16	22	Wake Forest.....	L	1	2	A
10/19	18	-	Notre Dame.....	L	3	4	H
10/22	18	-	Pitt.....	W	2	1	H
10/26	23	-	Clemson.....	T (2ot)	2	2	A
10/29	23	4	North Carolina^^.....	L	1	2	N
11/10	-	-	Ole Miss*.....	W	5	0	H
11/17	-	-	Arizona*.....	W	2	0	N
11/19	-	-	Stanford**.....	L	0	1	A

BOLD = ACC Regular Season; ^^ACC Tournament, Cary, NC; *NCAA Tournament, Tallahassee, FL; **NCAA Tournament, Palo Alto, CA

TEAM STATISTICS

SHOT STATISTICS	FSU	OPP
Goals-Shot attempts.....	43-297	21-194
Goals scored average.....	2.05	1.00
Shot pct.....	145	108
Shots on goal-Attempts.....	139-297	86-194
SOG pct.....	468	443
Shots/Game.....	14.1	9.2
Assists.....	39	17

GOAL BREAKDOWN

Total Goals.....	43	21
Penalty.....	5	1
Unassisted.....	8	6
Overtime.....	0	0

CORNER KICKS.....111.....68

PENALTY KICKS.....5-6.....1-2

PENALTIES

Yellow cards.....	8	27
Red cards.....	0	1

KEY: NSCAA = National Soccer Coaches Association of America; ST = Soccer Times; SA = Soccer America; TDS = TopDrawerSoccer

2018* (20-4-3, 5-4-1)

H 11-2-3 • A 5-2 • N 4-0

HEAD COACH MARK KRIKORIAN

FINAL RANKING: NSCAA - 1; TDS - 1; ST - 1; SA - 1



	RANKS						
DATE	FSU	OPP	W/L/T	FSU	OPP	SITE	
08/16	10	RV	Vanderbilt.....	W	1	0	H
08/19	10	-	Troy.....	W	5	0	H
08/23	6	-	Wisconsin.....	W	3	0	A
08/26	6	-	Middle Tennessee.....	W	3	0	H
08/31	4	7	USC..... T (2ot)	0	0	H	
09/02	4	2	UCLA.....	W	4	1	H
09/07	3	-	Florida.....	W	1	0	H
09/09	3	-	South Alabama.....	W	2	0	H
09/14	2	6	North Carolina.....	L	0	1	H
09/20	7	-	Virginia Tech.....	W	3	0	H
09/23	7	RV	Boston College.....	L	1	2	A
09/27	10	-	Notre Dame.....	W	4	0	A
10/04	10		Clemson.....	L	0	1	H
10/07	10	RV	Wake Forest.....	W	2	1	H
10/12	13	RV	NC State..... T (2ot)	1	1	1	H
10/18	14	-	Pitt.....	W	4	0	A
10/21	24	6	Virginia.....	W	2	0	A
10/25	9	-	Miami..... L (ot)	0	1	A	
10/28	9	5	Duke^^.....	W	1	0	A
11/02	7	11	Virginia^^.....	W	3	1	N
11/04	7	3	North Carolina^^.....	W	3	2	N
11/09	5	-	Loyola Chicago*.....	W	1	0	H
11/16	5	20	USF*.....	W	3	1	H
11/18	5	6	USC*..... T (5-4 PKs)	1(5)	1(4)	H	
11/23	5	14	Penn State*.....	W	1	0	H
11/30	5	1	Stanford**.....	W	2	0	N
12/02	5	3	North Carolina**.....	W	1	0	N

BOLD = ACC Regular Season; ^^ACC Tournament, Cary, NC; *NCAA Tournament, Tallahassee, FL; **NCAA Tournament, Cary, N.C.

TEAM STATISTICS

SHOT STATISTICS	FSU	OPP
Goals-Shot attempts.....	52-456	13-162
Goals scored average.....	1.93	0.48
Shot pct.....	114	080
Shots on goal-Attempts.....	207-456	63-162
SOG pct.....	454	389
Shots/Game.....	16.9	6.0
Assists.....	35	8

GOAL BREAKDOWN

Total Goals.....	52	13
Penalty.....	3	1
Unassisted.....	17	5
Overtime.....	0	1

CORNER KICKS.....162.....72

PENALTY KICKS.....3-4.....1-1

PENALTIES

Yellow cards.....	11	25
Red cards.....	0	1

KEY: NSCAA = National Soccer Coaches Association of America; ST = Soccer Times; SA = Soccer America; TDS = TopDrawerSoccer

* denotes ACC Champions; ~ denotes National Champions


INOLE SOCCER SEASON RECAPS

2019..... (18-6-0, 8-2-0)

H 13-2-0 • A 5-2-0 • N 0-2-0

HEAD COACH MARK KRIKORIAN

FINAL RANKING: UNITED SOCCER COACHES - 7; TDS - 5



DATE	RANKS	FSU	OPP	W/L/T	FSU	OPP	SITE
8/22	1	RV	TCU.....	W	2	0	H
8/25	1	16	Wisconsin.....	W	1	0	H
8/29	1	4	UCLA.....	L	1	2	N
9/1	1	5	USC.....	L (ot)	2	3	A
9/6	6	-	Florida.....	W	2	1	H
9/8	6	-	Samford.....	W	6	0	H
9/12	6	24	Colorado.....	W (ot)	3	2	H
9/15	6	-	Villanova.....	W	5	0	A
9/19	6	-	Boston College.....	W	5	4	H
9/26	6	9	Clemson.....	W	2	1	A
9/29	6	-	Syracuse.....	W	1	0	A
10/5	6	-	Pitt.....	W	1	0	H
10/10	5	20	Virginia Tech.....	W (2ot)	3	2	A
10/13	5	1	Virginia.....	L (2ot)	0	1	H
10/18	5	-	Miami.....	W	3	0	H
10/24	5	3	North Carolina.....	L	0	2	A
10/27	5	-	Wake Forest.....	W	2	1	A
10/31	5	9	Duke.....	W	1	0	H
11/3	5	22	Clemson^.....	W	2	1	H
11/8	5	1	Virginia^^.....	L (ot)	1	2	N
11/16	5	-	South Alabama*.....	W	2	0	H
11/22	5	16	Brown*.....	W	2	0	H
11/24	5	17	USF*.....	W	2	1	H
11/29	5	7	UCLA*.....	L	0	4	H

BOLD = ACC Regular Season; ^ACC Tournament, Tallahassee, Fla.; ^^ACC Tournament, Cary, NC; *NCAA Tournament, Tallahassee, FL

TEAM STATISTICS

SHOT STATISTICS.....	FSU.....	OPP
Goals-Shot attempts.....	49-390.....	27-147
Goals scored average.....	2.04.....	1.13
Shot pct.....	126.....	182
Shots on goal-Attempts.....	171-390.....	82-148
SOG pct.....	438.....	554
Shots/Game.....	16.3.....	6.2
Assists.....	44.....	24

GOAL BREAKDOWN

Total Goals.....	49.....	27
Penalty.....	6.....	1
Unassisted.....	12.....	6
Overtime.....	3.....	3

CORNER KICKS..... 128..... 69

PENALTY KICKS..... 6-6..... 1-2

PENALTIES

Yellow cards.....	14.....	26
Red cards.....	1.....	2

KEY: TDS = TopDrawerSoccer

2020..... (13-1-2, 8-0-0)

H 4-0 • A 4-0-0 • N 5-1-2

HEAD COACH MARK KRIKORIAN

FINAL RANKING: UNITED SOCCER COACHES - 2



DATE	RANKS	FSU	OPP	W/L/T	FSU	OPP	SITE
9/17	-	-	Notre Dame.....	W	5	0	H
9/20	-	-	Louisville.....	W	1	0	H
10/1	2	-	Virginia Tech.....	W	4	0	A
10/4	2	-	Wake Forest.....	W	4	0	A
10/15	2	-	Pittsburgh.....	W	4	1	A
10/18	2	11	Virginia.....	W	4	3	A
10/29	2	5	Duke.....	W	1	0	H
11/1	2	3	Clemson.....	W	2	0	H
11/10	2	12	Notre Dame^.....	W	2	0	N
11/13	2	6	Duke^.....	W	4	0	N
11/15	2	1	North Carolina^.....	W	3	2	N
5/1	1	-	Milwaukee*.....	W	3	0	N
5/5	1	11	Penn State*.....	W	3	1	N
5/9	1	9	Duke*.....	T	0 (4)	0 (1)	N
5/13	1	8	Virginia**.....	T	0 (3)	0 (0)	N
5/17	1	11	Santa Clara**.....	L	1 (1)	1 (4)	N

BOLD = ACC Regular Season; ^ACC Tournament, Cary, NC; *NCAA Tournament, Cary, N.C.; **College Cup, Cary, N.C.

TEAM STATISTICS

SHOT STATISTICS.....	FSU.....	OPP
Goals-Shot attempts.....	41-273.....	8-67
Goals scored average.....	2.56.....	0.50
Shot pct.....	150.....	119
Shots on goal-Attempts.....	118-273.....	38-67
SOG pct.....	432.....	567
Shots/Game.....	17.1.....	4.2
Assists.....	30.....	5

GOAL BREAKDOWN

Total Goals.....	41.....	8
Penalty.....	2.....	2
Overtime.....	0.....	0

CORNER KICKS..... 98..... 37

PENALTY KICKS..... 2-2..... 2-2

PENALTIES

Yellow cards.....	8.....	12
Red cards.....	0.....	0

SEASON RECAPS

2021..... (22-1-2, 7-1-2) **2022**..... (17-3-3, 8-2)
H 12-1-0 • A 6-1-1 • N 4-0-0
HEAD COACH MARK KRIKORIAN
FINAL RANKING: UNITED SOCCER COACHES - 1



H 9-1-1 • A 6-1-2 • N 2-1-0
HEAD COACH BRIAN PENSKY
FINAL RANKING: UNITED SOCCER COACHES - 3



DATE	RANKS	FSU	OPP	W/L/T	FSU	OPP	SITE
8/19	1	9	Texas A&M.....	W	1	0	H
8/22	1	-	Alabama.....	W	4	0	H
8/26	1	-	South Alabama.....	W	4	0	A
8/29	1	-	Colorado.....	W	2	1	H
9/2	1	-	Florida.....	W	5	2	H
9/9	1	-	Florida Gulf Coast.....	W	4	0	A
9/12	1	10	Auburn.....	W	2	1	A
9/19	1	-	Boston College.....	W	4	1	H
9/23	1	-	Pitt.....	W	5	0	A
9/26	1	-	Louisville.....	W	3	0	A
10/1	1	-	Clemson.....	W	4	1	A
10/7	1	-	Syracuse.....	W	5	0	H
10/10	1	-	Miami.....	W	4	1	H
10/15	1	-	Virginia Tech.....	W	2	0	A
10/21	1	7	North Carolina.....	T	2	2 (20T)	A
10/24	1	6	Duke.....	L	0	1	A
10/28	3	1	Virginia.....	T	1	1 (20T)	H
11/5	2	25	*Wake Forest.....	W	2	1 (0T)	N
11/7	2	1	*Virginia.....	W	1	0	N
11/12	1	-	*South Alabama.....	W	3	0	H
11/19	1	25	*SMU.....	W	5	1	H
11/21	1	19	*Pepperdine.....	W	1	0	H
11/26	1	9	*Michigan.....	W	1	0 (0T)	H
12/3	1	5	**Rutgers.....	W	1	0	N
12/6	1	13	**BYU.....	W	0 (4)	0 (3)	N

DATE	RANKS	FSU	OPP	W/L/T	FSU	OPP	SITE
8/18	1	12	South Carolina.....	T	0	0	A
8/21	1	-	Georgia.....	W	3	1	A
8/25	2	16	Auburn.....	T	1	1	H
9/4	10	-	Florida.....	W	5	0	A
9/8	8	-	Florida Gulf Coast.....	W	5	0	H
9/11	8	-	Rice.....	W	5	0	A
9/16	12	-	Boston College.....	W	6	0	A
9/22	7	-	Louisville.....	W	5	1	H
9/25	7	14	Clemson.....	W	3	1	H
10/1	7	-	Miami.....	W	1	0	A
10/6	3	2	Virginia.....	W	1	0	A
10/9	3	17	Notre Dame.....	L	0	4	A
10/13	4	12	Duke.....	W	5	1	H
10/20	4	2	North Carolina.....	L	1	2	H
10/23	4	20	Pitt.....	W	1	0	A
10/27	5	-	Virginia Tech.....	W	4	1	H
11/3	5	4	*Notre Dame.....	T	3	3	N
11/6	5	2	*North Carolina.....	W	2	1	N
11/11	1	-	*Florida Gulf Coast.....	W	3	0	H
11/18	1	-	*LSU.....	W	4	1	H
11/20	1	19	*Pitt.....	W	3	0	H
11/26	1	9	*Arkansas.....	W	1	0	H
12/2	1	2	**North Carolina.....	L	2	3	N

BOLD = ACC Regular Season; ^ACC Tournament, Cary, NC; *NCAA Tournament, Tallahassee, FL; **College Cup, Cary, N.C.

BOLD = ACC Regular Season; ^ACC Tournament, Cary, NC; *NCAA Tournament, Tallahassee, FL; **College Cup, Santa Clara, Calif.

TEAM STATISTICS	FSU	OPP
SHOT STATISTICS.....	66-394	13-125
Goals-Shot attempts.....	2.64	.52
Goals scored average.....	.168	.104
Shot pct.....	184-194	52-125
Shots on goal-Attempts.....	.467	.416
SOG pct.....	15.76	5.0
Shots/Game.....	.62	.11
Assists.....	66	13
GOAL BREAKDOWN.....	4	2
Total Goals.....	4	2
Penalty.....	2	0
Unassisted.....	2	0
Overtime.....	159	53
CORNER KICKS.....	4-5	2-2
PENALTY KICKS.....		
PENALTIES.....	17	21
Yellow cards.....	0	0
Red cards.....		

TEAM STATISTICS	FSU	OPP
SHOT STATISTICS.....	64-394	20-212
Goals-Shot attempts.....	2.78	.87
Goals scored average.....	.162	.094
Shot pct.....	190-394	102-212
Shots on goal-Attempts.....	.482	.481
SOG pct.....	17.10	9.2
Shots/Game.....	.59	.13
Assists.....	64	20
GOAL BREAKDOWN.....	5	4
Total Goals.....	0	0
Penalty.....	9	0
Unassisted.....	0	0
Overtime.....	120	67
CORNER KICKS.....	5-6	4-4
PENALTY KICKS.....		
PENALTIES.....	18	25
Yellow cards.....	0	0
Red cards.....		

INOLE SOCCER SEASON RECAPS

2023 (22-0-1, 9-0-1)

H 11-0-0 • A 7-0-1 • N 4-0-0

HEAD COACH BRIAN PENSKY

FINAL RANKING: UNITED SOCCER COACHES - 1



DATE	RANKS		W/L/T	FSU	OPP	SITE	
	FSU	OPP					
8/17	6	-	Texas A&M.....	W	2	1	A
8/20	6	9	TCU.....	W	2	0	A
9/3	2	-	South Florida.....	W	5	1	H
9/7	5	-	North Florida.....	W	4	0	A
9/10	5	-	Florida.....	W	1	0	H
9/15	4	8	Clemson.....	W	4	2	A
9/21	3	-	Syracuse.....	W	3	2	A
9/24	3	1	North Carolina.....	T	3	3	A
9/29	2	-	Miami.....	W	2	0	H
10/5	2	-	Louisville.....	W	2	0	A
10/8	2	-	Boston College.....	W	6	0	H
10/12	1	11	Notre Dame.....	W	4	1	H
10/19	1	18	Pittsburgh.....	W	3	2	H
10/22	1	-	Duke.....	W	4	0	A
10/26	1	-	NC State.....	W	5	0	H
11/2	1	11	Pittsburgh^.....	W	2	0	N
11/5	1	7	Clemson^.....	W	2	1	N
11/10	1	-	Morehead State*.....	W	5	0	H
11/17	1	-	Texas A&M*.....	W	1	0	H
11/19	1	-	Texas*.....	W	5	0	H
11/24	1	11	Pittsburgh*.....	W	3	0	H
12/1	1	7	Clemson**.....	W	2	0	N
12/4	1	3	Stanford**.....	W	5	1	N

BOLD = ACC Regular Season; ^ACC Tournament, Cary, NC; *NCAA Tournament, Tallahassee, FL; **College Cup, Santa Clara, Calif.

TEAM STATISTICS

SHOT STATISTICS	FSU	OPP
Goals-Shot attempts.....	75-409	14-175
Goals scored average.....	3.26	0.61
Shot pct.....	183	080
Shots on goal-Attempts.....	202-409	58-175
SOG pct.....	494	331
Shots/Game.....	17.8	7.6
Assists.....	81	14

GOAL BREAKDOWN

Total Goals.....	75	14
Penalty.....	6	1
Unassisted.....	18	3
Overtime.....	0	0

CORNER KICKS..... 145.....78

PENALTY KICKS..... 6-6.....1-2

PENALTIES

Yellow cards.....	16	29
Red cards.....	0	1

2000 (2-1-0)

JACKSONVILLE 1
 #14 FLORIDA STATE 4
 Nov. 8, 2000, Tallahassee, FL
 ATTENDANCE: 867

Goals by period	1	2	Tot
Jacksonville	0	1	1
Florida State	0	4	4

SCORING SUMMARY

1 49:20 FSU Amber Tollefson (April Murphy; Emma Breland)
 2 54:33 FSU Emma Breland (Rachael Watkin)
 3 71:20 FSU Kristin Boyce (unassisted)
 4 71:42 JU Erika Chapman (unassisted)
 5 82:29 FSU Cindy Schofield (Emma Breland)
 Shots: Jacksonville 7, Florida State 20
 Saves: Jacksonville 9 (Melissa Cancio 9), Florida State 5 (Sarah Crawford 5)
 NOTES: Florida State records first-ever NCAA Tournament win.

#14 FLORIDA STATE 2
 #11 FLORIDA 1
 Nov. 12, 2000, Gainesville, FL
 ATTENDANCE: 1,763

Goals by period	1	2	Tot
Florida State	1	1	2
Florida	1	0	1

SCORING SUMMARY

1 4:55 FSU Rachael Watkin (Cindy Schofield; Summer Corum)
 2 6:29 UF Robin Fulton (unassisted)
 3 47:55 FSU Summer Corum (Marte Vik Edvardson)
 Shots: Florida State 8, Florida 16
 Saves: Florida State 6 (Sarah Crawford 6), Florida 2 (Jordan Kellgren 2; TEAM 1)
 NOTES: Florida State advance to first ever Sweet 16 with second win of the year against UF.

#14 FLORIDA STATE 0
 #5 CLEMSON 2
 Nov. 17, 2000, Clemson, SC
 ATTENDANCE: 1,361

Goals by period	1	2	Tot
Florida State	0	0	0
Clemson	1	1	2

SCORING SUMMARY

1 39:11 CU Tatum Clowney (Julie Augustyniak)
 2 63:48 CU Allison Mitchell (Heather Beem; Leigh Clark)
 Shots: Florida State 2, Clemson 21
 Saves: Florida State 9 (Sarah Crawford 9), Clemson 2 (Katie Carson 2)
 NOTES: Season ends in Sweet 16 in Florida State's first-ever NCAA Tournament appearance.

2001 (1-1-0)

#16 FLORIDA STATE 1
 AUBURN 0
 Nov. 16, 2001, Clemson, SC
 ATTENDANCE: 720

Goals by period	1	2	Tot
Florida State	1	0	1
Auburn	0	0	0

SCORING SUMMARY

1 58:01 FSU Camie Bybee (10) (Jez Ratliff; Maren Vik Edvardson)
 Shots: Auburn 9, Florida State 13
 Saves: Auburn 5 (Megan Rivera 4; TEAM 1), Florida State 2 (Kerry York 2)
 NOTES: Florida State wins opening round NCAA Tournament game for second straight year.

#16 FLORIDA STATE 0
 #18 CLEMSON 1
 Nov. 18, 2001, Clemson, SC
 ATTENDANCE: 986

Goals by period	1	2	Tot
Florida State	0	0	0
Clemson	0	1	1

SCORING SUMMARY

1 75:24 CU Paige Ledford (10) (Lindsay Browne)
 Shots: Florida State 11, Clemson 8
 Saves: Florida State 3 (Kerry York 3), Clemson 4 (Katie Carson 2; TEAM 2)
 NOTES: Clemson ends Florida State's NCAA Tournament run for the second year in a row.

2002 (2-1-0)

OLE MISS 0
 #21 FLORIDA STATE 2
 Nov. 15, 2002, Tallahassee, FL
 ATTENDANCE: 972

Goals by period	1	2	Tot
Ole Miss	0	0	0
Florida State	1	1	2

SCORING SUMMARY

1 41:26 FSU Cindy Schofield (Penalty kick)
 2 71:40 FSU Jez Ratliff (6) (Cindy Schofield)
 Shots: Ole Miss 16, Florida State 12
 Saves: Ole Miss 4 (Brittany Gillespie 4), Florida State 5 (Kerry York 5)
 NOTES: Seminoles remain undefeated in NCAA Tournament openers at 3-0.

AUBURN 1
 #21 FLORIDA STATE 2
 Nov. 17, 2002, Tallahassee, FL
 ATTENDANCE: 685

Goals by period	1	2	Tot
Auburn	0	1	1
Florida State	1	1	2

SCORING SUMMARY

1 18:14 FSU Camie Bybee (5) (Cindy Schofield)
 2 63:34 AUB Christina Culver (9) (Sarah Steinmann)
 3 86:19 FSU Cindy Schofield (15) (Jenny Garcia; Leah Gallegos)
 Shots: Auburn 3, Florida State 10
 Saves: Auburn 6 (Rivera, Megan 5; TEAM 1), Florida State 1 (Kerry York 1)
 NOTES: Florida State advances to second Sweet 16 in the last three seasons.

#21 FLORIDA STATE 0
 #4 CONNECTICUT 1
 Nov. 24, 2002, Storrs, CT
 ATTENDANCE: 1,199

Goals by period	1	2	Tot
Florida State	0	0	0
Connecticut	1	0	1

SCORING SUMMARY

1 1:10 UConn Brittany Barakat (11) (Jennifer Sullivan)
 Shots: Florida State 10, Connecticut 8
 Saves: Florida State 2 (Kerry York 1; Team 1), Connecticut 6 (Maria Yatrakis 5; TEAM 1)
 NOTES: Seminoles held without a goal for the first time in 22 matches.



SEMINOLE SOCCER

2003 (4-1-0)

DARTMOUTH..... 0
#6 FLORIDA STATE 5

Nov. 14, 2003, Tallahassee, FL
ATTENDANCE: 1,003

Goals by period	1	2	Tot
Dartmouth	0	0	0
Florida State	1	4	5

SCORING SUMMARY

1	9:36	FSU	Julia Schnugg (6) (Teresa Rivera; Leah Gallegos)
2	63:19	FSU	Camie Bybee (7) (unassisted)
3	71:05	FSU	India Trotter (2) (Leah Gallegos)
4	74:32	FSU	Camie Bybee (8) (Jez Ratliff)
5	76:53	FSU	Rachel McDowell (1) (Jez Ratliff; Amber Tollefson)

Shots: Dartmouth 9, Florida State 18

Saves: Dartmouth 4 (Marbarger, Anne 4), Florida State 4 (Joy McKenzie 4)

NOTES: The five goals were the most ever scored by Florida State in an NCAA Tournament game.

#16 AUBURN 1
#6 FLORIDA STATE 2

Nov. 16, 2003, Tallahassee, FL
ATTENDANCE: 1,006

Goals by period	1	2	OT	O2	Tot
Auburn	1	0	0	0	1
Florida State	0	1	0	1	2

SCORING SUMMARY

1	29:08	AUB	Sarah Steinmann (12) (Kellie Evans; Lindsay Giblin)
2	45:34	FSU	Amber Tollefson (4) (India Trotter)
3	101:04	FSU	Leah Gallegos (17) (Amber Tollefson)

Shots: Auburn 12, Florida State 18

Saves: Auburn 5 (Megan Rivera 5), Florida State 3 (Joy McKenzie 3)

NOTES: Gallegos' golden goal is the first ever for Florida State in the NCAA Tournament and ties Gallegos with Cindy Schofield for the single season record (17).

#6 FLORIDA STATE 3
#9 WEST VIRGINIA 2

Nov. 23, 2003, Morgantown, WV
ATTENDANCE: 847

Goals by period	1	2	OT	O2	Tot
Florida State	2	0	0	1	3
West Virginia	0	2	0	0	2

SCORING SUMMARY

1	13:48	FSU	Kelly Rowland (5) (Rachel McDowell; Jez Ratliff)
2	21:30	FSU	Katie Beal Penalty kick
3	46:32	WVU	Lisa Zanti (5) (Lisa Stoia)
4	87:21	WVU	Leslie Barden (6) (Ashley Weimer)
5	109:39	FSU	Leah Gallegos (18) (Katie Beal; Jez Ratliff)

Shots: Florida State 20, West Virginia 20

Saves: Florida State 4 (Joy McKenzie 4), West Virginia 8 (Lana Bannerman 8)

NOTES: Gallegos' second straight golden goal sends FSU to its first ever Elite Eight.

#6 FLORIDA STATE 2
#7 FLORIDA 1

Nov. 28, 2003, Gainesville, FL
ATTENDANCE: 3,432

Goals by period	1	2	Tot
Florida State	0	2	2
Florida	0	1	1

SCORING SUMMARY

1	56:11	FSU	Kelly Rowland (6) (Katie Beal)
2	68:18	FSU	Jez Ratliff (5) (Amber Tollefson)
3	87:09	UF	Megan McMillan (4) (Melanie Booth)

Shots: Florida State 14, Florida 8



2003 SEMINOLES AT THE COLLEGE CUP IN CARY, N.C.

Saves: Florida State 2 (Joy McKenzie 2), Florida 5 (Brittini Goodwin 5)

NOTES: Florida State wins its fourth game against UF school's first ever College Cup.

#18 CONNECTICUT 2
#6 FLORIDA STATE 0

Dec. 5, 2003, Cary, NC (College Cup)
ATTENDANCE: 8,267

Goals by period	1	2	Tot
Connecticut	0	2	2
Florida State	0	0	0

SCORING SUMMARY

1	62:03	UConn	Kristen Graczyk (19) (Jessica Gjertsen)
2	81:53	UConn	Kristen Graczyk (20) (Jessica Gjertsen; Kathleen Frank)

Shots: Connecticut 13, Florida State 20

Saves: Connecticut 5 (Erin Rice 4; TEAM 1), Florida State 2 (Joy McKenzie 2)

NOTES: Connecticut ends Florida State's season for the second straight year and is the first team other than UNC to beat Florida State in a month.

3 89:31 FSU India Trotter (Viola Odebrecht)

Shots: Florida Atlantic 6, Florida State 10

Saves: Florida Atlantic 2 (Coyne, Megan 2), Florida State 0 (Ali Mims 0)

NOTES: NCAA Tournament Opening Round

ILLINOIS 1
#7 FLORIDA STATE 2

Nov. 13, 2005, Gainesville, FL
ATTENDANCE: 248

Goals by period	1	2	Tot
Illinois	0	1	1
Florida State	1	1	2

SCORING SUMMARY

1	29:21	FSU	Sel Kuralay (Kelly Rowland)
2	63:56	FSU	India Trotter (unassisted)
3	75:43	ILL	Ella Masar (Laura Redmond)

Shots: Illinois 8, Florida State 20

Saves: Illinois 4 (Rachel Frank 4), Florida State 5 (Ali Mims 5)

NOTES: NCAA Tournament Second Round

#6 CALIFORNIA 1

#11 FLORIDA STATE 2

Nov. 20, 2005, Tallahassee, FL
ATTENDANCE: 802

Goals by period	1	2	Tot
California	0	1	1
Florida State	0	2	2

SCORING SUMMARY

1	49:48	FSU	Kelly Rowland (3) (unassisted)
2	85:23	FSU	India Trotter (12) (Sel Kuralay)
3	89:23	CAL	Katie Ratican (3) (Tracy Hamm; Nkechi Kanu)

Shots: California 11, Florida State 8

Saves: California 3 (Ashley Sulprizio 3), Florida State 6 (Ali Mims 6)

NOTES: NCAA Tournament Round of 16. FSU advances to quarterfinals for second time in three years.

#7 FLORIDA STATE 1

#2 NORTH CAROLINA 1

Nov. 25, 2005, Chapel Hill, NC
ATTENDANCE: 2,518

Goals by period	1	2	OT	O2	Tot
Florida State	1	0	0	0	1
North Carolina	0	1	0	0	1

SCORING SUMMARY

1	8:25	FSU	India Trotter (13) (unassisted)
2	56:26	NC	Kendall Fletcher (5) (Lindsay

2004 (0-0-1)

#17 FLORIDA STATE 0
BOSTON COLLEGE 0

Nov. 12, 2004, Gainesville, FL
ATTENDANCE: 822

Goals by period	1	2	OT	O2	Tot
Florida State	0	0	0	0	0
Boston College	0	0	0	0	0

Shots: Boston College 12, Florida State 10

Saves: Boston College 2 (Katie Taylor 2), Florida State 5 (Joy McKenzie 5)

NOTES: Boston College advances on pk's, 3-1

2005 (3-1-1)

#7 FLORIDA STATE 3
FLORIDA ATLANTIC 0

Nov. 11, 2005, Gainesville, FL
ATTENDANCE: 362

Goals by period	1	2	Tot
Florida State	1	2	3
Florida Atlantic	0	0	0

SCORING SUMMARY

1	43:01	FSU	India Trotter (Katrin Schmidt; Colette Swensen)
2	85:51	FSU	Holly Peltzer (Melissa Samokishyn)

Tarpley; Heather O'Reilly)
 Shots: Florida State 7, North Carolina 31
 Saves: Florida State 18 (Ali Mims 13; Team 5), North Carolina 2 (Anna Rodenbough 2)
 NOTES: NCAA Tournament Quarterfinals. FSU advances to College Cup on penalty kicks 5-4

7 FLORIDA STATE 0
 #4 UCLA 4
 Dec. 2, 2005, College Station, TX (College Cup)
 ATTENDANCE: 6,701

Goals by period	1	2	Tot
Florida State	0	0	0
UCLA	2	2	4

SCORING SUMMARY
 1 38:08 UCLA Christina DiMartino (4) (unassisted)
 2 42:49 UCLA Danesha Adams (21) (Iris Mora)
 3 58:35 UCLA Christina DiMartino (5) (McCall Zerboni)
 4 77:44 UCLA Kara Lang (17) (Stephanie Kron)
 Shots: Florida State 9, UCLA 20
 Saves: Florida State 3 (Ali Mims 3), UCLA 2 (Valerie Henderson 2)

NOTES: NCAA Division I Women's Soccer Championships Semifinal. FSU's second College Cup appearance in last three seasons.

2006 (4-1-0)
 JACKSONVILLE 0
 #5 FLORIDA STATE 6
 Nov. 10, 2006, Tallahassee, FL
 ATTENDANCE: 1,076

Goals by period	1	2	Tot
Jacksonville	0	0	0
Florida State	4	2	6

SCORING SUMMARY
 1 3:09 FSU Kelly Rowland (4) (Selin Kuralay; Becky Edwards)
 2 22:40 FSU Katrin Schmidt (3) (Kelly Rowland)
 3 36:38 FSU Katrin Schmidt (4) (Iraia Iturregi)
 4 43:02 FSU Katrin Schmidt (5) (Kirsten van de Ven)
 5 47:42 FSU Brittney Marriott (1) (unassisted)
 6 66:28 FSU Annie Stalzer (1) (Victoria Damren)
 Shots: Jacksonville 5, Florida State 36
 Saves: Jacksonville 9 (Michelle Kmietek 9), Florida State (Ali Mims 0; Kimmy Diaz 0; Becky Thompson 0)
 NOTES: FSU improves to 7-0 all-time at home in NCAA Tourney

#21 CALIFORNIA 1
 #5 FLORIDA STATE 3
 Nov. 12, 2006, Tallahassee, FL
 ATTENDANCE: 825

Goals by period	1	2	Tot
California	0	1	1
Florida State	3	0	3

SCORING SUMMARY
 1 6:52 FSU Selin Kuralay (12) (unassisted)
 2 10:55 FSU India Trotter (7) (Selin Kuralay)
 3 26:27 FSU Mami Yamaguchi (6) (Toby Ranck)
 4 48:14 CAL Katie Ratican (6) (unassisted)
 Shots: California 12, Florida State 16
 Saves: California 2 (Nicole Jarbo 2), Florida State 2 (Ali Mims 2)
 NOTES: FSU moves to round of 16 for third time in four years

#15 ILLINOIS 0
 #5 FLORIDA STATE 1
 Nov. 19, 2006, Tallahassee, FL
 ATTENDANCE: 1,206

Goals by period	1	2	Tot
Illinois	0	0	0
Florida State	1	0	1

SCORING SUMMARY
 1 19:08 FSU Kelly Rowland (5) (Katrin Schmidt)
 Shots: Illinois 6, Florida State 9
 Saves: Illinois 4 (Lindsey Carstens 4), Florida State 1 (Ali Mims 0; Team 1)
 NOTES: FSU moves to quarterfinals for 3rd time in four years; Seminoles improve to 9-0 all-time at home in NCAA's

#23 CLEMSON 1
 #5 FLORIDA STATE 2
 Nov. 19, 2006, Tallahassee, FL
 ATTENDANCE: 1,754

Goals by period	1	2	Tot
Clemson	1	0	1
Florida State	0	2	2

SCORING SUMMARY
 1 30:27 CU Molly Franklin (6) (unassisted)
 2 49:17 FSU Selin Kuralay (13) (Sarah Wagenfuhr)
 3 62:43 FSU Becky Edwards (1) (unassisted)
 Shots: Clemson 11, Florida State 25
 Saves: Clemson 5 (Ashley Phillips 5), Florida State 3 (Ali Mims 3)
 NOTES: FSU goes to back-to-back College Cups; Seminoles have been to three of the last four College Cups

#5 FLORIDA STATE 1
 #1 NOTRE DAME 2
 Dec. 1, 2006, Cary, NC (College Cup)
 ATTENDANCE: 8,412

Goals by period	1	2	Tot
Florida State	0	1	1
Notre Dame	2	0	2

SCORING SUMMARY
 1 35:32 ND Courtney Rosen (2) (unassisted)
 2 38:21 ND Jill Krivacek (5) (Brittany Bock; Kerri Hanks)
 3 51:22 FSU India Trotter (8) (Kelly Rowland)
 Shots: Florida State 10, Notre Dame 15
 Saves: Florida State 8 (Ali Mims 7; Libby Gianeskis 1), Notre Dame 1 (Lauren Karas 1)
 NOTES: NCAA Division I Women's Soccer Championship Semifinal; FSU's third College Cup appearance in four years;

2007 (5-1-0)
 KENNESAW STATE 0
 #14 FLORIDA STATE 3
 Nov. 16, 2007, Tallahassee, FL
 ATTENDANCE: 963

Goals by period	1	2	Tot
Kennesaw State	0	0	0
Florida State	3	0	3

SCORING SUMMARY
 1 11:03 FSU Sanna Talonen (11) (Mami Yamaguchi)
 2 14:52 FSU Sanna Talonen (12) (Mami Yamaguchi)
 3 26:43 FSU Sanna Talonen (13) (Mami Yamaguchi; Marissa Kazbour)

Shots: Kennesaw State 6, Florida State 26
 Saves: Kennesaw State 10 (Katie Piotrowski 8; Team 2), Florida State 3 (Erin McNulty 0; Kate Milstead 3)

LSU 0
 #14 FLORIDA STATE 4
 Nov. 18, 2007, Tallahassee, FL
 ATTENDANCE: 861

Goals by period	1	2	Tot
LSU	0	0	0
Florida State	1	3	4

SCORING SUMMARY
 1 20:24 FSU Holly Peltzer (3) (Marissa Kazbour)
 2 66:43 FSU Kirsten van de Ven (6) (unassisted)
 3 73:27 FSU Kirsten van de Ven (7) (Mami Yamaguchi; Rachel Lim)
 4 74:36 FSU Mami Yamaguchi (22) (Katrin Schmidt)
 Shots: LSU 10, Florida State 30
 Saves: LSU 6 (Valerie Vogler 6; Jackie Moseley 0), Florida State 1 (Erin McNulty 1)
 NOTES: Florida State advances to the third round of the NCAA Tournament and will face Texas

#10 TEXAS 0
 #14 FLORIDA STATE 4
 Nov. 23, 2007, Tallahassee, FL
 ATTENDANCE: 1,091

Goals by period	1	2	Tot
Texas	0	0	0
Florida State	1	3	4

SCORING SUMMARY
 1 37:54 FSU Sanna Talonen (14) (Katrin Schmidt)
 2 46:47 FSU Mami Yamaguchi (23) (Holly Peltzer)
 3 67:35 FSU Marissa Kazbour (3) (Mami Yamaguchi)
 4 69:53 FSU Rachel Lim (4) (Mami Yamaguchi; Lauren Switzer)

Shots: Texas 5, Florida State 29





2007 SEMINOLES AT THE COLLEGE CUP IN COLLEGE STATION, TEXAS

Saves: Texas 7 (Dianna Pfenninger 4), Florida State 2 (Erin McNulty 2)

NOTES: Florida State advances to NCAA Quarterfinals for third straight year

#24 CONNECTICUT 2

#14 FLORIDA STATE 3

Nov. 30, 2007, Tallahassee, FL

ATTENDANCE: 1,703

Goals by period	1	2	OT	02	Tot
Connecticut	1	1	0	0	2
Florida State	1	1	0	1	3

SCORING SUMMARY

1	3:51	UConn	Brittany Tegeler (3) (Meghan Schnur)
2	17:41	FSU	Sanna Talonen (15) (Mami Yamaguchi)
3	57:47	UConn	Annie Yi (7) (unassisted)
4	81:38	FSU	Sanna Talonen (16) (Katrin Schmidt)
5	103:56	FSU	Sanna Talonen (17) (Katrin Schmidt)

Shots: Connecticut 12, Florida State 23

Saves: Connecticut 10 (Stephanie Labbe 10), Florida State 4 (Erin McNulty 3; Team 1)

NOTES: Florida State advances to third straight College Cup and fourth in last five years.

#11 NOTRE DAME 2

#14 FLORIDA STATE 3

Dec. 7, 2007, College Station, TX (College Cup)

ATTENDANCE: 7,507

Goals by period	1	2	Tot
Notre Dame	1	1	2
Florida State	2	1	3

SCORING SUMMARY

1	0:15	FSU	Mami Yamaguchi (24) (Amanda DaCosta)
2	14:16	ND	Carrie Dew (2) (Kerri Hanks)
3	32:22	FSU	Sanna Talonen (18) (Mami Yamaguchi)
4	55:32	ND	Elise Weber (3) (unassisted)
5	71:30	FSU	Amanda DaCosta (6) (Sanna Talonen)

Shots: Notre Dame 16, Florida State 7

Saves: Notre Dame 2 (Lauren Karas 2), Florida State 5 (Erin McNulty 5)

NOTES: FSU wins first College Cup game in school history

#14 FLORIDA STATE 0

#9 SOUTHERN CAL 2

Dec. 9, 2007, College Station, TX (College Cup)

ATTENDANCE: 8,255

Goals by period	1	2	Tot
Florida State	0	0	0
Southern Cal	1	1	2

SCORING SUMMARY

1	24:45	USC	Marihelen Tomer (5) (unassisted)
2	75:02	USC	Janessa Currier (5) (unassisted)

Shots: Florida State 11, USC 8

Saves: Florida State 4 (Erin McNulty 4), USC 2 (Kristin Olsen 2)

NOTES: NCAA Division I Women's Soccer Championship Final; FSU plays in first-ever national championship game

2008 (3-1-0)

MISSISSIPPI VALLEY STATE 0

#6 FLORIDA STATE 7

Nov. 14, 2008, Auburn, AL

ATTENDANCE: 390

Goals by period	1	2	Tot
Mississippi Valley State	0	0	0
Florida State	3	4	7

SCORING SUMMARY

1	6:55	FSU	Tiffany McCarty (11) (Amanda DaCosta; Sanna Talonen)
2	10:56	FSU	Sanna Talonen (15) (Rachel Lim; Katrin Schmidt)
3	25:51	FSU	Sanna Talonen (16) (Julie Lancos)
4	49:25	FSU	Julie Lancos (1) (Lauren Switzer)
5	61:00	FSU	Lauren Switzer (5) (Jessica Price)
6	62:12	FSU	Toni Pressley (4) (unassisted)
7	64:01	FSU	Marissa Kazbour (4) (Toni Pressley; Jessica Price)

Shots: Mississippi Valley State 0, Florida State 28

Saves: Mississippi Valley State 12 (Kristin Swanson 11; Team 1), Florida State 0 (Kate Milstead 0; Kimmy Diaz 0)

NOTES: NCAA Tournament Opening Round; FSU school record for goals in an NCAA Tournament game

#6 FLORIDA STATE 1

AUBURN 0

Nov. 16, 2008, Auburn, AL

ATTENDANCE: 345

Goals by period	1	2	Tot
Florida State	1	0	1
Auburn	0	0	0

SCORING SUMMARY

1	38:46	FSU	Jessica Price (3) (Amanda DaCosta)
---	-------	-----	------------------------------------

Shots: Florida State 26, Auburn 10

Saves: Florida State 6 (Kate Milstead 6), Auburn 12 (Allison Whitworth 12)

NOTES: FSU advances to third round of NCAA Tournament for fourth consecutive year and for seventh time since 2000

#10 BOSTON COLLEGE 0

#6 FLORIDA STATE 1

Nov. 22, 2008, Tallahassee, FL

ATTENDANCE: 1140

Goals by period	1	2	Tot
Boston College	0	0	0
Florida State	0	1	1

SCORING SUMMARY

1 64:32 FSU Tori Huster (4) (Sarah Wagenfuhr)

Shots: Boston College 10, Florida State 27

Saves: Boston College 10 (Jillian Mastroianni 9; Team 1), Florida State 3 (Kate Milstead 3)

NOTES: FSU remains undefeated all-time at home in postseason play running record to 15-0-0; advances to quarterfinals for fourth consecutive year and for fifth time in school history

#6 FLORIDA STATE 0

#1 NOTRE DAME 2

Nov. 28, 2008, South Bend, IN

ATTENDANCE: 2332

Goals by period	1	2	Tot
Florida State	0	0	0
Boston College	1	1	2

SCORING SUMMARY

1	18:10	ND	Jessica Schuveiller (1) (Kerri Hanks)
2	76:06	ND	Taylor Knaack (5) (Kerri Hanks)

Shots: Florida State 11, Notre Dame 12

Saves: Florida State 3 (Kate Milstead 3), Notre Dame 3 (Kelsey Lysander 2, Team 1)

NOTES: NCAA Quarterfinals

2009 (3-1-0)

SOUTHEASTERN LOUISIANA 1

#6 FLORIDA STATE 4

Nov. 13, 2009, Tallahassee, FL

ATTENDANCE: 807

Goals by period	1	2	Tot
Southeastern Louisiana	1	0	1
Florida State	4	0	4

SCORING SUMMARY

1	0:57	FSU	Jessica Price (13) (Lauren Switzer)
2	13:39	FSU	Jessica Price (14) (Lauren Switzer)
3	19:16	SLU	Maiya Cooper (14) (unassisted)
4	27:46	FSU	Ella Stephan (3) (Becky Edwards)
5	43:21	FSU	Breezy Hupp (2) (Alex Crown)

Shots: SE Louisiana 5, Florida State 22

Saves: SE Louisiana 4 (Lacey Bockhaus 2; Team 2), Florida State 1 (Erin McNulty 1)

CALIFORNIA 0

#6 FLORIDA STATE 3

Nov. 15, 2009, Tallahassee, FL

ATTENDANCE: 962

Goals by period	1	2	Tot
California	0	0	0
Florida State	2	1	3

SCORING SUMMARY

1	33:03	FSU	Jessica Price (15) (Amanda DaCosta)
2	40:18	FSU	Tiffany McCarty (17) (A. DaCosta)
3	73:12	FSU	Toni Pressley (2) (Becky Edwards; Lauren Switzer)

Shots: California 8, Florida State 8

Saves: California 2 (Gina Pellegrini 2), Florida State 5 (Erin McNulty 5)

#22 TEXAS A&M 1

#6 FLORIDA STATE 2

Nov. 20, 2009, Tallahassee, FL

ATTENDANCE: 1659

Goals by period	1	2	OT	02	Tot
Texas A&M	0	1	0	0	1
Florida State	0	1	0	1	2

SCORING SUMMARY

1	54:49	TAMU	Rachel Shipley (unassisted)
2	64:48	FSU	Lauren Switzer (2) (Casey Short)
3	107:59	FSU	Jessica Price (16) (Tiffany McCarty)

Shots: Texas A&M 8, Florida State 21

Saves: Texas A&M 8 (Kristin Arnold 7; Team 1), Florida State 1 (Erin McNulty 1)

NOTES: Advances to quarterfinals for fifth consecutive year and for sixth time in school history.

#5 NOTRE DAME 2

#6 FLORIDA STATE 0

Nov. 27, 2009, Tallahassee, FL

ATTENDANCE: 2000

Goals by period	1	2	Tot
Notre Dame	2	0	2
Florida State	0	0	0

SCORING SUMMARY

1	38:35	ND	Melissa Henderson (18) (unassisted)
2	39:26	ND	Haley Ford (3) (Rose Augustin)

Shots: Notre Dame 14, Florida State 14

Saves: Notre Dame 5 (Nikki Weiss 5), Florida State 1 (Erin McNulty 1)

NOTES: FSU falls for the first time at home in postseason play ending a streak of 18 consecutive victories.

2010 (3-1-0)

MIDDLE TENNESSEE STATE 0

#15 FLORIDA STATE 3

Nov. 12, 2010, Tallahassee, FL

ATTENDANCE: 834

Goals by period	1	2	Tot
Middle Tennessee State	0	0	0
Florida State	1	2	3

SCORING SUMMARY

1	44:58	FSU	Breezy Hupp (4) (Tori Huster)
2	50:28	FSU	Casey Short (4) (unassisted)
3	59:32	FSU	Casey Short (5) (Amanda DaCosta)

Shots: Middle Tennessee State 5, Florida State 15

Saves: Middle Tennessee State 4 (Rebecca Cushing 4), Florida State 4 (Kelsey Wys 4)

#25 SOUTH FLORIDA 1

#15 FLORIDA STATE 2

Nov. 12, 2010, Tallahassee, FL

ATTENDANCE: 785

Goals by period	1	2	Tot
South Florida	1	0	1
Florida State	1	1	2

SCORING SUMMARY

1	23:59	FSU	Kassey Kallman (3) (Tiana Brockway)
2	44:45	USF	Sharla Passariello (4) (unassisted)
3	59:47	FSU	Toni Pressley (4) (Penalty Kick)

Shots: USF 5, Florida State 12

Saves: USF 4 (Nicole McClure 4), Florida State 1 (Kelsey Wys 1)

#12 MARQUETTE 0

#11 FLORIDA STATE 3

Nov. 20, 2010, Tallahassee, FL

ATTENDANCE: 981

Goals by period	1	2	Tot
Marquette	0	0	0
Florida State	1	2	3

SCORING SUMMARY

1	7:51	FSU	Rachel Lim (3) (Kassey Kallman)
---	------	-----	---------------------------------

2	54:37	FSU	Ella Stephan (1) (Pressley, Huster)
3	83:18	FSU	Breezy Hupp (5) (Ines Jaurena)

Shots: Marquette 16, Florida State 12

Saves: Marquette 4 (Natalie Kulla 4), Florida State 1 (Kelsey Wys 5, Team 2)

#11 FLORIDA STATE 0

#1 STANFORD 5

Nov. 26, 2010, Palo Alto, CA

ATTENDANCE: 2135

Goals by period	1	2	Tot
Florida State	0	0	0
Stanford	1	4	5

SCORING SUMMARY

1	30:44	STAN	Mariah Noguera (5) (Chrsten Press; Alina Garciamendez)
2	55:35	STAN	Lindsay Taylor (10) (Camille Levin)
3	59:25	STAN	Chrsten Press (26) (Annie Case)

4	77:34	STAN	Teresa Noyola (10) (Kristy Zurmuhlen)
---	-------	------	---------------------------------------

5	85:14	STAN	Marjani Hing-Glover (4) (Morgan Redman)
---	-------	------	---

Shots: Stanford 22, Florida State 6

Saves: Stanford 0 (Emily Oliver 0), Florida State 1 (Kelsey Wys 10)

2011 (4-1-0)

SAMFORD 0

#9 FLORIDA STATE 2

Nov. 11, 2011, Tallahassee, FL

ATTENDANCE: 1035

Goals by period	1	2	Tot
Samford	0	0	0
Florida State	0	2	2

SCORING SUMMARY

1	57:34	FSU	Janice Cayman (6) (Tiffany McCarty; Jessica Price)
---	-------	-----	--

2	64:58	FSU	Tiana Brockway (2) (unassisted)
---	-------	-----	---------------------------------

Shots: Samford 1, Florida State 28

Saves: Samford 11 (Alyssa Whitehead 10, Team 1), Florida State 0 (Kelsey Wys 0)

PORTLAND 1

#9 FLORIDA STATE 3

Nov. 18, 2011, Memphis, TN

ATTENDANCE: 1637

Goals by period	1	2	Tot
Portland	0	1	1
Florida State	2	1	3

SCORING SUMMARY

1	8:30	FSU	Janice Cayman (7) (Tiffany McCarty; Tori Huster)
---	------	-----	--

2	15:01	FSU	Dagny Brynjarsdottir (4) (Janice Cayman)
---	-------	-----	--

3	58:44	FSU	Kristin Grubka (3) (Katie Riley; Tiana Brockway)
---	-------	-----	--

4	84:25	POR	Taylor Brooke (1) (unassisted)
---	-------	-----	--------------------------------

Shots: Portland 8, Florida State 14

Saves: Portland 4 (Hailee DeYoung 4), Florida State 4 (Kelsey Wys 4)

LOUISVILLE 0

#9 FLORIDA STATE 2

Nov. 20, 2011, Memphis, TN

ATTENDANCE: 101

Goals by period	1	2	Tot
Louisville	0	0	0
Florida State	1	1	2

SCORING SUMMARY

1	23:56	FSU	Kassey Kallman (3) (Jessica Price)
---	-------	-----	------------------------------------

2	76:48	FSU	Tiffany McCarty (17) (Janice Cayman)
---	-------	-----	--------------------------------------

Shots: Louisville 11, Florida State 12

Saves: Louisville 4 (Chloe Kiefer 4), Florida State 2 (Kelsey Wys 2)

#8 VIRGINIA 0

#9 FLORIDA STATE 3

Nov. 25, 2011, Tallahassee, FL

ATTENDANCE: 1378

Goals by period	1	2	Tot
Virginia	0	0	0
Florida State	1	2	3

SCORING SUMMARY

1	34:45	FSU	Ines Jaurena (4) (penalty kick)
---	-------	-----	---------------------------------

2	70:56	FSU	Dagny Brynjarsdottir (5) (Kassey Kallman)
---	-------	-----	---

3	75:14	FSU	Tiffany McCarty (18) (unassisted)
---	-------	-----	-----------------------------------

Shots: Virginia 15, Florida State 13

Saves: Virginia 5 (Chantel Jones 5), Florida State 6 (Kelsey Wys 6)



SEMINOLE SOCCER



2012 SEMINOLES AT THE COLLEGE CUP IN SAN DIEGO, CALIF.

Wys 6)
NOTE: FSU advances to its fifth College Cup

#9 FLORIDA STATE.....0
#1 STANFORD.....3

Dec. 2, 2011, Kennesaw, GA (College Cup)
ATTENDANCE: 9243

Goals by period	1	2	Tot
Florida State	0	0	0
Stanford	2	1	3

SCORING SUMMARY

1	21:13	STAN	Chioma Ubogagu (10) (Teresa Noyola)
2	23:44	STAN	Kristy Zurmuhlen (6) (Chioma Ubogagu; Lindsay Taylor)
3	63:45	STAN	Alina Garciamendez (1) (Madeleine Thompson)

Shots: Florida State 12, Stanford 9

Saves: Florida State 0 (Kelsey Wys 0, Taylor Vancil 0), Stanford 6 (Emily Oliver 6)

2012 (4-1-0)

MISS. VALLEY STATE.....0
#4 FLORIDA STATE.....6
Nov. 9, 2012, Tallahassee, FL
ATTENDANCE: 520

Goals by period	1	2	Tot
Miss. Valley State	0	0	0
Florida State	3	3	6

SCORING SUMMARY

1	9:05	FSU	Dagny Brynjarsdottir (8) (Kristin Grubka, Jessica Price)
2	13:04	FSU	Ines Jaurena (4) (Casey Short)
3	22:11	FSU	Tiffany McCarty (11) (Jamia Fields)
4	59:27	FSU	Jamia Fields (2) (unassisted)
5	69:01	FSU	Tiffany McCarty (12) (unassisted)
6	79:25	FSU	Marta Bakowska-Mathews (1) (Carson Pickett)

Shots: Miss. Valley State 1, Florida State 39

Saves: Miss. Valley State 15 (Shelby Willcocks 12, Team 3), Florida State 0 (Kelsey Wys 0, Taylor Vancil 0)

TEXAS TECH.....2
#4 FLORIDA STATE.....3
Nov. 16, 2012, Tallahassee, FL

#15 TEXAS A&M.....0
#4 FLORIDA STATE.....4

Nov. 18, 2012, Tallahassee, FL
ATTENDANCE: 752

Goals by period	1	2	Tot
Texas A&M	0	0	0
Florida State	2	2	4

SCORING SUMMARY

1	16:15	FSU	Isabella Schmid (1) (Jessica Price)
2	21:45	FSU	Dagny Brynjarsdottir (9) (Tiffany McCarty, Ines Jaurena)
3	70:49	FSU	Tiffany McCarty (15) (Dagny Brynjarsdottir)
4	75:48	FSU	Jamia Fields (3) (Carson Pickett)

Shots: Texas A&M 9, Florida State 13

Saves: Texas A&M 1 (Team 1), Florida State 3 (Kelsey Wys 3, Taylor Vancil 0)

#23 NOTRE DAME.....0
#4 FLORIDA STATE.....1

Nov. 23, 2012, Tallahassee, FL
ATTENDANCE: 2019

Goals by period	1	2	Tot
Notre Dame	0	0	0
Florida State	0	1	1

SCORING SUMMARY

1	52:03	FSU	Tiffany McCarty (16) (Dagny Brynjarsdottir, Jessica Price)
---	-------	-----	--

Shots: Notre Dame 14, Florida State 15

Saves: Notre Dame 4 (Elyse Hight 4), Florida State 6 (Kelsey Wys 6)
NOTE: FSU advances to its sixth College Cup

#5 PENN STATE.....2
#4 FLORIDA STATE.....1

Nov. 30, 2012, San Diego, CA (College Cup)
ATTENDANCE: 7289

Goals by period	1	2	OT	Tot
Penn State	0	1	1	2
Florida State	0	1	0	1

SCORING SUMMARY

1	56:21	PSU	Maya Hayes (16) (Mallory Weber)
2	89:19	FSU	Tiffany McCarty (17) (Kristin



Grubka)
3 91:12 FSU Christine Nairn (17) (Maddy Evans)
Shots: Penn State 10; Florida State 14
Saves: Penn State 3 (Erin McNulty 3), Florida State 4 (Kelsey Wys 4)

2013 (5-1-0)

SOUTH ALABAMA.....0
#3 FLORIDA STATE.....5
Nov. 15, 2013, Tallahassee, FL
ATTENDANCE: 813

Goals by period	1	2	Tot
South Alabama	0	0	0
Florida State	3	2	5

SCORING SUMMARY

1 8:27 FSU Carson Pickett (3) (Berglind Thorvaldsdottir)
2 15:39 FSU Kasey Kallman (1) (Megan Campbell)
3 20:11 FSU Megan Campbell (1) (unassisted)
4 46:09 FSU Carson Pickett (4) (unassisted)
5 89:17 FSU Nora Kervroedan (3) (Megan Mathews)

Shots: South Alabama 3, Florida State 20
Saves: South Alabama 7 (Melissa Drish 7), Florida State 2 (Kelsey Wys 2)

#22 OLE MISS.....1
#3 FLORIDA STATE.....3
Nov. 21, 2013, Tallahassee, FL
ATTENDANCE: 852

Goals by period	1	2	Tot
Ole Miss	0	1	1
Florida State	2	1	3

SCORING SUMMARY

1 26:03 FSU Dagny Brynjarsdottir (11) (Jamia Fields)
2 40:55 FSU Isabella Schmid (2) (Jamia Fields)
3 69:58 UM Gretchen Harknett (1) (unassisted)
4 77:40 FSU Dagny Brynjarsdottir (12) (Megan Campbell)

Shots: Ole Miss 3, Florida State 16
Saves: Ole Miss 5 (Kelly McCormick 5), Florida State 1 (Kelsey Wys 1)

COLORADO.....0
#3 FLORIDA STATE.....4
Nov. 23, 2013, Tallahassee, FL
ATTENDANCE: 813

Goals by period	1	2	Tot
Colorado	0	0	0
Florida State	3	1	4

SCORING SUMMARY

1 1:19 FSU Dagny Brynjarsdottir (13) (Michaela Hahn)
2 6:59 FSU Dagny Brynjarsdottir (14) (Jamia Fields, Isabella Schmid)
3 14:16 FSU Kristin Grubka (3) (Megan Campbell)
4 69:29 FSU Michaela Hahn (2) (Kasey Kallman)

Shots: Colorado 4, Florida State 24
Saves: Colorado 3 (Annie Brunner 3), Florida State 1 (Kelsey Wys 1)

BOSTON COLLEGE.....0
#1 FLORIDA STATE.....4
Nov. 29, 2012, Tallahassee, FL
ATTENDANCE: 1147

Goals by period	1	2	Tot
Boston College	0	0	0
Florida State	1	3	4

SCORING SUMMARY

1 35:32 FSU Kasey Kallman (2) (Marta Bakowska-Mathews,

FSU IN THE NCAA TOURNAMENT

Appearances	23
First Appearance	2000
Last Appearance	2022
Consecutive Appearances	23 (2000-22)
All-Time Record	77-18-4
All-Time Home Record	56-2-0
All-Time Away Record	4-6-1
All-Time Neutral Record	17-11-3

FSU AS NATIONAL SEED

No. 1 Seed	(9) - 2009, 2011-15, 2018-22
No. 2 Seed	(4) - 2005, 2006, 2008, 2010
No. 3 Seed	(2) - 2007, 2016
No. 4 Seed	1 - 2017
No. 11 Seed	(1) - 2003

FSU IN THE COLLEGE CUP

College Cup Appearances	13
First College Cup Appearance	2003
Last College Cup Appearance	2022
Consecutive Appearances	5 (2011-15)
Top Finish	First (2014, 2018 & 2021)
College Cup Record	9-10-0

FSU'S PROGRESSION CHART

First Round Record	22-0-1 (.978)
Second Round Record	20-2-0 (.909)
Third Round Record	16-3-0 (.842)
Quarterfinal Record	11-4-2 (.705)
Semifinal Record	5-7-1 (.423)
Finals Record	3-3-0 (.500)

POSTSEASON ALL-TIME RECORD vs. OPPONENTS

TEAM	POSTSEASON RECORDS	COLLEGE CUP
Arizona	1-0-0	
Arkansas	1-0-0	
Auburn	5-0-0	
Boston College	2-0-1	
Brown	1-0-0	
BYU	1-0-0	1-0-0
California	3-0-0	
UCLA	0-3-0	0-2-0
UCF	1-0-0	
Clemson	1-2-0	
Colorado	1-0-0	
Connecticut	1-2-0	0-1-0
Dartmouth	1-0-0	
Duke	0-1-1	0-1-0
Evansville	1-0-0	
Florida	2-0-0	
Florida Atlantic	1-0-0	
Florida Gulf Coast	1-0-0	
Illinois	2-0-0	
Jacksonville	2-0-0	
Kennesaw State	1-0-0	
LSU	2-0-0	
Louisville	1-0-0	
Loyola Chicago	1-0-0	
Marquette	1-0-0	
Michigan	1-0-0	
Middle Tenn State	1-0-0	

TEAM	POSTSEASON RECORDS	COLLEGE CUP
Milwaukee	1-0-0	
Mississippi	3-0-0	
Mississippi Valley State	2-0-0	
North Carolina	1-1-1	1-1-0
Northeastern	1-0-0	
Notre Dame	2-3-0	1-1-0
Penn State	2-1-0	0-1-0
Pepperdine	1-0-0	
Pitt	1-0-0	
Portland	1-0-0	
Rutgers	1-0-0	1-0-0
Santa Clara	0-1-0	0-1-0
Samford	2-0-0	
South Alabama	5-0-0	
SMU	1-0-0	
USC	0-0-1	
USF	3-0-0	
South Carolina	1-0-0	
Southeastern Louisiana	1-0-0	
Southern California	0-1-0	0-1-0
Stanford	2-3-0	2-1-0
Texas	1-0-0	
Texas A&M	3-0-0	
Texas Tech	1-0-0	
Utah	0-1-0	
Virginia	2-0-1	1-0-1

Megan Campbell)
2 59:22 FSU Michaela Hahn (3) (Nickolette Driesse)
3 69:36 FSU Marta Bakowska-Mathews (7) (Dagny

Brynjarsdottir, Nickolette Driesse)
4 71:33 FSU Marta Bakowska-Mathews (8) - pk
Shots: Boston College 4, Florida State 21
Saves: Boston College 6 (Alex Johnson 5, Jessica Mickelson 1), Florida State 2 (Kelsey Wys 2)

#4 VIRGINIA TECH.....2
#3 FLORIDA STATE.....3
Dec. 6, 2013, Cary, NC (College Cup)
ATTENDANCE: 10,168

Goals by period	1	2	Tot
Boston College	1	1	2
Florida State	1	2	3

SCORING SUMMARY

1 31:16 VT Ashley Manning (5), (Kelsey

Loupee)
2 41:41 FSU Kristin Grubka (4) (Marta Bakowska-Mathews)
3 56:08 FSU Jamia Fields (4) (Dagny Brynjarsdottir, Megan Campbell)
4 78:36 VT Ashley Meier (9) (Ashley Manning, Taylor Antolino)
5 82:32 FSU Jamia Fields (5) (unassisted)

Shots: Virginia Tech 8, Florida State 9
Saves: Virginia Tech 2 (Dayle Colpitts 2), Florida State 2 (Kelsey Wys 2)

#2 UCLA.....1
#3 FLORIDA STATE.....0
Dec. 8, 2013, Cary, NC (College Cup - Finals)
ATTENDANCE: 8806

Goals by period	1	2	OT	Tot
UCLA	0	0	1	1
Florida State	0	0	0	0

SCORING SUMMARY

1 96:41 UCLA Kodi Lavrusky (7) (Megan Oyster)

INOLE SOCCER

Shots: UCLA 18, Florida State 5

Saves: UCLA 2 (Katelyn Rowland 2), Florida State 9 (Kelsey Wys 7, Team 2)

NOTES: Florida State second national championship game in school history.

2014 (6-0-0) NATIONAL CHAMPIONS

SOUTH ALABAMA.....0

#2 FLORIDA STATE.....5

Nov. 14, 2014 Tallahassee, FL

ATTENDANCE: 743

Goals by period	1	2	Tot
South Alabama	0	0	0
Florida State	1	4	5

SCORING SUMMARY

1 44:22 FSU Dagny Brynjarsdottir (15) (Megan Campbell)

2 52:02 FSU Cheyna Williams (9) (Emma Koivisto; Megan Campbell)

3 62:31 FSU Carson Pickett (2) (Emma Koivisto; Dagny Brynjarsdottir)

4 72:03 FSU B. Thorvaldsdottir (11) (Emma Koivisto; Megan Campbell)

5 78:30 FSU Nickolette Driesse (1) (Michaela Hahn)

Shots: South Alabama 2, Florida State 23

Saves: South Alabama 5 (Sarah Hay 4, Team 1), Florida State 1 (Cassie Miller 1)

NORTHEASTERN.....0

#2 FLORIDA STATE.....3

Nov. 21, 2014 Tallahassee, FL

ATTENDANCE: 1009

Goals by period	1	2	Tot
Northeastern	0	0	0
Florida State	1	2	3

SCORING SUMMARY

1 17:09 FSU Cheyna Williams (10) (Kirsten Crowley)

2 53:09 FSU Kirsten Crowley (1) (Megan Campbell)

3 54:30 FSU Dagny Brynjarsdottir (16) (Isabella Schmid; Jamia Fields)

Shots: Northeastern 4, Florida State 16

Saves: Northeastern 4 (Paige Burnett 4), Florida State 3 (Cassie Miller 3)

#21 UCF.....0

#2 FLORIDA STATE.....1

Nov. 23, 2014 Tallahassee, FL

ATTENDANCE: 688

Goals by period	1	2	Tot
UCF	0	0	0
Florida State	0	1	1

SCORING SUMMARY

1 59:06 FSU Kristin Grubka (3) (Isabella Schmid; Michaela Hahn)

Shots: UCF 7, Florida State 13

Saves: UCF 2 (Connie Organ 2), Florida State 2 (Cassie Miller 2)

#18 SOUTH CAROLINA.....0

#2 FLORIDA STATE.....5

Nov. 28, 2014 Tallahassee, FL

ATTENDANCE: 1758

Goals by period	1	2	Tot
South Carolina	0	0	0
Florida State	2	3	5

SCORING SUMMARY

1 31:39 FSU B. Thorvaldsdottir (12) (Kristin Grubka)

2 42:14 FSU Jamia Fields (2) (B. Thorvaldsdottir; Isabella Schmid)

3 54:43 FSU Jamia Fields (3) (Carson Pickett)

4 59:27 FSU Cheyna Williams (11) (Dagny Brynjarsdottir; Emma

Koivisto)

5 61:00 FSU Cheyna Williams (12) (Dagny Brynjarsdottir; Carson

Pickett)

Shots: South Carolina 8, Florida State 17

Saves: South Carolina 2 (Abbey Crider 2), Florida State 2 (Cassie Miller, 2)

NOTES: FSU advances to its eighth College Cup and fourth in a row.

#2 FLORIDA STATE.....2

#3 STANFORD.....0

Dec. 5, 2014 Boca Raton, FL

ATTENDANCE: 3141

Goals by period	1	2	Tot
Florida State	1	1	2
Stanford	0	0	0

SCORING SUMMARY

1 15:27 FSU Cheyna Williams (13) (Emma Koivisto; Michaela Hahn)

2 86:56 FSU Cheyna Williams (14) (Jamia Fields)

Shots: Florida State 11, Stanford 7

Saves: Florida State 3 (Cassie Miller 2, Team 1), Stanford 2 (Jane Campbell 1, Team 1)

NOTES: FSU advances to the national championship game for the third time in school history and second year in a row.

#4 VIRGINIA.....0

#2 FLORIDA STATE.....1

Dec. 7, 2014 Boca Raton, FL

ATTENDANCE: 4137

Goals by period	1	2	Tot
Virginia	1	0	1
Florida State	0	1	1

SCORING SUMMARY

1 82:50 FSU Jamia Fields (4) (Cheyna Williams)

Shots: Virginia 7, Florida State 8

Saves: Virginia 1 (Morgan Stearns 1), Florida State 0 (Cassie Miller 0)

NOTES: FSU captures its first national title in school history.



**KIRSTEN CROWLEY HOLDING THE
2014 NATIONAL CHAMPIONSHIP TROPHY
AFTER A 1-0 VICTORY OVER VIRGINIA IN
BOCA RATON, FLA.**





2015 SEMINOLES AT THE COLLEGE CUP IN CARY, N.C.

2015 (4-1-0)

EVANSVILLE 0
 #2 FLORIDA STATE 3
 Nov. 13, 2015 Tallahassee, FL
 ATTENDANCE: 1240

Goals by period	1	2	Tot
Evansville	0	0	0
Florida State	2	1	3

SCORING SUMMARY

1 30:33 FSU Megan Connolly (7)
 2 42:05 FSU Berglind Thorvaldsdottir (7) (Elin Jensen)
 3 89:55 FSU Berglind Thorvaldsdottir (8) (Elin Jensen)

Shots: Evansville 3, Florida State 34

Saves: Evansville 10 (Whitney Biggs 10, Team 1), Florida State 1 (Cassie Miller 1)

SOUTH ALABAMA 0
 #2 FLORIDA STATE 5
 Nov. 20, 2015 Tallahassee, FL
 ATTENDANCE: 1487

Goals by period	1	2	Tot
South Alabama	0	0	0
Florida State	5	0	5

SCORING SUMMARY

1 1:56 FSU Megan Connolly (8) (penalty kick)
 2 4:44 FSU Cheyna Williams (9) (Isabella Schmid, Michaela Hahn)
 3 7:16 FSU Isabella Schmid (4) (Cheyna Williams, Megan Campbell)
 4 10:20 FSU Isabella Schmid (5) (Cheyna Williams)
 5 35:29 FSU Michaela Hahn (4) (Elin Jensen)

Shots: South Alabama 3, Florida State 25

Saves: South Alabama 6 (Sarah Hay 6), Florida State 1 (Caroline Brockmeier 1)

#19 AUBURN 0
 #2 FLORIDA STATE 2
 Nov. 22, 2015 Tallahassee, FL
 ATTENDANCE: 1327

Goals by period	1	2	Tot
Auburn	0	0	0
Florida State	2	0	2

SCORING SUMMARY

1 24:06 FSU Kaycie Tillman (4) (Natalia Kuikka)
 2 27:44 FSU Own Goal

Shots: Auburn 9, Florida State 22

Saves: Auburn 8 (Sarah La Beau 8), Florida State 1 (Cassie Miller 1)

#21 TEXAS A&M 0
 #2 FLORIDA STATE 5
 Nov. 27, 2015 Tallahassee, FL
 ATTENDANCE: 1934

Goals by period	1	2	Tot
Texas A&M	0	0	0
Florida State	2	3	5

SCORING SUMMARY

1 18:15 FSU Megan Connolly (9) (Cheyna Williams, Natalia Kuikka)
 2 34:59 FSU Michaela Hahn (5) (Kaycie Tillman, Emma Koivisto)
 3 51:31 FSU Cheyna Williams (10) (Kaycie Tillman, Isabella Schmid)
 4 68:50 FSU Elin Jensen (6) (Berglind Thorvaldsdottir)
 5 74:38 FSU Elin Jensen (7) (Kaycie Tillman, Megan Campbell)

Shots: Texas A&M 3, Florida State 21

Saves: Texas A&M 3 (Danielle Rice 3), Florida State 0

NOTES: FSU advances to its ninth College Cup and fifth in a row.

#2 FLORIDA STATE 0
 #20 DUKE 2
 Dec. 4, 2015 Cary, NC
 ATTENDANCE: 11676

Goals by period	1	2	Tot
Florida State	0	0	0
Duke	1	1	2

SCORING SUMMARY

1 31:47 DU Kayla McCoy (8) (Toni Payne)
 2 89:59 DU Toni Payne (4) (unassisted)
 Shots: Florida State 16, Duke 8
 Saves: Florida State 1 (Cassie Miller 1), Duke 5 (EJ Proctor 4, Team 1)

2016 (1-1-0)

SAMFORD 0
 #10 FLORIDA STATE 3
 Nov. 12, 2016 Tallahassee, FL
 ATTENDANCE: 1377

Goals by period	1	2	Tot
Samford	0	0	0
Florida State	2	2	4

SCORING SUMMARY

1 2:41 FSU Malia Berkely (1) (Natalia Kuikka)
 2 27:32 FSU Megan Connolly (7) (Natalia Kuikka)
 3 54:32 FSU Dayna Castellanos (7) (unassisted)
 4 84:35 FSU Heidi Kollanen (1) (Natalia Kuikka, Olivia Bergau)

Shots: Samford 4, Florida State 18

Saves: Samford 5 (Katie Peters 4, Anna Maddox 1), Florida State 1 (Cassie Miller 1)

#23 UTAH 2
 #10 FLORIDA STATE 1
 Nov. 18, 2016 Los Angeles, CA
 ATTENDANCE: 387

Goals by period	1	2	Tot
Utah	1	1	2
Florida State	1	0	1

SCORING SUMMARY

1 13:30 Utah Natalie Vukic (2) (Natalee Wells, Katie Rogers)
 2 17:40 FSU Macayla Edwards (2) (unassisted)
 3 87:16 Utah Haylee Cacciacarne (1) (unassisted)
 Shots: Utah 10, Florida State 15
 Saves: Utah 7 (Judy Mathias 7), Florida State 4 (Cassie Miller 3, Team 1)

2017 (2-1-0)

OLE MISS 0
 FLORIDA STATE 5
 Nov. 10, 2017 Tallahassee, FL
 ATTENDANCE: 851

Goals by period	1	2	Tot
Ole Miss	0	0	0
Florida State	2	3	5

SCORING SUMMARY

1 3:45 FSU Deyna Castellanos (16) (Clara, Robbins)
 2 27:49 FSU Deyna Castellanos (17) (unassisted)
 3 89:20 FSU Dallas Dorosy (8) (Adrienne Richardson, Kaycie Tillman)
 4 75:05 FSU Kaycie Tillman (3) (Megan Connolly, Adrienne Richardson)
 5 85:20 FSU Gabby Carle (1) (Anna Patten)

Shots: Ole Miss 7, Florida State 19

Saves: Ole Miss 7 (Marnie Merritt 7), Florida State 2 (Cassie Miller 2)

ARIZONA 0
 FLORIDA STATE 1
 Nov. 17, 2017 Palo Alto, CA
 ATTENDANCE: 379

Goals by period	1	2	Tot
Arizona	0	0	0
Florida State	1	1	2

SCORING SUMMARY

1 43:35 FSU Deyna Castellanos (18) (Kaycie Tillman)
 2 78:01 FSU Deyna Castellanos (19) (unassisted)
 Shots: Arizona 10, Florida State 12
 Saves: Arizona 5 (Lainey Burdett 5), Florida State 2 (Cassie Miller 2)

#1 STANFORD 1
 FLORIDA STATE 0
 Nov. 19, 2017 Palo Alto, CA
 ATTENDANCE: 1485

Goals by period	1	2	Tot
Stanford	0	1	1
Florida State	0	0	0

SCORING SUMMARY

1 78:24 STAN Jordan Dibiasi (Tierna Davidson)
 Shots: Stanford 22, Florida State 4
 Saves: Stanford 1 (Alison Jahansouz 1), Florida State 7 (Cassie Miller 7)



2018 SEMINOLES AT THE COLLEGE CUP IN CARY, N.C.

2018 (5-1-0) NATIONAL CHAMPIONS

LOYOLA CHICAGO.....0
#5 FLORIDA STATE.....1
Nov. 09, 2018 Tallahassee, FL
ATTENDANCE: 760

Goals by period	1	2	Tot
Loyola Chicago	0	0	0
Florida State	0	1	1

SCORING SUMMARY

1 51:56 FSU Anna Patten (4)
Shots: Loyola Chicago 2, Florida State 26
Saves: Loyola Chicago 9 (Kate Moran 8, Team 1), Florida State 1 (Caroline Jeffers 1)

USF.....1
#5 FLORIDA STATE.....3
Nov. 16, 2018 Tallahassee, FL
ATTENDANCE: 1,368

Goals by period	1	2	Tot
USF	1	0	1
Florida State	1	2	3

SCORING SUMMARY

1 34:14 USF MEGRATH, Aubrey (9) (KITCHING, Katie & WAGNER, Sabrina)
2 40:09 FSU Dallas Dorosy (5) (Gabby Carle)
3 62:59 FSU Yujie Zhao (7)
4 86:08 FSU Gloriana Villalobos (1) (Yujie Zhao & Kirsten Pavlisko)
Shots: USF 3, Florida State 17
Saves: USF 5 (MARTINEZ, Sydney 5), Florida State 1 (Caroline Jeffers 1)

#6 USC 1
#5 FLORIDA STATE.....1
Nov. 18, 2018 Tallahassee, FL
ATTENDANCE: 1,479

Goals by period	1	2	Tot
USC	1	0	1
Florida State	0	1	1

SCORING SUMMARY

1 36:42 USC Hocking, Penelope (14)
2 64:44 FSU Dallas Dorosy (6) (Jaelin Howell & Malia Berkely)
Shots: USC 12, Florida State 21
Saves: USC 9 (Kaylie Collins 9), Florida State 3 (Caroline

Jeffers 3)
#14 PENN STATE.....0
#5 FLORIDA STATE.....1
Nov. 23, 2018 Tallahassee, FL
ATTENDANCE: 2,209

Goals by period	1	2	Tot
Penn State	1	0	1
Florida State	0	1	1

SCORING SUMMARY

1 52:21 FSU Deyna Castellanos (10) (Kaycie Tillman & Yujie Zhao)
Shots: Penn State 8, Florida State 28
Saves: Penn State 4 (Amanda Dennis 4), Florida State 2 (Caroline Jeffers 2)

#5 FLORIDA STATE.....2
#1 STANFORD.....0
Nov. 30, 2018 Cary, N.C.
ATTENDANCE: 10,811

Goals by period	1	2	Tot
Florida State	2	0	2
Stanford	0	0	0

SCORING SUMMARY

1 28:04 FSU Gabby Carle (1)
2 41:43 FSU Malia Berkely (1) (Deyna Castellanos)
Shots: Florida State 11, Stanford 12
Saves: Florida State 1 (Caroline Jeffers 1), Stanford 4 (Alison Jahansou 4)

#5 FLORIDA STATE.....1
#3 NORTH CAROLINA.....0
Dec. 02, 2018 Cary, N.C.
ATTENDANCE: 12,512

Goals by period	1	2	Tot
Florida State	0	1	1
North Carolina	0	0	0

SCORING SUMMARY

1 59:53 FSU Dallas Dorosy (7) (Deyna Castellanos)
Shots: Florida State 8, North Carolina 8
Saves: Florida State 2 (Caroline Jeffers 2), North Carolina 2 (Samantha Leshnak 2)

2019 (3-1-0)

SOUTH ALABAMA.....0
#5 FLORIDA STATE.....2
Nov. 16, 2019 Tallahassee, FL
ATTENDANCE: 1,135

Goals by period	1	2	Tot
South Alabama	0	0	0
Florida State	1	1	2

SCORING SUMMARY

1 4:44 Kristen McFarland (6) (Jaelin Howell, Yujie Zhao)
2 58:48 Kristen McFarland (7) (Yujie Zhao, Abbey Newton)
Shots: South Alabama 2, Florida State 20
Saves: South Alabama 7 (Justice Stanford 6, Team 1), Florida State 1 (Caroline Jeffers 1)

#16 BROWN.....0
#5 FLORIDA STATE.....2
Nov. 22, 2019 Tallahassee, FL
ATTENDANCE: 1,231

Goals by period	1	2	Tot
Brown	1	0	1
Florida State	1	1	2

SCORING SUMMARY

1 28:40 Kristen McFarland (8) (Abbey Newton, Deyna Castellanos)
2 87:14 Kristen McFarland (9)
Shots: Brown 12, Florida State 21
Saves: Brown 7 (Kayla Thompson 7), Florida State 1 (Caroline Jeffers 1)

#17 USF.....1
#5 FLORIDA STATE.....2
Nov. 24, 2019 Tallahassee, FL
ATTENDANCE: 1,032

Goals by period	1	2	Tot
USF	1	0	1
Florida State	1	1	2

SCORING SUMMARY

1 4:49 USF Aubrey Megrath (5) Katie Kitching
2 44:07 FSU Jaelin Howell (5) Heather Payne
3 52:22 FSU Deyna Castellanos (12)
Shots: USF 4, Florida State 16
Saves: USF 5 (MARTINEZ, Sydney 5), Florida State 1 (Caroline Jeffers 1)

#7 UCLA.....4
#5 FLORIDA STATE.....0
Nov. 29, 2019 Tallahassee, FL
ATTENDANCE: 2,079

Goals by period	1	2	Tot
UCLA	3	1	4
Florida State	0	0	0

SCORING SUMMARY

1 7:03 UCLA Chloe Castaneda (4) Mia Fishel
2 17:08 UCLA Chloe Castaneda (5) Anika Rodriguez
3 31:11 UCLA Mia Fishel (13)
4 53:43 UCLA Mia Fishel (14) Viviana Villacorta
Shots: Florida State 7, Stanford 12
Saves: Florida State 2 (Caroline Jeffers 2), UCLA 2 (Teagan Micah)

2020 (4-1-0) NATIONAL RUNNER-UPS

MILWAUKEE.....0
#1 FLORIDA STATE.....3
May 1, 2021 Cary, N.C.
ATTENDANCE: 114

Goals by period	1	2	Tot
Milwaukee	0	0	0
Florida State	0	3	0

SCORING SUMMARY

1 49:13 FSU Kristen McFarland (1), Clara Robbins
2 76:03 FSU Gabby Carle (1)
3 79:42 FSU Jaelin Howell (5)

Shots: Milwaukee 2, Florida State 20
Saves: Milwaukee 6, Florida State 0

#11 PENN STATE.....1
#1 FLORIDA STATE.....3
May 5, 2021 Cary, N.C.
ATTENDANCE: 185

Goals by period	1	2	Tot
Penn State	1	0	1
Florida State	1	2	3

SCORING SUMMARY

1 19:56 PSU Frankie Tagliaferri (10), Sam Coffey
2 30:44 FSU Kristina Lynch (4), Yujie Zhao
3 61:28 FSU Clara Robbins (6), Gabby Carle
4 68:47 FSU Gabby Carle (2)

Shots: Penn State 2, Florida State 32
Saves: Penn State 8, Florida State 1

#9 DUKE.....0
#1 FLORIDA STATE.....0
May 9, 2021 Cary, N.C.
ATTENDANCE: 164

Goals by period	1	2	10T	20T	Tot
Duke	0	0	0	0	0
Florida State	0	0	0	0	0

Shots: Duke 2, Florida State 14
Saves: Duke 8, Florida State 0

#8 VIRGINIA.....0
#1 FLORIDA STATE.....0
May 13, 2021 Cary, N.C.

Goals by period	1	2	10T	20T	Tot
Virginia	0	0	0	0	0
Florida State	0	0	0	0	0

Shots: Virginia 9, Florida State 10
Saves: Virginia 2, Florida State 5

#11 SANTA CLARA.....1
#1 FLORIDA STATE.....1
May 13, 2021 Cary, N.C.
ATTENDANCE: 5,000

Goals by period	1	2	10T	20T	Tot
Santa Clara	0	1	0	0	1
Florida State	0	1	0	0	1

SCORING SUMMARY

1 62:02 FSU Jenna Nighswonger (5), Yujie Zhao
2 83:07 SCU Kelsey Turnbow (10)

Shots: Santa Clara 6, Florida State 8
Saves: Santa Clara 1, Florida State 1



2021 SEMINOLES AT THE COLLEGE CUP IN SANTA CLARA, CALIFORNIA

2021 (6-0-0) NATIONAL CHAMPIONS

SOUTH ALABAMA.....0
#1 FLORIDA STATE.....3
November 12, 2021, Tallahassee, Fla.
ATTENDANCE: 2,125

Goals by period	1	2	Tot
South Alabama	0	0	0
Florida State	2	1	3

SCORING SUMMARY

1 23:33 FSU Jody Brown (2), Jaelin Howell, Clara Robbins
2 26:31 FSU Beata Olsson (12), Yujie Zhao, Maria Alagoa
3 82:49 FSU Emily Madril (3)

Shots: South Alabama 3, Florida State 23
Saves: South Alabama 6, Florida State 1

#25 SMU.....1
#1 FLORIDA STATE.....5
November 19, 2021, Tallahassee, Fla.
ATTENDANCE: 1,504

Goals by period	1	2	Tot
SMU	0	1	1
Florida State	2	3	5

SCORING SUMMARY

1 21:58 FSU Yujie Zhao (5)
2 27:26 FSU Jody Brown (3), Jenna Nighswonger
3 50:06 FSU Beata Olsson (13)
4 71:46 FSU Gabby Carle (3), Emily Madril
5 80:43 SMU Lindsey Whitmore (5), PK
6 82:22 FSU Kristina Lynch (2), Kirsten Pavlisko

Shots: SMU 3, Florida State 17
Saves: SMU 8, Florida State 1

#19 PEPPERDINE.....0
#1 FLORIDA STATE.....1
November 21, 2021 Tallahassee, Fla.
ATTENDANCE: 1,367

Goals by period	1	2	Tot
Pepperdine	0	0	0
Florida State	1	0	1

SCORING SUMMARY

1 4:32 FSU Jody Brown (4)

Shots: Pepperdine 4, Florida State 9
Saves: Pepperdine 3, Florida State 0

#9 MICHIGAN.....0
#1 FLORIDA STATE.....1
November 26, 2021, Tallahassee, Fla.
ATTENDANCE: 2,005

Goals by period	1	2	Tot
Michigan	0	0	0
Florida State	0	1	1

SCORING SUMMARY

1 99:05 FSU Beata Olsson (14), Gabby Carle, Jaelin Howell

Shots: Michigan 8, Florida State 10
Saves: Michigan 4, Florida State 4

#5 RUTGERS.....0
#1 FLORIDA STATE.....1
December 4, 2021, Santa Clara, Calif
ATTENDANCE: 7,087

Goals by period	1	2	Tot
Rutgers	0	0	0
Florida State	0	1	1

SCORING SUMMARY

1 70:55 FSU Jaelin Howell (3)

Shots: Rutgers 9, Florida State 9
Saves: Rutgers 3, Florida State 4

#13 BYU.....0
#1 FLORIDA STATE.....0
December 7, 2021, Santa Clara, Calif
ATTENDANCE: 7,087

Goals by period	1	2	Tot
Rutgers	0	0	0
Florida State	0	0	0

SCORING SUMMARY

FSU Won 4-3 on penalty kicks

Shots: BYU 9, Florida State 7
Saves: BYU 3, Florida State 4

2022 (4-1-0) NATIONAL SEMIFINALIST

FLORIDA GULF COAST 0

#1 FLORIDA STATE 3

November 11, 2022, Tallahassee, Fla.

ATTENDANCE: 1,347

Goals by period	1	2	Tot
Florida Gulf Coast	0	0	0
Florida State	0	3	3

SCORING SUMMARY

1	51:24	FSU	Lauren Flynn (1)
2	61:22	FSU	Leilanni Nesbeth (5), Jody Brown, Clara Robbins
3	75:28	FSU	Kaitlyn Zipay, Jenna Nighswonger

Shots: Florida Gulf Coast 4, Florida State 26

Saves: Florida Gulf Coast 9, Florida State 2

LSU 1

#1 FLORIDA STATE 4

November 18, 2022, Tallahassee, Fla.

ATTENDANCE: 1,668

Goals by period	1	2	Tot
LSU	1	0	1
Florida State	1	3	4

SCORING SUMMARY

1	9:57	LSU	Wasila Diwura-Soale (4), Angelina Thoreson
2	20:35	FSU	Jenna Nighswonger (6), Beata Olsson, Leilanni Nesbeth
3	51:08	FSU	Ran Iwai (1), Jody Brown
4	53:54	FSU	Onyi Echegini (10), Jenna Nighswonger
5	78:52	FSU	Amelia Horton (1), Heather Payne

Shots: LSU 5, Florida State 27

Saves: LSU 4, Florida State 0

#19 PITT 0

#1 FLORIDA STATE 3

November 20, 2022 Tallahassee, Fla.

ATTENDANCE: 1,238

Goals by period	1	2	Tot
Pitt	0	0	0
Florida State	1	2	3

SCORING SUMMARY

1	1:17	FSU	Beata Olsson (6), Jody Brown, Onyi Echegini
2	46:18	FSU	Leilanni Nesbeth (6)
3	56:13	FSU	Jody Brown (8), Onyi Echegini

Shots: Pitt 7, Florida State 18

Saves: Pitt 7, Florida State 2

#9 ARKANSAS 0

#1 FLORIDA STATE 1

November 26, 2022, Tallahassee, Fla.

ATTENDANCE: 2,667

Goals by period	1	2	Tot
Arkansas	0	0	0
Florida State	0	1	1

SCORING SUMMARY

1	52:27	FSU	Own Goal
---	-------	-----	----------

Shots: Arkansas 11, Florida State 13

Saves: Arkansas 9, Florida State 5

#2 NORTH CAROLINA 3

#1 FLORIDA STATE 2

December 2, 2021, Cary, N.C.

ATTENDANCE: 10,000

Goals by period	1	2	Tot
North Carolina	1	1	2
Florida State	0	2	2

SCORING SUMMARY

1	41:33	UNC	Aleigh Gambone (2)
2	58:46	UNC	Tori Hansen (8) PK
3	65:53	UNC	Julia Dorsey (1), Emily Moxley
4	66:29	FSU	Onyi Echegini (11), Jody Brown
5	75:28	FSU	Heather Payne (4), Onyi Echegini

Shots: North Carolina 24, Florida State 25

Saves: North Carolina 9, Florida State 3



A NOTE TO THE MEDIA, FANS AND OPPONENTS

Public Relations Assistant Jack Oliaro of the Florida State Public Relations Office is ready to assist you with any questions or requests you may have regarding the 2024 Soccer program, almanac, coaches and student-athletes. Please do not hesitate to phone - (404) 971-4856, email - jmo20ba@fsu.edu or write a letter to the Public Relations Office at PO Drawer 2195, Tallahassee, FL 32316. All package shipments should be sent to Florida State Sports Information, 403 Stadium Drive West, Room D0107, Tallahassee, Fla., 32306.

PLAYERS AND COACHES INTERVIEWS

All player and coach interviews must be arranged through the Florida State Public Relations Office by contacting Jack Oliaro at (404) 971-4856. Player's home phone numbers and cell phone numbers will not be given to members of the media. Players and coaches should not be called directly under any circumstances including contact through Instagram, X, Facebook, or any other social media outlet.

HOW TO COVER THE SEMINOLES

Members of the media will be provided with weekly releases and games notes, while the almanac will be available online at www.seminoles.com. Updated individual and team stats will be available immediately following every match. Game stories with a box score will be emailed and posted to the official athletic department website at www.seminoles.com following each match. If you would like to be included on an email list, please contact Jack Oliaro. Media wishing to cover the game from the press box or the stands do not need to request credentials for regular season home matches but seating will be provided for any media covering FSU soccer games on a first come basis. Credentials are required for all photographers wishing to gain field access during the game. Credentials are also required if Florida State hosts any NCAA Tournament matches. All home matches are played at the Seminole Soccer Complex (2,000). The complex is located just north of the Al Dunlap Athletic Training Facility off of Spirit Way. Guests may park in the Spirit Way parking lot located to the northeast of the Softball Complex or the parking garage located to the north of the Seminole Soccer Complex.

FSU ON THE WEB

All game stories, updated stats, weekly releases, photo galleries, live stat links and Seminole soccer news you could ever ask for is available 24 hours a day, seven days a week at www.seminoles.com, the official athletic website for Florida State University. Be sure to make Seminole.com your first stop for all Florida State soccer information.

PUBLIC RELATIONS DIRECTORY



Jack Oliaro
PR Assistant | Soccer



Derek Satterfield
Senior Associate Director



Chuck Walsh
Deputy Director



Steven McCartney
Assistant Director



Christa Salerno
Assistant Director



Tim Hofmann
Assistant Director

Contact Us At: Phone: 850-644-1403 / Fax: 850-644-3820

Address Inquiries To:
Florida State Sports Information
PO Drawer 2195
Tallahassee, FL 32316

Ship Overnight Packages To:
Florida State Sports Information
403 Stadium Drive West, Room D0107
Tallahassee, FL 32306

UNCONQUERED MEDIA DIRECTORY



Lance Cook
Managing Producer of
Creative Services



Leo Georgi
Creative Video



Morgan Moritz
Creative Video



RICHARD McCULLOUGH

University President

Richard McCullough became the 16th president of Florida State University on Aug. 16, 2021, bringing more than 30 years of academic research and leadership experience to the role as well as a commitment to innovation, entrepreneurship, and diversity, equity and inclusion.

Prior to joining FSU, McCullough had served as vice provost for research and professor of materials science and engineering at Harvard University since 2012. In this role, he oversaw the development, review and implementation of strategies, planning, and policies related to academic research. In addition, he led an office of Foundation and Corporate Engagement and assisted in the oversight of more than 25 interdisciplinary institutes, centers and initiatives across the university.

During his tenure, McCullough successfully built and launched the new Harvard Data Science Initiative, a collaboration between 12 of the university's schools and more than 120 faculty, which led to the creation of three new master's programs and many new undergraduate courses.

McCullough developed and launched a new structural biology program and cryo-electron microscope facility that partners Harvard Medical School with three Boston-area hospitals. He also led the development of a new \$100 million, multi-institution collaboration to build the Advanced Biological Innovation and Manufacturing Center and Facility, which will be a hub for medical research and education, as well as economic and workforce development.

Previously, McCullough spent 22 years at Carnegie Mellon University in Pittsburgh, where he began his academic career as an assistant professor of chemistry in

1990 and became the Thomas Lord Professor of Chemistry in 2009. He was promoted to head of the chemistry department in 1998 and then served as dean of the Mellon College of Science from 2001 to 2007 before becoming the university's vice president for research.

McCullough, who holds multiple patents and is the founder of two companies, has a rich background in entrepreneurship and innovation. At Carnegie Mellon, he developed a vibrant innovation ecosystem, including the Greenlighting Start-ups Initiative that exponentially increased the generation of university spin-out companies and corporate engagement. In 2013, he was elected a fellow of the National Academy of Inventors.

A staunch champion of diversity, McCullough created a diverse pipeline of Black/ African American, Laxtinx and other underrepresented minority academics from both his research lab and as the founding creator of the Future Faculty Workshop: Diverse Leaders of Tomorrow, an annual workshop that helps diverse postdoctoral fellows and students obtain academic jobs. Now in its 15th year, the workshop has facilitated placing more than 50 underrepresented minority professors in the United States.

McCullough is the author of numerous peer-reviewed articles and serves on the editorial boards of several academic journals, including Advanced Materials. He has been an innovation, entrepreneurship, and technology transfer advisor to Oxford University, Princeton University and Washington University at St. Louis.

A first-generation college student from Mesquite, Texas, McCullough attended Eastfield Community College before earning a bachelor's degree in chemistry from the University of Texas at Dallas in 1982 and a doctoral degree in organic chemistry from Johns Hopkins University in 1988. McCullough also spent two years as a postdoctoral fellow at Columbia University in New York.

He and his wife, Jai Vartikar, have two children, Jason and Dylan, daughter-in-law, Sarah Christian, and two granddaughters, Gladys and Archer.

2024-25 FLORIDA STATE BOARD OF TRUSTEES



PETER COLLINS
Chair



MAXIMO ALVAREZ



KATHRYN BALLARD



BRIDGETT BIRMINGHAM



JACKSON BOISVERT



VIVIAN de las CUEVAS-DIAZ



JORGE GONZALEZ



JIM W. HENDERSON





MICHAEL ALFORD
Vice President
Director of Athletics



CINDY HARTMANN
Deputy Athletics Director
for Administration



DOUGLAS WALKER
Executive Senior Associate
Athletics Director for
Strategic Communication



LISA VARYTIMIDIS
Senior Associate Athletics
Director/Senior Woman
Administrator



ROSS COBB
Senior Associate Athletics
Director/CFO



DERRIL BEECH
Senior Associate Athletics
Director for Marketing
and Fan Engagement



STEPHEN PONDER
President & Ceo,
Seminole Boosters



BEN ZIERDEN
Senior Associate Athletic
Director for Facilities
and Capital Projects




SCOTT TRULOCK
Associate Athletics Director
for Health and
Performance



BRUCE WARWICK
Associate Athletics Director
for Football



ROB WILSON
Associate Athletics Director



DR. MIKE BRADY
Faculty Athletics
Representative



SARAH THOMAS
Executive Assistant to the
Vice President and
Director of Athletics



VICKI CUPP
Special Assistant for
Athletics Administration

SEMINOLE BOOSTERS



STEPHEN PONDER
President & Ceo



DERRIL BEECH
Annual Giving



JP SINCLAIR
Finance



KARI TEREZAKIS
Stewardship



CHRIS WILSON
Development



BEN ZIERDEN
Capital Projects

