



2026 FLORIDA STATE SOFTBALL

SCHEDULE

1/31: FIRST PITCH PARTY

2/1: GARNET & GOLD SCRIMMAGE

SAMFORD ¹	2/5	RUTGERS ²	2/28
SAMFORD ¹	2/6	JACKSONVILLE	3/4
MARSHALL ¹	2/6	COASTAL CAROLINA	3/6-8
IOWA ¹	2/7	SOUTH ALABAMA	3/11
MARSHALL ¹	2/7	SYRACUSE*	3/13-15
GEORGIA STATE ¹	2/8	TEXAS TECH	3/18
LIBERTY	2/10	CAL*	3/20-22
TEXAS TECH [#]	2/12	NORTH FLORIDA	3/24
FAU [#]	2/13	CLEMSON*	3/27-29
UCLA [#]	2/14	NOTRE DAME*	4/2-4
TENNESSEE [#]	2/15	SANTA CLARA	4/8
LOUISIANA	2/17	STANFORD*	4/10-12
DARTMOUTH [§]	2/20	NORTH CAROLINA*	4/17-19
ALABAMA [§]	2/20	FLORIDA	4/22
DARTMOUTH [§]	2/21	GEORGIA TECH*	4/24-26
ALABAMA [§]	2/21	FLORIDA	4/28
ELON [§]	2/22	BOSTON COLLEGE*	5/1-3
FLORIDA A&M	2/25	ACC CHAMPIONSHIP [^]	5/6-9
RUTGERS ²	2/27	REGIONALS [§]	5/14-17
FGCU ²	2/27	SUPER REGIONALS [§]	5/21-24
FGCU ²	2/28	WCWS ¹	5/28-6/5


¹ JOANNE GRAF CLASSIC (SEMINOLE SOFTBALL COMPLEX)
[#] SHAWNEE CHILDRENS CLEARWATER INVITATIONAL (CLEARWATER, FL)
[§] DUGGUTT CLUB CLASSIC (SEMINOLE SOFTBALL COMPLEX)
² UNCONQUERED INVITATIONAL (SEMINOLE SOFTBALL COMPLEX)

^{*} CHARLOTTESVILLE, VA
[^] CAMPUS SITES
¹ OKLAHOMA CITY, OK
[^] ACC SERIES



2026 FLORIDA STATE SOFTBALL

1981 & 1982 AIAW National Champions - 2018 NCAA National Champions, 2021 & 2023 National Runner-Up
12 WCWS Appearances (1987, '90, '91, '92, '93, 2002, '04, '14, '16, '18, '21, '23)
19 ACC Tournament Championships (1992, '93, '95, '96, '97, '98, '99, 2000, '03, '04, '11, '14, '15, '16, '17, '18, '19, '22, '23)
18 ACC Regular Season Championships (1992, '93, '94, '95, '97, 2000, '01, '02, '03, '04, '13, '14, '15, '16, '17, '18, '23, '25)
37 NCAA Tournament Appearances - 39 All-Americans - 59 All-America Honors - 179 All-ACC Honors



2026 Florida State Softball

Table of Contents1
 This is FSU: Tradition2
 This is FSU: Built on Wins and Championships 3
 This is FSU: Community/Academics 4
 This is FSU: Facilities 5
 This is FSU: Softball Coaches Club 6
 This is FSU: The brand7
 #FSACC (Five Core Values) 8
 2018 National Champions 9
 2021 National Runner Up10
 2023 National Runner Up11
 Play For Those Who Can't12
 1981 & 1982 National Champions13
 Dr. JoAnne Graf14
 2014 WCWS Team15
 2026 Softball Quick Facts16
 2026 Roster17

Student-Athletes

Hayley Griggs18
 Addie DeLong19
 Isa Torres20-21
 Marlee Gaskell22
 Makenna Sturgis23
 Angelee Bueno24-25
 Shelby McKenzie26
 Mimi Gooden27
 Ashtyn Danley28-29
 Averl Dockery30
 Marin Heller31
 Harlie Chism32
 Kennedy Harp33-34
 Madi Frey35-36
 Makenna Reid37-38
 Jazzy Francik39-40
 Bella Dimitrijević41
 Jaysoni Beachum42-43
 Bella Ruggiero44
 Danika Spinogatti45
 Anna Hinde46

Coaching Staff

Head Coach Lonni Alameda47-50
 Assistant Coach Travis Wilson51-53
 Assistant Coach Troy Cameron54-55
 Assistant Coach Kaleigh Rafter56
 Player Performance Director Ellie Cooper
 Softball Support Staff58

2025 Review

2025 Final Statistics59
 Last Time It Happened60

History of the Program

National Players of the Year61
 Gold Glove Winners62
 NFCA All-Americans63
 Honors and Awards64-68
 All-Time Letterwinners69
 Pro & International Players70

Results & Records

Team & Individual Records71
 All-Time Top 1072
 White Ball Era Records73
 Single Season Top 1074
 Freshmen Top 1075
 Streaks76
 All-time Records vs. NFCA Top 1077
 NFCA Poll History78
 USA Softball Poll History79
 All-Time No Hitters/Perfect Games80
 Yearly Leaders81-83
 Yearly Team Statistics84-85
 All-Time ACC Tournament Results86
 All-Time NCAA Tournament Results87-88
 Year By Year Results89-100
 Series Records101-111

Florida State Information

University Administration112
 Athletics Information113
 Media Information114
 2026 Team Photo Roster115

CREDITS

The 2026 Florida State Softball Almanac is a publication of the FSU Sports Information Office. Written and edited by Tim Hofmann. Page layout by Tim Hofmann. Featured photographers: Olivia Ammon, Mackenzie Rearden, Tim Hofmann, Ryals Lee, Emily Boden, Evan Eisenstark, Cody Roper, Maury Neipris, NCAAPhotos, Phil Kelly, Larry Novey, Perrone Ford, Colin Abbey, Don Juan Moore and Ross Obley.



THIS IS FLORIDA STATE SOFTBALL

A WORLD-CLASS PROGRAM BUILT ON TRADITION



Florida State has been a mainstay in the collegiate softball scene since being one of the pioneer programs of the sport in 1978. Over the last 45 years, the Seminole program has done its part to help grow the game exponentially in that time span by churning out numerous All-America players, staffing quality coaches and stringing together many impressive seasons, including 12 trips to the Women's College World Series with a National Championship in 2018 and the 1981 & 1982 AIAW National Championships.

With the 2026 season marking head coach Lonni Alameda's 18th as the Seminole skipper, the direction of the program remains on the right path. 40-win seasons continue to be a staple of the program, with 41 in the program's 47 years, including 21 50-win seasons. NCAA Championship appearances are always expected, with the Seminoles being one of just nine schools to make an NCAA Regional in every year since 2000.

Historically, there are not many programs that can match the numbers put up by Florida State: 19 Atlantic Coast Conference titles, 12 NCAA Women's College World Series appearances, one NCAA national championship, two AIAW national titles, 37 All-Americans with 59 total All-America honors and 38 NCAA Championship appearances.

Being a Florida State softball student-athlete does not mean the sole focus is just on the field. Joining the program puts you in an instantaneous family that is fostered by a fun-loving coaching staff that brings out the best in each player through team-building activities.

In addition to the years of tradition etched in the Florida State softball program, the concept of team never holds a greater meaning than for those dressed in Garnet and Gold. Led by Alameda's fun yet focused approach, Florida State softball student-athletes leave their careers with life-long memories.

THIS IS FLORIDA STATE SOFTBALL

BUILT ON WINS AND CHAMPIONSHIPS



Florida State softball has become one of the top and most recognizable programs in all of college softball. NFCA Hall of Famer JoAnne Graf had great success in Tallahassee leading the Noles to a pair of AIAW National Championships, but head coach Lonni Alameda has taken the program to new heights. Since Alameda's arrival, the Seminoles have won 17 combined ACC Championships (9 Tournament, 8 Regular Season). Alameda has been to the Women's College World Series five times including a National Championship in 2018.

The Noles are the second-winningest program in college softball since 2016 and have been consistently dominant over the last decade. Since 2016, FSU has tallied 50 or more wins six times and have been to four Women's College World Series.

Winningest College Softball Programs Since 2016

- | | | |
|-----|----------------------|------------------|
| 1. | Oklahoma | 539-56 |
| 2. | Florida State | 496-106-2 |
| 3. | Florida | 476-134 |
| 4. | UCLA | 475-94 |
| 5. | Alabama | 427-157 |
| 6. | Tennessee | 421-140 |
| 7. | Texas | 420-161-2 |
| 8. | Washington | 410-130 |
| 9. | LSU | 406-174 |
| 10. | Oklahoma State | 400-169 |



THIS IS FLORIDA STATE SOFTBALL

COMMUNITY AND ACADEMIC PRIORITIES




Community and Academic Success

- The Seminoles recorded a 100 percent participation rate in a variety of activities, including Literacy Week, National Student-Athlete Day, Miracle League Softball, as well as meeting with cancer patients at Tallahassee Memorial Healthcare.
- The Noles have also had several community engagement opportunities the past few years. The Noles have held youth clinics to grow the game in softball in both Mexico and the United Kingdom. FSU also hosts a Unity Game with Florida A&M every year where the teams invite local elementary schools.
- The Noles also “adopted” Madison Marshall in 2016 through a partnership with the Friends of Jaclyn Foundation. The 16-year old from Clarksville, Fla., found out she had brain cancer in 2015.
- Florida State Softball also “adopted” Hayden Stone in 2019 through the Friends of Jaclyn Foundation, after hearing about her recent diagnosis with a soft-tissue cancer.
- In 2023, the Seminoles “adopted” Ella from Team Impact after hearing about her battle with autism.
- In 2024, the Seminoles “adopted” Bailey Silverman and made her the 23rd member of the Seminole Softball team.
- FSU earned the Athletic Director’s Cup For Service award in 2014, 2015 and 2018, given to the program with the highest amount of community service hours per student-athlete.
- The program carries several All-ACC Academic Honor Roll students, All-ACC Academic team members, postgraduate scholarship winners, CoSIDA/ESPN All-District and All-American performers.
- In 2025, FSU put a program record 17 athletes on the All-ACC Academic Team. Julia Apsel, Jaysoni Beachum, Angelee Bueno, Ashtyn Danley, Addi DeLong, Jazzy Francik, Madi Frey, Kennedy Harp, Krystina Hartley, Jahni Kerr, Shelby McKenzie, Annie Potter, Makenna Reid, Amaya Ross, Isa Torres, Hallie Wacaser and Annabelle Widra were all named to the team. Kennedy Harp and Isa Torres were also named CSC Academic All-Americans following the 2025 season.
- Florida State has been recognized three times in the last nine years with the ACC Scholar-Athlete of the Year award for success both on and off the field - Kelly Hensley (2013), Alex Powers (2017) and Kylee Hanson (2018).
- Tessa Daniels earned the NCAA’s Elite 90 Award in 2018 for holding the highest GPA of any student-athlete at the Women’s College World Series.

THIS IS FLORIDA STATE SOFTBALL

FACILITIES SECOND TO NONE



The Seminole Softball Complex

• Known as one of NCAA softball's best atmospheres, JoAnne Graf Field at the Seminole Softball Complex is a modernized athletic facility that caters quite well to student-athletes, coaches and fans. Since opening in 1999, Florida State has enjoyed the benefits of playing on their home field. The Seminoles have recorded 609 victories in their 22 years at JoAnne Graf Field.

• The complex's unique design was featured in Athletic Business Magazine's 2002 Architectural Showcase. Approaching nearly 12,000 square feet, the FSU Softball batting facility is functional, unique and aesthetically pleasing. The facility, which was awarded the 2011 AIA Tallahassee Chapter Design Achievement Honor Award, is endorsed for its combination of external features, comfortable nature and multiple purposes within the sport of softball.

• The near million dollar facility that was spearheaded by architects Lewis + Whitlock is a beacon for future player development, while providing safety from inclement weather. The updated batting cage facility allows for training in any kind of weather or environment. There are three batting cages and three bullpen slots on the ground floor, while the second floor is an open space with artificial turf that can be used in multiple ways.

• In 2015, FSU finished remodeling the lower level of the Price Family Building, complete with an all-new locker room, as well as an updated training room with brand new contrast baths.

• In 2020, a new shade structure was installed over the chairback seats to shield the fans from the elements. Over \$1.8 million was raised from donors for the project to continue to improve the fan experience and create a true home-field advantage for the Seminoles.

• Before the start of the 2023 season, JoAnne Graf Field got a new facelift with the addition of a new video board and turf in foul play in the infield. The biggest of the projects were the additions of the premium seating above the right field line and new seating along the berm in left field. In the premium seating in right field, fans now have their own food and beverage stations as well as their own separate bathrooms. Fans will get a great seat to the action with the overhang seating that puts you right near the action in right field. Along the left field line, fans will no longer have to sit on the berm and can now set their own chair on a platform-right in front of a drink ledge to provide a better viewing experience.



THIS IS FLORIDA STATE SOFTBALL

SOFTBALL COACHES CLUB



FSU Softball Coaches Club

• The Seminole Boosters Coaches Clubs provides alumni and fans of Florida State Athletics an exclusive opportunity to direct their financial support to the head coach and team of their choice. Every dollar given to the Softball Coaches Club is immediately directed to the program of your designation in order to provide funds for urgent needs not covered in the team's annual budget.

• As our way of saying thank you for supporting our programs and becoming a member of the Coaches Clubs, we make a simple promise: We are here to serve our teams and serve the members that support them. In addition, we also offer several benefits depending on the sport and donation level.

The 2026 events for the Softball Coaches Club and Alumni are:

- First Pitch Party - Jan. 31
- Fan Day - Feb. 1
- Dugout Club Classic - Feb. 20-22
- Legacy and Legends Weekend - March 13-15
- Player's Weekend - Apr. 2-4
- Senior Send-Off - Apr. 17-19

• If you have any questions about joining the Coaches Club or would like some more information on membership, visit boosters.fsu.edu. Fans can also become a member of our Locker Room Legacy. You can also find more information on how to join at boosters.fsu.edu.



THIS IS FLORIDA STATE SOFTBALL

A TOP BRAND IN COLLEGE SOFTBALL



National TV Appearances

- Florida State Softball plays on national TV more than almost any other program in college softball.
- In the last five seasons, FSU has played 107 nationally televised games and holds an 82-25 record in those games. FSU's 107 nationally televised games is the second-most in the country.

The Social Media Brand

- Florida State Softball ranks second among Florida State programs for total followers among the three major platforms (Instagram, X and Facebook). Seminole Softball boasts over 420,000 total followers.
- FSU Softball has had great success in turning social media into NIL opportunities for its athletes. In 2025, Michaela Edenfield was one of the nation's top NIL earners and went on to have one of the top selling jerseys in the AUSL in the summer of 2025.
- In On3's NIL Valuation rankings, FSU has six of the top 50 players in NIL valuation since On3 began tracking NIL valuation in 2023.

The Local Brand

- There is no shortage in Florida State softball news in the Tallahassee and surrounding areas. Seminole Softball is covered extensively by every single local media outlet in Tallahassee. These outlets include Warchant which is rated as one of the top On3 sites in the country. Other local media outlets that cover the Seminoles are Noles 247, the Tallahassee Democrat, Sports Illustrated, WCTV, Tomahawk Nation and the Osceola.



TRIP OF A LIFETIME



- In August of 2025, FSU Softball took its first ever international trip as the Noles headed across the pond.
- The Noles did some sightseeing around London and also took a day trip to Paris, France.
- The Seminoles also continued to grow the game on an international level as the Noles held a youth camp along with the London Mets. The Noles also scrimmaged against the London Mets.
- The trip was especially special for sophomore pitcher Jazy Francik. Francik's grandparents are from England and her mom was born in Europe. Francik is a member of the Great Britain National Team.



#FSACC

FIVE CORE VALUES OF FLORIDA STATE SOFTBALL

F

FAMILY - When you play softball at Florida State, you don't just play for a team - you play for a family. Each person cares for their teammates as if they were a sister, committing to each other through thick and thin. As members of an extended softball family, each one motivates the other and enjoys seeing them succeed. When issues arise, communication is key and allows for a loving relationship which creates a bond that results in an entire team of student-athletes fighting for each other, both on and off the field to be the best they can be.

S

SMART - Being smart, in a wide variety of disciplines, is a cornerstone of the Florida State softball program. In school, it allows you to achieve a degree and plan for a future after softball. At practice, it means training with a purpose, honing your skills and gaining experience by not just going through the motions. In the game, it means having a plan at the plate offensively or a pitching and defensive shift plan for opposing hitters based on various scouting reports. Off the field, it means making wise decisions with time management and other activities to be able to be at your best.

A

AGGRESSIVE - You aren't just given things in life, you must aggressively pursue your dreams in order to achieve them. Being aggressive means taking that extra base on a ball in the gap, stealing second when you need to get a runner into scoring position, heading to your teacher's office hours to talk about things you may not have understood in class, going after a hitter with your best pitch in the best location and challenging yourself to become the best you can be because you are passionate about helping the team succeed.

C

COMPETITIVE - A team-based sport is one of the most competitive dynamics there is in life. To be successful, you need to be competitive in many areas. We strive to be competitive on the field, winning individual games, along with conference and national championships. We are competitive with each other on the team, knowing that we make each other better as each one raises their level of skill and accomplishments. We are also competitive off the field, in the classroom and in the workforce as there are many who would seek to be where we are, but only few will attain it.

C

COMMITTED - The previous four core values mean nothing unless everyone is committed to it. Obstacles and challenges will come up. Losses on the field and issues off of it will occur and cause problems that will need to be addressed. But when we are committed - to each other, to the team, to the goals that have been set - very little can disrupt our goals and pursuits. A unified force with a united passion is very difficult to stop and our commitment to the vision and the process will enable us to be successful.



2018 NCAA NATIONAL CHAMPIONSHIP

National Champion.

For a storied program that had reached the Women's College World Series nine times before, had three different National Players of the Year and was led by NFCA Hall of Fame Coach JoAnne Graf who was the first in NCAA history to win 1,400 games, the last accomplishment was finally secured on June 5, 2018 as Florida State earned the NCAA National Championship with a 8-3 win over Washington.

The Seminoles (58-12) received a gutsy performance from Meghan King in the circle and weathered an early deficit in the come-from-behind victory over the Huskies (52-10).

The victory exemplified the "Cardiac Kids" persona that the team took on throughout the ACC and NCAA postseason as the Seminoles became just the third team in NCAA history to lose their first game of the WCWS and come all the way back through the loser's bracket to win the title, joining Texas A&M (1983) and UCLA (2003).



After falling to No. 3 UCLA, 7-4, in its opening game, Florida State stormed back through the loser's bracket, taking down No. 7 Georgia (7-2), No. 1 Oregon (4-1) with a pair of victories over No. 3 UCLA (3-1 and 12-6) to clinch a spot in the WCWS Championship Series for the first time in program history.

In game one of the finals against Washington, it was a pitcher's duel between FSU's Meghan King and UW's Gabbie Plain and the lone run of the night came on a solo home run by Anna Shelnutt in the top of the sixth inning.

Jessie Warren's heroics at third base stopped the Huskies' comeback hopes as, after a leadoff single, Warren dove in front of the plate to catch a sacrifice bunt attempt and throw to first for a double play. The play was featured on SportsCenter and earned Warren a spot among the nominees for the 2018 ESPY for Best Play.

King was back in the circle for the final and Washington tallied three quick runs after uncharacteristic errors and miscues allowed the Huskies to take an early lead. Shelnutt again sparked the Seminole offense with a two-run home run in the bottom of the first and home runs by Warren and Elizabeth Mason later in the game pushed the FSU lead out to 8-3.

King retired 11 batters in a row until getting out of a bases-loaded jam in the fourth inning. She shut down Washington the rest of the game, allowing just one runner to reach base over the final three innings as the Seminoles secured their first national title.

Jessie Warren was named the WCWS Most Outstanding Player and was joined on the WCWS All-Tournament Team by Meghan King, Anna Shelnutt, Elizabeth Mason and Sydney Sherrill.

It was the 16th National Championship for Florida State, the third for softball and the first in the fastpitch era as the Noles earned AIAW titles in slowpitch in 1981 and 1982.

As a team, Florida State set the WCWS record with 15 stolen bases in the tournament and matched the record for most wins (6), while etching their name in the Top 5 of 15 different WCWS categories, including doubles (12 - second), runs scored (39 - third), home runs (10 - third) and RBI (37 - third).

Individually, Dani Morgan posted a WCWS record with seven stolen bases and Jessie Warren tied the all-time WCWS mark with 13 hits.

The Seminoles closed out the 2018 season on the top of the mountain, playing softball the only way they knew how - with fun and joy and love for each other.



2021 NATIONAL RUNNER UP

A run that will never be forgotten.

Still feeling the effects of the season being shut down to COVID-19 the year prior, the Florida State Seminoles went on a magical postseason run to return to the National Championship game.

After falling short in the ACC Tournament Semifinals, the Seminoles rolled through the Tallahassee Regional, going a perfect 3-0 and allowing just two runs.

This created a Super Regional matchup with No. 7 LSU in Baton Rouge, La. In the first game of the Super Regional, Kathryn Sandercock pitched a complete game shutout to blank the Tigers. Cassidy Davis's sacrifice fly in the sixth inning allowed the Noles to take the lead and hold on to it.



Game two of the Super Regional was an instant classic that got sent into extra innings. Trailing 2-0 heading into the sixth inning, the Noles pushed one run across to cut the lead in half heading into the seventh. Devyn Flaherty scored on a passed ball in the bottom of the seventh to tie the game to send it into extra innings.

The Tigers took the lead again in the top of the eighth inning but a solo home run by Elizabeth Mason sent the game into the ninth inning. With runners on first and second in the bottom of the ninth, Kiersten Landers hit one down the left field line to send the Noles to the Women's College World Series once again.

Much like in 2018, the Seminoles lost to UCLA in the first game of the Women's College World Series and would have to fight back through the loser's bracket.

In the elimination game against Arizona, the Seminoles used another fierce comeback, scoring four runs in the final two innings to beat the Wildcats. Cassidy Davis's sacrifice fly in the bottom of the seventh kept


the Noles alive.

The Noles defeated No. 5 Oklahoma State later that night and won two-straight games against No. 3 Alabama to send them to their second championship series.

The Seminoles won game one of the championship series but ultimately dropped the final two games against No. 1 Oklahoma.

The Seminoles had four super seniors who returned for an extra year due to COVID-19. Cassidy Davis, Anna Shelnett, Dani Morgan and Elizabeth Mason were all a part of the 2018 National Championship team and were vital to this postseason run.

"I'm so happy for them to be able to end their career here. I can't tell you how many senior conversations we had over the journey of this season," Head Coach Lonni Alameda said. "How can we share it with the vision of where we want to go not only through story, but through the way that we do things, the ups and downs. This is a really trying year. It was a really trying year as a coaching staff, as players, and it wasn't just this season,"






2023 NATIONAL RUNNER UP

For the second time in three years, the Seminoles returned to the Championship series, but the WCWS run of 2023 was unlike any of FSU's previous 11 trips to Oklahoma City.

After a shocking exit in the regional in 2022, the Seminoles were ready to prove that they belong at the top of college softball. Facing one of the toughest schedules in the country that featured 20 regular season games against ranked opponents, 19 of which were away from Tallahassee, FSU found themselves with a 21-6 record and losing three out of four games against Oklahoma State and Oklahoma. The Seminoles then went on a historic run winning 33 out of the next 35 games to clinch the ACC Regular Season Championship and the ACC Tournament Championship.

After defeating Marist and UCF in the first two games of the Tallahassee Regional, FSU found themselves in a similar situation as 2022 as they fell 4-0 to South Carolina to force a winner-take-all game. Kathryn Sandercock delivered and threw FSU's first postseason perfect game to advance FSU to the Super Regional.




FSU hosted Georgia and dominated the series with wins of 8-1 and 4-2 to send the Seminoles to Oklahoma City for the 12th time in school history.

For the first time in school history, FSU started 3-0 in Oklahoma City outscoring Oklahoma State, Washington and Tennessee 16-2 in the three games to advance FSU to the Championship Series.

The Seminoles would once again face Oklahoma who came holding a 51-game winning streak. Oklahoma outlasted FSU in the Championship Series in two games.

The 2023 WCWS team was filled with some spectacular moments. Against Washington, Josie Muffley leaped in the air at shortstop to make a game-saving catch which turned into a double play to end the game and send FSU into the National Semifinal.



Against Tennessee, some unsung heroes stepped up as both Bethaney Keen and Hallie Wacaser hit home runs to give FSU a 5-1 win. It was Keen's first home run as a Seminole and was just Wacaser's third home run of the season.

Kaley Mudge had one of the best catches you'll ever see in college softball in the first game against Oklahoma. Looking like the Sooners were going to end the game with a three-run home run, Mudge leaped and put her glove right over the fence to make the play and extend the game.

Florida State ended the season with a 58-11 record and were crowned ACC Regular Season and Tournament Champions. 2023 was the 19th time FSU has won the ACC Tournament Championship and the 17th time they had won the ACC Regular Season Championship.



“PLAY FOR THOSE WHO CAN’T”

One of the foundational principles that Florida State softball is built on is, “Play for those who can’t.” The Seminoles have displayed that throughout the years, including recently with people like Taylor Foster, Madison Marshall, Hayden Stone and Monk Bonasorte.

Taylor Foster became part of the FSU family in 2013 through a connection with the ACC, and despite growing up in North Carolina, dreamed of playing softball for the Seminoles. Foster was diagnosed with bone cancer in at the age of 13 and her passion and enthusiasm in the face of such adversity never faltered. The Noles would routinely stop by to see Taylor and her family when playing NC area schools and the players and coaches would often keep touch via calls, texts and video chats. After her passing in April of 2014, an annual memorial tournament and camp was started and organized by FSU softball players, coaches and support staff for youth in North Carolina to share Taylor’s passion for the game and tell of her legacy.

In 2016, and through a partnership with The Friends of Jaclyn Foundation, FSU softball adopted Madison Marshall who had been diagnosed with a brain tumor in 2014 at the age of 14. The Friends of Jaclyn Foundation was created in 2005 and pairs children with pediatric brain tumors with collegiate sports teams, as they have seen the symbiotic relationships that are formed help both the child going through such a difficult situation, and the teams that are able to come along side a family and help them fight as well as learn a new appreciation and perspective on life.

In 2019, again in partnership with the Friends of Jaclyn Foundation, the Seminoles adopted Hayden Stone who had been diagnosed with a soft tissue cancer and lives in Tallahassee. Hayden and her family come to nearly every home game and during the 2019 season, the FSU players drew smiley faces on their necks in honor of Hayden as a way for her reduce the stigma of a scar on her neck.

Monk Bonasorte, one of the main FSU athletic administrators responsible for hiring Lonni Alameda as head coach in the fall of 2008, had played football at FSU in the late 70s and was voted into the FSU Athletics Hall of Fame in 1995. As a result, he bled Garnet and Gold and became a significant supporter of FSU softball. In October 2015, Bonasorte was diagnosed with brain cancer, yet never wavered in his passion for FSU and life. Right up to his passing in November 2016, he continued to give his life to this university and be an example of the Florida State “Unconquered” spirit.

In 2017, the Lonni Alameda Softball Camps began the annual Monk Bonasorte Camp (Camp MB42), where the young players in attendance not only learn about the skills of softball, but also about life and who Monk was, what he meant to Florida State and how he battled through such adversity. All of the proceeds of the annual camp go to the FSU Monk Bonasorte Scholarship, and to date, the camp has raised nearly \$10,000.

There are numerous other relationships that have been formed over the years with young fans like Amber Howard and Maddie Briscoe, and even former players such as Dana Bailey that have battled cancer. The FSU players and staff know that there is much more to life than just this game. Though several are now gone, they are certainly not forgotten and remain a significant part of Seminole softball to this day.





1981 & 1982 NATIONAL CHAMPIONS

Before the games were televised on ESPN and before there were professional leagues, the main goal of collegiate softball was to go out, give your best and try to win. The student-athletes were there because they loved the game and they wanted to have fun. For two years in the early 1980's, the Florida State softball team not only had fun, but also dominated its competition and brought home a pair of national championships.

There was plenty of reason for optimism going into the 1981 season after FSU won 13 of its last 15 games the year before and was one game away from advancing to the AIAW National Tournament. Countering the momentum from 1980 was the inexperience of the 1981 roster, which featured only six returnees but a host of talented newcomers.

"It was a lot of fun," former head coach Dr. JoAnne Graf said. "They had known each other from summer league ball so I think there was a lot of respect right away. Anytime you win it's a whole lot of fun. That team was in every game, they won, obviously, most of them, but it's always fun to coach people who win and they worked hard."

Any concerns about the 1981 season were quickly erased as the Seminoles ran out to a 19-2 start with a trio of tournament titles. The only hiccup during the year came at the South Florida Invitational as FSU lost three of four but that also served as a wake up call as the Seminoles won 16-straight games to push their record to 38-5.

Just when the Seminoles had everything going in their favor, another bump in the road came. Winners of its last 16 games, FSU dropped a pair of games to East Carolina to finish second at the North Carolina State Invitational. But just like the losses at South Florida, the setback refocused the Seminoles when they needed it the most.

Few would have guessed that the 5-2 loss to the Pirates would be the Seminoles' last of the season. FSU took four-straight heading into the FAIAW State Tournament where it breezed to the state title with four more wins to match the most wins in school history. Up next was the AIAW Region III Tournament where the Seminoles took the next step, sweeping four more games to advance to the National Tournament.

Proving its versatility, FSU won in every way possible, outscoring Western Carolina 13-9 in the first game before winning a defensive triumph 4-3 over North Carolina State. FSU disposed of the Pirates 12-3 then beat North Carolina 4-1 to capture the school's first national championship in women's athletics.

Postseason accolades came in for Darby Cottle as the shortstop collected All-America honors after hitting .428. Joining her on the All-America squad was second baseman Jan Sikes as she hit .477.

"Those teams were so full of life, heart, we had great camaraderie," former player Susan Painter said. "It started at the top with JoAnne. We had a great group of players, but she was the main component. She kept us on top and kept fighting for us and for the title. Every great team has a fit and that one certainly did. It was quite a group. We still keep in touch, but I miss that."

The pieces were in place for another run in 1982 and the Seminoles wasted no time as they won their first 12 games. Ironically the "low point" of the season came at the Lady Seminole Invitational where FSU lost three in a row.

But just like they had done the previous year, the Seminoles bounced back to win 10-straight, including titles at the Friendly City and South Florida Invitationals. Twice during the middle half of the season the Seminoles scored 30 runs or more, including a 39-5 drubbing of Georgia Southern.

Despite all of FSU's success that year - the Seminoles won four of six regular season tournaments - there was one team it could not get past: rival Florida. Of the 10 losses that season, six came to the Gators, including back-to-back losses at the Montgomery Invitational where FSU finished second.

Similar to 1981, the losses refocused the Seminoles as they won their next 12 going into the FAIAW tournament. UF got the Seminoles again 2-1 in the third game, but the Seminoles won a pair to claim the state title. Florida State had relatively little trouble in the regional tournament, only dropping a 2-1 decision to South Florida before beating the Bulls for the trophy.

The stage was set for a repeat and the Seminoles were on a mission having won 21 of their last 23 games. The first three games were a breeze as FSU outscored its opponents 46-6 with wins over Georgia Southern, South Florida and UNC-Charlotte. All that stood between FSU and its second national championship were the Florida Gators.

While Florida State held an 8-6 lead in the season series, Florida was the only team that had been close to FSU over the last five years and handed the Seminoles their worst loss in school history at the time, a 14-0 defeat during the middle of the season. With the championship on the line the Seminoles were at their best and they prevailed 9-4 to claim their second-straight national championship.

The accolades poured in for the Seminoles again, headed by Cottle who was named the Broderick Award winner as the AIAW Player of the Year. She was joined on the All-America squad by Natalie Drouin, Painter, Toni Robinette and Sikes.

"We were like a big family, I don't even remember anyone not getting along," Drouin said. "We had two great teams and I don't know which one was better. They were pretty equal. At the time none of us really knew what we had accomplished, we just wanted to do our best and have fun, but afterwards it was thrilling."

The Seminoles won 110 games those two years with a 54-7 record in 1981 and a 56-10 mark the year after. Florida State was an offensive juggernaut those two seasons, scoring an average of 9.2 runs per game. What might be even more impressive was the Seminoles' pitching and defense. Behind Painter, the team's lone pitcher, FSU gave up only 2.7 runs per game, a number that is unfathomable in slow pitch.

"I remember a lot of team unity and enthusiasm," Cottle said. "We were a group of winners, that's for sure, and we were a team that was willing to do whatever it took to get to the top. I'm just proud to have been part of the teams that started a tradition of winning."

While the AIAW was disbanded one year later and FSU went to NCAA competition in 1984, the players on those teams were the founders of a legacy that continues today.



DR. JOANNE GRAF

Dr. JoAnne Graf spent 30 successful seasons at the helm of the Florida State softball program. With 1,437 victories under her belt, Graf retired on June 15, 2008, with more wins than any other head coach in collegiate softball.

The first collegiate softball coach to earn 1,400 victories, Graf's numerous achievements with Florida State softball include AIAW slowpitch national championships in 1981 and 1982, seven trips to the Women's College World Series, with the first coming in 1986 (just four years after FSU went to NCAA fastpitch softball), 21 NCAA Regional appearances and 10 Atlantic Coast Conference titles.

On April 2, 2005, then-Florida State University President Dr. T.K. Wetherell officially renamed the softball stadium "JoAnne Graf Field at the Seminole Softball Complex," making her



among only two active softball coaches with fields named after them. On September 13, 2013, Graf was inducted into the Florida State Athletics Hall of Fame

One of the most prolific coaches in collegiate softball, Graf concluded her career having won 75 percent of her games (1,437-478-6), including a 1,218-425-6 (.740) mark in NCAA Division I play. Her NCAA career win total is currently 16th all-time. Florida State averaged 50.75 wins per year under her guidance since beginning NCAA play ranked No. 1 during that span.

Graf is a 1975 graduate of Florida State. In 1992, she earned her doctorate degree in athletic administration at FSU, and taught at her alma mater until her retirement in 2013.

In 2019, FSU Softball began naming its first home tournament every season the "JoAnne Graf Classic" to honor the amazing person, teacher and coach that helped set the foundation that has helped the Seminoles be one of the best programs in the nation.



The JoAnne Graf File

1,437 All-Time Victories at Florida State
 Six-Time ACC Coach of the Year
 21 NCAA Tournament Appearances
 Seven Women's College World Series Appearances
 74 All-ACC Selections

Back-to-Back AIAW National Championships (1981 & 1982)
 10 Atlantic Coast Conference Titles
 45 NCAA Tournament Victories
 34 All-America Awards



2014 WCWS TEAM: THE TEAM THAT STARTED IT ALL

10 years had gone by since the Florida State softball program had made a trip to the Women's College World Series, and for a program that was dominant in the 90's and early 2000's, a spark was needed.

After reaching a Super Regional in 2013, the 2014 team was hungry for more and was set on bringing the Garnet and Gold back to OKC. After dropping the season opener, FSU rattled off 17 consecutive wins and never looked back as they won their first ACC Regular Season Championship since 2004. FSU went on to win the ACC Tournament and hosted their first NCAA Regional since 2009.

The Seminoles dominated the Tallahassee Regional posting a perfect 3-0 record with a win over Fordham and two wins over South Florida to advance to the Super Regionals where they would host Michigan.



as they loaded the bases with no outs, but National Player of the Year Lacey Waldrop delivered with a strikeout and two groundouts to get the Seminoles out of the inning.

With a runner on in the bottom of the seventh, Courtney Senas hit the biggest home run of her career to walk off the Wolverines and send FSU back to Oklahoma City.

FSU did not pick up a win in Oklahoma City, but the 2014 team paved the way for Florida State Softball to become a perennial power. Since 2014, FSU has won six ACC Regular Season Championships, seven ACC Tournament Championships and has made five trips to the Women's College World Series including the program's first National Championship in 2018.

As part of alumni weekend, Team 31 was honored during the 2024 season as part of the 10-year anniversary.



The celebration was quickly over as Michigan dominated game one, thrashing the Seminoles 17-3 on their home field. FSU responded with a 6-0 win in game two, setting up a winner-take-all game three. FSU jumped out to a 1-0 lead after the first inning, but Michigan brought a run across in both the second and the third inning to take the lead. FSU tied the game in the fifth inning to set up a wild finish.

Michigan was primed to take the lead in the top of the seventh inning



2026 QUICK FACTS

Location..... Tallahassee, Fla.
 Founded..... 1851
 Enrollment..... 44,308
 Symbol..... Seminoles
 Colors..... Garnet and Gold
 Conference..... Atlantic Coast
 President..... Richard McCullough
 Athletics Director..... Michael Alford

Head Coach..... Lonni Alameda
 Alma Mater..... Oklahoma '93
 Career Record..... 968-384-3 (23rd season)
 FSU Record..... 811-226-2 (18th season)
 Assistant Coach..... Travis Wilson
 Alma Mater..... Florida State '23
 Assistant Coach..... Troy Cameron
 Alma Mater..... Florida Atlantic '12
 Assistant Coach..... Kaleigh Rafter
 Alma Mater..... Florida State '09
 Player Performance Director..... Ellie Cooper
 Alma Mater..... Florida State '17

Home Field..... JoAnne Graf Field
 Dimensions..... Lines - 200', Center - 220'
 Capacity..... 1,400

First Year of Softball..... 1978
 All-Time Record..... 2,323-742-8
 ACC Tournament Titles..... 19*
 *includes tie with Maryland in 1997
 ACC Regular Season Titles..... 18
 National Titles (AIAW)..... 2 (1981, 1982)
 National Titles (NCAA)..... 1 (2018)
 NCAA Regional Appearances..... 37
 NCAA Super Regional Appearances..... 12
 WCWS Appearances..... 12
 WCWS Runner-Up..... 2
 NCAA Tournament Record..... 117-83

2025 Record..... 49-12
 2025 ACC Record..... 18-3
 2025 ACC Finish..... 1st

Key Returners: Jaysoni Beachum, Ashtyn Danley, Isa Torres, Kennedy Harp, Jazzy Francik

Key Losses: Michaela Edenfield, Jahni Kerr, Amaya Ross, Katie Dack, Hallie Wacaser, Annabelle Widra, Julia Apsel

Newcomers..... 9

Softball Administrator..... Cindy Hartmann
 Softball SID..... Tim Hofmann
 thofmann@fsu.edu
 402-984-4761
 Website..... seminole.com
 Mailing Address..... 403 Stadium Drive W.
 Tallahassee, FL 32306

Twitter..... @FSU_Softball
 Facebook..... /FSUSoftball
 Instagram..... /fsusoftball

SEMINOLES BY STATE

Florida (9)
 Jaysoni Beachum..... Tallahassee
 Angelee Bueno..... Oviedo
 Jazzy Francik..... Rockledge
 Madi Frey..... Lutz
 Mimi Gooden..... Milton
 Shelby McKenzie..... Pace
 Bella Ruggiero..... West Palm Beach
 Danika Spinogatti..... Winter Garden
 Makenna Sturgis..... Tampa

Georgia (1)
 Kennedy Harp..... Lawrenceville

Illinois (1)
 Bella Dimitrijević..... Mokena

Iowa (1)
 Marin Heller..... West Des Moines

North Carolina (1)
 Anna Hinde..... Charlotte

Ohio (2)
 Addie DeLong..... Mechanicsburg
 Hayley Griggs..... Perrysburg

Oklahoma (1)
 Harlie Chism..... Weatherford

Oregon (1)
 Makenna Reid..... Portland

Pennsylvania (1)
 Averi Dockery..... Hilltown

Tennessee (1)
 Ashtyn Danley..... Winchester

Texas (1)
 Isa Torres..... Georgetown

Virginia (1)
 Marlee Gaskell..... Midlothian

SEMINOLES BY POSITION

Outfield (3)
 Ashtyn Danley, Addie DeLong, Kennedy Harp

Infield (4)
 Jaysoni Beachum, Angelee Bueno, Marin Heller, Isa Torres

Catchers (4)
 Madi Frey, Anna Hinde, Isabella Ruggiero, Danika Spinogatti

Pitchers (7)
 Ashtyn Danley, Bella Dimitrijević, Averi Dockery, Jazzy Francik, Marlee Gaskell, Mimi Gooden, Makenna Reid

Utilities (5)
 Harlie Chism, Averi Dockery, Hayley Griggs, Shelby McKenzie, Makenna Sturgis

SEMINOLES BY CLASS

Freshmen (9)
 Harlie Chism, Bella Dimitrijević, Averi Dockery, Marlee Gaskell, Hayley Griggs, Marin Heller, Anna Hinde, Danika Spinogatti, Makenna Sturgis

Redshirt Freshman (1)
 Bella Ruggiero

Sophomores (3)
 Addie DeLong, Jazzy Francik, Shelby McKenzie

Juniors (6)
 Jaysoni Beachum, Angelee Bueno, Ashtyn Danley, Mimi Gooden, Kennedy Harp, Isa Torres

Seniors (2)
 Madi Frey, Makenna Reid



2026 SOFTBALL ROSTER

NUMERICAL

No.	Name	Pos.	HT.	B/T	Yr.	Hometown/High School
1	Hayley Griggs	UT	5-6	R/R	Fr.	Perrysburg, Ohio/Perrysburg HS
2	Addie DeLong	OF	5-6	L/R	So.	Mechanicsburg, Ohio / Mechanicsburg HS
3	Isa Torres	INF	5-6	L/R	Jr.	Georgetown, Texas, Georgetown HS
4	Marlee Gaskell	P	6-0	L/L	Fr.	Midlothian, Va./Midlothian HS
6	Makenna Sturgis	UT	5-5	R/R	Fr.	Tampa, Fla./Alonso HS
7	Angelee Bueno	INF	5-7	L/L	Jr.	Oviedo, Fla. / Oviedo HS
9	Shelby McKenzie	UT	5-8	L/R	So.	Pace, Fla. / Pace HS
10	Mimi Gooden	P	5-5	R/R	Jr.	Milton, Fla. / Gaither HS
11	Ashtyn Danley	P/OF	5-4	L/L	Jr.	Winchester, Tenn. / Winchester HS
16	Averi Dockery	P/UT	6-2	R/R	Fr.	Hilltown, Penn./Pennridge HS
21	Marin Heller	INF	5-4	R/R	Fr.	W. Des Moines, Iowa/W. Des Moines Valley HS
22	Harlie Chism	UT	5-6	R/R	Fr.	Weatherford, Okla./Weatherford HS
23	Kennedy Harp	OF	5-10	R/R	Jr.	Lawrenceville, Ga. / Peachtree Ridge HS
24	Madi Frey	C	5-7	R/R	Sr.	Lutz, Fla. / George Steinbrenner HS
31	Makenna Reid	P	5-9	L/L	Sr.	Portland, Ore. / Tigard HS
32	Jazzy Francik	P	5-7	R/R	So.	Rockledge, Fla. / Melbourne HS
33	Bella Dimitrijević	P	5-10	R/R	Fr.	Mokena, Ill./Lincoln-Way Central HS
42	Jaysoni Beachum	INF	5-3	R/R	Jr.	Tallahassee, Fla. / FSU Schools HS
44	Bella Ruggiero	C	5-6	L/R	R-Fr.	West Palm Beach Fla. / Oxbridge Academy
55	Danika Spinogatti	C	5-9	L/R	Fr.	Winter Garden, Fla./Montverde Academy
77	Anna Hinde	C	5-4	R/R	Fr.	Charlotte, N.C./Charlotte Christian School

ALPHABETICAL

No.	Name	Pos.	HT.	B/T	Yr.	Hometown/High School
42	Jaysoni Beachum	INF	5-3	R/R	Jr.	Tallahassee, Fla. / Florida State University Schools HS
7	Angelee Bueno	INF	5-7	L/L	Jr.	Oviedo, Fla. / Oviedo HS
22	Harlie Chism	UT	5-6	R/R	Fr.	Weatherford, Okla./Weatherford HS
11	Ashtyn Danley	P/OF	5-4	L/L	Jr.	Winchester, Tenn. / Winchester HS
2	Addie DeLong	OF	5-6	L/R	So.	Mechanicsburg, Ohio / Mechanicsburg HS
33	Bella Dimitrijević	P	5-10	R/R	Fr.	Mokena, Ill./Lincoln-Way Central HS
16	Averi Dockery	P/UT	6-2	R/R	Fr.	Hilltown, Penn./Pennridge HS
32	Jazzy Francik	P	5-7	R/R	So.	Rockledge, Fla. / Melbourne HS
24	Madi Frey	C	5-7	R/R	Sr.	Lutz, Fla. / George Steinbrenner HS
4	Marlee Gaskell	P	6-0	L/L	Fr.	Midlothian, Va./Midlothian H
10	Mimi Gooden	P	5-5	R/R	Jr.	Milton, Fla. / Gaither HS
1	Hayley Griggs	UT	5-6	R/R	Fr.	Perrysburg, Ohio/Perrysburg HS
23	Kennedy Harp	OF	5-10	R/R	Jr.	Lawrenceville, Ga. / Peachtree Ridge HS
21	Marin Heller	INF	5-4	R/R	Fr.	W. Des Moines, Iowa/W. Des Moines Valley HS
77	Anna Hinde	C	5-4	R/R	Fr.	Charlotte, N.C./Charlotte Christian School
9	Shelby McKenzie	UT	5-8	L/R	So.	Pace, Fla. / Pace HS
31	Makenna Reid	P	5-9	L/L	Sr.	Portland, Ore. / Tigard HS
44	Bella Ruggiero	C	5-6	L/R	So.	West Palm Beach Fla. / Oxbridge Academy
55	Danika Spinogatti	C	5-9	L/R	Fr.	Winter Garden, Fla./Montverde Academy
6	Makenna Sturgis	UT	5-5	R/R	Fr.	Tampa, Fla./Alonso HS
3	Isa Torres	INF	5-6	L/R	Jr.	Georgetown, Texas / Georgetown HS

Head Coach - Lonni Alameda (Oklahoma, 1993)
 Assistant Coach - Travis Wilson (Florida State, 2023)
 Assistant Coach - Troy Cameron (Florida Atlantic, 2012)
 Assistant Coach - Kaleigh Rafter (Florida State, 2009)
 Director of Operations - Kristin Tubeck (Florida State, 2005)
 Player Performance Director - Ellie Cooper (Florida State, 2017)
 Graduate Assistant - Zoe Hicks (Louisiana Tech, 2020)
 Graduate Assistant - Katie Dack (Florida State, 2025)

Pronunciation guide

3	Isa Torres	ee-suh
21	Marin Heller	Mare-in
24	Madi Frey	Fry (Like French Fry)
32	Jazzy Francik	Fran-sick
33	Bella Dimitrijević	DUH-me-tree-yeh-vich
42	Jaysoni Beachum	JAY-sun-ee

44	Bella Ruggiero	RUGE-ear-o
55	Danika Spinogatti	Spin-uh-gah-tee
	Head Coach Lonni Alameda	Al-uh-mee-duh



1 • HAYLEY GRIGGS

Utility • Freshman • Perrysburg, Ohio • Perrysburg HS • Marketing

CAREER HIGHS

Hits:	-	RBI:	-
Doubles:	-	Runs:	-
Triples:	-	Walks:	-
Home Runs:	-	Stolen Bases:	-

HIGH SCHOOL:

Hayley Griggs comes to Florida State as one of the best middle infielders in the country. Griggs has battled her way back to prominence after suffering an ACL injury which caused her to miss her entire freshman season of high school softball as well as the travel ball season in the summer. Since that moment, Griggs has been phenomenal as she was a three-time All-Ohio honoree and a three-time all-district honoree. Griggs was named the Gatorade Player of the Year in the state of Ohio following the 2025 season. Griggs was one of 20 players in the 2025 class to play in the PGF Futures All-American Game where she was named the MVP following her performance. Griggs is also a standout basketball player for Perrysburg and has earned all-district honors twice. Griggs was ranked No. 6 overall in the 2025 class and was ranked No. 2 at her position by Softball America. Off the field, Griggs has earned high honor roll in all four years of high school. She plans to major in business upon arriving in Tallahassee. She is the daughter of Lindsay Dwornik and Cory Griggs and has two sisters, Kylie Griggs and Torrie Purcell. Kylie was a four-year start for Pitt softball from 2022-25.





2 • ADDIE DELONG

Outfielder • Sophomore • Mechanicsburg, Ohio • Mechanicsburg HS • Food & Nutrition Sciences

CAREER HIGHS

Hits:	2	vs. Mercer (2/28/25)	RBI:	1	2x, last vs. Virginia (4/6/25)
Doubles:	1	at Virginia Tech (5/3/25)	Runs:	2	2x, last at California (4/13/25)
Triples:	1	vs. Pitt (3/15/25)	Walks:	1	4x, last at California (4/6/25)
Home Runs:	-		Stolen Bases:	1	6x, last vs. Robert Morris (5/16/25)

FRESHMAN SEASON (2025):

Played in 55 games and made one start...Finished the year with a .333 average with 30 at bats...Stole six bases and scored 23 runs for the Noles...Logged three runs and went two-for-three on stolen bases during the Puerto Vallarta College Challenge (2/6-2/8)... Recorded two runs and one hit against Jacksonville, making this a season-high in runs for her, as well as her tenth run of the season (3/5)... Had one hit against Oregon and Oregon State in the Jane Sanders Classic (3/7-3/8)... Had two runs, one hit, and one RBI in a doubleheader against Portland State (3/11)... Logged her first triple of the season, as well as two runs and one hit in a weekend series against Pitt (3/14-3/15)...Had a hit and scored three runs in the series at Louisville (4/25-4/27)...Recorded a hit and scored two runs in the series at Virginia Tech (5/2-5/4)...Scored a run against Robert Morris in the Tallahassee Regional (5/16).

HIGH SCHOOL:

DeLong is a back-to-back league champion and district champion from 2021 and 2022...named the OHC Player of the Year, First Team All-Conference, First Team All-District, First Team All-Ohio all from 2021-2024... earned the District Player of the Year in 2023 and 2024... In travel ball she won championships at the IDT Softball Tournament and Easton-Rawlings Invitational while finishing runner-up at the PGF Nationals... played high school basketball with two straight OHC league championships in 2022 and 2023 and was named First Team All-Conference in those same seasons while this past season saw her earn Second Team All-District and All-Ohio Special Mention...was a member of the National Honor Society and Vice President in her class with a 4.0 GPA and high honor roll...showed sheep competitively and held the reserve grand champion natural lamb at the Ohio State Fair.



CAREER STATISTICS

Year	avg	gp-gs	ab	r	h	2b	3b	hr	rbi	tb	slg%	bb	hbp	so	gdp	ob%	sf	sh	sb-att	po	a	e	fld%
2025	.333	55-1	30	23	10	1	1	0	2	13	.433	4	1	4	0	.417	1	1	6-9	19	2	0	1.000
TOTAL	.333	55-1	30	23	10	1	1	0	2	13	.433	4	1	4	0	.417	1	1	6-9	19	2	0	1.000



3 • ISA TORRES

Infielder • Junior • Georgetown, Texas • Georgetown HS • Media/Communications

CAREER HIGHS

Hits:	3	15x, last vs. at Virginia Tech (5/4/25)	RBI:	4	5x, last at Virginia Tech (5/4/25)
Doubles:	2	4x, last at Louisville (4/26/25)	Runs:	3	7x, last at California (4/13/25)
Triples:	1	2x, last vs. Robert Morris (5/16/25)	Walks:	2	5x, last vs. Georgia Tech (5/8/25)
Home Runs:	2	vs. FCGU (2/27/25)	Stolen Bases:	2	at Virginia Tech (5/2/25)

HONORS AND AWARDS:

- 2025 NFCA First Team All-American
- 2025 Softball America First Team All-American
- 2025 D1 Softball First Team All-American
- 2025 First Team All-ACC
- 2025 Top 10 Finalist for USA Softball National Player of the Year
- 2024 NFCA Third Team All-Southeast Region Team
- 2024 Second Team All-ACC
- 2024 ACC All-Tournament Team
- 2024 D1 Softball Freshman All-American
- 2024 TUCCI/NFCA Division I National Freshman of the Year Top 25 Finalist
- D1 Softball Freshman of the Week (April 1, 2024)

SOPHOMORE SEASON (2025):

Started in 60 of the Seminoles' 61 total games as FSU's primary shortstop... Broke the school record with a .436 batting average and had the third-most hits in school history with 95... Scored the fifth-most runs in school history with 70... Finished the season with nine home runs and 45 RBI... Had just nine errors on 197 chances... Had nine hits, three runs, two stolen bases on two attempts, and one RBI over the course of the Puerto Vallarta College Challenge (2/6-2/8)... Recorded three home runs, seven RBIs, seven runs, and nine hits throughout the Shriners Children's Clearwater Invitational (2/13-2/16)... Recorded 12 out assists and two putouts, as well as three RBIs, four runs, and nine hits during the JoAnne Graf Classic (2/21-2/22)... Recorded two home runs, ten runs scored, eight RBIs, and seven hits over the duration of the Dugout Club Classic (2/27-3/1)... Contributed three hits, one run, one RBI, and one stolen base against Jacksonville and North Florida (3/5)... Had three hits, one RBI, and one run throughout the Jane Sanders Classic (3/7-3/9)... In a double header against Portland State, had four RBIs, three hits, three runs, and a home run (3/11)... In the weekend series against Pittsburgh, had three runs and one hit (3/14-3/15)... Added one hit against Alabama (3/19)... Recorded eight hits, seven RBIs, and five runs, including two doubles in a weekend series against Duke, currently leading the team in hits with 54 (3/21-3/23)... Recorded one hit and one run, including a double for the third game in a row against Stetson (3/26)... In the weekend series against NC State, logged seven hits, six runs, three RBIs, and one home run (3/28-3/30)... Racked up one hit and one run against Florida (4/2)... Collected three hits, three runs, and a double in a weekend series against Virginia (4/4-4/6)... Picked up one hit and one run against Saint Mary's (4/9)... In a weekend series against California, added seven hits, six

runs, and two RBIs (4/11-4/13)... Went 4-for-11 with two RBI in the series at Louisville (4/25-4/27)... Went 6-for-12 in the series at Virginia Tech including a home run and four RBI in the series finale (5/2-5/4)... Went 4-for-9 in the ACC Tournament (5/8-5/10)... Finished the Tallahassee Regional 7-for-15 with a home run and a RBI (5/16-5/18).





3 • ISA TORRES

Infielder • Junior • Georgetown, Texas • Georgetown HS • Media/Communications

FRESHMAN SEASON (2024):

Started in 61 out of the Seminoles' 62 games as FSU's starting shortstop...Finished the season with a .356 batting average which was third on the team....Hit nine home runs while driving in 57 runs...Batted 467 (7-15) over opening weekend for the Seminoles which included three RBI's, two doubles, and a walk off-single against Texas Tech (2/10/24) while also scoring five runs and picking up a stolen base...Recorded five hits over the weekend for the Noles at the Shriners Clearwater Invitational including five runs scored, two RBI and a home run against No. 4 Georgia...Had six hits, including two doubles and two RBI for the Noles in the Dugout Club Classic...Hit a three-run home run against Purdue (3/8/24) and went 2-for-3 driving in two runs against FGCU (3/10/24) in both Seminole victories at the FGCU Spring Break Classic...Hit an RBI-double in the Noles' 4-2 win against No. 4 Duke (3/16/24)....Had three hits, including her first walk-off home run in the Seminoles victory over NC State (3/28/24)...Went 3-for-4 with two doubles and scored a run in the Seminoles victory at Louisville (4/6/24)...Went 3-for-4 with an RBI in victory against Notre Dame (4/13/24) ...Went 3-for-4 with four RBI including a double and a home run in the win vs. Alabama State...Combined for five hits, including six RBI in the Noles' sweep against Boston College...Hit a three-run home run in the victory over No. 12 Florida (4/24/24)... Scored two runs and hit a three-run home run in the victory over North Carolina (4/26/24)...Had a single, two walks, and an RBI against No. 9 Florida (5/1/24)...Scored two runs, and had two hits including a grand slam in the Noles' ACC Tournament semifinal victory over Georgia Tech (5/11/24)...Picked up a hit and a RBI in the first game of the Tallahassee Regional against Chattanooga (5/17/24)...Hit the game-sealing three-run home run in the Tallahassee Regional Final against Auburn (5/19/24).

HIGH SCHOOL:

Torres was ranked ninth by Extra Innings Softball in the 2023 class rankings...she is a two-time PGF All-American (2021-22) and was a 2021 PGF National Champion and a 2022 IDT National Champion...in 2023 she earned a .577 batting average with 68 runs on 79 hits...in 2022 she was named the All-Central Texas Defensive Player of the Year and was named to the Texas State All-Tournament Team...in 2021 Torres was named to the 5A All-State Team and was named the All-District Offensive Player of the Year...she was named Academic All-District her first three years of high school.



CAREER STATISTICS

Year	avg	gp-gs	ab	r	h	2b	3b	hr	rbi	tb	slg%	bb	hbp	so	gdp	ob%	sf	sh	sb-att	po	a	e	fld%
2024	.356	61-61	191	38	68	15	0	9	57	110	.576	11	1	12	0	.386	4	1	2-3	64	127	7	.965
2025	.436	60-60	218	70	95	13	2	9	45	139	.638	15	1	5	0	.472	1	0	11-12	76	112	9	.954
TOTAL	.396	121-121	409	108	163	28	2	18	102	249	.607	26	2	17	0	.429	5	1	13-15	140	239	16	.960



4 • MARLEE GASKELL

Pitcher • Freshman • Midlothian, Virginia • Midlothian HS • Finance

CAREER HIGHS:

Innings Pitched:	-	Walks Allowed:	-
Runs Allowed:	-	Strikeouts:	-
Earned Runs:	-	Hits Allowed:	-

HIGH SCHOOL:

Named the No. 4 pitcher in the class by Extra Innings Softball and the No. 21 overall player by Line Drive Softball... named the 2025 MaxPreps Player of the Year in the state of Virginia and the Virginia High School League State Class 5 Player of the Year... helped Midlothian High School to the Class 5 State Championship in 2025 and was a PGF Premier Division 18U National Champion in 2024... three-time all-state, all-region, and all-metro honoree and was the Region 5C Player of the Year in 2024 and 2025 and the All-Metro Player of the Year by the Richmond Times Dispatch in 2025... finished her high school career with a 57-7 record at Midlothian.





6 • MAKENNA STURGIS


Utility • Freshman • Tampa, Fla. • Alonso HS • Exploratory

CAREER HIGHS

Hits:	-	RBI:	-
Doubles:	-	Runs:	-
Triples:	-	Walks:	-
Home Runs:	-	Stolen Bases:	-

HIGH SCHOOL:

Sturgis held a .518 batting average with 16 home runs and 60 RBI in 56 games at Alonso High School... In those 56 games, Sturgis recorded 47 stolen bases... was also a standout flag football player for Alonso High School where she helped the team to a 2023 state championship... Was a First Team All-District honoree for both flag football and softball for Alonso High School...selected to the U17 Team USA Flag Football Team where they won gold in 2023... Was also a member of the Tampa Mustangs Rene National Team...Finished high school with a 3.9 GPA....Makenna is the daughter of Valerie and Lance Sturgis.





7 • ANGELEE BUENO

Infielder • Junior • Oviedo, Fla. • Oviedo HS • Commercial Entrepreneurship

CAREER HIGHS				
Hits:	2	3x last vs. Virginia (4/6/25)	RBI:	4 vs. Virginia (4/6/25)
Doubles:	2	at Virginia Tech (5/3/25)	Runs:	2 4x, last vs. Virginia (4/6/25)
Triples:	-		Walks:	1 5x, last at California (4/13/25)
Home Runs:	1	vs. Virginia (4/6/25)	Stolen Bases:	1 vs. Georgia Tech (5/8/25)

HONORS AND AWARDS:

- 2024 All-ACC Academic Team

SOPHOMORE SEASON (2025):

Made 31 starts and played in 56 games for the Seminoles... Finished the year with a .318 average with one home run and 14 RBI... Appeared at-bat three times in two games in the Puerto Vallarta College Challenge, contributing one walk (2/6-2/7)... Played defensively for the Noles in three games at the Shriners Children's Clearwater Invitational (2/13-2/16)... Appeared at the plate four times, contributing a hit and played defensively during the JoAnne Graf Classic (2/20-2/22)... Had two runs and two hits during the Dugout Club Classic (2/27-3/1)... Had one RBI and one hit over the weekend, notching her first double of the season against Jacksonville (3/5)... Recorded a season-high of two runs against Oregon State, in addition to one hit and one RBI over the weekend in the Jane Sanders Classic, improving her batting average to .316 (3/7-3/9)... Had one run, one hit, and one RBI in a doubleheader against Portland State (3/11)... Logged two putouts in a weekend series against Pitt (3/14-3/15)... At Alabama, logged one putout and had a 1.000 fielding percentage (3/19)... In the series at Duke, had a season high of two hits in the 3/23 game, and added one hit and run in the 3/22 game (3/21-3/23)... In a midweek game against Stetson, contributed one hit, RBI, and double (3/26)... In the series against NC State, had two hits and one run (3/28-3/30)... Had a perfect 1.000 fielding percentage against Florida, racking up six putouts and an assist (4/2)... In a weekend series against Virginia, contributed four RBIs, two runs, two hits, and a home run. The 4/6 match marks her first official home run since joining the team, and a new career high of RBIs in a game with four (4/4-4/6)... Recorded one hit against Saint Mary's (4/9)... Collected four hits, as well as a double, in a weekend series against California (4/11-4/13)... Picked up two hits and three RBI in the series opener against Louisville (4/25/25)... Went 4-for-7 with four RBI in the series win at Virginia Tech (5/4/25)... Had a hit and a RBI in the quarterfinals of the ACC Tournament against Georgia Tech (5/8/25)... Picked up a RBI against South Florida in the Tallahassee Regional (5/17/25).





7 • ANGELEE BUENO

Infielder • Junior • Oviedo, Fla. • Oviedo HS • Commercial Entrepreneurship

FRESHMAN SEASON (2024):

Made 33 appearances and one start as a freshman for the Seminoles...Went 6-for-15 with one RBI and one double for the Noles...Started her first career game versus Texas Tech...In her only at-bat she earned a walk, leading to her first run scored as a Seminole versus FAMU...Picked up two hits in two at-bats while also scoring two runs in the Dugout Club Classic...Went 1-1 against Purdue (3/9/24) in the FGCU Spring Break Classic...Had an RBI single in the Noles win vs. McNeese (4/3/24)...Went 2-2 with a double and two runs scored against Alabama State.

HIGH SCHOOL:

Bueno ranks as the No. 11 player in the Extra Innings Extra Elite 100...as a sophomore, Bueno was named First Team All-Conference, All-State 7A, and the Offensive Player of the Year...she followed that up by being named First Team All-Conference, All-State 7A, and the Offensive Player of the Year once again her junior season...Bueno was All-Academic 7A as a sophomore and Junior as well, in her senior season she achieved a batting average of .438 with a perfect fielding and slugging percentage.



CAREER STATISTICS

Year	avg	gp-gs	ab	r	h	2b	3b	hr	rbi	tb	slg%	bb	hbp	so	gdp	ob%	sf	sh	sb-att	po	a	e	fld%
2024	.400	33-1	15	7	6	1	0	0	1	7	.467	3	1	1	0	.526	0	0	0-0	85	1	4	.956
2025	.318	56-31	85	13	27	7	0	1	14	37	.435	6	2	10	0	.372	1	0	1-2	232	7	6	.976
TOTAL	.359	89-32	100	20	33	8	0	1	15	44	.451	9	3	11	0	.449	1	0	1-2	317	8	10	.966



9 • SHELBY MCKENZIE

Utility • Sophomore • Pace, Fla. • Pace HS • Nursing

CAREER HIGHS

Hits:	2	vs. Charleston (3/1/25)	RBI:	3	vs. Georgia Tech (5/8/25)
Doubles:	1	3x, last vs. Robert Morris (5/16/25)	Runs:	2	vs. FGCU (2/27/25)
Triples:	1	vs. Georgia Tech (5/8/25)	Walks:	3	vs. FGCU (2/27/25)
Home Runs:	1	2x, last vs. Auburn (5/18/25)	Stolen Bases:	-	-

FRESHMAN SEASON (2025):

Played in 38 games and made 15 starts for the Garnet and Gold...Hit .371 in 62 at bats with two home runs and 21 RBI for the Seminoles...Had one at bat during the Puerto Vallarta College Challenge (2/6-2/8)... Hit her first career hit against Missouri and recorded another hit against Ohio State during the course of the Shriners Children's Clearwater Invitational (2/13-2/16)... Picked up one run, one hit, and one RBI between three games in the JoAnne Graf Classic (2/20-2/22)... Had four RBIs, four hits, and scored four runs throughout the duration of the Dugout Club Classic (2/27-3/1)... Racked up one hit and one run against Jacksonville (3/5)... Played two games during the Jane Sanders Classic, notching two hits, one RBI, and one run (3/7-3/9)... In a double header against Portland State, contributed two RBIs, one hit, and one run (3/11)... Had one RBI against Pittsburgh (3/14-3/15)... Had an at-bat appearance against Duke (3/22)... Had an at-bat appearance against Stetson (3/26)... In a weekend series against Virginia, added two RBIs and one hit between two games (4/5-4/6)... Had an at-bat appearance against Saint Mary's (4/9)... In a weekend series against California, collected two RBIs, two hits, and one run (4/11-4/13)...Picked up a hit in all three games at Louisville (4/25-4/27)...Hit a bases clearing triple in the ACC Quarterfinals against Georgia Tech (5/8)...Picked up a hit and a RBI in the opening game of the Tallahassee Regional (5/16/)...Hit her first career home run against USF in the Tallahassee Regional (5/17)...Hit another home run against Auburn in the Tallahassee Regional Final (5/18)...Had two hits and a RBI in two games against Texas Tech in the Tallahassee Super Regional (5/22-5/23).



McKenzie, was a softball player at Alabama, her brother, Jackson McKenzie, currently plays baseball at Florida A&M, her uncles, Andy and Matt Bernard, also played collegiate baseball at Alabama, and her grandfather, Terry Bernard, was a baseball player at Miami.

HIGH SCHOOL:

McKenzie was named the 2022, 2023 and 2024 PNJ Hitter of the Year and while also being part of the FHSAA 6A All-State Team and a PGF All-American...She was named a MaxPreps First Team All-American...Was ranked the fourth-best player in the country by Extra Inning Softball...She was named to the FHSAA All-Academic Team and holds a 4.3 GPA....Shelby comes from a long line of Division 1 talent...Her mother, Amy McK-

CAREER STATISTICS

Year	avg	gp-gs	ab	r	h	2b	3b	hr	rbi	tb	slg%	bb	hbp	so	gdp	ob%	sf	sh	sb-att	po	a	e	fld%
2025	.371	38-15	62	11	23	3	1	2	21	34	.548	8	1	5	0	.451	0	0	0-0	15	0	0	1.000
TOTAL	.371	38-15	62	11	23	3	1	2	21	34	.548	8	1	5	0	.451	0	0	0-0	15	0	0	1.000



10 • MIMI GOODEN

Pitcher • Junior • Milton, Fla. • Gaither HS • Recreation and Tourism Management

CAREER HIGHS (AT MINIMUM 1.0 INNINGS)

Innings Pitched:	6.0	at Syracuse (5/3/24)	Walks Allowed:	0	13x, last at California (4/13/25)
Runs Allowed:	0	6x, last vs. Virginia (4/6/25)	Strikeouts:	6	at Portland State (3/11/25)
Earned Runs:	0	9x, last vs. Virginia (4/6/25)	Hits Allowed:	0	4x, last vs. Virginia (4/6/25)

SOPHOMORE SEASON (2025):

Made two starts and pitched in 12.2 innings in 2025...Finished the year with a 4.42 ERA...Pitched in 1.1 innings against Oklahoma State in the Puerto Vallarta College Challenge, going 0-1 for the weekend (2/6)... Pitched in 3.2 innings and logged two strikeouts between three games in the JoAnne Graf Classic (2/20-2/22)... Pitched 0.2 innings during the Dugout Club Classic (2/27-3/1)... Threw an immaculate inning and had a career high six strikeouts at Portland State (3/11)... Pitched in 1.0 innings against Virginia, allowing no hits or runs (4/6)... Pitched in 1.0 innings against California, only allowing one run (4/13)...Threw 1.1 innings against Auburn in the Tallahassee Regional (5/18).

FRESHMAN SEASON (2024):

Made 11 starts and 25 appearances while pitching 54.1 innings for the Noles...Posted a 5-2 record with a 4.38 ERA... Made two appearances in the circle over opening weekend... Earned a save on (2/9/24) versus Charlotte...In first career start, pitched a complete game shutout, allowing three hits, and striking out four versus FAMU (2/10/24).. Pitched 3.0 innings against ranked opponents at the Shriners Children's Clearwater Invitational...Pitched 3.1 innings against Charleston Southern (2/23/24) allowing zero earned runs, zero walks, and struck out a batter in the Noles' victory... Picked up her second career victory in the circle against NC State (3/29/24) pitching 3.1 innings and allowed zero runs on just three hits....Got her third win in the circle for the Noles against Alabama State (4/17/24) pitching 4.0 innings, allowing one run, while striking out five...Pitched 3.0 innings allowing just one run in the victory over No. 12 Florida (4/24/24)...Pitched a career high 6.0 innings in the win over Syracuse (5/3/24)...Pitched 1.2 innings in the ACC Tournament semi-final win over Georgia Tech (5/10/24)... Pitched a gem against UCF (5/18/24) in the Tallahassee Regional where she went 4.1 innings and allowed just one run on three hits.

HIGH SCHOOL:

Was named the MVP of her high school team during her first four seasons at Gaither High School...finished her senior season with over 100 innings pitched, 174 strikeouts, and 16 wins...played for the Clearwater Lady Bombers under Head Coach Karl Mason...she has aspirations to go to the Olympics for softball or weightlifting and to become a professional softball player.



CAREER PITCHING STATISTICS

Year	era	w-l	app	gs	cg	sho	sv	ip	h	r	er	bb	so	2b	3b	hr	bavg	wp	hbp	bk	sfa	sha
2024	4.38	5-2	25	11	1	1/4	0	54.1	65	37	34	18	23	14	1	3	.291	4	11	0	2	3
2025	4.42	0-0	10	2	0	0/3	0	12.2	16	11	8	4	10	3	0	2	.291	2	0	0	0	1
TOTAL	4.40	5-2	35	13	1	1/7	0	67	81	48	42	22	33	17	1	5	.291	6	11	0	2	4



11 • ASHTYN DANLEY

Pitcher/Outfielder • Junior • Winchester, Tenn. • Huntland HS • Management

CAREER HIGHS (AT MINIMUM 1.0 INNINGS)					
Innings Pitched:	7.0	3x last at Virginia Tech (5/2/25)	Walks Allowed:	0	21x, last at Louisville (4/27/25)
Runs Allowed:	0	31x, last vs. Auburn (5/18/25)	Strikeouts:	9	vs. SE Louisiana (2/21/25)
Earned Runs:	0	34x, last vs. Auburn (5/18/25)	Hits Allowed:	0	6x, last at Louisville (4/26/25)
CAREER HIGHS (BATTING)					
Hits	3	at Portland State (3/11/25)	RBI	3	at Portland State (3/11/25)
Doubles:	1	4x, last vs. Stetson (3/26/25)	Runs:	2	2x, last at California (4/13/25)
Triples:	-	-	Walks:	1	14x, last at California (4/13/25)
Home Runs:	1	2x, last at California (4/13/25)	Stolen Bases:	-	-


HONORS AND AWARDS:

- 2025 NFCA Gulf All-Region First Team
- 2025 First Team All-ACC
- 2024 Second Team All-ACC
- 2024 ACC All-Freshman Team
- 2024 All-ACC Academic Team
- 2024 Easton/NFCA Scholar-Athlete

SOPHOMORE SEASON (2025):

Made 36 appearances in the circle with a team high 105 innings...Finished with a 1.60 ERA which ranked in the top 15 in the country...Hit .386 in 70 at bats with two home runs and 14 RBI...Pitched in 4.0 innings and logged four strikeouts between three games in the Puerto Vallarta College Challenge to finish with a record of 2-1 for the weekend (2/6-2/8)... Pitched 3.0 innings, contributing to the win over Ohio State, as well as logging two hits, one run, and one RBI over the course of the Shriners Children's Clearwater Invitational (2/13-2/16)... Pitched 14.0 innings, recording 19 strikeouts between three games to go 2-1 for the weekend, in addition to four hits and one run over the course of the JoAnne Graf Classic (2/20-2/22)...Had a career-high nine strikeouts in a relief appearance against SE Louisiana (2/21)... On the mound, pitched 4.3 innings, contributing a win and a save, not allowing any runs and struck out six. At the plate, contributed two runs and hit, as well as an RBI throughout the Dugout Club Classic (2/27-3/1)... Had one hit at-plate, and pitched 3.0 innings only giving up two hits over the weekend against Jacksonville and North Florida (3/5)... Recorded two hits and one run at-plate as well as pitching in 6.3 innings and notching five strikeouts against Oregon and Oregon State in the Jane Sanders Classic (3/7-3/9)... Had a season-high of three RBIs and three hits against Portland State (3/11)... Pitched in 2.0 innings, registering two strikeouts against Pitt (3/15)... Pitched in 4.1 innings against Alabama (3/19)... On the mound, pitched in 8.2 innings, contributing four strikeouts to improve her record to 6-1 for the season, while also logging four hits, one run, and one RBI in a weekend series against Duke (3/21-3/23)...

Recorded two hits, one run, one RBI, and one double against Stetson (3/26)... Pitched 4.3 innings against NC State, coming in and receiving the save in the 3/30 game after allowing no hits. At the plate, had three at-bats (3/28-3/30)... Pitched in 4.0 innings, adding three strikeouts and allowing no runs against Florida (4/2)... Pitched in 4.0 innings in a weekend series against Virginia, adding two strikeouts and improving to 8-1 on the mound, while also contributing one run at-bat (4/4-4/6)... Between two games, pitched in 6.1 innings and collected five strikeouts, improving to 10-1 for the season on the mound. At-bat, contributed four RBIs, four runs, and four hits, as well as her first two home runs of her career in a weekend series against California (4/11-4/13)...Did not allow an earned run in six innings in three appearances at Louisville and also picked up a hit and a RBI in the series opener (4/25-4/27)... Picked up two hits and two RBI at Virginia Tech (5/2)...Allowed just one earned run in her last seven appearances over the course of 20.1 innings which included the ACC Tournament, the Tallahassee Regional and the Tallahassee Super Regional.





11 • ASHTYN DANLEY

Pitcher/Outfielder • Junior • Winchester, Tenn. • Huntland HS • Management

FRESHMAN SEASON (2024):

Made a team-high 45 appearances and pitched a team-high 142.1 innings as a freshman for the Noles...Finished the season with an 18-6 record and a team-low 3.20 ERA with 101 strikeouts...Also had 39 at-bats and recorded four RBI on eight hits...Played in four games and started three over opening weekend...Totaled five innings of work in the circle over three appearances, earning two saves... Pitched two scoreless innings to earn the save against No.9 Stanford (2/15/24)...Picked up two wins during the Dugout Club Classic pitching five innings vs. FIU giving up zero earned runs, while striking out two and walking zero batters and pitching four innings vs. Charleston Southern allowing just one earned run and striking out three...Picked up her third career win as a Nole in an 8-0 victory against South Dakota State, pitching 5.0 innings, allowing zero runs, one hit, and struck out four...Threw 4.0 innings at Pittsburgh (3/24/24) allowing zero runs, and striking out a career high (8) in the Noles win...Threw a complete game shutout (5 innings) vs. McNeese (4/3/24) striking out six and improving her record to 7-2 in the circle for FSU...Pitched in all three games at Louisville, she earned her eighth win of the season in a 4.0 inning, 2 hit, appearance...Picked up two victories in the circle for the Noles in the series vs. Notre Dame pitching a total of 9.0 innings allowing just two runs, improving her record to 10-3...Recorded three wins in all three of her appearances against Boston College, pitching a combined 11.3 innings, allowing just one earned run, moving her record to 13-3...Pitched 7.4 total innings in the Noles sweep over North Carolina allowing just two earned runs, pushing her record to 15-3. Got her 16th win of the season for the Noles in the ACC Tournament semifinal against Georgia Tech pitching 3.1 innings, allowing zero earned runs and struck out three...Threw 5.1 scoreless innings against Chattanooga (5/17/24) and UCF (5/18/24) in the Tallahassee Regional...Picked up the win in the Regional Final against Auburn (5/19/24) so send the Seminoles to the Super Regional.



HIGH SCHOOL:

Danley was named the Tennessee Gatorade Softball Player of the Year and the Main Street Prep Player of the Year in 2022 and ranks as the No. 2 player in the Extra Innings Extra Elite 100...she pitched 0.36 ERA in twelve pitching appearances while holding a .682 batting average on 30 hits in her senior season...she was also named to the All-District team her sophomore and junior seasons, while being named the Co-Pitcher MVP her sophomore season and the Pitcher MVP her junior season...Danley also earned offensive MVP honors her sophomore and junior seasons at Huntland High School... she was named to the Tennessee Sports Writers Association All-State team as both a sophomore and a junior and was named First Team Mid-State Tennessee as a junior...Danley was named to the PGF 2023 Futures All-American Team and is a two-time MVP of the Futures All-American Game...she is also a 2018 PGF National Championship MVP.

CAREER PITCHING STATISTICS

Year	era	w-l	app	gs	cg	sho	sv	ip	h	r	er	bb	so	2b	3b	hr	bavg	wp	hbp	bk	sfa	sha
2024	3.20	18-6	45	21	3	1/5	2	142.1	133	79	65	70	101	24	1	11	.244	16	10	0	1	11
2025	1.60	14-2	36	17	1	0/7	4	105.0	98	32	24	38	74	14	1	5	.246	11	5	0	0	6
TOTAL	2.40	32-8	81	38	4	1/12	6	247.1	231	111	89	108	175	38	2	16	.245	27	15	0	1	17

CAREER HITTING STATISTICS

Year	avg	gp-gs	ab	r	h	2b	3b	hr	rbi	tb	slg%	bb	hbp	so	gdp	ob%	sf	sh	sb-att	po	a	e	fld%
2024	.205	24-14	39	3	8	2	0	0	4	10	.256	0	1	2	0	.225	0	0	0-0	8	39	0	1.000
2025	.386	32-22	70	12	27	3	0	2	14	36	.514	4	2	3	0	.429	1	0	0-0	7	33	2	.952
TOTAL	.296	56-36	109	15	35	5	0	2	18	46	.385	4	3	5	0	.327	1	0	0-0	15	72	2	.976



16 • AVERI DOCKERY

Pitcher/Utility • Freshman • Hilltown, Penn. • Pennridge HS • Biological Sciences

CAREER HIGHS			
Hits:	-	RBI:	-
Doubles:	-	Runs:	-
Triples:	-	Walks:	-
Home Runs:	-	Stolen Bases:	-

HIGH SCHOOL:

Averi Dockery is a 6-2 pitcher and infielder from Pennridge, Pennsylvania, who hopes to make an impact for the Seminoles in the circle, in the field, and at the plate. Dockery is a two-time Second Team Suburban One All-League honoree and two-time Suburban One All-League Honorable Mention. Dockery was named the 2022 Pennridge High School Defensive Player of the Year and the 2023 Pennridge High School Offensive Player of the Year. Dockery also swam in high school and was a member of the National Honors Society. Dockery plans on majoring in biology at Florida State. She is the daughter of Shannon and Timothy Dockery and her dad played professional baseball in the Philadelphia Phillies and the Cincinnati Reds organizations.





21 • MARIN HELLER

Infielder • Freshman • West Des Moines, Iowa • West Des Moines Valley HS • Sport Management

CAREER HIGHS

Hits:	-	RBI:	-
Doubles:	-	Runs:	-
Triples:	-	Walks:	-
Home Runs:	-	Stolen Bases:	-

HIGH SCHOOL:

Marin Heller hails from West Des Moines, Iowa, and was one of the top players in the state at the 5A level. Heller was a First Team All-State honoree in Iowa in 2024 as she led all of Class 5A in RBI. Heller helped West Des Moines Valley to the Class 5A State Championship Game where they fell just short. Heller was also a First Team all-conference honoree and was a member of the all-tournament team for the 5A Iowa State Tournament. Heller was also a PGF All-American in 2025. Heller also was a member of her high school basketball team her freshman and sophomore season. Off the field, Heller holds a 4.0 GPA, has earned academic honors and was on the honor roll in her first three years of high school. She plans on majoring in sport management. Heller is the daughter of Linda and Chris Heller and has one sister, Audrey.





22 • HARLIE CHISM


Utility • Freshman • Weatherford, Okla. • Weatherford HS • Human Development & Family Sciences

CAREER HIGHS

Hits:	-	RBI:	-
Doubles:	-	Runs:	-
Triples:	-	Walks:	-
Home Runs:	-	Stolen Bases:	-

HIGH SCHOOL:

Chism comes to Tallahassee with plenty of experience at the high school, national and international level. Chism was ranked the No. 17 overall player and the No. 5 infielder by On3 out of Weatherford, Oklahoma. Chism was selected to the U18 United States Junior National Team. Playing with current Florida State freshman Bella Ruggiero, Chism competed at the 2024 WBSC U18 World Cup Stage 1 tournament where she hit .429 (6-for-14) with one RBI and five runs scored to help Team USA punch its ticket to the 2025 WBSC World Cup Finals. In three years at Weatherford, Chism hit .456 with six home runs and 32 RBI with 17 stolen bases. Chism was also a great track athlete and a basketball player. Chism earned all-conference honorable mention for basketball in 2022 and 2023 and was a three-time track state champion. In the classroom, Chism was a top 10% academic scholar, the 2024 4A Track Academic State Champion, a member of the National Honors Society and was the class valedictorian. Harlie is the daughter of Toby and Keri Chism and has four siblings, Jordan, Hunter, Steele and Stone. Harlie is a triplet with her brothers Steele and Stone. Her sister, Jordan, played softball at Oklahoma Christian University and her brother, Hunter, played baseball at Northern Oklahoma College Enid.





23 • KENNEDY HARP

Outfielder • Junior • Lawrenceville, Ga. • Peachtree Ridge HS • Media/Communication

CAREER HIGHS

Hits:	4	vs. Northern Colorado (2/6/25)	RBI:	3	4x, last vs. Ohio State (2/14/25)
Doubles:	1	14x, last at California (4/13/25)	Runs:	4	vs. Mercer (3/1/25)
Triples:	2	vs. Mercer (3/1/25)	Walks:	3	2x, last vs. NC State (3/29/25)
Home Runs:	1	13x, last vs. Virginia (4/5/25)	Stolen Bases:	3	at Portland State (3/11/25)

HONORS AND AWARDS:

- 2025 NFCA Second Team All-American
- 2025 NFCA Gulf First Team All-Region
- 2025 Third Team All-ACC
- 2024 ACC All-Freshman Team
- 2024 Easton/NFCA Scholar-Athlete
- 2024 All-ACC Academic Team

SOPHOMORE SEASON (2025):

Finished the season second on the team with a .412 average with nine home runs, 10 triples and 49 RBI...Her 10 triples were the second most in a single season in FSU history and were just two triples short of breaking the school record... Recorded a RBI in her first 10 games of 2025 which was a new school record...Hit a home run, two doubles, and three triples during the Puerto Vallarta College Challenge and drove in 10 RBIs, 10 hits, and four runs, helping the Noles finish the weekend with a 4-1 record (2/6-2/8)... Had three home runs, eight runs, eight RBIs, and nine hits leading the Noles to sweep the Shriners Children's Clearwater Invitational (2/13-2/16)... Had six runs, five hits, and four RBIs across the weekend at the JoAnne Graf Classic (2/20-2/22)... Contributed seven runs, five hits, and five RBIs throughout the course of the Dugout Club Classic (2/27-3/1)... Had three RBIs, two runs, and two hits, as well as a home run against Jacksonville and North Florida (3/5)... Throughout the Jane Sanders Classic, had six hits, four RBIs, and three runs (3/7-3/9)... In a double header against Portland State, scored five runs, had three hits, and one RBI (3/11)... Added five RBIs, four hits, three runs, and one home run in the series against Pittsburgh (3/14-3/15)... Had one hit, one run, and successfully stole her tenth base of the season against Alabama (3/19)... In a series against Duke, registered five runs, four hits, and one RBI between three games (3/21-3/23)... Logged a home run, as well as two RBIs, one hit, and one run against Stetson (3/26)... In a weekend series against NC State, recorded three hits, two successfully stolen bases, and one run (3/28-3/30)... Had a perfect 1.000 fielding percentage, contributing a putout against Florida (4/2)... In a weekend series against Virginia, logged three runs, three RBIs, two hits, and a home run (4/4-4/6)... Picked up one hit, one run, and one RBI against Saint Mary's, marking this as her 50th run of the season (4/9)...

In a weekend series against California, collected five runs and four hits, officially logging 60 hits for the season (4/11-4/13)...Hit a triple and drove in two runs at Louisville (4/25)... Suffered a season-ending injury against the Cardinals.

FRESHMAN SEASON (2024):

Became a key contributor for the Noles in the last half of the season as she appeared in 55 games while making 21 starts for the Seminoles...Finished the season with a .309 batting average with five home runs and 19 RBI while stealing nine bases on nine attempts...Was a key contributor on the base-paths stealing two bases and scoring two runs at the JoAnne Graf Classic...Had a double and scored a run against No. 4 Georgia (2/17/24) at the Shriners Clearwater Invitational...Had an RBI triple in the Seminoles win over Nicholls...Went 2-for-2



23 • KENNEDY HARP

Outfielder • Junior • Lawrenceville, Ga. • Peachtree Ridge HS • Media/Communication

with a triple, drove in two, and scored two runs in the Noles victory against Purdue (3/9/24) at the FGCU Spring Break Classic...Went 2-for-2 including a home run, and two runs scored in the Seminoles win at Pittsburgh (3/24/24)...Went 2-for-3 with three RBI and a home run in the Noles victory over NC State (3/29/24)..Went 2-for-2 with an RBI and run scored in the Noles victory over Notre Dame...Scored two runs and had an RBI double in the victory over Alabama State (4/17/24)...Scored a run, stole a base and had an RBI in the victory over Boston College (4/20/24)...Scored a run in the victory over No. 12 Florida (4/24/24)...Hit a solo home run in the ACC Tournament Quarterfinal win over Notre Dame (5/9/24)...Picked up a hit in the Tallahassee Regional final against Auburn (5/19/24)...Recorded a hit against Oklahoma (5/23/24) in the Super Regional.


HIGH SCHOOL:

Harp was ranked 10th in the class of 2023 by Extra Inning Softball and the fifth-best outfielder in the class of 2023... she was named the Offensive MVP of her High School in her first three seasons (2019-21)...She is a two-time member of the Georgia Coaches Association Junior All-Star Team (2021-22) and is a three-time First Team All-Region Member (2019-21), she was also first Team All-County and All-State in 2021...In 2021 she was named the Southeastern Florida MVP and earned the Lady Lion Award...in 2022 she was named an MSP All-American, and to the 2022 Alliance National Team...she is a four-time Scholar Athlete (2019-22) and is a four-time member of the Deans List (2019-22)...she hit .390 with 16 home runs, 56 hits, 59 RBIs with 52 runs scored and 34 stolen bases in 2022 for her travel team... she has 32 career high school home runs.



CAREER STATISTICS

Year	avg	gp-gs	ab	r	h	2b	3b	hr	rbi	tb	slg%	bb	hbp	so	gdp	ob%	sf	sh	sb-att	po	a	e	fld%
2024	.309	55-21	68	33	21	5	1	5	19	43	.632	11	0	8	0	.395	2	0	9-9	36	0	1	.973
2025	.412	49-49	153	56	63	7	10	9	49	117	.765	25	1	24	0	.492	2	0	15-18	53	0	2	.964
TOTAL	.361	104-70	221	89	84	12	11	14	68	160	.699	36	1	32	0	.444	4	0	24-27	89	0	3	.969

**24 • MADI FREY****Catcher • Senior • Lutz, Fla. • George Steinbrenner HS • Sport Management****CAREER HIGHS**

Hits:	1	8x, last at Portland State (3/11/25)	RBI:	2	2x, last vs. Mercer (3/1/25)
Doubles:	1	4x, last at Portland State (3/11/25)	Runs:	2	4x, last vs. Virginia (4/6/25)
Triples:	-		Walks:	1	vs. Virginia (4/6/25)
Home Runs:	-		Stolen Bases:	1	7x, last vs. Pitt (3/14/25)

HONORS AND AWARDS:

- 2024 Easton/NFCA Scholar-Athlete
- 2024 All-ACC Academic Team

JUNIOR SEASON (2025):

Played in 40 games and made two starts for the Seminoles...Hit .250 in 20 at bats with seven RBI....Recorded 78 putouts and had just one error in 83 chances...Logged five putouts for a perfect 1.000 fielding percentage between three games in the Puerto Vallarta College Challenge (2/6-2/8)... Scored one run against UCF at the Shriners Children's Clearwater Invitational (2/13-2/16)... Logged five putouts and two out assists between three games in the JoAnne Graf Classic (2/20-2/22)... Had three RBIs, two hits, and two runs over the course of the Dug-out Club Classic (2/27-3/1)... Had her first double of the season, contributing one hit against Jacksonville and North Florida (3/5)... Scored one run and had two putouts throughout the course of the Jane Sanders Classic (3/7-3/9)... In a double header at Portland State, scored four runs, two RBIs, and had one hit (3/11)... In the series against Pittsburgh, had one hit, scored a run, and contributed thirteen putouts (3/14-3/15)... Had a perfect 1.000 fielding percentage in the weekend series against Duke, adding two putouts between two games (3/21-3/22)... Had a perfect 1.000 fielding percentage against Stetson (3/26)... Picked up two putouts, in two games, in a weekend series against NC State (3/29-3/30)... Recorded two runs and two putouts between two games in a weekend series against Virginia (4/5-4/6)... In a weekend series against California, collected one run (4/11-4/13)...Scored a run at Virginia Tech (5/2) and against Robert Morris in the Tallahassee Regional (5/16).

SOPHOMORE SEASON (2024):

Appeared in 36 games and made seven starts at catcher as she filled in for the injured Michaela Edenfield during the thick of ACC play...Recorded four hits and five RBI while scoring eight runs...Scored one run on opening weekend for the Noles...Recorded her first hit and RBI against Georgia (2/17/24) at the Clearwater Invitational...Threw out a runner attempting to steal second vs. Charleston



Southern...Scored a run against No. 4 Duke (3/15/24)...Had a two RBI double in the Seminoles victory over Notre Dame (4/14/24)... Had her second double of the season in the Noles victory vs. Alabama State...Scored two runs in the Noles victory over No. 12 Florida.

FRESHMAN SEASON (2023):

Made 28 appearances and one start for the Seminoles while scoring seven runs for FSU...Scored a run against Virginia and a run against Georgia Tech...Scored her fifth run of the season with she pinch ran against Syracuse (3/19)...Recorded a career-high

24 • MADI FREY

Catcher • Senior • Lutz, Fla. • George Steinbrenner HS • Sport Management

four putouts against Colgate (3/4)...Pinch ran during the JoAnne Graf Classic, stealing a base against Longwood (2/11) and scoring on a triple for her first collegiate run in the second meeting with Longwood (2/12).

HIGH SCHOOL:

Frey was ranked 73rd by Extra Inning Softball in the 2022 class rankings and the 29th ranked catcher in the class... she had a .458 batting average in her high school career with a .509 on-base percentage and a .758 slugging percentage...Frey has earned All-Western Conference honors all four years of high school... was named the Hillsborough County Most Outstanding Softball Player, Offensive MVP and named All-State her senior year... she was named a Colorado Sparkler All-Star (Freshman) and a PGF Nationals All-American (Junior)...as a freshman, she was also named an All-American and First Team All-Hillsborough County...Daughter of Michele and Eric Frey... was on the deans list all four years of high school...she also played flag football at Steinbrenner high school... is majoring in Exercise Physiology...born July 23, 2004.



CAREER STATISTICS

Year	avg	gp-gs	ab	r	h	2b	3b	hr	rbi	tb	slg%	bb	hbp	so	gdp	ob%	sf	sh	sb-att	po	a	e	fld%
2023	.000	28-1	2	7	0	0	0	0	0	0	.000	0	0	0	0	.000	0	0	4-4	14	0	0	1.000
2024	.211	36-7	19	8	4	2	0	0	5	6	.316	0	0	4	0	.211	0	4	1-1	69	5	0	1.000
2025	.250	40-2	20	14	5	2	0	0	7	7	.350	2	1	2	0	.348	0	0	2-2	78	4	1	.988
TOTAL	.231	104-10	41	29	9	4	0	0	12	13	.333	2	1	6	0	.273	0	4	7-7	161	9	1	.996

**31 • MAKENNA REID****Pitcher • Senior • Portland, Ore. • Tigard HS • Interdisciplinary Social Science****CAREER HIGHS (AT MINIMUM 1.0 INNINGS)**

Innings Pitched:	7.0	vs. Duke (3/16/24)	Walks Allowed:	0	34x, last at Louisville (4/27/25)
Runs Allowed:	0	31x, last at California (4/13/25)	Strikeouts:	9	vs. Arkansas (2/17/23)
Earned Runs:	0	44x, last at California (4/13/25)	Hits Allowed:	0	19x, last vs. Purdue (3/9/24)

HONORS AND AWARDS:


- 2023 D1Softball Freshman Team All-American
- 2023 TUCCI/NFCA Freshman of the Year Top 10 Finalist
- 2023 All-ACC Second Team
- 2023 All-ACC Freshman Team
- ACC Co-Pitcher of the Week (Apr. 25, 2023)
- 2023 FSU Rookie of the Year

JUNIOR SEASON (2025):

Made 10 starts and pitched 27 innings with a 1.81 ERA for the Seminoles...Pitched in 4.2 innings and logged two strikeouts and only allowed one walk between two games in the Puerto Vallarta College Challenge to finish with a record of 1-0 for the weekend (2/6-2/8)... Pitched 2.0 innings against Wichita State at the Shriners Children's Clearwater Invitational (2/13-2/16)... Pitched 1.0 innings against Texas A&M at the JoAnne Graf Classic, recording one strikeout and one out assist (2/20-2/22)... Pitched 2.0 innings recording a strikeout and not giving up an earned run, during the Dugout Club Classic (2/27-3/1)... Pitched 4.0 innings against Portland State allowing no runs and striking out six, earning the win (3/11)... Pitched 1.0 innings against Pittsburgh striking out three, and only allowing one hit (3/14-3/15)... Pitched in 4.0 innings, striking out three against Stetson (3/26)... Pitched in 2.0 innings, contributing two strikeouts and only allowing one hit and one run against NC State (3/29)... Pitched in 2.1 innings against Virginia, logging an assist and allowing no runs (4/4)... Pitched in 2.0 innings against California, collecting two strikeouts and allowing no runs (4/13)...Pitched two innings and allowed one run at Louisville (4/27).

SOPHOMORE SEASON (2024):

Made 31 appearances and nine starts in the circle for the Noles after battling injury for the final month of the season...Finished the season with 12-1 record and 3.29 ERA... Made three appearances in the circle for the Noles on opening weekend recording 10 total strikeouts in just seven innings pitched and picked up her first win of the season against Florida A&M (2/11/24)...Picked up her second win of the season in the circle for the Noles vs FIU (2/22/24) giving up just two runs, one walk while striking out three in the victory...Picked up two wins in the circle for the Noles at the FGCU Spring Break Classic pitching for a combined



8.2 innings, allowing just two earned runs and striking out 11 in those victories...Pitched a complete game in the Seminoles 4-2 victory over No. 4 Duke. She threw 7.0 innings, allowing zero earned runs, one walk and struck out five...Picked up her seventh and eighth wins of year in the circle for the Noles at Pittsburgh (3/23/24 & 3/24/24) pitching a total of 5.1 innings, allowing just two runs and striking out seven...Got her 10th victory in the circle for the Noles vs. McNeese (4/2/24) pitching 4.1 innings allowing zero runs, and zero walks in the win... Recorded her 11th victory in the circle for the Noles pitching 2.1 innings, allowing zero runs at Louisville (4/6/24)...Captured her 12th win in the circle for the Noles pitching 5.0 innings, allowing three runs, one walk, and struck out four vs. Notre Dame (4/13/24)...Pitched 4.1 innings in two wins against Boston College where she allowed just one run...Did not allow an earned run in the Super Regional against Oklahoma (5/24/24) and allowed just one hit.

FRESHMAN SEASON (2023):

Made 43 appearances and four starts...Finished the season

31 • MAKENNA REID


Pitcher • Senior • Portland, Ore. • Tigard HS • Interdisciplinary Social Science

with a perfect 13-0 record and 0.97 ERA in 79.1 innings... Recorded 91 strikeouts and the most saves ever by a freshman in program history with six...Earned her first-ever start in the WCWS against seventh-seeded Washington, giving up just one hit (6/3)...Made several relief outings throughout the NCAA Tournament...Started in the circle for the ACC Tournament Finals and gave up no runs to ninth-ranked Duke through 2.0 innings (5/13)...In her first postseason appearance she gave up no hits, pitched 3.0 innings and struck out three in the ACC Tournament Quarterfinals against Syracuse (5/11)...Made her second career start in the marquee matchup against Florida and completed 3.0 innings (4/26)... Worked 4.2 innings in her longest career outing at Virginia Tech, earning her tenth win of the season (4/21)...Pitched another 3.0 innings in relief against Clemson and took the victory with no hits (4/7)...Made her first collegiate start at fourth-ranked Clemson and struck out five batters in a scoreless 3.0 innings of work (4/6)...Took her first conference victory in the relief outing against Georgia Tech where she struck out four and gave up no hits (3/31)...Made her first conference appearance against Syracuse and took her second career save with 3.0 frames (3/18)...Pitched her fifth victory against Colgate as she sat down four batters on strikes in 2.1 innings (3/4)...Worked a career high 4.1 innings against FGCU where she struck out five batters (2/24)... Earned her second victory in her relief outing against Arkansas, striking out nine in 3.1 innings (2/17)...Took her first victory in her first appearance with 6 strikeouts in 3 innings against Lipscomb (2/9), threw the bulk of pitches and struck out 5 (2/11), and closed Longwood with 3 punchouts on 3 batters faced (2/12).

HIGH SCHOOL:

As a senior, Reid was named the Max Preps Player of the Year for the state of Oregon as she led her high school to be ranked 23rd in the country on their way to their first ever 6A State Championship... Reid earned a 27-2 record after tossing 199.0 innings and recording 438 strikeouts, 21 shutouts, three perfect games and six no-hitters all while earning an ERA of 0.46... she currently holds two Oregon State record for 27 strikeouts in 10 innings and 21 strikeouts in a state championship game...Reid was named First Team All-League

Pitcher during her freshman, junior and senior seasons and was named a 6A All-State Pitcher her junior and senior years... as a junior she went 15-2 with 218 strikeouts in 108 innings... Reid is a three-time USSSA All-American (2015-17)...Daughter of Chris Reid... finished high school with a 3.65 GPA... born April 7, 2004...majoring in Sport Management.



CAREER PITCHING STATISTICS

Year	era	w-l	app	gs	cg	sho	sv	ip	h	r	er	bb	so	2b	3b	hr	bavg	wp	hbp	bk	sfa	sha
2023	0.97	13-0	43	4	0	0/7	6	79.1	39	18	11	22	91	6	0	4	.141	5	8	0	5	2
2024	3.29	12-1	29	15	2	1/4	1	89.1	85	49	42	35	76	14	4	14	.251	11	8	0	6	9
2025	1.81	3-2	12	10	0	0/2	0	27.0	20	10	7	6	22	4	3	0	.196	1	2	0	0	3
TOTAL	2.02	28-3	84	29	2	1/13	7	195.2	144	77	60	63	189	24	7	18	.196	17	18	0	11	14



32 • JAZZY FRANCIK

Pitcher • Sophomore • Rockledge, Fla. • Melbourne HS • Sport Management

CAREER HIGHS (AT MINIMUM 1.0 INNINGS)

Innings Pitched:	7.0	at Saint Mary's (4/9/25)	Walks Allowed:	0	21x, last vs. Texas Tech (5/23/25)
Runs Allowed:	0	21x, last vs. Texas Tech (5/23/25)	Strikeouts:	12	at Saint Mary's (4/9/25)
Earned Runs:	0	24x, last vs. Auburn (5/18/25)	Hits Allowed:	0	9x, last at Virginia Tech (5/3/25)

HONORS & AWARDS:

- 2025 Top 10 Finalist for NFCA National Freshman of the Year
- 2025 Softball America Freshman All-American
- 2025 D1Softball Freshman All-American
- 2025 First Team All-ACC
- 2025 ACC All-Freshman Team

FRESHMAN SEASON (2025):

Led the team with a 1.51 ERA in 92.2 innings with a 10-3 record...Her 1.51 ERA ranked top 10 nationally...Picked up eight saves throughout the season which was the second most in school history...Pitched in 8.0 innings and logged seven strikeouts between three games in the Puerto Vallarta College Challenge to finish with a record of 3-0 for the weekend (2/6-2/8)... Pitched 6.0 innings and logged six strikeouts in three games during the Shriner's Children's Clearwater Invitational (2/13-2/16)... Pitched 5.4 innings and logged four strikeouts in four games during the JoAnne Graf Classic (2/20-2/22)... On the mound, pitched 4.2 innings in two games, striking out eight during the Dugout Club Classic (2/27-3/1)... Pitched in 3.0 innings, registering three strikeouts against Jacksonville (3/5)... Pitched 8.4 innings over the course of the Jane Sanders Classic, only giving up one earned run, striking out eight, and allowing only six hits (3/7-3/9)... Pitched 1.0 innings against Portland State, striking out two (3/11)... In a weekend series against Pitt, on the mound, pitched 8.0 innings, not allowing a run, striking out nine, and only allowed three hits across two games (3/14-3/15)... Pitched in 3.1 innings between two games in a weekend series against Duke, notching a strikeout and improving to 5-2 for the season (3/21-3/22)... Pitched 1.0 innings against Stetson not allowing a hit or run, and struck out two (3/26)... Pitched 4.0 innings across two games against NC State, not giving up a run and striking out two (3/28-3/30)... Pitched in 3.1 innings against Virginia, logging three putouts and a strikeout, only allowing one run to improve to 6-2 for the season (4/5)... Pitched in 7.0 innings against Saint Mary's, picking up a season high of twelve strikeouts and allowing no runs (4/9)... Pitched in 3.0 innings against California, collecting two assists (4/12)... Threw 6.1 scoreless innings and allowed just three hits in two appearances at Louisville (4/25-4/27)...Threw a no-hitter at Virginia Tech which was the program's first no-hitter against

a ranked opponent (5/3)...Francik became the first true freshman to throw a no-hitter since Lacey Waldrop in 2012...Allowed just one earned run in five innings at the ACC Tournament...Did not allow an earned run in her final three appearances in the Tallahassee Regional and the Tallahassee Super Regional.

HIGH SCHOOL:

Francik ended her high school career with a staggering 0.40 ERA for Melbourne High School...Recorded 1,507 strikeouts in her high school career...Threw 21 no hitters including seven during her senior season...Finished her senior year with a 26-1 record with 399 strikeouts and a 0.20 ERA...Allowed just five runs in 175.2 innings of work...Francik was part of the 2022 Class 6A State Championship team and earned a mantle full of honors including the 2022 Gatorade Player of the Year, 2022 Florida Dairy



32 • JAZZY FRANCIK

Pitcher • Sophomore • Rockledge, Fla. • Melbourne HS • Sport Management

Farmers Miss Softball, 2022 MaxPreps National Sophomore of the Year, a four-time Florida Today Softball Player of the Year and a three-time MaxPreps First Team All-American... Francik was also selected to the Great Britain National Team...Francik bleeds Garnet and Gold on the field but is very creative off the field as well. Francik was an Honor AP Scholar, a National Honor Society member, and finished first in Florida Future Problem-Solving Scenario Performance... Francik was inducted into the Melbourne High School Hall of Fame this past fall.



CAREER STATISTICS

Year	era	w-l	app	gs	cg	sho	sv	ip	h	r	er	bb	so	2b	3b	hr	bavg	wp	hbp	bk	sfa	sha
2025	1.51	10-3	36	7	3	3/6	8	92.2	66	27	20	19	87	7	1	6	.191	0	2	0	0	4
TOTAL	1.51	10-3	36	7	3	3/6	8	92.2	66	27	20	19	87	7	1	6	.191	0	2	0	0	4



33 • BELLA DIMITRIJEVIĆ

Pitcher • Freshman • Mokena, Ill. • Lincoln-Way Central HS • Marketing

CAREER HIGHS:

Innings Pitched:	-	-	Walks Allowed:	-
Runs Allowed:	-	-	Strikeouts:	-
Earned Runs:	-	-	Hits Allowed:	-

HIGH SCHOOL:

The two-time Illinois Gatorade Player of the Year is hoping to continue the Seminoles' pitching legacy as she comes to Tallahassee as one of the top ranked pitchers and overall players in the 2025 class. Dimitrijević finished 2025 in the top 10 in the country with 349 strikeouts. Dimitrijevic was a four-time all-state honoree and was the SWSC All Conference Red Player of the Year and the Herald-News Athlete of the Year. She is ranked the top player in Illinois, the No.8 pitcher and the No. 21 player overall by On3. Dimitrijevic competed for the Croatian National Team at the World Softball European Championships in September. Dimitrijević pitched 21.2 innings and finished with a 2-2 record with a 2.26 ERA with 28 strikeouts which ranked seventh in the entire tournament. In the classroom, Dimitrijević held a 4.35 GPA and is a member of National Honors Society and the Science National Honors Society. Dimitrijevic comes from a very athletic family as her dad, Alex, played basketball at North Park University and played professionally in Europe. Her grandfather, Jim Welsh, played football at the University of Illinois. Her uncle, Eric Welsh, played baseball for Northern Illinois and played 12 years with the Cincinnati Reds and Chicago White Sox organizations. Her grandmother, Nadia Maric played volleyball for the Yugoslavian National Team. Bella has one younger brother, Luka.





42 • JAYSONI BEACHUM

Infielder • Junior • Tallahassee, Fla. • Florida State University Schools • Criminology

CAREER HIGHS

Hits:	4	2x, last at Portland State (3/11/25)	RBI:	5	vs. North Carolina (4/26/24)
Doubles:	2	at Duke (3/22/25)	Runs:	3	4x, last at Portland State (3/11/25)
Triples:	1	vs. Duke (3/17/24)	Walks:	3	3x, last vs. Florida A&M (2/20/25)
Home Runs:	2	2x, last vs. Oklahoma State (2/6/25)	Stolen Bases:	1	6x, last at California (4/13/25)

HONORS AND AWARDS:

- 2024 TUCCI/NFCA Division I Freshman of the Year
- 2024 NFCA Second Team All-American
- 2024 D1Softball National Freshman of the Year
- 2024 Softball America National Freshman of the Year
- 2024 ACC Freshman of the Year
- 2024 First Team All-Southeast Region
- 2024 First Team All-ACC
- 2024 USA Softball National Player of the Year Top 10 Finalist

SOPHOMORE SEASON (2025):

Opened the season with two home runs in the season opener against Oklahoma State at the Puerto Vallarta College Challenge (2/6)... Had two RBIs, five runs, and six hits as the Noles finished 4-0 at the Shriners Children's Clearwater Invitational (2/13-2/16)... Had two RBIs, six hits, and drove in five runs during the JoAnne Graf Classic (2/20-2/22)... Led the team with 14 RBI on six hits, and had three home runs over the course of the Dugout Club Classic (2/27-3/1)... Had two hits and one RBI over the weekend against Jacksonville and North Florida (3/5)... Logged her sixth home run of the season, in addition to three hits, two runs, and one RBI against Oregon and Oregon State over the weekend in the Jane Sanders Classic (3/7-3/9)... Had six hits, four runs, one RBI, and one home run in a doubleheader against Portland State (3/11)... Recorded a home run in back-to-back games against Pitt in a weekend series, in addition to five hits, four runs, and four RBIs (3/14-3/15)... At Alabama, contributed one hit (3/19)... Hit her 10th home run of the season during the weekend series at Duke, as well as having four hits, five RBIs, three runs and hits (3/21-3/23)... Walked in the game against Stetson (3/26)... In a weekend series against NC State, had a total of two hits, runs, RBIs, and doubles (3/28-3/30)... Contributed one run against Florida (4/2)... In a weekend series against Virginia, racked in five runs, two hits, and a successfully stolen base (4/4-4/6)... In a weekend series against California, collected five RBIs, two hits, and one run, in addition to a home run and her 10th double of the season (4/11-4/13)

FRESHMAN SEASON (2024):

Finished the season leading the team in batting average (.417), hits (78), home runs (16), RBI (66) and on-base percent-



age (.509)...Broke the school's freshman RBI record with 66 and posted the third-highest batting average in school history...Became the first Seminole and the first ACC athlete to win the TUCCI/NFCA Division I Freshman of the Year...Also became just the third true freshman in school history to be named a NFCA All-American...Beachum was one of two players to start every single game for the Seminoles...Beachum started all five games over the weekend to kick off her freshman campaign...In her 15 at-bats she ripped eight hits for seven RBI's, including a home run and averaged .533 at the plate... At the Shriners Children's Clearwater Invitational she scored and got a base knock vs No. 9 Stanford...Put together three hits, two RBI's, and a run scored vs No. 20 UCLA...Accounted for five hits, four RBIs, and hit two home runs in two games of the Dugout Club Classic vs. Nicholls...Hit two home runs dur-



42 • JAYSONI BEACHUM

Infielder • Junior • Tallahassee, Fla. • Florida State University Schools • Criminology

ing the FGCU Spring Break Classic and drove in five RBIs while the Noles went on to finish the weekend with a 4-1 record... Went 2-2 with two runs scored in the Noles 4-2 victory over No. 4 Duke...Had her career high in hits with four against Pittsburgh (3/23/24) and added four RBI's in the Noles win...Following the Louisville series she is the team leader in batting average (.447) and hits (51)...Is second on the team in slugging (.719)...In the series against Notre Dame she tallied up five hits, including a double and a home run and also had five RBIs in the Noles three-game sweep...She had two home runs and drove in five Noles in the doubleheader vs. Alabama State...Tallied two home runs, a double, six hits, three RBIs, and four runs scored in the Noles three-game sweep over Boston College. Her performance rewarded her with ACC Player of the Week honors (4/23/24)... Hit a three-run home run in the win against No. 12 Florida...Hit a home run and drove in five runs for the Noles in the victory over North Carolina (4/26/24)...Went 3-5 with a home run and three RBIs against No. 9 Florida (5/1/24)...Hit a solo home run in the semi-final of the ACC Tournament in the win vs. Georgia Tech... Recorded two hits and a RBI in the Tallahassee Regional...Hit the game-tying home run against No. 2 Oklahoma (5/23/24) in the second game of the Norman Super Regional.

HIGH SCHOOL:


Beachum lettered in softball for seven years starting in the sixth grade and ranks as the No. 14 player in the Extra Innings Extra Elite 100...in 2018 she was named First Team All-Select 30 and a USA All-American and in 2019 she earned the Gamechanger Award (Equivalent to MVP)...in 2020 she was named to the Junior Olympic Cup All-Tournament team and earned the Defensive Award as a freshman...as a sophomore in 2021 Beachum earned the Offensive Award and the Super 12 Award... she finished the season with 19 home runs, the third most in the state of Alabama for MaxPreps...she was also the Kasey Cooper Home Run Derby Champion with 80 home runs in the last round...she finished off 2021 by being named the Alabama 3A All-State Hitter of the Year...as a junior she was named the 2022 Big Bend Player of the Year and to the All-Big Bend First Team...she was also named the Florida Atlantic Coaches Association District 3 Player of the Year...she finished off the 2022 season named the Florida State University Schools Varsity Softball Most Valuable Player... Beachum was a member of the National Honor Society all four years of high school...her uncle Earnest Robinson ran

track at Alabama, her cousin Reshard Pittman played football at rice, her aunt Shanitha Pitman played basketball at Pensacola Junior College and Savannah State University and her cousin Elijahun Jackson played football at Webber University.



CAREER STATISTICS

Year	avg	gp-gs	ab	r	h	2b	3b	hr	rbi	tb	slg%	bb	hbp	so	gdp	ob%	sf	sh	sb-att	po	a	e	fld%
2024	.417	62-62	187	55	78	11	1	16	66	139	.743	34	6	14	1	.509	5	1	4-4	37	127	5	.970
2025	.304	60-60	181	51	55	11	0	11	45	99	.547	30	6	18	6	.414	3	0	4-4	44	100	9	.941
TOTAL	.361	122-122	368	106	133	22	1	27	111	238	.647	64	12	32	7	.462	8	1	8	81	228	14	.957



44 • BELLA RUGGIERO

Catcher • Redshirt Freshman • West Palm Beach, Fla. • Oxbridge Academy • Business

CAREER HIGHS

Hits:	-	RBI:	-
Doubles:	-	Runs:	-
Triples:	-	Walks:	-
Home Runs:	-	Stolen Bases:	-

FRESHMAN SEASON (2025):

Redshirted during the 2025 season.

HIGH SCHOOL:

Finished her senior season with a .617 batting average, 37 hits, 26 extra-base hits, 50 RBI and 16 home runs...Her 16 home runs led the state of Florida...Was named the Palm Beach 5A-1A Player of the Year...Was selected to compete with U18 US National Team at the WBSC World Cup Finals.. Ruggiero was named to the 3A All-State First Team her freshman season before going on to be part of the SunSentinel All-County First Team throughout her high school career while also earning two USA Today HSSA Player of the Year nominations...She was also named to the 2023 Colorado Sparkler/Firework 18U All-Tournament Team and selected to the 2024 Alliance All-Star Game...Off the field, Ruggiero brings a bright personality as well as some great academic success. She was a member of the National Honor Society and the Science National Honor Society member and qualified for magna cum laude honors.





55 • DANIKA SPINOGATTI


Catcher/Utility • Freshman • Winter Garden, Fla. • Montverde Academy • Psychology

CAREER HIGHS

Hits:	-	RBI:	-
Doubles:	-	Runs:	-
Triples:	-	Walks:	-
Home Runs:	-	Stolen Bases:	-

HIGH SCHOOL:

Dani Spinogatti hails from the prestigious Montverde Academy where she turned herself into one of the top prospects in the country. Spinogatti is the No. 29 overall player by Extra Innings Softball and is a six-time Florida Class 3A All-State honoree. In 2025, Spinogatti hit .485 with eight home runs and 40 RBI as she helped Montverde Academy to a No. 2 ranking in the country. She was a PGF All-American in 2025 and was a finalist for the 2025 Florida Gatorade Player of the Year. She was selected to the USSSA Select 30 All-Star Game in 2021 and 2022 and the Triple Crown All-Star Game in 2023. She was also the Montverde Academy Athlete of the Year and became just the 10th female athlete in school's history to win the award. Spinogatti helped Montverde Academy to its first-ever state title in 2024. Spinogatti played for the U18 Italian National Team and is currently in the process of earning Italian dual citizenship. Off the field, Spinogatti earned Highest Honors, is a member of the National Honors Society, Rho Kappa, National Spanish Honors Society and National Science Honors Society. She is the daughter of Dean and Camille Spinogatti and has one brother Zachary. Her father played basketball at Montclair State University.





77 • ANNA HINDE


Catcher • Freshman • Charlotte, N.C. • Charlotte Christian School • Cyber Criminology

CAREER HIGHS

Hits:	-	RBI:	-
Doubles:	-	Runs:	-
Triples:	-	Walks:	-
Home Runs:	-	Stolen Bases:	-

HIGH SCHOOL:

Anna Hinde was one of the top players in the 2025 class as she was ranked the No. 1 overall prospect by Legacy & Legends Softball, the No. 2 overall player in the class by MaxPreps, Extra Inning Softball and Line Drive Media. She was ranked the top infielder in the class by Extra Inning Softball. Hinde was the 2025 North Carolina Gatorade Player of the Year after she hit .679 with seven home runs and 28 RBI for Charlotte Christian to help them to a State Championship. Hinde was a First Team All-State honoree, First Team All-Conference honoree and First Team NCSAA All-American. Hinde holds the school records for career hits, home runs and single season records for batting average, runs, and walks. Hinde was also selected as a 2024 and 2025 PGF Futures All-American, joining future teammates Hayley Griggs and Bella Dimitrijevic. Hinde has been dominant for Charlotte Christian School over the course of her career. Hinde is just as impressive off the field as she holds a 4.356 GPA and is a member of the National Honors Society. Hinde is a four-time National High School Coaches Association First Team Academic All-American and was the Charlotte Observer's Girls Scholar Athlete of the Year in 2022 and 2023. Hinde plans on majoring in criminology once she arrives on campus. Hinde is the daughter of Kevin and Donna Hinde. Her dad, Kevin, played baseball at Clemson. Anna has one brother, Cameron.





HEAD COACH LONNI ALAMEDA



the Year for the seventh time in her career.

Entering her 18th season as the head coach of the Florida State softball program in 2026, Hall of Famer Lonni Alameda has guided the Seminoles back into one of the nation's best teams. After seven Women's College World Series appearances from 1987-2004, the Seminoles have returned to the final site of women's collegiate softball five times in the last 10 complete seasons (2014, 2016, 2018, 2021 and 2023), including winning the program's first NCAA National Championship in 2018, two WCWS Finals appearances in 2021 and 2023, a WCWS Semifinals appearance in 2016, as well as eight consecutive trips to the NCAA Super Regionals (2013-19, 2021). Florida State had earned seven ACC regular season/division titles in a row and six straight ACC Tournament titles heading into the 2021 season and now owns 19 ACC Tournament Championships while adding 15 ACC Regular Season Championships.

FSU has played in the NCAA postseason every year under Alameda and is one of only seven schools to participate in the NCAA Tournament in every season since 2000. Since Alameda has made Tallahassee her home, she has led the Seminoles to 14 ACC Championship game appearances in 16 full seasons, with titles in 2011, 2014, 2015, 2016, 2017, 2018, 2019, 2021 and 2023. The Seminoles have hosted a NCAA Regional the last 11 seasons and are one of just four programs (Alabama, Oklahoma and UCLA) to host a regional in each of the last 10 seasons.

Coach Alameda continued to lead the Seminoles to success in the 2025 season during some unforeseen circumstances. Alameda led the Noles to its 15th ACC Regular Season Championship, another NCAA Super Regional and a 49-12 record. Alameda announced on March 31, 2025, that she had been diagnosed with breast cancer. Alameda continued to lead the Seminoles and did not miss a game as the softball community rallied around her. FSU advanced to its 14th ACC Championship game in the last 16 seasons and hosted another NCAA Regional for the 11th consecutive season as the No. 5 seed. FSU fell to eventual National Runner-up Texas Tech in the Tallahassee Super Regional. Alameda was named ACC Coach of

FSU finished in the top 20 in every major pitching and hitting category. FSU had two NFCA All-Americans in Isa Torres and Kennedy Harp. Seven Seminoles were named to All-ACC teams led by Jazzy Francik, Jahni Kerr and Torres who were all First Team All-ACC performers.

FSU continued their reign as one of the top programs of the country in 2024 as they finished the season with a 46-16 record and reached a NCAA Super Regional for the 10th time in the last 11 seasons. After a tough start to the season where the Seminoles were 18-9 and were coming off losses in four out of its five games to the likes of Alabama, Duke and Texas, FSU went 22-1 in its next 23 games to put themselves in position to host another NCAA Regional. FSU breezed through the Tallahassee Regional as they went 3-0 in a regional for the first time since 2021. FSU's season ended in the Super Regional as they fell to eventual National Champion Oklahoma in Norman. FSU had one of the best offenses in school history as they broke the school record for batting average and scored the second-most runs in school history.

Several Seminoles had great individual success throughout the season as a school-record tying eight Seminoles were named to the All-ACC Team. Jaysoni Beachum, Michaela Edenfield, Kalei Harding and Kaley Mudge were each named to the All-ACC First Team. Ashtyn Danley, Devyn Flaherty and Isa Torres were named to the All-ACC Second Team while Jahni Kerr was named to the All-ACC Third Team. Beachum put together one of the greatest freshman seasons in school history and became the first Seminole to win the TUCCI/NFCA Division I Freshman of the Year. Beachum was also named the ACC Freshman of the Year and was a Second Team NFCA All-American. Michaela Edenfield was also named a Third Team NFCA All-American.

After a shocking exit in the 2022 Tallahassee Regional, Alameda put together one of her best coaching displays in the 2023 season. Returning all but two starters, the Seminoles were ready to prove that they are still one of the top programs in the country, and they did just that. Playing one of the toughest schedules in the country which included 29 games against ranked opponents, 26 of those away from home, the Seminoles posted a 58-11 record. The Seminoles rolled through the ACC schedule finishing 19-2 en route to another ACC Regular Season Championship. The Seminoles did not drop a single series in ACC play and also went on to defeat Syracuse, Virginia Tech and Duke in the ACC Tournament to win their second-straight ACC Championship earning Alameda the ACC Coach of the Year honor.

The Seminoles then faced maybe their toughest mental test of the season in the Tallahassee Regional Final where they fell to South Carolina to force a winner-take-all. The Seminoles responded as Second-Team All-American and ACC Pitcher of the Year Kathryn Sandercock threw the Seminoles' first-ever postseason perfect game to send the Seminoles to the Super Regional. FSU dominated Georgia in the Tallahassee Super Regional in front of back-to-back capacity crowds to advance to their fifth Women's College World Series under Alameda. FSU stayed hot in Oklahoma City winning their first three games by a combined score of 16-1 to advance to the Championship Series for the third time in their last three trips to Oklahoma City. The Seminoles ran into a buzzsaw in Oklahoma who finished with the best record in collegiate softball history to win the National Title over the Seminoles.

The Seminoles placed eight on the three All-ACC teams including Kathryn Sandercock and Jahni Kerr who were named First Team All-ACC. Alameda was also influential in the development of star freshman pitcher Makenna Reid who was named a Top 10 Finalist for the NFCA/TUCCI Freshman of the Year award and was also named a Second Team All-ACC honoree.

In 2022, the Seminoles were back on top of the ACC, winning their eighth ACC Championship under Alameda and 18th in school history. Florida State made it into the NCAA Tournament for the 22nd straight year and hosted a regional for the eighth consecutive season. Their number two national seed was the highest seeding that Florida State softball has had in the NCAA Tournament in program history. The Seminoles finished the season with a 54-7 record and a .885 winning percentage. That winning percentage is tied for the highest in a season in school history with the 1982 team that won the AIAW National Championship. The Seminole defense was a big reason why the Noles finished with 54 wins. FSU finished the season with the second-highest fielding percentage in the country (.982) and with the fifth most shutouts in the nation (20). The Florida State defense was led by first-team All-ACC members, Kathryn Sandercock, Sydney Sherrill, Kaley Mudge and Mack Leonard. Sandercock finished the season with a 1.44 ERA and a 30-3 record. Her 30 wins were the second-most in the country. Sherrill was named the ACC's Defensive Player of the Year for the third time in her career as she finished the season with a .975 fielding percentage.

The Florida State offense showed some power in 2021 finishing with 70 home runs as a team. Those 70 home runs ranked fourth in a season in school history and led to 363 runs, the sixth-most in a season in school history. The offense was led by transfer Mack Leonard who led the team with a .375 batting average, eight home runs and 49 RBI. Kalei Harding and Michaela Edenfield helped bring home the most runs for the Noles as Harding recorded 15 home runs and 11 doubles leading to a team-high 53 RBI. Edenfield had 16 home runs in her freshman season, three shy of Jessie Warren's freshman record, and accounted for 50 RBI. Sydney Sherrill capped off her career with a .321 batting average and 16 more doubles to finish her career with an ACC and FSU record of 82 career doubles.

The Seminoles came up one win short of claiming their second national title in 2021 as the Noles made it all the way to the Women's College World Series Championship Series. Florida State finished the season with a 49-13-1 record in 2021 and did it differently than years past. FSU was not the power-hitting team of old but won by playing cerebral softball with good pitching and great defense, led by second-team All-American Kathryn Sandercock and the two-time ACC Defensive Player of the Year, Sydney Sherrill. Florida State led the ACC and was ranked 22nd in the country in fielding percentage (.975) in 2021 and finished with the second-best team ERA in the ACC and 11th best in the NCAA (1.82). The Seminole defense also turned an ACC leading 33 double plays, which ranked second in the nation.

The Noles finished second in the ACC regular season and did not win the ACC Tournament for the first time since 2014 but that did not affect their postseason run as the Noles won 10 games in the NCAA Tournament and were one game away from being crowned national champions for the second time in program history. FSU cruised through the Tallahassee Regional, going 3-0 while only allowing two runs. The Noles then headed to Baton Rouge, La. to take on LSU in the Super Regional and the Seminoles swept the Tigers winning 1-0 and 4-3 in nine innings in dramatic fashion to head to the WCWS for the fourth time under Alameda. After losing their first game of the WCWS, Florida State won four straight against Arizona, Oklahoma State and Alabama (twice) to head to the championship series for the second time in program

HEAD COACH LONNI ALAMEDA

history. After winning game one against Oklahoma the Seminoles would fall in games two and three.

Half of the 2020 Seminoles were newcomers with six freshmen, three transfers and two redshirt players, as the Seminoles replaced five starters from the 2019 season. The youth on the field was matched in the coaching staff as Troy Cameron joined the team, along with many new members of the support staff in several departments. Florida State finished with a 17-7 record in the shortened 2020 season due to the COVID-19 pandemic, with nearly half of its games (11-of 24) coming against ranked teams. The Noles went 5-6 versus ranked teams in 2020, including a pair of wins over No. 1 Alabama, road wins at No. 21 Arkansas and No. 22 UCF, along with a victory against No. 19 Baylor.

The 2019 FSU Softball team posted a record year offensively, finishing with a program-best 105 home runs, which ranked third in the country and surpassed the previous best of 76 from 2018. The Noles also set school records with 423 RBI and a .330 team batting average. Finishing with a record of 55-10, FSU topped the 50-win mark for the fifth time in the last six years. Sophomore infielder Sydney Sherrill (First Team) and redshirt senior pitcher Meghan King (Second Team) each earned NFCA All-America honors, while the duo - along with Dani Morgan, Elizabeth Mason, Carsyn Gordon, Cali Harrod, Cassidy Davis and Makinzy Herzog - were among the eight Seminoles to be named to the NFCA Southeast All-Region Teams, which led the country and marked the most All-Region honorees in school history.

The Seminoles extended their ACC series unbeaten streak to 52, posting a 48-0-4 series record against conference opponents, dating back to 2012, before losing the series on the road at Louisville on April 6-8, 2019. The Noles have earned a record of 147-18 in their last 165 ACC regular-season games. From May 7, 2016, to April 6, 2018, FSU tallied 36 consecutive wins in ACC play, which ranks as the sixth-longest conference winning streak in NCAA history.

The Seminoles topped the collegiate softball world in 2018, earning their first NCAA National Championship with an 8-3 win over No. 5 Washington on June 5. Florida State earned the nickname of "Cardiac Kids" throughout the postseason as FSU tied an NCAA record of six wins in elimination games during the NCAA Tournament and the Noles had to come from behind in all three wins at the 2018 ACC Tournament. Florida State became the third team in history to lose its first game of the WCWS and come back through the loser's bracket to win the National Championship, joining Texas A&M (1983) and UCLA (2003).

Florida State earned a 58-12 record in 2018, the most wins in a single season under Alameda and it marks the fourth time in the last five seasons that FSU has topped the 50-win plateau. The Noles also set school records with 115 doubles and 76 home runs. The 115 doubles led the nation in 2018 and ranked in a tie for the eighth-most in a single season in NCAA history. Freshman Sydney Sherrill tallied 29 of those doubles to tie the NCAA single-season record and set the FSU and ACC mark, on her way to earning ACC Freshman of the Year and NFCA Third Team All-American accolades. Jessie Warren and Kylee Hanson also earned NFCA Second Team All-American honors, as the duo were named ACC Player and Pitcher of the Year, respectively.



Alameda, along with assistant coaches Travis Wilson and Craig Snider, were honored as the 2018 NFCA National Coaching Staff of the Year by helping FSU become the first ACC school to ever win a softball national championship.

Alameda and the Noles made program history in 2017, as Florida State earned a No. 1 ranking in the NFCA poll for the first time, holding the spot for eight consecutive weeks. FSU also earned its first win over the NFCA No. 1 team in the country as an 11th-inning home run by Alex Powers gave the Noles a 3-1 victory over Florida on May 3. The Seminoles added their fifth straight ACC regular-season title, posting a 24-0 record in league play, culminating in their 15th ACC tournament championship. FSU is one of four Power Five schools to post an undefeated conference season, along with Oklahoma in 2019 (18-0) and 2018 (18-0), Nebraska in 1998 (16-0) and Iowa in 1997 (22-0).

Alameda also earned her fifth ACC Coach of the Year honor in 2017, moving into a tie for second-most in league history with North Carolina's Donna J. Papa.

Florida State matched its record from 2016 by placing six members on the 2017 All-ACC First Team, including Jessica Burroughs (Pitcher of the Year) and Jessie Warren (Player of the Year and Defensive Player of the Year). Burroughs and Warren were also named NFCA First Team All-Americans, while Morgan Klavemann (second team) and Alex Powers (third team), also earned a spot on the national teams. The Noles tied for the most All-Americans in the nation with Florida and Arizona and it marked the first time in the fastpitch era that Florida State softball had received four All-American accolades.

In 2016, Alameda led Florida State back to the WCWS, reaching the semifinals for the third time in school history and ending with a No. 4 national ranking, which tied for the highest final NFCA ranking ever for FSU. The Noles posted a 55-10 record, including 11 wins over ranked opponents. FSU defeated No. 2 Michigan (1-0) and No. 3 Auburn (4-3), marking the highest-ranked wins at FSU under Alameda, and both coming away from Tallahassee as the Auburn win came on the road and the Michigan victory at the WCWS.

The Noles finished 2016 with a 21-2 record in conference play and Alameda earned ACC Coach of the Year for the fourth straight season as Jessica Burroughs and Alex Powers earned ACC Pitcher and Player of the Year honors, respectively. FSU set an ACC record with six members on the All-ACC First Team as Burroughs and Powers were joined by Ellie Cooper, Meghan King, Morgan Klavemann and Jessie Warren. Burroughs, Powers and Warren were named NFCA All-Americans, marking the sixth time that FSU had three All-Americans in the same season.

During the summer of 2016 and 2017, Alameda coached the USSSA Pride of the National Pro Fastpitch league. The Pride posted the best record in the league in both seasons.

The Seminoles reached the NCAA Super Regionals for the third consecutive season in 2015, finishing with a record of 49-14 and a No. 10 ranking in the final poll by the NFCA. FSU earned a trio of conference awards as Jessie Warren was named ACC Freshman of the Year, Lacey Waldrop secured ACC Pitcher of the Year honors for the second-straight season and Alameda was chosen as the ACC Coach of the Year for the third consecutive year.

Several Seminoles etched their name into the NCAA record book as senior Maddie O'Brien led the nation with 73 walks, good for No. 11 all-time in NCAA history. Freshman Morgan Klavemann's 26-game hitting streak is the second-longest in

THE ALAMEDA FILE

- Enters her 18th season as head coach at Florida State and 23rd year as a head coach at the Division I level
- Holds a 968-384-3 (.715) career record
- 811-226-2 (.794) record at Florida State
- Holds a 305-67-1 (.819) record in ACC play
- Guided Seminoles to the ACC title in 2011, 2014, 2015, 2016, 2017, 2018, 2019, 2021 and 2023 the conference regular season title in 2013, 2014, 2015, 2016, 2017, 2018, 2023 and 2025 and has led them to 14 title game appearances
- Was inducted into the NFCA Hall of Fame in December 2023
- As the team's pitching coach, she has helped 22 hurlers be named to the All-ACC First or Second Team since 2009
- Eight different pitchers and 14 total Seminole players have been named NFCA All-Americans
- Earned Win No. 300 vs. Fairfield on March 17, 2012
- Earned Win No. 400 at North Carolina on March 30, 2014
- Earned Win No. 500 against Jacksonville on April 6, 2016
- Earned Win No. 600 at North Florida on March 10, 2018
- Earned Win No. 700 against Detroit Mercy on February 9, 2020
- Earned Win No. 800 against North Carolina on Apr. 17, 2022.
- Earned Win No. 900 against Louisville on Apr. 6, 2024
- Helped coach the Canadian Softball Team in the 2008 and 2020 Summer Olympics
- Mountain West Conference Coach of the Year in 2005 and 2007
- Atlantic Coast Conference Coach of the Year in 2013, 2014, 2015, 2016, 2017, 2023 and 2025



HEAD COACH LONNI ALAMEDA

HEAD COACH LONNI ALAMEDA

2005 NFCA West Region Coach of the Year
2005 MWC Coach of the Year
2007 MWC Coach of the Year
2013 ACC Coach of the Year
2014 ACC Coach of the Year
2015 ACC Coach of the Year
2016 ACC Coach of the Year
2017 ACC Coach of the Year
2018 NCAA National Champion
2018 NFCA National Coaching Staff of the Year
2018 Musial Award
2021 NCAA National Runner-Up
2023 NCAA National Runner-Up
2023 ACC Coach of the Year
2025 ACC Coach of the Year
NFCA Hall of Famer (Class of 2023)
Florida Sport Hall of Famer (Class of 2025)

Coaching History

Florida State (Head Coach)	2009-Present
UNLV (Head Coach)	2004-08
Stanford (Associate Head Coach)	1996-2004
Barry University (Assistant Coach)	1994-96

Coaching Ledger

Year	Record	Conf.	Finish	Postseason
UNLV				
2004	25-35	7-13	5th	N/A
2005	44-19	17-3	2nd	NCAA Reg
2006	26-37	8-12	4th	N/A
2007	37-27	12-8	2nd	N/A
2008	25-40-1	5-15	6th	N/A
Florida State				
2009	44-16	17-4	2nd	NCAA Reg
2010	44-18	12-9	3rd	NCAA Reg
2011	32-28	9-11	1st	NCAA Reg
2012	47-16	16-5	2nd	NCAA Reg
2013	44-19	18-2	1st(R)	NCAA Supers
2014	55-9	24-3	1st	WCWS
2015	49-14	20-3	1st	NCAA Supers
2016	55-10	21-2	1st	WCWS Semis
2017	55-8-1	24-0	1st	NCAA Supers
2018	58-12	21-3	1st	National Champs
2019	55-10	19-5	1st	NCAA Supers
2020	17-7	-	-	-
2021	49-13-1	26-5-1	2nd	WCWS Final
2022	54-7	19-5	1st	NCAA Regional
2023	58-11	22-2	1st	WCWS Final
2024	46-16	19-5	2nd	Super Regional
2025	49-12	18-3	1st	Super Regional
Overall: 968-384-3 FSU: 811-226-2 ACC: 305-67-1				

Alameda versus the ACC since 2009

Opponent	Record	Current Streak
Boston College	40-2 (.952)	Won 4
Cal	3-0 (1.000)	Won 3
Clemson	7-0 (1.000)	Won 7
Duke	14-4 (.777)	Won 3
Georgia Tech	30-10 (.750)	Won 25
Louisville	20-7-1 (.794)	Lost 1
North Carolina	29-9 (.763)	Won 4
NC State	41-5 (.891)	Won 10
Notre Dame	26-5 (.838)	Won 9
Pitt	26-3 (.896)	Won 6
Stanford	0-0 (.000)	Never Met as ACC Foes
Syracuse	28-2 (.933)	Lost 1
Virginia	32-4 (.909)	Won 1
Virginia Tech	32-12 (.727)	Lost 1

FSU history and ranks No. 24 overall in NCAA history.

Florida State posted its best season in a decade with a 55-9 record in 2014 to finish ranked No. 7 in the country by both the NFCA and USA Softball. The Seminoles won 24 ACC games to set a new school and ACC mark for conference wins in a season and also set program records in runs scored (400), home runs (65), extra-base hits (168), RBI (363), walks (318) and slugging percentage (.493).

Several individuals earned regional and national awards as junior pitcher Lacey Waldrop was named USA Softball National Player of the Year. Waldrop joined Jessica van der Linden (2004) as Seminoles to win the national honor. Florida State was the first school in the country to have multiple players win the award. Waldrop joined junior shortstop Maddie O'Brien as an NFCA First Team All-American, marking the first time that FSU had placed two players on the first team in program history.

Waldrop and O'Brien also won 2014 ACC Pitcher and Player of the Year, respectively, while Alameda earned ACC Coach of the Year honors for the second year in a row. The Seminoles placed three players on the All-Region First Team, six players on the All-ACC Team, and five members on the ACC All-Tournament Team.

The signature win of the 2014 season came at the Tallahassee Super Regional when senior Courtney Senas hit a two-run, walk-off home run against No. 13 Michigan to send the Seminoles to the Women's College World Series for the first time since 2004.

It was an impressive season in 2013 for the Seminoles as they fought through several injuries to key players yet reached the NCAA Super Regionals for the first time since 2006 following a miraculous comeback against South Alabama in the Mobile Regional championship game. The five-run comeback with two outs in the top of the seventh against the 13th-seeded Jaguars personified the team's never-say-die attitude. FSU finished with a 44-19 record and Alameda was named the ACC Coach of the Year, along with a school-record four All-ACC First Team selections and five overall.

The Seminoles set a new school mark with an 18-2 record in ACC play en route to the program's 11th ACC regular-season title. As the pitching coach, Alameda was influential on one of the most dynamic duos in the nation in Lacey Waldrop and Monica Perry. Waldrop earned NFCA Third-Team All-America honors, the first at Florida State since 2009, while Perry emerged as the most dominant pitcher in ACC play.

Aside from the five total All-ACC Team members in 2013, Alameda coached her first ACC Scholar-Athlete of the Year when Kelly Hensley was recognized for the honor. Hensley also was named to the Capital One Academic All-America Third Team. Alex Powers (2017) and Kylee Hanson (2018) also have been named ACC Scholar-Athletes of the Year.

In 2012, the Seminoles achieved a mark of 47-16, their most wins since going 62-12 in 2004. Alameda led FSU to a 15-13 record against NCAA postseason teams throughout the year, which included nationally-ranked victories over No. 14 UCLA, No. 23 North Carolina twice and Women's College World Series participant LSU.

As the team's pitching coach, Alameda's influence on FSU starters Lacey Waldrop and Monica Perry was enormous. Both pitchers finished in the Top 30 nationally in earned run average, making FSU one of just five programs to have multiple pitchers in the top 30. Each hurler earned ACC Pitcher of the Week honors twice and were named to the All-ACC squad. As a unit, the Seminoles finished 10th in the country with a 1.53 team ERA. In 2012, four more student-athletes made the All-ACC Team under Alameda's watch including Tiffani Brown, Briana Hamilton, Perry and Waldrop. Brown and Shayla Jackson also were named to the NFCA All-Southeast Region Second Team.

In just her third season as head coach at Florida State, Alameda helped the Seminole softball program snap a seven-year ACC title drought to highlight an entertaining 2011 season. Despite making the conference tournament in Atlanta as the No. 4 seed, it was Alameda's season-long coaching tactics combined with the energy of her motivated group that enabled the Seminoles to storm through the competition and defeat second-seeded North Carolina, 4-1, to clinch an automatic NCAA Regional bid.

Under Alameda's guidance, the 2011 Seminoles created a noteworthy program achievement - for the first time in school history, FSU softball reached 12 consecutive NCAA Regionals. Her group also won two games in the Athens Regional, defeating Georgia State and UAB, to get to the final day of a regional for the first time since 2006.

Adding to Alameda's on and off-field influence, Sarah Hamilton became just one of two conference players in 2011 to be named to the All-ACC Team for the third time in her career. Shayla Jackson and Jen Lapicki joined Hamilton on the 2011 all-conference squad. Hamilton ended her illustrious career as one of the best pitchers in school history, with Alameda playing a large role in her success. Among her noteworthy feats, Hamilton became the first hurler in FSU history to finish with at least 1,000 career strikeouts, ending her four-year stay with 1,005 Ks.

In her second season as FSU head coach in 2010, Alameda led the Seminoles to a 44-18 record and second-consecutive appearance in not just the ACC Championship game but its 11th-straight appearance in the NCAA Division I Softball Championship. At the time, FSU's ACC Championship game appearance marked the 14th time in school history it had the chance to play for a title - a total number that was more than any other school in the conference.

Under Alameda's tutelage, the 2010 Seminoles accomplished a lot of statistical feats. Not only did FSU get off to its best start since 1993 by starting the year 20-2, but the team capped off the year with high marks in a bevy of categories. The Seminoles' .297 batting average was the best since 2003 and their 226 strikeouts at the plate were the fewest since the 1998 campaign.

Individually, Alameda coached several FSU student-athletes who earned recognition for their hard work on the field and in the classroom. Carly Wynn was named an All-ACC First Team selection and Terese Gober, Sarah

HEAD COACH LONNI ALAMEDA

Hamilton and Ashley Stager were each placed on the All-ACC Second Team. Robin Ahrberg, Tiffani Brown and Hamilton each got the nod on the ACC's All-Tournament team. Wynn and Hamilton captured Louisville Slugger/NFCA Division I All-Southeast Region Second Team honors, while Wynn was named to the ESPN The Magazine Academic All-America Third Team.

Alameda came to Florida State prior to the 2009 season and went on to surpass 200 career coaching victories in her first year in Tallahassee (she picked up win No. 300 on March 17, 2012 against Fairfield and added win No. 400 at North Carolina on March 30, 2014). The Seminoles finished the 2009 campaign with a 44-16 record and achieved the best conference record in school history at the time with a 17-4 league mark.

For her team's exploits on the field in 2009, Alameda and the Seminoles had the opportunity to host a regional in the NCAA Tournament for the first time since the 2004 season. Alameda coached several Seminoles that garnered postseason awards as Hamilton was named a Third Team Louisville Slugger/NFCA Division I All-American as a sophomore. Hamilton was also named ACC Pitcher of the Year, an ACC First Team member and to the Louisville Slugger/NFCA All-Southeast Region Team. Then-senior catcher Kaleigh Rafter was also named to the All-Region team and was an All-ACC First Team member as well. Wynn and Gober (both second team) were also student-athletes coached by Alameda who were recognized as All-ACC players.

Alameda carries an impressive coaching résumé on the international level and from 2004 to 2008 she helped in the development of Canada's National Team. She aided Canada up until the 2004 Summer Olympics and resumed as an assistant following the Rebels' 2005 season. In the summer of 2006, Canada qualified for the 2008 Summer Olympics in Beijing, China, after its strong showing in the World Championships. Alameda spent the summer of 2008 with the Canadian team, which ended its quest for the gold with a fourth-place finish at the Beijing Olympic Games. Alameda went back to the Olympics in the summer of 2021 with Canada as their pitching coach in the 2020 Tokyo Olympic Games.

Alameda came to FSU from UNLV, where she spent five seasons reviving the Rebels' program. She replaced Dr. JoAnne Graf, who retired after 30 seasons with the Seminoles. Alameda went 25-35 in her first season at UNLV in 2004, which was a four-game improvement over 2003's final tally. She then posted a staggering 44-19 mark in 2005 and the program's first trip to NCAA Regionals since 1996. Alameda was named Mountain West Conference Coach of the Year in 2005 and the entire staff garnered NFCA West Regional Coaching Staff of the Year honors.

The 2005 season featured an assault on the program's record book, appearances in the national statistical rankings and the introduction of several conference and national award winners. The 44 wins were the third-most in the program's history, while the 17 Mountain West Conference wins were the most-ever since joining the league in 1999. After being predicted to finish last in the league, UNLV excelled, placing second in the league in both the regular season and Mountain West Conference tournament.

In 2006, the squad was set back by injuries and fell to 26-37, but saw a 180-degree turnaround in 2007 and finished with a 37-27 mark as Alameda earned MWC Coach of the Year honors for the second time.

Alameda and UNLV had high hopes for 2008 and had the Rebels ranked in the ESPN.com/USA Softball Collegiate Top 25 Poll for the first time in program history. After starting the season 9-1-1, UNLV moved up to No. 18 in the ESPN.com/USA Softball Collegiate Top 25 Poll, but injuries to four starters proved costly as the season progressed.

Under Alameda's direction, the Rebels enjoyed recognition at the conference and regional level. Five Rebels garnered Louisville Slugger/NFCA All-Regional honors while 13 players earned All-Mountain West Conference accolades, including two Pitchers of the Year and one Freshman of the Year awards.

To Alameda, academics are just as important as on-the-field production. Since taking over the program, the Rebels had 58 Academic All-MWC honorees. Over that time span, the team had 10 or more honored in a season four times, including 11 softball student-athletes in 2008. The softball program had 21 MWC Scholar-Athletes selected, as well.

In her 13 seasons at Florida State, Alameda's academic priorities have been apparent. She has coached three ACC Scholar-Athletes of the Year, three academic All-Americans, eight NCAA postgraduate scholarship award winners, 16 academic all-district team members and 41 All-ACC Academic Team players.

During her tenure at UNLV, Alameda also stressed the importance of community service and had players volunteer their time at the Nevada Childhood Cancer Foundation and Child Haven while participating in breast cancer walks and blood drives. Her emphasis has not changed since arriving at FSU, with the 2011 Seminole Squad earning honors such as the SemiGnome Award for community service and routinely producing standout student-athletes who are honored for their charitable ways. One of those players was Kelly Hensley who was awarded a 2013 Top Six For Service honor. In 2014, 2015 and 2017, the Seminole softball program earned the FSU Director's Cup for Service as they averaged over 50 hours of community service per student-athlete to lead all 20 FSU varsity sports.

Alameda moved to Las Vegas after eight seasons as the assistant coach at Stanford University, where she helped guide the Cardinal to a 320-179-1 record and six straight NCAA Regional appearances. She oversaw the pitching staff there and produced three All-Americans: Becky Blevins, Marcy Crouch and Dana Sorenson.

Prior to her stint at Stanford, Alameda spent two seasons as an assistant coach at Barry University (Miami Shores, Fla.). She helped the Buccaneers to a fifth-place NCAA Division II finish in her first year. She also spent some time on the international stage, serving as an instructor for both the Aruba (1995) and Spanish (2000) national teams.

An all-around great athlete, Alameda began her collegiate career as a pitcher at St. Mary's University (San Antonio, Texas) where she led the Rattlers to the NAIA Tournament in her only season. She later transferred to Oklahoma in 1989 and played softball and volleyball for the Sooners. She was a two-time All-Big Eight selection as a first and third baseman while hitting .359 as a senior in 1992.

Alameda earned her bachelor's degree in communications from Oklahoma in 1993 and played softball professionally in Europe for a season before beginning her coaching career.





ASSISTANT COACH TRAVIS WILSON



Assistant Florida State softball coach Travis Wilson will begin his 15th season at Florida State in 2026 as he leads the Seminole offense and defense. FSU has earned nine ACC regular season/division titles, eight ACC tournament championships, 12 trips to the NCAA Super Regionals, five appearances in the Women's College World Series and won the 2018 NCAA National Championship, while posting a 691-161-2 record (.810 winning percentage) in his 14 years at Florida State. Wilson, along with head coach Lonni Alameda and former assistant coach Craig Snider, earned 2018 NFCA National Coaching Staff of the Year honors.

The Noles have turned their offensive production around under Wilson, as they have had at least 335 runs scored, 460 hits, 50 home runs and 300 RBI in 11 of the last 13 full seasons. When Wilson arrived at Florida State after the 2011 season, the Seminoles had finished the year with 286 runs scored, 40 home runs and 238 RBI. Overall, the Seminole offense has continued to see great improvement under Wilson. Since he came to campus, Florida State has set school records for batting average, runs, home runs, doubles and RBI.

Wilson helped the Noles stay on top of the college softball world in 2025 as the Seminoles won their 15th ACC Regular Season Championship and finished the season with a 49-12 record. FSU hosted a NCAA Regional for the 11th consecutive season as the No. 5 overall seed. FSU advanced to the NCAA Super Regional where they fell to eventual National Runner-Up Texas Tech. Wilson led the Noles to another record-breaking season offensively. In 2025, FSU broke the school record for batting average (.346), had the second most runs in school history (420), third most home runs in school history (83), fourth most runs in school history (452)

and fourth most hits in school history (566). FSU finished the season ranked in the top 10 nationally in batting average, hits, RBI per game, RBI, runs per game, sacrifice flies and triples. Wilson helped with the development of Isa Torres and Kennedy Harp who each earned NFCA All-America honors following the season.

FSU continued their reign as one of the top programs of the country in 2024 as they finished the season with a 46-16 record and reached a NCAA Super Regional for the 10th time in the last 11 seasons. After a tough start to the season where the Seminoles were 18-9 and were coming off losses in four out of its five games to the likes of Alabama, Duke and Texas, FSU went 22-1 in its next 23 games to put themselves in position to host another NCAA Regional. FSU breezed through the Tallahassee Regional as they went 3-0 in a regional for the first time since 2021. FSU's season ended in the Super Regional as they fell to eventual National Champion Oklahoma in Norman. FSU set the school record for batting average in a single season (.332) and scored the second-most runs in the school history (456). FSU finished top 10 nationally in runs per game, batting average, doubles, home runs per game, on-base percentage, slugging percentage and walks. Wilson helped produce some stars on Florida State's offense as Jaysoni Beachum was named the 2024 TUCCI/NFCA Division I Freshman of the Year after having the best freshman season in school history. Beachum was named the ACC Freshman of the Year and joined Michaela Edenfield as FSU's two NFCA All-America honorees.

After a shocking exit in the 2022 Tallahassee Regional, the Seminoles were ready to prove that they are still one of the top programs in the country, and they did just that. Playing one of the toughest schedules in the country which included 29 games against ranked opponents, 26 of those away from home, the Seminoles posted a 58-11 record. The Seminoles rolled through the ACC schedule finishing 19-2 en route to another ACC Regular Season Championship. The Seminoles did not drop a single series in ACC play and also went on to defeat Syracuse, Virginia Tech and Duke in the ACC Tournament to win their second-straight ACC Championship. The Seminoles went on to win both the Tallahassee Regional and the Tallahassee Super Regional to advance to the Women's College World Series. The Seminoles had their best start in school history in Oklahoma City going 3-0 to advance to the Championship Series. The Seminoles eventually fell to Oklahoma to finish as National Runner-Ups for the second time in the past three seasons.

In 2023, Wilson helped the Seminoles finish top 25 nationally in runs, slugging percentage and on-base percentage while also leading the country in doubles.

In 2021, the Seminole were back on top of the ACC, winning their 18th ACC Championship in school history. Florida State made it into the NCAA Tournament for the 22nd straight year and hosted a regional for the eighth consecutive season. Their number two national seed was the highest seeding that Florida State softball has had in the NCAA Tournament in program history. The Seminoles finished the season with a 54-7 record and a .885 winning percentage. That winning percentage is tied for the highest in a season in school history with the 1982 team that won the AIAW National Championship. The Seminole defense was a big reason why the Noles finished with 54 wins. FSU finished the season with the second-highest fielding percentage in the country (.982) and with the fifth most shutouts in the nation (20). The Florida State defense was led by first-team All-ACC members, Kathryn Sandercock, Sydney Sherrill, Kaley Mudge and Mack Leonard. Sandercock finished the season with a 1.44 ERA and a 30-3 record. Her 30 wins were the second-most in the country. Sherrill was named the ACC's Defensive Player of the Year for the third time in her career as she finished the season with a .975 fielding percentage.

The Florida State offense showed some power in 2021 finishing with 70 home runs as a team. Those 70 home runs ranked fourth in a season in school history and led to 363 runs, the sixth-most in a season in school history. The offense was led by transfer Mack Leonard who led the team with a .375 batting average, eight home runs and 49 RBI. Kalei Harding and Michaela Edenfield helped bring home the most runs for the Noles as Harding recorded 15 home runs and 11 doubles leading to a team-high 53 RBI. Edenfield had 16 home runs in her freshman season, three shy of Jessie Warren's freshman record, and accounted for 50 RBI. Sydney Sherrill capped off her career with a .321 batting average and 16 more doubles to finish her career with an ACC and FSU record of 82 career doubles.

Florida State finished the 2021 season with a 49-13-1 record in 2021 and did it differently than years past. FSU was not the power-hitting team of old but won by playing cerebral softball with good pitching and great defense, led by second-team All-American Kathryn Sandercock and the two-time ACC Defensive Player of the Year, Sydney Sherrill. Florida State led the ACC and was ranked 22nd in the country in fielding percentage (.975) in 2021 and finished with the second-best team ERA in the ACC and 11th best in the NCAA (1.82). The Seminole defense also turned an ACC leading 33 double plays, which ranked second in the nation.

In the shortened 2020 season due to the COVID-19 pandemic, the Seminoles played well and posted a 17-7 record, despite having half of the team as newcomers (11-of-22 with six freshmen, three transfers and two redshirt freshmen), as well as playing a competitive schedule with nearly half of FSU's games coming against ranked teams (11-of-24). The Noles ranked 12th in the NCAA in scoring with 6.83 runs per game and were outstanding defensively, recording a .977 fielding percentage to rank 11th in the nation and were fifth in the NCAA with 14 double plays.

Another season of record-setting offense was on display for the Seminoles in 2019, as Florida State finished third in the country with 105 home runs, easily surpassing the previous mark of 76 HRs from 2018. The Noles had seven different players with at least 10 home runs (Sydney Sherrill, Cali Harrod, Carsyn Gordon, Dani Morgan, Elizabeth Mason, Cassidy Davis and Anna Shelnett) and six with 40 or more RBI, as FSU also set a school record with 423 RBI. FSU also set a record with a .330 batting average and a .601 slugging percentage as the Noles finished in the top 20 in the NCAA in six different categories.

ASSISTANT COACH TRAVIS WILSON



Sophomore Sydney Sherrill led the team in six different categories and finished with a .405 batting average, 18 doubles, 16 home runs, 60 RBI, .762 slugging percentage and 75 hits as the infielder earned NFCA First Team All-America honors. Cali Harrod became the only player in the country since at least 2011 (as far back as the NCAA records would go) to record 15+ home runs and 40+ stolen bases in the same season, as the senior shortstop finished with 15 home runs and 43 stolen bases.

Florida State set single-season team records in doubles (115) and home runs (76) in 2018 on its way to its first NCAA National Championship. The Seminoles became the third school in WCWS history to lose its first game of the tournament and come back through the loser's bracket to win the title, joining Texas A&M (1983) and UCLA (2003). In all, the Noles won six elimination games in the NCAA Tournament, to tie an all-time record.

The 115 doubles led the country in 2018 and ranked in a tie for eighth-most in a single season in NCAA history, led by freshman Sydney Sherrill who tallied 29, which set FSU and ACC records and tied for the most in the NCAA. Senior Jessie Warren closed out her impressive career with her third NFCA All-American honor and second-straight ACC Player of the Year accolade. She led the team with a .404 batting average, 21 home runs, 70 RBI and a .836 slugging percentage

and was the 2018 WCWS Most Outstanding Player. She finished with FSU and ACC records for home runs (83), RBI (273), runs scored (229) and slugging percentage (.820). The 273 RBI ranks 10th in NCAA history, while the 83 HR are 14th all-time and her .820 slugging percentage is the 22nd-best in college softball history.

The offensive production in 2018 came from all over the lineup as 13 different players hit at least one extra-base hit, 13 players scored at least 10+ runs, eight different players had 10+ stolen bases and all nine spots in the batting order had at least one extra-base hit at the 2018 Women's College World Series.

2017 saw the Seminole offense become one of the best in the nation, as Florida State finished in the top 10 in the NCAA in eight different categories, including slugging percentage (fourth - 0.544), on-base percentage (fourth - 0.429), scoring (fifth - 6.63) and batting average (seventh - 0.329). FSU set school records with 94 doubles and 71 home runs, and along with its 24 triples became the first team since Notre Dame in 2010 to tally at least 90 doubles, 20 triples and 70 home runs in a season.

Seven different FSU players recorded over 35 RBI in 2017, led by junior Jessie Warren who topped the team with a .413 batting average, 14 doubles, 23 home runs, 68 RBI and a .922 slugging percentage as she earned NFCA First Team All-America honors, along with ACC Player and Defensive Player of the Year accolades.

FSU posted a perfect 24-0 record in ACC play in 2017 for its fifth consecutive regular-season conference title and is one of three Power Five schools to have an undefeated conference slate - Nebraska (16-0 in 1998) and Iowa (22-0 in 1997).

FSU broke several school records and nearly topped a few others in 2016 as the Noles established program records with 459 runs scored, 407 RBI and a .323 batting average. The team also finished second in FSU history with 155 stolen bases and 63 home runs, and fourth all-time with 87 doubles.

Redshirt junior Alex Powers and Jessie Warren carried the FSU offense to the 2016 WCWS semifinals, as each were named NFCA All-Americans. Powers, the 2016 ACC Player of the Year, led the team with a .396 batting average and 16 doubles while adding 16 home runs and 62 runs scored. Warren led the team and finished in the top 10 nationally with 20 home runs, 78 RBI and 72 runs scored, ranking second in FSU history in a single season in all three categories.

The 2016 offense was aggressive and effective as five players had at least 11 stolen bases, seven players had at least nine doubles and 10 different student-athletes hit a home run en route to an ACC regular season and tournament championship. The Noles set an ACC record with six members on the All-ACC First Team as Powers and Warren were joined by Jessica Burroughs, Ellie Cooper, Meghan King and Morgan Klavemann.

A pair of freshmen led the Seminole offense in 2015 as Jessie Warren earned ACC Freshman of the Year honors and finished with 19 home runs, 57 RBI and 53 runs scored to lead the team. Morgan Klavemann led the team with a .393 batting average and 20 stolen bases as the outfielder also recorded a 26-game hitting streak from March 25 to May 17. The Noles earned the ACC Championship for the second year in a row and advanced to the NCAA Super Regional round for the third consecutive season in 2015.

The 2014 Seminoles reached the Women's College World Series for the first time since 2004, posted a 55-9 record and earned the ACC regular-season title with a 24-3 mark. The 24 ACC wins set a new school and ACC record for conference wins in a season and gave the Seminoles the No. 1 seed on their way to winning their 12th ACC Tournament Championship.

Under Wilson's guidance, the Florida State lineup was dangerous from top to bottom and saw many players recognized for their success. Maddie O'Brien set new single-season school records for home runs (24), RBI (83), walks (56) and slugging percentage (.942) on her way to being named an NFCA First Team All-American and ACC Player of the Year. Courtney Senas was named to the NFCA All-Southeast Region First Team would have set school records in home runs (15) and RBI (57) if not for her teammate, as both totals were more than any Seminole had hit prior to the 2014 season.

As a team, the Seminoles set program records in runs scored (400), home runs (65), extra-base hits (168), RBI (363), walks (318) and slugging percentage (.493). These marks eclipsed several records that were set during the impressive 2013 campaign that saw FSU reach its first NCAA Super Regional since 2006. Wilson helped Florida State achieve record-breaking numbers in just his second season as the Seminoles shattered the previous home run record of 49 in 2007 by producing 60 round-trippers in 2013. For the first time ever, four Seminoles finished with double-digit home runs including Courtney Senas (14), Kelly Hensley





ASSISTANT COACH TRAVIS WILSON

(13), Maddie O'Brien (10) and Celeste Gomez (10).

Florida State's 316 RBIs in 2013 set a school record, topping the previous mark of 313 in 2004. The 2013 squad also set a program record for slugging percentage at .476, were able to win 17 games by mercy rule and recorded 20 games with double-digit base hits. Wilson also oversees the team's fielding and with early-season injuries in 2013 throwing players into makeshift positions, Wilson worked arduously with each infielder and outfielder on their mechanics and created a well-accomplished group that got the job done.

Joining assistant coach Craig Snider as the team's offensive instructors, Wilson helped the Seminoles make strides at the plate in their debut 2012 year. Coaching a youthful unit that included just one everyday senior starter, Wilson also made a great impact on the team's defensive game as it became a sound group in the field.

In 2012, the Seminoles finished the year with a .966 fielding percentage to rank in the upper echelon on a national scale. FSU became an entertaining group to watch defensively as student-athletes such as third baseman Briana Hamilton, shortstop Maddie O'Brien, second baseman Tiffani Brown and centerfielder Courtney Senas made a bevy of highlight-reel plays throughout the season. A fundamentally sound unit of infielders and outfielders collectively produced both the routine and difficult plays.

It was the solid play of FSU's defensive stalwarts that helped the Seminoles begin the 2012 season with a 16-0 record, the second-best start in school history. The 16-game win streak ties for the 12th longest winning stretch for the program.

Wilson is seen as an excellent instructional mind by FSU's student-athletes, which was evident from the first day of practice in fall 2011. He is a reliable arm for batting practice who is always offering excellent teaching points to better enlighten each player. Wilson has proven to be an absolute student of the game who utilizes various statistics in his meticulous game-day preparation.

Wilson is a native of New Zealand who has already taken on an important role in recruiting. The baseball, softball and cricket veteran serves as the Seminoles' hitting and fielding coach, using his past success as a player to better serve his student-athletes.

"Travis is from both professional baseball and the New Zealand National Program," head coach Lonni Alameda said when Wilson first arrived in summer 2011. "From the first time I met Travis I knew he would be a great fit for our program. It is not often you come across someone that has played the same game that the girls do and yet has 10 years of Major League Baseball experience. He is personable and he has won at the highest level of this game from the men's side. He has played every position you can on the field and has been among some of the world's best in men's fastpitch. I believe Travis will be able to relate to the players on a unique level as he stills plays the game. He is excited about this opportunity and can help our program get to the next level."

Alameda's words have become prophetic so far, with Wilson doing an excellent job of working with each student-athlete and enhancing their overall game. In his 13 seasons of work, countless players have improved their offense and expanded their defensive abilities through the work of Wilson.

From 1996-2004, Wilson played seven seasons in the Atlanta Braves organization covering all stops from Rookie Ball to Triple-A. He enjoyed much success in his professional stint, being named an All-Star for the Appalachian League (1998), South Atlantic League (1999) and the Carolina League (2000). He was named Carolina League Player of the Year for the Myrtle Beach Pelicans and led the Grapefruit League in hitting for the Braves during spring training in 2001.

Wilson ended his professional career in 2004 with the Cincinnati Reds organization in Chattanooga, Tenn. As a softball player in New Zealand for the Black Sox, he made his debut as a 16-year old in 1994 and was named both the New Zealand Softballer of the Year and the Canterbury Softballer of the Year after posting a team-best .396 batting average in 1996. He would earn the Canterbury Player of the Year honor multiple times and become one of his country's biggest softball ambassadors. Wilson also was named the New Zealand Softballer of the Year in 2006 and was voted into the New Zealand Softball Hall of Fame in 2017.

Wilson's most recent baseball stint was as an instructor for the Idaho Falls, a Rookie League team of the Kansas City Royals. His tasks included scouting the Pioneer League, writing reports and utilizing video while communicating with the Royals organization on several prospects. His efforts have helped the Royals claim their status of having the best farm system in Major League Baseball, as asserted by several minor-league publications. On the field, he helped his players develop their infield/outfield skills, base running and hitting mechanics. Wilson also served as an expert commentator for the ISF Men's World Softball Series and was a fielding coach and video analyst for the Black Caps of the New Zealand Cricket Association.

From 2015-2017, he served as the assistant coach for the USSSA Pride of the National Pro Fastpitch league, helping the Pride lead the league in the regular-season standings and finish second in the postseason in all three seasons.

Wilson is married to his wife, Jill. The two have a son named Tyler and a daughter named Josie.



ASSISTANT COACH TROY CAMERON



Assistant Florida State softball coach Troy Cameron will begin his 7th season at Florida State in 2026 as he helps lead the Seminole offense and defense. Cameron came to Tallahassee after seven years as the high school baseball coach at St. Thomas Aquinas in Fort Lauderdale, Fla. FSU has earned two ACC Tournament championships, three trips to the NCAA tournament two appearances in the Women's College World Series, in which the Seminoles finished as national runners-up in both 2021 and 2023, while posting a 273-66-1 record (.805 winning percentage) in his six years at Florida State.

Cameron helped the Noles stay on top of the college softball world in 2025 as the Seminoles won their 15th ACC Regular Season Championship and finished the season with a 49-12 record. FSU hosted a NCAA Regional for the 11th consecutive season as the No. 5 overall seed. FSU advanced to the NCAA Super Regional where they fell to eventual National Runner-Up Texas Tech. Cameron helped the Noles to another record-breaking season offensively. In 2025, FSU broke the school record for batting average (.346), had the second most runs in school history (420), third most home runs in school history (83), fourth most runs in school history (452) and fourth most hits in school history (566). FSU finished the season ranked in the top 10 nationally in batting average, hits, RBI per game, RBI, runs per game, sacrifice flies and triples.

FSU continued their reign as one of the top programs of the country in 2024 as they finished the season with a 46-16 record and reached a NCAA Super Regional for the 10th time in the last 11 seasons. After a tough start to the season where the Seminoles were 18-9 and were coming off losses in four out of its five games to the likes of Alabama, Duke and Texas, FSU went 22-1 in its next 23 games to put themselves in position to host another NCAA Regional. FSU breezed through the Tallahassee Regional as they went 3-0 in a regional for the first time since 2021. FSU's season ended in the Super Regional as they fell to eventual National Champion Oklahoma in Norman. FSU set the school record for batting average in a single season (.332)

and scored the second-most runs in the school history (456). FSU finished top 10 nationally in runs per game, batting average, doubles, home runs per game, on-base percentage, slugging percentage and walks. Cameron helped produce some stars on Florida State's offense as Jaysoni Beachum was named the 2024 TUCCI/NFCA Division I Freshman of the Year after having the best freshman season in school history. Beachum was named the ACC Freshman of the Year and joined Michaela Edenfield as FSU's two NFCA All-America honorees.

After a shocking exit in the 2022 Tallahassee Regional, the Seminoles were ready to prove that they are still one of the top programs in the country, and they did just that. Playing one of the toughest schedules in the country which included 29 games against ranked opponents, 26 of those away from home, the Seminoles posted a 58-11 record. The Seminoles rolled through the ACC schedule finishing 19-2 en route to another ACC Regular Season Championship. The Seminoles did not drop a single series in ACC play and also went on to defeat Syracuse, Virginia Tech and Duke in the ACC Tournament to win their second-straight ACC Championship. The Seminoles went on to win both the Tallahassee Regional and the Tallahassee Super Regional to advance to the Women's College World Series. The Seminoles had their best start in school history in Oklahoma City going 3-0 to advance to the Championship Series. The Seminoles eventually fell to Oklahoma to finish as National Runner-Ups for the second time in the past three seasons.

In 2021, the Seminole were back on top of the ACC, winning their 18th ACC Championship in school history. Florida State made it into the NCAA Tournament for the 22nd straight year and hosted a regional for the eighth consecutive season. Their number two national seed was the highest seeding that Florida State softball has had in the NCAA Tournament in program history. The Seminoles finished the season with a 54-7 record and a .885 winning percentage. That winning percentage is tied for the highest in a season in school history with the 1982 team that won the AIAW National Championship. The Seminole defense was a big reason why the Noles finished with 54 wins. FSU finished the season with the second-highest fielding percentage in the country (.982) and with the fifth most shutouts in the nation (20). The Florida State defense was led by first-team All-ACC members, Kathryn Sandercock, Sydney Sherrill, Kaley Mudge and Mack Leonard. Sandercock finished the season with a 1.44 ERA and a 30-3 record. Her 30 wins were the second-most in the country. Sherrill was named the ACC's Defensive Player of the Year for the third time in her career as she finished the season with a .975 fielding percentage.

The Florida State offense showed some power in 2021 finishing with 70 home runs as a team. Those 70 home runs ranked fourth in a season in school history and led to 363 runs, the sixth-most in a season in school history. The offense was led by transfer Mack Leonard who led the team with a .375 batting average, eight home runs and 49 RBI. Kalei Harding and Michaela Edenfield helped bring home the most runs for the Noles as Harding recorded 15 home runs and 11 doubles leading to a team-high 53 RBI. Edenfield had 16 home runs in her freshman season, three shy of Jessie Warren's freshman record, and accounted for 50 RBI. Sydney Sherrill capped off her career with a .321 batting average and 16 more doubles to finish her career with an ACC and FSU record of 82 career doubles.

Florida State finished the 2021 season with a 49-13-1 record in 2021 and did it differently than years past. FSU was not the power-hitting team of old but won by playing cerebral softball with good pitching and great defense, led by second-team All-American Kathryn Sandercock and the two-time ACC Defensive Player of the Year, Sydney Sherrill. Florida State led the ACC and was ranked 22nd in the country in fielding percentage (.975) in 2021 and finished with the second-best team ERA in the ACC and 11th best in the NCAA (1.82). The Seminole defense also turned an ACC leading 33 double plays, which ranked second in the nation.

During Cameron's first full season with the Seminoles in 2021, he helped lead them to the Women's College World Series as they earned a spot in the championship series against Oklahoma. Under his coaching, the Florida State defense recorded 33 double plays in 2021 which led the ACC and was second in the nation. Florida State was in the top-ten in 11 different statistical categories, including No. 1 in double plays, fielding percentage, shutouts, stolen bases and walks. The Seminoles finished the season with a 49-13-1 record as they ended the season ranked second in the country.



Thrown into the fire immediately in his first season working in softball, Florida State posted a 17-7 record during the shortened 2020 season due to the COVID-19 pandemic, as half of the players on the roster were new like him (11-of-22 with six freshmen, three transfers and two redshirt freshmen) and the Seminoles played nearly half of their games against ranked teams (11-of-24). The Noles earned five ranked wins on the season, including a pair of wins over No. 1 Alabama, road wins at No. 21 Arkansas and No. 22 UCF, along with a win against No. 19 Baylor. FSU finished in the top 35 of the NCAA in 10 different categories, including ranking fifth in double plays (14), 11th in fielding percentage (.977) and 12th in scoring (6.83 runs per game).

A first-round draft pick by the Atlanta Braves in 1997 (29th overall), Cameron played nine years of professional baseball with five different organizations - Atlanta, Cleveland, Colorado, Chicago White Sox and San Diego. Cameron signed a national letter of intent to play college baseball at Florida State under Mike Martin but pursued professional baseball out of high school after he was drafted in the first round.



ASSISTANT COACH TROY CAMERON

Cameron reunited with FSU assistant coach Travis Wilson, as the pair made their professional baseball debuts in Rookie League together with the Danville Braves in 1997. Cameron and Wilson were roommates, as well as teammates, for five different seasons within the Braves organization through Rookie, A and A+ ball from 1997-2001.

Through his nine seasons of professional baseball as an infielder, advancing to AAA with the Portland Beavers, Cameron posted a career batting average of .238 with 782 hits, 178 doubles, 26 triples, 122 home runs, 477 RBI and 496 runs scored.

Along with being the coach of St. Thomas Aquinas, he has worked with USA Baseball in numerous capacities since 2013, including as an assistant on the 15U National Team in 2017, which won the gold medal at the Pan Am Championships.

At the helm of the STA Raiders, Cameron was named the District Coach of the Year in all seven seasons (2013-19), led the Raiders to District Championships and the Regional semifinals each year, including two regional championships (2013 & 2018) and the 2018 FHSAA 8A State Championship. He has coached seven players that have been drafted and are currently playing professional baseball, as well as 49 players that have gone to play college baseball, with 22 at the Division I level.

A graduate of Florida Atlantic in 2012, Cameron has worked in insurance along with coaching baseball at St. Thomas Aquinas. Cameron is married to his wife Lauren, and they have a daughter Jaden and a son Crew.



ASSISTANT COACH KALEIGH RAFTER



After two seasons as the Seminoles' volunteer assistant coach, Kaleigh Rafter was promoted to assistant coach prior to the 2024 season. Rafter also currently serves as the head coach for the Canadian National Team. Rafter enters her third season as an assistant coach for the Noles in 2026. Rafter primarily works with the Seminoles' catchers and offense.

Rafter helped the Noles stay on top of the college softball world in 2025 as the Seminoles won their 15th ACC Regular Season Championship and finished the season with a 49-12 record. FSU hosted a NCAA Regional for the 11th consecutive season as the No. 5 overall seed. FSU advanced to the NCAA Super Regional where they fell to eventual National Runner-Up Texas Tech. Rafter helped the Noles to another record-breaking season offensively. In 2025, FSU broke the school record for batting average



(.346), had the second most runs in school history (420), third most home runs in school history (83), fourth most runs in school history (452) and fourth most hits in school history (566). FSU finished the season ranked in the top 10 nationally in batting average, hits, RBI per game, RBI, runs per game, sacrifice flies and triples. Rafter was a key influence in the development of catcher Michaela Edenfield who earned All-America honors in 2023 and was selected in the second round of the AUSL Draft to the Volts.

FSU continued their reign as one of the top programs of the country in 2024 as they finished the season with a 46-16 record and reached a NCAA Super Regional for the 10th time in the last 11 seasons. After a tough start to the season where the Seminoles were 18-9 and were coming off losses in four out of its five games to the likes of Alabama, Duke and Texas, FSU went 22-1 in its next 23 games to put themselves in position to host another NCAA Regional. FSU breezed through the Tallahassee Regional as they went 3-0 in a regional for the first time since 2021. FSU's season ended in the Super Regional as they fell to eventual National Champion Oklahoma in Norman. FSU set the school record for batting average in a single season (.332) and scored the second-most runs in the school history (456). FSU finished top 10 nationally in runs per game, batting average, doubles, home runs per game, on-base percentage, slugging percentage and walks. Rafter helped produce some stars on Florida State's offense as Jaysoni Beachum was named the 2024 TUCCI/NFCA Division I Freshman of the Year after having the best freshman season in school history. Beachum was named the ACC Freshman of the Year and joined Michaela Edenfield as FSU's two NFCA All-America honorees.

In 2023, Rafter helped the Seminoles finish top 25 nationally in runs, slugging percentage and on-base percentage while also leading the country in doubles.

Rafter helped the Seminoles to a National Runner-Up finish at the 2023 Women's College World Series and helped FSU to an ACC Regular Season Championship and another ACC Tournament Championship.

Rafter competed with the Canadian Women's National Team for 15 seasons. She is a two-time Olympian, a four-time Pan American Games medallist (one gold; three silver) and represented Canada in five WBSC World Cups, winning three bronze medals. She also won a gold medal at the 2007 Universiade (World University Games) and played two seasons of professional softball in Japan and one in the National Pro Fastpitch League.

While competing with the Canadian National Team, Rafter had the opportunity to coach at the NCAA level, serving as a student assistant coach and volunteer coach in several stints at Florida State University (2009-2010; 2012-2013; 2015 and currently) and as an assistant coach at the University of New York at Buffalo (2015-2016) and the University of Virginia (2016-2019). Rafter is a Competition - Development Certified coach in the Coaching Association of Canada's National Coaching Certification Program (NCCP).

Rafter's collegiate career was split between the University of Detroit (2005-07) and Florida State University (2009) where she transferred after the 2008 Olympics to join Lonni Alameda who had worked with Team Canada for the Games. She set a Detroit single season home run record in 2007 while earning Horizon League Player of the Year honours. Rafter played professionally in Japan for Team Honda for two seasons.





PLAYER PERFORMANCE DIRECTOR ELLIE COOPER



Before the 2023 season, Ellie Cooper was named the Player Performance Director for the Seminoles. She is in charge of implementing and developing the mental game and player performance while assisting with technology, video and the day-to-day operations of Florida State softball.

FSU continued their reign as one of the top programs of the country in 2024 as they finished the season with a 46-16 record and reached a NCAA Super Regional for the 10th time in the last 11 seasons. After a tough start to the season where the Seminoles were 18-9 and were coming off losses in four out of its five games to the likes of Alabama, Duke and Texas, FSU went 22-1 in its next 23 games to put themselves in position to host another NCAA Regional. FSU breezed through the Tallahassee Regional as they went 3-0 in a regional for the first time since 2021. FSU's season ended in the Super Regional as they fell to eventual National Champion Oklahoma in Norman. FSU set the school record for batting average in a single season (.332) and scored the second-most runs in the school history (456). FSU finished top 10 nationally in runs per game, batting average, doubles, home runs per game, on-base percentage, slugging percentage and walks. Wilson helped produce some stars on Florida State's offense as Jaysoni Beachum was named the 2024 TUCCI/NFCA Division I Freshman of the Year after having the best freshman season in school history. Beachum was named the ACC Freshman of the Year and joined Michaela Edenfield as FSU's two NFCA All-America honorees.

In her first season in the new role, Cooper was a vital piece to the Seminoles' success in the 2023 season. Under Cooper, the Seminoles posted a 58-11 record and were National Runner-Ups at the Women's College World Series. The Seminoles also won another ACC Regular Season Championship after going 19-2 in conference play and won their second-straight ACC Tournament Championship.

Cooper was a member of the Seminoles from 2014-17 and was on staff as a Student Assistant during the Seminoles' 2018 National Championship run.

During her time at Florida State, she was named to the All-ACC team twice (2015 and 2016) and was named a member of the NFCA Southeast All-Region Second Team in 2016. During her time in Tallahassee, she hit .319 with 122 RBI, 31 doubles, seven triples and seven home runs while getting on base 41.7 percent of the time. Cooper was a mainstay at second base, playing in 243 games in her career and finishing with a .960 fielding percentage.

In her four seasons at FSU, the Noles won four ACC Championships and reached four NCAA Super Regionals with two trips to the Women's College World Series.



SOFTBALL SUPPORT STAFF



Cindy Hartmann
Softball Sport Administrator



Kristin Tubeck
Director of Softball Operations



Ellie Cooper
Player Performance Director



Katie Dack
Graduate Assistant



Zoe Hicks
Graduate Assistant



Frankie Grizzle-Malgrat
Equipment



Eunice Hernandez
Athletic Trainer



Tim Hofmann
Public Relations



Reid Littleford
Facilities and Events




Jen Masello
Nutritionist



Reed Melancon
Marketing



Morgan Moritz
Unconquered Media



Matthew Newland
Academic Advisor



Steve Shults
Compliance



Bailey Victoria
Strength and Conditioning



Olivia Ammon
Social Media Intern



David Frank
Analytics Intern



Mackenzie Rearden
Social Media Intern



Morgan Mordas
Student Manager



Nolan Desimone
Student Manager



Kassidy Moore
Student Manager




Ava Rearden
Student Manager



Paige Sandidge
Student Manager



Hannah Slike
Student Manager



Karter Thorp
Student Manager



Emma Wolfgramm
Student Manager



2025 FINAL STATISTICS

2025 Florida State Softball Overall Statistics for Florida State (as of May 24, 2025) (All games Sorted by Batting avg)

Record: 49-12 Home: 21-6 Away: 15-4 Neutral: 13-2 ACC: 18-3

Player	avg	gp-gs	ab	r	h	2b	3b	hr	rbi	tb	slg%	bb	hp	so	gdp	ob%	sf	sh	sb-att	po	a	e	fld%	
3 Isa Torres	.436	60-60	218	70	95	13	2	9	45	139	.638	15	1	5	0	.472	1	0	11-12	76	112	9	.954	
23 Kennedy Harp	.412	49-49	153	56	63	7	10	9	49	117	.765	25	1	24	0	.492	2	0	15-18	53	0	2	.964	
4 Jahni Kerr	.381	52-48	155	36	59	5	2	9	42	95	.613	9	0	14	0	.415	0	3	1-3	66	1	1	.985	
9 Shelby McKenzie	.371	38-15	62	11	23	3	1	2	21	34	.548	8	1	5	0	.451	0	0	0-0	15	0	0	1.000	
77 Katie Dack	.342	60-57	152	43	52	9	0	15	51	106	.697	28	1	32	2	.438	4	0	3-4	20	3	2	.920	
51 Michaela Edenfield	.331	61-61	154	35	51	14	1	10	50	97	.630	42	9	19	2	.490	3	0	4-4	260	18	4	.986	
7 Angelee Bueno	.318	56-31	85	13	27	7	0	1	14	37	.435	6	2	10	0	.372	1	0	1-2	232	7	6	.976	
42 Jaysoni Beachum	.304	60-60	181	51	55	11	0	11	45	99	.547	30	6	18	6	.414	3	0	4-4	44	100	9	.941	
66 Annabelle Widra	.299	42-30	67	9	20	3	4	1	15	34	.507	7	3	11	0	.370	4	2	2-2	24	27	3	.944	
12 Amaya Ross	.281	56-37	96	34	27	3	0	5	17	45	.469	17	5	13	0	.405	3	1	21-22	148	4	7	.956	
1 Hallie Wacaser	.260	55-49	127	21	33	6	0	7	33	60	.472	16	10	17	2	.383	1	0	7-8	34	3	2	.949	

11 Ashtyn Danley	.386	32-22	70	12	27	3	0	2	14	36	.514	4	2	3	0	.429	1	0	0-0	7	33	2	.952	
2 Addie DeLong	.333	55-1	30	23	10	1	1	0	2	13	.433	4	1	4	0	.417	1	1	6-9	19	2	0	1.000	
22 Annie Potter	.294	46-15	34	12	10	2	0	1	9	15	.441	1	0	4	0	.314	0	5	3-6	27	20	4	.922	
27 Krystina Hartley	.265	49-31	34	12	9	2	0	1	7	14	.412	6	3	7	0	.391	3	0	1-2	55	61	4	.967	
24 Madi Frey	.250	40-2	20	14	5	2	0	0	7	7	.350	2	1	2	0	.348	0	0	2-2	78	4	1	.988	
31 Makenna Reid	.000	2-2	0	0	0	0	0	0	0	0	.000	0	0	0	0	.000	0	0	0-0	0	3	1	.750	
32 Jazzy Francik	.000	2-1	0	0	0	0	0	0	0	0	.000	0	0	0	0	.000	0	0	0-0	2	19	0	1.000	
Totals	.346	61	1638	452	566	91	21	83	421	948	.579	220	46	188	12	.431	27	12	81-98	1163	435	61	.963	
Opponents	.224	61	1479	155	331	42	10	38	142	507	.343	92	20	316	13	.278	3	22	32-42	1118	391	73	.954	

LOB - Team (374), Opp (294). DPs turned - Team (14), Opp (19). TPs turned - Team (1). CI - Team (0), Opp (1). IBB - Team (1), J. Beachum 1, Opp (2). Picked off - S. McKenzie 1, M. Edenfield 1.

(All games Sorted by Earned run avg)

Player	era	w-l	app	gs	cg	sho	sv	ip	h	r	er	bb	so	2b	3b	hr	b/avg	wp	hp	bk	sfa	sha
32 Jazzy Francik	1.51	10-3	36	7	3	3/6	8	92.2	66	27	20	19	87	7	1	6	.191	0	2	0	0	4
11 Ashtyn Danley	1.60	14-2	36	17	1	0/7	4	105.0	98	32	24	38	74	14	1	5	.246	11	5	0	0	6
31 Makenna Reid	1.81	3-2	12	10	0	0/2	0	27.0	20	10	7	6	22	4	3	0	.196	1	2	0	0	3
66 Annabelle Widra	2.85	10-3	25	12	0	0/4	2	73.2	70	36	30	8	46	7	4	16	.243	2	2	0	0	3
17 Julia Apsel	2.96	12-2	30	13	0	0/5	0	78.0	61	39	33	17	77	7	1	9	.210	2	9	0	3	5
10 Mimi Gooden	4.42	0-0	10	2	0	0/3	0	12.2	16	11	8	4	10	3	0	2	.291	2	0	0	0	1
Totals	2.20	49-12	61	61	4	15/12	14	389.0	331	155	122	92	316	42	10	38	.224	18	20	0	3	22
Opponents	7.34	12-49	61	61	12	5/1	1	372.2	566	452	391	220	188	91	21	83	.346	56	46	0	27	12

PB - Team (6), M. Edenfield 6, Opp (9). Pickoffs - Team (3), M. Edenfield 2, A. Danley 1. SBA/ATT - M. Edenfield (28-38), A. Danley (13-18), J. Apsel (7-9), J. Francik (5-6), A. Widra (3-4), M. Frey (4-4), M. Reid (2-3), M. Gooden (2-2).

LAST TIME IT HAPPENED

TEAM

Defeated a No. 1 team	vs. No. 1 Oklahoma (8-4) - WCWS, June 8, 2021
Defeated a top-five team	vs. No. 2 Florida (4-0), April 2, 2025
Defeated a top-10 team	vs. No. 9 Stanford (4-0) - February 15, 2024
Defeated a top-25 team	vs. No. 20 Duke (3-2), May 9, 2025
Won when trailing after six innings	vs. SE Louisiana (trailed 4-2 after six), February 21, 2025
Lost when leading after six innings	vs. No. 14 Clemson (Led 1-0 after six), May 10, 2025
Scored 10-14 runs	vs. Robert Morris, May 16, 2025
Scored 15-19 runs	at Cal (16-3), April 13, 2025
Scored 20 or more runs	vs. Detroit Mercy (22-0), February 8, 2020
Allowed 5-9 runs	vs. Auburn (3-8), May 18, 2025
Allowed 10-14 runs	at No. 18 Duke (12-11), March 22, 2025
Allowed 15 or more runs	vs. No. 9 Florida (13-15), May 1, 2024
Recorded 10-14 hits	vs. USF (11), May 17, 2025
Recorded 15 or more hits	at Louisville (15), April 25, 2025
Hit five doubles	at No. 15 Virginia Tech, May 3, 2025
Hit six doubles	vs. Mercer, March 1, 2025
Hit seven or more doubles	vs. Florida Gulf Coast (7), February 24, 2023
Hit two triples	vs. Pitt, March 15, 2025
Hit three or more triples	vs. Pitt, March 15, 2025
Hit three home runs	vs. USF, May 17, 2025
Hit four home runs	at Cal, April 13, 2025
Hit five or more home runs	at Pitt (7), March 24, 2024
Hit back-to-back home runs	vs. Georgia Tech (Jahni Kerr and Katie Dack), May 9, 2025
Hit three consecutive home runs	vs. USF - NCAA Regionals (Cali Harrod, Carsyn Gordon and Sydney Sherrill), May 18, 2019
Hit four consecutive home runs	vs. USF - NCAA Regionals (Zoe Casas, Cali Harrod, Carsyn Gordon and Sydney Sherrill), May 18, 2019
Hit three home runs in an inning	at Pitt (Amaya Ross, Jahni Kerr, Katie Dack), March 24, 2024
Hit four home runs in an inning	vs. Ohio State (Jahni Kerr, Isa Torres, Michaela Edenfield, Kennedy Harp, February 14, 2025
Stole six bases	at No. 15 Virginia Tech, May 2, 2025
Stole seven bases	at Portland State, March 11, 2025
Stole eight or more bases	8 vs. No. 22 Louisiana, Feb. 19, 2023
Drew 10 or more walks	vs. Florida A&M (14), February 20, 2025
Did not draw a walk	at Louisville, April 27, 2025
Did not strike out	vs. Pitt, March 14, 2025
Shut out a team	vs. Georgia Tech (8-0), May 8, 2025
Was shutout	vs. No. 12 Texas Tech (0-3), May 22, 2025
Pitched an immaculate inning	Mimi Gooden, at Portland State, March 11, 2025
Pitched a no-hitter	at No. 15 Virginia Tech (Jazzy Francik)
Pitched a perfect game	vs. South Carolina (Kathryn Sandercock), May 21, 2023
Was no-hit	vs. No. 6 Oregon (Megan Kleist), FSU won 2-1, March 4, 2018
Won on a walk-off	Isa Torres vs. NC State (5-4), March 29, 2025
Completed a triple play	Isa Torres, Krystina Hartley, Angelee Bueno (6-4-3-2 Triple Play) vs. Auburn, May 18, 2025

INDIVIDUAL

Scored four or more runs in a game	Jaysoni Beachum (4), at No. 15 Virginia Tech, May 2, 2025
Had four or more hits in a game	Jaysoni Beachum (4) at Portland State, March 11, 2025
Had at least a 10-game hitting streak	Jahni Kerr (13), March 8, 2025-April 2, 2025
Had at least a 15-game hitting streak	Makinzy Herzog (15), March 2-20, 2019
Hit two doubles in a game	Angelee Bueno, at No. 15 Virginia Tech, May 3, 2025
Hit three or more doubles in a game	Carsyn Gordon (3), at Georgia Tech, April 1, 2018
Hit two or more triples in a game	Kennedy Harp (2), vs. Mercer, March 1, 2025
Hit two or more home runs in a game	Amaya Ross (2), vs. USF, May 17, 2025
Hit two or more home runs in an inning	Anna Shelnett (three-run, grand slam - third inning), vs. Virginia - ACC, May 11, 2017
Hit a grand slam	Jahni Kerr at Cal, April 13, 2025
Hit for the cycle	Ashley Stager, vs. Virginia, May 1, 2010
Hit a walk-off home run	Isa Torres, vs. NC State, March 28, 2024
Hit an inside-the-park home run	Carsyn Gordon (solo), vs. Auburn (2-1 in 8 inn) - NCAA Regionals, May 19, 2018
Stole home	Jaysoni Beachum, vs. Virginia, April 6, 2025
Stole three bases in a game	Kennedy Harp at Portland State, March 11, 2025
Stole four bases or more in a game	Cali Harrod (4), at North Florida, March 10, 2018
Drew three walks in a game	Jaysoni Beachum, at No. 15 Virginia Tech, May 2, 2025
Drew four or more walks in a game	Sydney Sherrill (4), at No. 22 UCF, March 4, 2020
Was hit by at least two pitches in a game	Hallie Wacaser (2) vs. SE Louisiana, February 21, 2025
Recorded five RBIs in a game	Michaela Edenfield vs. Mercer, March 1, 2025
Recorded six RBIs in a game	Jahni Kerr (6), at Cal, April 13, 2025
Recorded seven or more RBI in a game	Kalei Harding (7), vs. Charlotte, February 9, 2024
Two players had four or more RBI in a game	Cassidy Davis (6) and Sydney Sherrill (4), vs. Troy, March 21, 2018
Three players had four or more RBI in a game	Ellie Cooper (5), Alex Powers (4) and Carsyn Gordon (4), at Syracuse, April 8, 2017
First career hit was a home run	Emma Wilson, vs. Louisville, April 23, 2021
Pitched a no-hitter	Jazzy Francik, at No. 15 Virginia Tech, May 3, 2025
Pitched a perfect game	Kathryn Sandercock, vs. South Carolina, May 21, 2023
Had 10-14 strikeouts	Jazzy Francik (12), at Saint Mary's, April 9, 2025
Had 15 or more strikeouts	Lacey Waldrop (18), at Florida, March 27, 2013
Won 10-14 consecutive decisions	Ashtyn Danley, (14), Feb. 14, 2025-present
Won 15-20 consecutive decisions	Makenna Reid, (18), Feb. 9, 2023 to March 20, 2024



NATIONAL PLAYERS OF THE YEAR



JESSICA VAN DER LINDEN

2004 USA Softball Player of the Year

- Jessica van der Linden was one of the top two-way players in Florida State softball history.
- Van der Linden was a two-time First Team All-American in 2003 and 2004.
- Van der Linden was a four-time All-ACC selection and was named the ACC Player of the Year in 2004.
- Van der Linden was inducted into FSU's Hall of Fame in 2014.
- In 2004, van der Linden finished the season with a 0.60 ERA in 246.1 innings. She recorded 387 strikeouts compared to just 51 walks. Her 387 strikeouts is the most ever by a FSU player.
- Along with her pitching, van der Linden was phenomenal in the batter's box.
- Jessica's .361 career batting average is tied for fourth in school history.
- She also ranks in the top 10 in hits, doubles, triples, RBI and walks.
- Van der Linden helped the Noles to two Women's College World Series appearances in 2002 and 2004, ending a nine-year drought for the Seminoles.



LACEY WALDROP

2014 USA Softball Player of the Year


- Lacey Waldrop was one of Lonni Alameda's first top pitchers at FSU and helped the Noles to the Women's College World Series in 2014.
- Waldrop was a four-time All-ACC selection and a three-time All-American.
- Waldrop is one of two Seminoles to win multiple ACC Pitcher of the Year awards as she won the award in back-to-back seasons in 2014 and 2015. Jessica Burroughs won the award in 2016 and 2017.
- During the 2014 season, Waldrop finished with a 1.13 ERA and a school record 38 wins in 48 appearances.
- In her four seasons at FSU, Waldrop never had more than a 1.53 ERA which came in her sophomore season.
- Waldrop finished her career in the top 10 in FSU history for appearances, innings pitched, wins, strikeouts and saves. Waldrop's 287 strikeouts in 2014 ranks ninth in school history.
- Waldrop went on to play three seasons professionally with the Chicago Bandits from 2015-17.

DARBY COTTLE

1982 Broderick Award

- Darby Cottle was one of the top players in all of softball during her time at Florida State.
- Cottle was a two-time All-American in 1981 and 1982 for the Seminoles.
- She earned the 1982 Broderick Award which was awarded to the top slow-pitch softball player in the country.
- Over the course of her career, Cottle hit .425 in 222 games while driving in 181 runs.
- In the 1982 season, Cottle hit .459 with 10 home runs and 44 RBI.


RAWLINGS GOLD GLOVE WINNERS



JESSI WARREN

2019 Rawlings Gold Glove Winner

- Jessi Warren ended her career as one of the best to ever play softball at Florida State, in the ACC and in the history of the NCAA as she led the Seminoles to their first NCAA National Championship.
- Finished with the FSU and ACC records for home runs (83), RBI (273), runs scored (229) and slugging percentage (.820)...The 273 RBI ranks eighth in NCAA history, while the 83 HR are tied for eighth all-time and her .820 slugging percentage is the 13th-best in college softball history.
- She also set the school record for career batting average (.391) and tied for the most doubles in a career (51), while finishing second in FSU history with 289 hits, third with 515 defensive assists and sixth all-time with 121 walks.
- Led the team in 2018 in eight different categories, including a .404 batting average with 21 home runs, 70 RBI and a .836 slugging percentage.
- Added 14 doubles, 44 runs scored, 36 walks and five stolen bases...had a team-high 22 multi-RBI games and was second on the team with 19 multi-hit games.
- Named an NFCA All-American for the third consecutive season and is just the fourth Seminole in program history to be a three-time All-American.
- Was selected as the ACC Player of the Year for the second year in a row and received All-ACC First Team honors for the fourth time, becoming the second player in league history to be named to the All-ACC First Team in all four seasons.
- Tied a Women's College World Series record with 13 hits and finished with a .520 batting average, two doubles, two home runs, four RBI and six runs scored in Oklahoma City to earn 2018 WCWS Most Outstanding Player honors.



SYDNEY SHERRILL

2022 Rawlings Gold Glove Winner

- Sydney Sherrill continued Warren's legacy at third base to become one of the best infielders in the country.
- Sherrill finished her career as one of the most decorated Seminole softball players in school history.
- No one has played more games in the Garnet and Gold than Sydney Sherrill who played 283 games in her time at Florida State.
- She ranks 10th in FSU history with a .352 batting average, third in slugging percentage with a .622, second in on-base percentage with a .474, 2nd in runs with 225, sixth in hits with 281, first in doubles with 82, third in home runs with 43, third in RBI with 209, second in total bases with 496, second in walks with 186 and second all-time in program history with 555 assists.
- Sherrill also holds the single-game school record for home runs in a game with three against NC State (5/7/22).
- Sherrill won three ACC Defensive Player of the Year awards in 2019, 2021 and 2022.
- Sherrill earned All-America status in 2018 as a freshman and again in 2022.
- Sherrill was a four-time First Team All-ACC player.





NFCA ALL-AMERICANS

THE FSU SOFTBALL PROGRAM BOASTS 59 ALL-AMERICANS, AMONG 39 STUDENT-ATHLETES, INCLUDING 14 WHO HAVE EARNED MULTIPLE ALL-AMERICA ACCOLADES



Jaysoni Beachum
2nd Team, 2024



Serita Brooks
2nd Team, 2000



Jessica Burroughs
3rd Team, 2016
1st Team, 2017



Susan Buttery
2nd Team, 1993




Myssi Calkins
2nd Team, 1996
3rd Team, 1997



Darby Cottle-Veazey
1st Team, 1981
1st Team, 1982



Danielle Cox
1st Team, 1999



Tiffany Daniels
2nd Team, 1987
2nd Team, 1989



Lisa Davidson
1st Team, 1993



Natalie Drouin
1982



Michaela Edenfield
3rd Team, 2024



Renee Espinoza
2nd Team, 1996




Kristy Fuentes
3rd Team, 1997



Toni Gutierrez
2nd Team, 1992



Sarah Hamilton
3rd Team, 2009



Kylee Hanson
2nd Team, 2018



Kennedy Harp
2nd Team, 2025



Casey Hunter
2nd Team, 2004



Meghan King
2nd Team, 2019




Morgan Klaevemann
2nd Team, 2017



Christy Larsen
3rd Team, 1991



Cindy Lawton
3rd Team, 1995



Marla Looper
3rd Team, 1993



Leslie Malerich
3rd Team, 2001



Maddie O'Brien
1st Team, 2014



Susan Painter
1982



Alex Powers
2nd Team, 2016
3rd Team, 2017



Toni Robinette
1982



Kathryn Sandercock
2nd Team, 2021
2nd Team, 2022
2nd Team, 2023



Sydney Sherrill
3rd Team, 2018
1st Team, 2019
2nd Team, 2022



Jan Sikes
1st Team, 1981
1st Team, 1982



Brandi Stuart
1st Team, 2002
2nd Team, 2003




Isa Torres
1st Team, 2025



Jessica van der Linden
1st Team, 2003
1st Team, 2004



Elisa Vasquez
3rd Team, 2003



Lacey Waldrop
3rd Team, 2013
1st Team, 2014
3rd Team, 2015



Jessie Warren
2nd Team, 2016
1st Team, 2017
2nd Team, 2018



Shamalene Wilson
2nd Team, 1994
3rd Team, 1995
1st Team, 1996



Veronica Wootson
2nd Team, 2004
1st Team, 2006
3rd Team, 2007

HONORS AND AWARDS

ALL-REGION

1982 Darby Cottle, Toney Donaldson, Natalie Drouin, Susan Painter, Toni Robinette, Kelly Shaw, Jan Sikes

1984 Greta Bahn, Laurie Holler - 1st team
Teresa Collins - 2nd team

1985 Greta Bahn, Laurie Holler, Tina Kyler, Julie Larsen - 1st team

1986 Carolyn Fiero, Julie Larsen - 1st team
Laurie Holler - 2nd team

1987 Tiffany Daniels, Carolyn Fiero, Julie Larsen - 1st team

1988 Tiffany Daniels, Christy Larsen - 1st team
Julie Larsen - 2nd team

1989 Debbie DeJohn, Christy Larsen, Lori Crouse - 1st team

1990 Christy Larsen, Penny Siqueiros - 1st team
Debbie DeJohn, Julie Rice - 2nd team

1991 Christy Larsen - 1st team

1992 Susan Buttery, Toni Gutierrez - 1st team
Leslie Adams, Shannan Mitchem, Penny Siqueiros - 2nd team
Leslie Barton - Honorable Mention

1993 Lisa Davidson, Marla Looper, Leslie Adams, Susan Buttery - 1st team
Leslie Barton, Toni Gutierrez - 2nd team

1994 Marla Looper, Laurie Shepard, Shamalene Wilson - 1st team
Rebecca Aase, Lisa Davidson, Cindy Lawton - 2nd team

1995 Renee Espinoza, Kristy Hull, Cindy Lawton, Laurie Shepard, Shamalene Wilson - 1st team

1996 Myssi Calkins, Renee Espinoza, Shamalene Wilson - 1st team
Kristy Hull - 2nd team

1997 Myssi Calkins, Kristy Fuentes, Misty Molin - 1st team
Wendy Braye, Kristy Hull - 2nd team

1998 Dana Bailey, Corrie Williams - 1st team
Christy Cerecedes, Kristy Hull, Jennifer White - 2nd team

1999 Danielle Cox - 1st team
Christy Cerecedes - 2nd team

2000 Staci Brandon, Serita Brooks - 1st team
Leslie Malerich - 2nd team

2001 Leslie Malerich, Jennifer White-Cody, Robyn Gauger - 1st team
Serita Brooks, Brandi Stuart, Kimmy Carter - 2nd team

2002 Brandi Stuart - 1st team
Jessica van der Linden, Kimmy Carter - 2nd team

2003 Elisa Vasquez, Brandi Stuart, Jessica van der Linden - 1st team
Casey Hunter - 2nd team

2004 Jessica van der Linden, Casey Hunter, Veronica Wootson, Elisa Vasquez - 1st team
Natasha Jacob, Lesley Palmer - 2nd team

2006 Yuruby Alicart, Natasha Jacob, Veronica Wootson - 1st team

2007 Veronica Wootson, Yuruby Alicart - 1st team
Whitney Buckmon, Carly Wynn - 2nd team

2009 Sarah Hamilton, Kaleigh Rafter - 1st team

2010 Sarah Hamilton, Carly Wynn - 2nd team

2012 Tiffani Brown, Shayla Jackson - 2nd team

2013 Morgan Bullock, Lacey Waldrop - 2nd team

2014 Maddie O'Brien, Courtney Senas, Lacey Waldrop - 1st team

2015 Lacey Waldrop - 1st team
Jessie Warren - 2nd team
Morgan Klaevemann - 3rd team

2016 Alex Powers - 1st Team
Jessica Burroughs, Ellie Cooper, Jessie Warren - 2nd Team
Morgan Klaevemann - 3rd Team

2017 Jessica Burroughs, Alex Powers, Jessie Warren, Morgan Klaevemann - 1st Team
Sydney Broderick - 2nd Team
Meghan King - 3rd Team

2018 Kylee Hanson, Carsyn Gordon - 1st team

2019 Meghan King, Carsyn Gordon, Dani Morgan, Elizabeth Mason - 1st team
Sydney Sherrill, Cali Harrod, Makinzy Herzog, Cassidy Davis - 2nd team

2021 Kathryn Sandercock - 1st Team

2022 Kathryn Sandercock, Mack Leonard, Sydney Sherrill, Kalei Harding - 1st Team
Kaley Mudge - 2nd Team
Michaela Edenfield - 3rd Team

2023 Kathryn Sandercock - 1st Team
Jahni Kerr - 2nd Team
Katie Dack - 3rd Team
Devyn Flaherty - 3rd Team
Kaley Mudge - 3rd Team

2024 Jaysoni Beachum - 1st Team
Michaela Edenfield - 2nd Team
Kalei Harding - 2nd Team
Kaley Mudge - 3rd Team
Isa Torres - 3rd Team

2025 Ashtyn Danley - 1st Team
Kennedy Harp - 1st Team
Isa Torres - 1st Team
Jaysoni Beachum - 2nd Team
Katie Dack - 2nd Team
Michaela Edenfield - 2nd Team
Jahni Kerr - 2nd Team

ALL-ACC TEAMS

1992 Rebecca Aase, Leslie Adams, Susan Buttery

1993 Rebecca Aase, Leslie Barton, Susan Buttery, Lisa Davidson, Toni Gutierrez, Marla Looper

1994 Lisa Davidson, Marla Looper, Shamalene Wilson

1995 Wendy Braye, Renee Espinoza, Kristy Fuentes, Cindy Lawton, Misty Molin, Laurie Shepard, Shamalene Wilson, Niki Zenger

1996 Myssi Calkins, Renee Espinoza, Shamalene Wilson

1997 Wendy Braye, Myssi Calkins, Kristy Fuentes, Kristy Hull, Misty Molin

1998 Dana Bailey, Kristy Hull, Jesse McGregor, Stacy Venable

1999 Danielle Cox, Stacy Venable

2000 Staci Brandon, Serita Brooks, Leslie Malerich, Brandi Stuart

2001 Serita Brooks, Robyn Gauger, Leslie Malerich, Brandi Stuart, Jessica van der Linden

2002 Kimmy Carter, Jessica van der Linden, Leslie Malerich, Brandi Stuart

2003 Brandi Stuart, Casey Hunter, Elisa Vasquez, Jessica van der Linden, Tatiana George

2004 Casey Hunter, Natasha Jacob, Elisa Vasquez, Jessica van der Linden, Beth Wade, Veronica Wootson

2005 Natasha Jacob - 1st team
Casey Hunter, Melissa Wood - 2nd team

2006 Yuruby Alicart, Natasha Jacob, Veronica Wootson - 1st team
LaShaun Davis - 2nd team

2007 Yuruby Alicart - 1st team
Monica Montez, Whitney Buckmon, Tiffany McDonald, Veronica Wootson - 2nd team

2008 Carly Wynn - 1st team
Whitney Buckmon, Tiffany McDonald, Brittany Osmon - 2nd team

2009 Sarah Hamilton, Kaleigh Rafter - 1st team
Terese Gober, Carly Wynn - 2nd Team

2010 Carly Wynn - 1st Team
Sarah Hamilton, Terese Gober, Ashley Stager - 2nd team

2011 Sarah Hamilton, Shayla Jackson, Jen Lapicki - 2nd Team

2012 Briana Hamilton, Tiffani Brown, Monica Perry - 1st Team
Lacey Waldrop - 2nd Team

2013 Victoria East, Courtney Senas, Lacey Waldrop, Monica Perry - 1st team
Morgan Bullock - 2nd Team

2014 Maddie O'Brien, Courtney Senas, Lacey Waldrop - 1st team
Jessica Burroughs - 2nd team
Victoria East, Briana Hamilton - 3rd team

2015 Morgan Klaevemann, Lacey Waldrop, Jessie Warren - 1st team
Jessica Burroughs, Ellie Cooper, Maddie O'Brien - 2nd team

2016 Jessica Burroughs, Ellie Cooper, Morgan Klaevemann, Meghan King, Alex Powers, Jessie Warren - 1st team
Carsyn Gordon - 2nd team

2017 Jessie Warren, Jessica Burroughs, Morgan Klaevemann, Alex Powers, Meghan King, Sydney Broderick - 1st team
Cali Harrod - 2nd team
Dani Morgan - All-Freshman Team

2018 Kylee Hanson, Zoe Casas, Meghan King, Jessie Warren, Sydney Sherrill - 1st team
Carsyn Gordon - 2nd team

2019 Meghan King, Sydney Sherrill, Carsyn Gordon - 1st team
Elizabeth Mason, Anna Shelnett - 2nd team
Kathryn Sandercock, Makinzy Herzog - All-Freshman Team
Sydney Sherrill, Devyn Flaherty, Kathryn Sandercock, Kalei Harding - 1st team
Caylan Arnold - 2nd team
Dani Morgan - 3rd team
Kalei Harding, Devyn Flaherty - Freshman Team

2022 Sydney Sherrill, Kathryn Sandercock, Kaley Mudge, Mack Leonard - 1st Team
Devyn Flaherty, Michaela Edenfield, Kalei Harding - 2nd Team
Danielle Watson - 3rd Team

2023 Kathryn Sandercock (First Team)
Jahni Kerr (First Team)
Kaley Mudge (Second Team)
Makenna Reid (Second Team, All-Freshmen Team)
Michaela Edenfield (Second Team)
Devyn Flaherty (Second Team)
Kalei Harding (Third Team)
Mack Leonard (Third Team)

2024 Jaysoni Beachum (First Team, All-Freshmen Team)
Michaela Edenfield (First Team)
Kalei Harding (First Team)
Kaley Mudge (First Team)
Ashtyn Danley (Second Team, All-Freshmen Team)
Devyn Flaherty (Second Team)
Isa Torres (Second Team, All-Freshmen Team)
Jahni Kerr (Third Team)
Kennedy Harp (All-Freshmen Team)

2025 Jazzy Francik (First Team, All-Freshman Team)
Jahni Kerr (First Team)
Isa Torres (First Team)
Katie Dack (Second Team)
Ashtyn Danley (Second Team)
Michaela Edenfield (Second Team)
Kennedy Harp (Third Team)

ACC PLAYER OF THE YEAR

1992 Toni Gutierrez
1995 Cindy Lawton
1996 Shamalene Wilson
2003 Jessica van der Linden
2004 Jessica van der Linden
2014 Maddie O'Brien
2016 Alex Powers
2017 Jessie Warren
2018 Jessie Warren

ACC DEFENSIVE PLAYER OF THE YEAR

2017 Jessie Warren
2019 Sydney Sherrill
2021 Sydney Sherrill
2022 Sydney Sherrill

ACC PITCHER OF THE YEAR



HONORS AND AWARDS

2009 Sarah Hamilton
 2014 Lacey Waldrop
 2015 Lacey Waldrop
 2016 Jessica Burroughs
 2017 Jessica Burroughs
 2018 Kylee Hanson
 2023 Kathryn Sandercock

ACC FRESHMAN OF THE YEAR

1993 Shamalene Wilson
 1995 Kristy Hull
 2001 Jessica van der Linden
 2004 Veronica Wootson
 2005 Tiffany McDonald
 2007 Monica Montez
 2015 Jessie Warren
 2018 Sydney Sherrill
 2024 Jaysoni Beachum

ACC COACH OF THE YEAR

1992 JoAnne Graf
 1993 JoAnne Graf
 1997 JoAnne Graf
 2001 JoAnne Graf
 2003 JoAnne Graf
 2004 JoAnne Graf
 2013 Lonni Alameda
 2014 Lonni Alameda
 2015 Lonni Alameda
 2016 Lonni Alameda
 2017 Lonni Alameda
 2023 Lonni Alameda
 2025 Lonni Alameda

NFCA NATIONAL COACHING STAFF OF THE YEAR

2018 Florida State (Lonni Alameda, Travis Wilson, Craig Snider)

ALL-TOURNAMENT TEAMS

1981 **ATAW NATIONAL CHAMPIONSHIPS**
 Charlotte Cates, Darby Cottle, Natalie Drouin, Carol O'Domski, Susan Painter
ATAW REGION III
 Darby Cottle, Natalie Drouin, Cathy Gooding, Carol O'Domski, Venus Ross
 1982 **ATAW REGIONAL CHAMPIONSHIPS**
 Darby Cottle, Toney Donaldson, Cathy Gooding, Susan Painter, Toni Robinette, Kelly Shaw, Jan Sikes
ATAW NATIONAL CHAMPIONSHIPS
 Darby Cottle, Susan Painter, Toni Robinette, Linda Tyrrell, Sandie Williams
 1983 **ATAW STATE CHAMPIONSHIPS**
 Darby Cottle, LeAnn Harrell, Susan Painter
ATAW NATIONAL CHAMPIONSHIPS
 Darby Cottle, Toney Donaldson, LeAnn Harrell, Carla Long, Cricket Olafson, Susan Painter
 1990 **NCAA WOMEN'S COLLEGE WORLD SERIES**
 Leslie Barton, Debbie DeJohn
 1992 **ACC TOURNAMENT**
 Rebecca Aase, Leslie Adams, Leslie Barton, Susan Buttery (MVP), Toni Gutierrez, Shannan Mitchem, Penny Siqueiros
 1993 **ACC TOURNAMENT**
 Leslie Barton, Susan Buttery, Heather Conway, Lisa Davidson (MVP), Toni Gutierrez, Marla Looper
 1994 **ACC TOURNAMENT**
 Marla Looper, Jennifer Olow, Windy Weltz, Shamalene Wilson
 1995 **ACC TOURNAMENT**
 Wendy Braye, Myssi Calkins, Renee Espinoza, Heather Feltmann, Kristy Fuentes, Kristy Hull
 1996 **ACC CHAMPIONSHIP**
 Renee Espinoza (MVP), Kristy Hull, Windy Weltz, Shamalene Wilson
 1997 **ACC TOURNAMENT**
 Myssi Calkins, Kristy Fuentes (MVP), Kristy Hull, Tami Post

1999 **ACC TOURNAMENT**
 Danielle Cox (MVP), Teresa Edenfield, Tami Post, Stacy Venable
 2000 **NCAA LOS ANGELES REGIONAL**
 Serita Brooks, Leslie Malerich, Staci Brandon, Andi Lyons
ACC TOURNAMENT
 Leslie Malerich (MVP), Serita Brooks, Natalie Bennett, Staci Brandon
 2001 **ACC TOURNAMENT**
 Leslie Malerich, Natalie Bennett, Serita Brooks, Monique Marier
NCAA TALLAHASSEE REGIONAL
 Leslie Malerich, Robyn Gauger, Jessica van der Linden, Jennifer White-Cody, Monique Marier, Serita Brooks
 2002 **ACC TOURNAMENT**
 Brandi Stuart, Jessica van der Linden
NCAA TALLAHASSEE REGIONAL
 Brandi Stuart, Kimmy Carter, Shundra Colzie, Leslie Malerich (MOP), Jessica van der Linden
WOMEN'S COLLEGE WORLD SERIES
 Leslie Malerich
 2003 **ACC TOURNAMENT**
 Lesley Palmer (MVP), Shandra Colzie, Elisa Vasquez, Casey Hunter
 2004 **ACC TOURNAMENT**
 Casey Hunter (MVP), Lesley Palmer, Jessica van der Linden, Elisa Vasquez, Beth Wade
NCAA REGION 4
 Jessica van der Linden (MOP), Veronica Wootson, Natasha Jacob
 2006 **ACC TOURNAMENT**
 Carly Brieske, Tiffany McDonald
 2007 **ACC TOURNAMENT**
 Robin Ahrberg, Yuruby Alicart, Veronica Wootson
 2008 **ACC TOURNAMENT**
 Brittany Osmon
 2009 **ACC TOURNAMENT**
 Sarah Hamilton, Kaleigh Rafter, Carly Wynn
 2010 **ACC TOURNAMENT**
 Robin Ahrberg, Tiffani Brown, Sarah Hamilton
 2011 **ACC TOURNAMENT**
 Celeste Gomez, Sarah Hamilton (MVP), Jen Lapicki, Courtney Senas
 2012 **ACC TOURNAMENT**
 Maddie O'Brien
 2013 **ACC TOURNAMENT**
 Maddie O'Brien, Courtney Senas, Lacey Waldrop
 2014 **ACC TOURNAMENT**
 Tiffani Brown, Celeste Gomez (MVP), Kelly Hensley, Maddie O'Brien, Lacey Waldrop
NCAA TALLAHASSEE REGIONAL
 Alex Kossoff, Maddie O'Brien, Lacey Waldrop
 2015 **ACC TOURNAMENT**
 Jessica Burroughs (MVP), Victoria Daddis, Alex Powers, Bailey Schinella, Jessie Warren
 2016 **ACC TOURNAMENT**
 Jessie Warren (MVP), Cali Harrod, Sydney Broderick, Meghan King
WCWS ALL-TOURNAMENT TEAM
 Jessica Burroughs, Alex Powers
 2017 **ACC TOURNAMENT**
 Dani Morgan (MVP), Anna Shelnutt, Carsyn Gordon, Jessica Burroughs, Meghan King
 2018 **ACC TOURNAMENT**
 Sydney Sherrill (MVP), Anna Shelnutt, Meghan King
WCWS ALL-TOURNAMENT TEAM
 Jessie Warren (MOP), Meghan King, Sydney Sherrill, Elizabeth Mason, Anna Shelnutt
 2019 **ACC TOURNAMENT**
 Meghan King (MVP), Dani Morgan, Sydney Sherrill
 2021 **ACC TOURNAMENT**
 Sydney Sherrill
WCWS ALL-TOURNAMENT TEAM
 Kaley Mudge, Kathryn Sandercock
 2022 **ACC TOURNAMENT**
 Mack Leonard, Devyn Flaherty, Kathryn Sandercock,

Kalei Harding
 2023 **ACC TOURNAMENT**
 Kalei Harding, Mack Leonard, Josie Muffley, Kathryn Sandercock (MVP)
WCWS ALL-TOURNAMENT TEAM
 Michaela Edenfield, Kaley Mudge, Kathryn Sandercock
 2024 **ACC TOURNAMENT**
 Michaela Edenfield, Kalei Harding, Kaley Mudge, Isa Torres
 2025 **ACC TOURNAMENT**
 Jazzy Francik, Michaela Edenfield, Jahni Kerr, Isa Torres

OTHER ACCOMPLISHMENTS

1981 **ASA Outstanding Athlete**
 Darby Cottle
USOC Best Amateur Softball Player
 Darby Cottle
FAIAW Softball Coach of the Year
 JoAnne Graf
 1982 **Olympia Award**
 Darby Cottle
Broderick Award
 Darby Cottle
 1992 **MVP in the South Florida Invitational**
 Toni Gutierrez
 1998 **NFCA National Player of the Week**
 Jennifer White-Cody
 1999 **ACC Weaver-James-Corrigan Postgraduate Scholarship**
 Stacy Venable
NFCA Scholar-Athlete
 Becky Brock, Andi Lyons
 2000 **NFCA Student Athlete**
 Natalie Bennett, Robyn Gauger, Andi Lyons, Brandi Stuart, Beth Wade
 2001 **Verizon Academic All-District 3 Softball Team**
 Brandi Stuart
NFCA Student-Athlete
 Beck y Brock, Beth Wade
NFCA National Player of the Week
 Brandi Stuart
MVP (Pitcher) FAU/Worth Invitational
 Leslie Malerich
NFCA Outstanding Performer
 Jennifer White-Cody
NFCA Southeast Region Coaching Staff of the Year
NFCA Southeast Region Coaching Staff of the Year
 Verizon Academic All-American
 Brandi Stuart
NFCA Student-Athlete
 Shandra Colzie, Shundra Colzie, Becky Brock, Kimmy Carter, Beth Wade
 2003 **Verizon Academic All-Region**
 Shandra Colzie (1st Team)
NFCA Student-Athlete
 Shandra Colzie, Shundra Colzie, Natasha Jacob, Robyn Larson, Beth Wade
NFCA National Player of the Week
 Jessica van der Linden
USA Softball National Player Of The Year
 Jessica van der Linden (Top 10 Finalist)
 2004 **USA Softball National Player of the Year**
 Jessica van der Linden
Honda Award Winner for Softball
 Jessica van der Linden
ESPY AWARD "Best Collegiate Female" Nominee
 Jessica van der Linden
CoSIDA District III Academic All-Region
 Natasha Jacob
Easton All-Americans
 Casey Hunter, Jessica van der Linden - 1st Team
 Veronica Wootson - 2nd Team
USA Softball National Player Of The Week
 Jessica van der Linden (March 16)
NFCA National Player Of The Week
 Jessica van der Linden (March 16)

HONORS AND AWARDS

2005	<p>CoSIDA Academic All-District III Natasha Jacob</p> <p>CoSIDA Second Team Academic All-American Natasha Jacob</p> <p>NFCA Student-Athlete Carey Galuppi, Natasha Jacob</p>			
2006	<p>CoSIDA First Team Academic All-American Natasha Jacob</p> <p>CoSIDA First Team Academic All-District 3 Natasha Jacob</p> <p>Easton/Bell Sports All-American Veronica Wootson - 1st Team, Natasha Jacob - 3rd Team</p> <p>All-ACC Academic Team Natasha Jacob, Melissa May, Michelle Snyder</p> <p>NFCA Student-Athlete Carey Galuppi, Natasha Jacob, Melissa May</p>			
2007	<p>ACC Freshman of the Year Monica Montez</p> <p>CoSIDA/ESPN The Magazine Second-Team Melissa May</p> <p>Academic All-District Third-Team Melissa May</p> <p>NFCA Student-Athlete Brittany Krbec, Carly Wynn, Melissa May</p> <p>Easton All-American Veronica Wootson</p> <p>NFCA All-America Veronica Wootson</p> <p>All-ACC Academic Team Robin Ahrberg, Brittany Krbec, Melissa May, Tiffany McDonald, Brittany Osmon, Carly Wynn</p>			
2008	<p>Lowe's Senior CLASS Award Candidate Tiffany McDonald</p> <p>All-ACC Academic Whitney Buckmon, Terese Gober, Tiffany McDonald, Brittany Osmon, Carly Wynn</p> <p>CoSIDA Academic All-District Carly Wynn, Robin Ahrberg - 1st Team Melissa May - 2nd Team</p> <p>ACC Player of the Week Brittany Osmon (twice), Ashley Stager</p> <p>ACC Pitcher of the Week Tiffany McDonald (twice)</p>			
2009	<p>CoSIDA Academic All-American Carly Wynn - 3rd Team</p> <p>CoSIDA Academic All-District Carly Wynn - 1st Team Michelle Snyder - 2nd Team</p> <p>ACC Player of the Week Kaleigh Rafter (twice), Ashley Stager</p> <p>ACC Pitcher of the Week Sarah Hamilton (twice)</p> <p>ACC Postgraduate Scholarship Kaleigh Rafter</p> <p>All-ACC Academic Team Terese Gober, Sarah Hamilton, Kristie McConn, Kaleigh Rafter, Michelle Snyder, Carly Wynn</p> <p>NFCA Student-Athlete Terese Gober, Kaleigh Rafter, Lauren Varsalona, Carly Wynn, Robin Ahrberg</p>			
2010	<p>ACC Pitcher of the Week Sarah Hamilton, Terese Gober</p> <p>ACC Player of the Week Ashley Stager</p> <p>ACC Postgraduate Scholarship Terese Gober, Carly Wynn</p> <p>CoSIDA Academic All-District III Softball Team Carly Wynn</p> <p>CoSIDA Academic All-America Carly Wynn - 3rd Team</p> <p>NSCA All-American Carly Wynn</p> <p>All-ACC Academic Team Robin Ahrberg, Terese Gober, Tory Hadadd, Jen Lapicki, Carly Wynn</p> <p>NFCA Student-Athlete Terese Gober, Tori Haddad, Jen Lapicki, Carly Wynn,</p>			
2011	<p>Jessica Nori</p> <p>ACC Pitcher of the Week Sarah Hamilton (twice)</p> <p>ACC Player of the Week Tiffani Brown, Shayla Jackson</p> <p>Softball Golden Nole Award Ashley Stager</p> <p>ACC Top Six for Service Award Ashley Stager</p> <p>Seminole Award (Community Service) FSU Softball Team</p> <p>Capital One Academic All-District Jen Lapicki, Lauren Varsalona - 2nd Team</p> <p>All-ACC Academic Team Robin Ahrberg, Shayla Jackson, Jen Lapicki, Jessica Nori</p> <p>NFCA Scholar-Athlete Kirstin Austin, Kelly Hensley, Jen Lapicki, Jessica Nori, Kaleigh Rafter, Briar Stanley</p>			
2012	<p>Lowe's Senior CLASS Award Candidate Shayla Jackson</p> <p>NFCA National Player of the Week Monica Perry</p> <p>ACC Player of the Week Briana Hamilton (twice)</p> <p>ACC Pitcher of the Week Monica Perry (twice), Lacey Waldrop (twice)</p> <p>Capital One Academic All-District Team Jessica Nori, Kirstin Austin</p> <p>All-ACC Academic Team Bailey Schinella, Jessica Nori, Kirstin Austin, Kelly Hensley, Tiffani Brown</p> <p>NFCA Scholar-Athlete Tiffani Brown, Kelly Hensley, Erika Hoffner, Jessica Nori</p>			
2013	<p>NFCA All-America Third Team Lacey Waldrop</p> <p>NFCA All-Southeast Region Second Team Morgan Bullock, Lacey Waldrop</p> <p>Capital One Academic All-American Third Team Kelly Hensley</p> <p>Capital One Academic All-District IV Kelly Hensley, Jessica Nori</p> <p>ACC Pitcher of the Week Lacey Waldrop (three times)</p> <p>ACC Player of the Week Courtney Senas (twice)</p> <p>ACC Top Six for Service Kelly Hensley</p> <p>ACC Softball Scholar-Athlete of the Year Kelly Hensley</p> <p>All-ACC Academic Team Kelly Hensley, Monica Perry, Jessica Nori, Bailey Schinella</p> <p>NFCA Scholar-Athlete Kelly Hensley, Jessica Nori</p>			
2014	<p>USA Softball National Player of the Year Lacey Waldrop</p> <p>NFCA All-America First Team Maddie O'Brien, Lacey Waldrop</p> <p>NFCA All-Southeast Region First Team Maddie O'Brien, Courtney Senas, Lacey Waldrop</p> <p>NFCA National Player of the Week Lacey Waldrop</p> <p>ACC Pitcher of the Week Lacey Waldrop (seven times), Jessica Burroughs</p> <p>ACC Player of the Week Maddie O'Brien (three times), Bailey Schinella</p> <p>All-ACC Academic Team Kelly Hensley, Jessica Nori, Bailey Schinella, Lacey Waldrop</p> <p>NFCA Scholar-Athlete Bella D'Errico, Corey Hendrickson, Kelly Hensley, Jessica Nori, Lacey Waldrop</p> <p>ACC Postgraduate Scholarship Kelly Hensley</p> <p>NSCA All-American Victoria East</p>			
2015	<p>Senior CLASS Award Lacey Waldrop</p> <p>USA Softball National Player of the Year Lacey Waldrop (Top 25 semifinalist)</p> <p>NFCA All-America Third Team Lacey Waldrop</p> <p>NFCA All-Southeast Region Team Lacey Waldrop (First Team), Jessie Warren (Second Team), Morgan Klaevemann (Third Team)</p> <p>ACC Pitcher of the Week Lacey Waldrop (four times)</p> <p>ACC Player of the Week Alex Powers</p> <p>ACC Top Six for Service Alex Kossoff</p> <p>All-ACC Academic Team Ellie Cooper, Victoria Daddis, Alex Powers, Morgan Klaevemann, Alex Kossoff, Bailey Schinella, Lacey Waldrop</p> <p>NFCA Scholar-Athlete Ellie Cooper, Victoria Daddis, Megan McReynolds, Alex Powers</p> <p>ACC Postgraduate Scholarship Lacey Waldrop</p>			
2016	<p>CoSIDA Academic All-District Ellie Cooper</p> <p>NFCA All-America Second Team Alex Powers</p> <p>NFCA All-America Third Team Jessica Burroughs, Jessie Warren</p> <p>USA Softball National Player of the Year Jessica Burroughs (Top 25 finalist) Alex Powers (Top 25 finalist)</p> <p>NFCA National Freshman of the Year Carsyn Gordon (Top 25 finalist)</p> <p>NFCA National Pitcher of the Week Meghan King</p> <p>All-ACC Academic Team Ellie Cooper, Meghan King, Morgan Klaevemann</p> <p>ACC Pitcher of the Week Jessica Burroughs (three times), Meghan King (twice)</p> <p>ACC Player of the Week Alex Powers (twice), Jessie Warren (twice) Sydney Broderick</p> <p>CoSIDA Academic All-District Morgan Klaevemann</p>			
2017	<p>Senior CLASS Award Alex Powers</p> <p>CoSIDA Academic All-American Morgan Klaevemann - 3rd Team</p> <p>NFCA All-America First Team Jessie Warren, Jessica Burroughs</p> <p>NFCA All-America Second Team Morgan Klaevemann</p> <p>NFCA All-America Third Team Alex Powers</p> <p>USA Softball National Player of the Year Jessie Warren (Top 10 Finalist) Jessica Burroughs (Top 10 Finalist)</p> <p>NFCA National Player of the Week Jessica Burroughs (Feb. 21), Jessie Warren (April 11)</p> <p>ACC Player of the Week Jessie Warren (March 21, May 2), Carsyn Gordon (March 28)</p> <p>ACC Pitcher of the Week Jessica Burroughs (Feb. 21, March 7, March 21, March 28), Meghan King (May 2)</p> <p>ACC Scholar-Athlete of the Year Alex Powers</p> <p>All-ACC Academic Team Alex Powers, Morgan Klaevemann, Sydney Broderick, Ellie Cooper, Meghan King, Dani Morgan, Anna Shelnett</p> <p>ACC Postgraduate Scholarship Ellie Cooper</p>			
2018	<p>Senior CLASS AWARD Kylee Hanson (Top 10 Finalist)</p>			



HONORS AND AWARDS

NFCA All-Americans

Jessie Warren (Second Team), Kylee Hanson (Second Team), Sydney Sherrill (Third Team)

Academic All-Region

Kylee Hanson (First Team), Cassidy Davis (First Team)

USA Softball Player of the Year

Kylee Hanson (Top 25 Finalist)

NFCA Freshman of the Year

Sydney Sherrill (Top 10 Finalist)

ACC Player of the Week

Carsyn Gordon (Feb 13), Sydney Sherrill (Feb 20, April 10), Jessie Warren (Feb 27, May 1, May 7)

ACC Pitcher of the Week

Kylee Hanson (Feb 20, March 6, March 20, May 7), Meghan King (Feb 27, April 3)

NFCA National Player of the Week

Kylee Hanson (Feb 20), Sydney Sherrill (April 10)

USA Softball National Player of the Week

Sydney Sherrill (April 10)

ACC Scholar-Athlete of the Year

Kylee Hanson

All-ACC Academic Team

Carsyn Gordon, Kylee Hanson, Meghan King, Cassidy Davis

NCAA Elite 90 Award

Tessa Daniels

2019 Senior CLASS AWARD

Meghan King (Top 10 Finalist)

NFCA All-Americans

Sydney Sherrill (First Team), Meghan King (Second Team)

Academic All-Region

Meghan King (First Team)

ACC Player of the Week

Zoe Casas (Feb 19), Cali Harrod (Feb 26), Carsyn Gordon (March 26), Anna Shelnutt (May 6)

ACC Pitcher of the Week

Meghan King (Feb 12, Feb 26, March 19, March 26, April 2, April 30)

NFCA National Player of the Week

Cali Harrod (Feb 26)

USA Softball National Player of the Week

Zoe Casas (Feb 19)

All-ACC Academic Team

Kathryn Sandercock, Anna Shelnutt, Carsyn Gordon, Cassidy Davis, Dani Morgan

2020 ACC Player of the Week

Kirsten Landers (Feb 11)

ACC Pitcher of the Week

Caylan Arnold (Feb 11)

Go Teach Dr Pepper Tuition Giveaway Recipients

Elizabeth Mason

2021 NFCA All-Americans

Kathryn Sandercock (Second Team)

ACC Pitcher of the Week

Kathryn Sandercock (April 13)

ACC Postgraduate Scholarship

Dani Morgan

CoSIDA Academic All-District

Dani Morgan

All-ACC Academic Team

Caylan Arnold, Devyn Flaherty, Dani Morgan, Kathryn Sandercock

NFCA Scholar-Athlete

Caylan Arnold, Cassidy Davis, Devyn Flaherty, Kiersten Landers, Elizabeth Mason, Dani Morgan, Kaley Mudge, D'Aun Riggs, Anna Shelnutt

2022 Rawlings Gold Glove

Sydney Sherrill (Top 10 Finalist)

Senior CLASS AWARD

Sydney Sherrill (Top 10 Finalist)

NFCA All-Americans

Kathryn Sandercock (Second Team), Sydney Sherrill (Second Team)

ACC Pitcher of the Week

Kathryn Sandercock (2/22, 3/1, 5/10)

ACC Player of the Week

Sydney Sherrill (5/10)

Michaela Edenfield (2/22, 4/5)

NFCA National Player of the Week

Sydney Sherrill (5/10)

Kathryn Sandercock (2/22)

All-ACC Academic Team

Mack Leonard, Devyn Flaherty, Kaley Mudge, Danielle Watson

NFCA Scholar-Athlete

Brooke Blankenship, Ali Dubois, Devyn Flaherty, Kiersten Landers, Mack Leonard, Kaley Mudge, D'Aun Riggs, Amaya Ross, Carson Saabye, Meagen Tomlinson, Danielle Watson, Emma Wilson

2023 NFCA All-Americans

Kathryn Sandercock (Second Team)

ACC Pitcher of the Week

Kathryn Sandercock (3/12, 4/11, 5/9)

Makenna Reid (4/25)

ACC Player of the Week

Hallie Wacaser (4/25)

All-ACC Academic Team

Autumn Belviy, Ali DuBois, Devyn Flaherty, Bethaney Keen, Jahni Kerr, Mack Leonard, Kaley Mudge, Makenna Reid, Amaya Ross, Allison Royalty, Kathryn Sandercock, Hallie Wacaser

NFCA Scholar-Athlete

Madi Balk, Ali DuBois, Madi Frey, Jahni Kerr, Mack Leonard, Amaya Ross, Emma Wilson

2024 NFCA All-Americans

Jaysoni Beachum (Second Team), Michaela Edenfield (Third Team)

ACC Player of the Week

Jaysoni Beachum (4/23)

TUCCI/NFCA National Freshman of the Year

Jaysoni Beachum

Isa Torres (Top 25 Finalist)

USA Softball National Player of the Year

Jaysoni Beachum (Top 10 Finalist)

CSC Academic All-Americans

Devyn Flaherty and Kaley Mudge

CSC Academic All-District

Devyn Flaherty, Kaley Mudge, Amaya Ross, Emma Wilson

All-ACC Academic Team

Jaysoni Beachum, Autumn Belviy, Angelee Bueno, Ashtyn Danley, Devyn Flaherty, Madi Frey, Kennedy Harp, Jahni Kerr, Kaley Mudge, Annie Potter, Amaya Ross, Allison Royalty, Isa Torres, Hallie Wacaser, Emma Wilson

NFCA Scholar-Athlete

Madi Balk, Jaysoni Beachum, Ashtyn Danley, Devyn Flaherty, Madi Frey, Kennedy Harp, Krystina Hartley, Jahni Kerr, Kaley Mudge, Amaya Ross, Annie Potter, Hallie Wacaser, Emma Wilson

2025 NFCA All-Americans

Isa Torres (First Team), Kennedy Harp (Second Team)

Softball America All-Americans

Isa Torres (First Team)

Jazzy Francik (All-Freshman)

DI Softball All-Americans

Isa Torres (First Team)

Jazzy Francik (All-Freshman)

ACC Player of the Week

Kennedy Harp (Feb. 11)

Jaysoni Beachum (Mar. 17)

Jahni Kerr (Apr. 8)

Jazzy Francik - Pitcher (Apr. 15 & May 6)

Softball America Player of the Week

Kennedy Harp (Feb. 11)

Katie Dack (Mar. 25)

Jahni Kerr (Apr. 15)

Jazzy Francik (May 6)

TUCCI/NFCA National Freshman of the Year

Jazzy Francik (Top 10 Finalist)

USA Softball National Player of the Year

Isa Torres (Top 10 Finalist)

Jaysoni Beachum (Top 53)

Michaela Edenfield (Top 53)

Julia Apse (Top 53)

CSC Academic All-Americans

Kennedy Harp and Isa Torres

CSC Academic All-District

Jaysoni Beachum, Kennedy Harp, Jahni Kerr, Amaya Ross, Isa Torres

All-ACC Academic Team

Julia Apse, Jaysoni Beachum, Angelee Bueno, Ashtyn Danley, Addie DeLong, Michaela Edenfield, Jazzy Francik, Madi Frey, Kennedy Harp, Krystina Hartley, Jahni Kerr, Shelby McKenzie, Makenna Reid, Amaya Ross, Annie Potter, Isa Torres, Hallie Wacaser, Annabelle Widra

NFCA Scholar-Athlete

Jaysoni Beachum, Madi Frey, Kennedy Harp, Jahni Kerr, Annie Potter, Amaya Ross, Hallie Wacaser, Annabelle Widra

TEAM AWARDS

Golden Nole Award

2009 Carly Wynn
2010 Carly Wynn
2011 Ashley Stager
2012 Kirstin Austin
2013 Kelly Hensley
2014 Jessica Nori
2015 Ellie Cooper
2016 Alex Powers
2017 Ellie Cooper
2018 Morgan Klavemann
2019 Meghan King
2020 Dani Morgan
2021 Kaley Mudge
2022 Sydney Sherrill
2023 Kathryn Sandercock and Kaley Mudge
2024 Michaela Edenfield and Amaya Ross
2025 Jaysoni Beachum

Golden Torch Award

2009 Kaleigh Rafter
2010 Tory Haddad
2011 Kelly Hensley
2012 Kelly Hensley
2013 Kelly Hensley
2014 Kelly Hensley
2015 Ellie Cooper
2016 Tessa Daniels
2017 Tessa Daniels
2018 Meghan King
2019 Morgan Noah
2020 Kathryn Sandercock
2021 Cassidy Davis
2022 Ali DuBois
2023 Madi Balk
2024 Kaley Mudge
2025 Hallie Wacaser, Amaya Ross, Annie Potter

Seminole Warrior

2009 Ashley Stager and Carly Wynn
2010 Jen Lapicki
2011 Briana Hamilton
2012 Lindsey Peppers
2013 Jessica Burroughs
2014 Lacey Waldrop
2015 Lacey Waldrop and Macey Cheatham
2016 Ellie Cooper and Alex Powers
2017 Bella D'Errico
2018 Zoe Casas and Korina Rosario
2019 Zoe Casas, Cali Harrod, Carsyn Gordon, Meghan King, Deja Bush
2021 Kaia LoPrese
2022 Sydney Sherrill
2023 Krystina Hartley
2024 Allison Royalty
2025 Krystina Hartley & Bella Ruggiero

Sniper Award

2010 Morgan Bullock
2011 Robin Ahrberg
2012 Assistant Coach Travis Wilson
2013 Morgan Bullock
2014 Ryann Day

HONORS AND AWARDS

2015 Lauren Harris
 2016 Lauren Harris
 2017 Tessa Daniels
 2018 Sabrina Stutsman
 2019 Cassidy Davis
 2021 Kiersten Landers
 2022 Krystina Hartley
 2023 Krystina Hartley
 2024 Emma Wilson
 2025 Isa Torres

Golden Glove

2009 Kaleigh Rafter
 2010 Tory Haddad
 2011 Ashley Stager
 2012 Briana Hamilton
 2013 Maddie O'Brien
 2014 Courtney Senas
 2015 Morgan Klaevemann
 2016 Jessie Warren
 2017 Jessie Warren
 2018 Jessie Warren
 2019 Sydney Sherrill
 2021 Anna Shelnut
 Sydney Sherrill
 2022 Sydney Sherrill
 2023 Bethaney Keen
 2024 Michaela Edenfield & Isa Torres
 2025 Michaela Edenfield

ESPY Award

2009 Ashley Stager
 Michelle Snyder
 2010 Tiffani Brown
 2011 Briana Hamilton
 2012 Courtney Senas
 2013 Lacey Waldrop
 2014 Briana Hamilton
 2015 Alex Kossoff
 2016 Jessie Warren
 2017 Jessie Warren
 2018 Jessie Warren
 2019 Dani Morgan
 2021 Josie Muffley
 2023 Josie Muffley
 2024 Team 41 at Florida
 2025 Jahni Kerr

Breakout Player of the Year

2009 Ashley Stager
 2010 Shayla Jackson
 2011 Jennifer Lapicki
 2012 Briana Hamilton
 Kirstin Austin
 2013 Kelly Hensley
 2014 Maddie O'Brien
 2015 Ellie Cooper
 2016 Alex Powers
 2017 Cali Harrod
 2018 Carsyn Gordon
 2019 Dani Morgan
 2021 Kaley Mudge
 2022 Devyn Flaherty
 2023 Jahni Kerr and Hallie Wacaser
 2024 Amaya Ross
 2025 Katie Dack and Kennedy Harp

Most Valuable Player

2009 Kaleigh Rafter
 2010 Carly Wynn
 2011 Sarah Hamilton
 2012 Tiffani Brown
 2013 Courtney Senas
 Kelly Hensley
 2014 Maddie O'Brien
 2015 Jessie Warren
 2016 Jessie Warren
 2017 Jessie Warren
 2018 Kylee Hanson
 2019 Sydney Sherrill
 2021 Sydney Sherrill
 2022 Kathryn Sandercock
 2023 Kathryn Sandercock
 2024 Jaysoni Beachum, Angelee Bueno, Ashtyn Danley,
 Mimi Gooden, Kennedy Harp, Isa Torres
 2025 Isa Torres

Chief Abiaka Athletic Training Award

2009 Robin Ahrberg
 2010 Ashley Stager
 2011 Maddie O'Brien
 2012 Tiffani Brown
 2015 Maddie O'Brien
 2016 Morgan Klaevemann
 2017 Jessica Burroughs
 2018 Deja Bush
 2021 Cassidy Davis
 2022 Sydney Sherrill
 2023 Mack Leonard
 2024 Kaley Mudge
 2025 Kennedy Harp

Batting Title

2009 Carly Wynn (.337)
 2010 Carly Wynn (.378)
 2011 Jen Lapicki (.343)
 2012 Shayla Jackson (.304)
 2013 Morgan Bullock (.346)
 2014 Maddie O'Brien (.424)
 2015 Morgan Klaevemann (.393)
 2016 Alex Powers (.396)
 2017 Jessie Warren (.413)
 2018 Jessie Warren (.404)
 2019 Sydney Sherrill (.405)
 2021 Sydney Sherrill (.308)
 2022 Mack Leonard (.375)
 2023 Jahni Kerr (.386)
 2024 Jaysoni Beachum (.417)
 2025 Isa Torres (.436)

Circle Award

2009 Sarah Hamilton
 2010 Sarah Hamilton
 2011 Sarah Hamilton
 2012 Monica Perry
 2013 Lacey Waldrop
 2014 Lacey Waldrop
 2015 Lacey Waldrop
 2016 Jessica Burroughs and Meghan King
 2017 Jessica Burroughs and Meghan King
 2018 Kylee Hanson and Meghan King
 2019 Meghan King
 2021 Kathryn Sandercock
 2022 Kathryn Sandercock
 2023 Kathryn Sandercock
 2024 Ashtyn Danley
 2025 Ashtyn Danley

"Ah-Tah-Thi-Ki" Academic Excellence Award

2009 Amber Bryant and Mallory Borden
 2010 Terese Gober, Carly Wynn and Ashley Stager
 2011 Kelly Hensley and Monica Perry
 2012 Kelly Hensley
 2013 Kelly Hensley and Jessica Nori
 2014 Kelly Hensley and Jessica Nori
 2015 Alex Kossoff
 2016 Ellie Cooper
 2017 Ellie Cooper
 2018 Tessa Daniels and Morgan Klaevemann
 2019 Dani Morgan and Morgan Noah
 2021 Cassidy Davis
 2022 Ali DuBois
 2023 Kaley Mudge
 2024 Amaya Ross
 2025 Shelby McKenzie and Krystina Hartley

Rookie of the Year

2009 Shayla Jackson
 2010 Tiffani Brown
 2011 Celeste Gomez and Jessica Nori
 2012 Maddie O'Brien and Lacey Waldrop
 2013 Victoria East
 2014 Jessica Burroughs
 2015 Jessie Warren
 2016 Zoe Casas and Meghan King
 2017 Dani Morgan
 2018 Sydney Sherrill
 2019 Makinzy Herzog
 2021 Kalei Harding
 2022 Michaela Edenfield
 2023 Makenna Reid
 2024 Jaysoni Beachum
 2025 Jazzy Franck

Offensive Player of the Year

2015 Jessie Warren
 2016 Ellie Cooper
 2017 Jessie Warren
 2018 Sydney Sherrill
 2019 Cali Harrod
 2021 Sydney Sherrill
 2022 Sydney Sherrill
 2023 Jahni Kerr
 2024 Kalei Harding & Kaley Mudge
 2025 Jahni Kerr

Femina Perfecta Award

2009 Ashley Stager
 2010 Robin Ahrberg
 2011 Morgan Bullock
 2012 Monica Perry
 2013 Lindsey Peppers
 2014 Bella D'Errico
 2015 Ellie Cooper
 2016 Tessa Daniels
 2017 Morgan Klaevemann
 2018 Cali Harrod
 2019 Dani Morgan
 2020 Dani Morgan

Great Spirit Award Wakatanka

2017 Bella D'Errico
 2018 Abby Evans
 2019 Meghan King
 2021 Maegan Tomlinson
 2022 Kaley Mudge
 2023 Kaley Mudge
 2024 Isa Torres
 2025 Michaela Edenfield

Dugout Club Member of the Year

2016 John Cross, Diane Kelley and Betty Wilder
 2017 Locker Room Legacy Members
 2018 Russ and Genie Morcom
 2019 Scott Price
 2021 Graham and Brittany Gano
 2022 Paul and Mary Ann Broome
 2023 Jim Rhodes
 2024 Bob & Gail Knight
 2025 Nick and Angela Bergan

Coaches Award (Taylor Foster Award)

2009 Carly Wynn
 2010 Carly Wynn
 2011 Robin Ahrberg and Ashley Stager
 2012 Mallory Borden and Amber Bryant
 2013 Macey Cheatham
 2014 Entire Team (Taylor Foster Award)
 2015 Macey Cheatham
 2016 Ellie Cooper
 2017 Ellie Cooper
 2018 Kendra Lynch
 2019 Meghan King
 2021 Kaley Mudge
 2022 Kaley Mudge
 2023 Amaya Ross
 2024 Krystina Hartley
 2025 Madi Frey

The Process Performer of the Year

2023 Hallie Wacaser
 2024 Jaysoni Beachum & Amaya Ross
 2025 Katie Dack

PRO AND INTERNATIONAL PLAYERS



Michaela Edenfield

Kathryn Sandercock



Ellie Cooper




Jessica van der Linden



Alex Powers

Sydney Broderick



Myssi Calkins



Kaleigh Rafter



Lacey Waldrop



Jessi Warren



Jessica Burroughs



Tiffany McDonald



Kalei Harding

- Courtney Adams Puerto Rico National Team (2013)
- Leslie Adams Carolina Diamonds (1997-99)
- Yuruby Alicart Venezuelan National Team (2000-2023), 2008 Beijing Olympics Participant, Charros de Jalisco (2024)
- Caylan Arnold AUX (2022) Florida Vibe (Current)
- Jessica Burroughs USSSA Pride (2017-19), No. 1 Overall Pick in 2017 NPF Draft, Athletes Unlimited (2020-21)
- Sydney Broderick USSSA Pride (2017)
- Myssi Calkins Georgia Pride (1999)
- Ellie Cooper New Zealand National Team (2012-18), NZ Team Captain (2016-18), Junior World Championships (2011-15)
- Michaela Edenfield AUSL Volts (2025-pres.)
- Renee Espinoza Georgia Pride (1997)
- Devyn Flaherty Orlando Monarchs (2024-pres.)
- Kristy Fuentes Georgia Pride (1998)
- Tatiana George Harlem Diamonds (2005)
- Terese Gober Mannheim Tornados (2010)
- Carsyn Gordon Puerto Rico National Team (2016-23)
- Kalei Harding AUSL Blaze (2025-pres.)
- Briana Hamilton PA Rebellion (2014-15), Akron Racers (2015)
- Kylee Hanson ScrapYard Dawgs (2018-19)
- Casey Hunter Connecticut Brackettes (2006)
- Meghan King Puerto Rico National Team (2015-19)
- Leslie Malerich Connecticut Brackettes (2005-06), Italian National Team
- Elizabeth Mason Texas Smoke (2023-24), Orlando Monarchs (2025)
- Tiffany McDonald British National Team (2006), Coach for Dutch National Team
- Shannon Mitchem Silver Bullets (1993-98)
- Josie Muffley Athletes Unlimited (2023-24)
- Maddie O'Brien PA Rebellion (2015)
- Monica Perry Hotel Ambassador cc Terrasvogels (2013), South Australian Starz (2015-18)
- Alex Powers USSSA Pride (2017-19)
- Kaleigh Rafter Head Coach of Team Canada, Canadian National Team (2007-18), 2008 Olympics Participant, WMLS International Japan (2013-14), 2015 Pan Am Games Gold Medalist
- Korina Rosario Puerto Rico National Team (2015-18)
- Kathryn Sandercock USA Junior National Team (2017-19), USA National Team (2022-pres.)
- Courtney Senas Athletes Unlimited (2023-pres.), SGH Galaxy Stars - Japan (2023-2025)
- Laurie Shephard PA Rebellion (2015-16)
- Sydney Sherrill USA Junior National Team (2017-18) Athletes Unlimited (2022) Oklahoma City Spark (2023-pres.)
- Brandi Stuart Akron Racers (2004)
- Sabrina Stutsman Puerto Rico National Team (2015-17)
- Jessica van der Linden Arizona Heat (2004), Puerto Rico National Team
- Elisa Vasquez Houston (2004)
- Lacey Waldrop Chicago Bandits (2015-18)
- Jessi Warren AUSL Volts (2025)
- Danielle Watson Athletes Unlimited (2022), Florida Vibe (2023)
- Shamalene Wilson Georgia Pride (1997)
- Veronica Wootson Akron Racers (2007-08)
- Carly Wynn Tennessee Diamonds (2010)



Yuruby Alicart



Monica Perry



Caylan Arnold

Danielle Watson



Josie Muffley



TEAM AND INDIVIDUAL RECORDS

TEAM SEASON RECORDS

Victories

Most in a Season 63 1992 (63-9)

Streaks

All-time winning streaks 32 Mar. 4-26, 1985
 129 Feb. 23-April 9, 2017
 27 Mar. 22-May 11, 2003
 *25 Feb. 9-Mar. 18, 1992
 24 Mar. 3-April 9, 2017
 22 Feb. 20-Apr. 3, 2016
 *22 Feb. 8-Mar. 4, 2019
 *21 Feb. 13-Mar. 19, 1993
 20 March 3-April 6, 2018
 20 Mar. 21-Apr. 9, 1991
 *19 Feb. 11-Mar. 5, 2022
 18 Apr. 15-May 20, 2023
 18 Mar. 13-Mar. 28, 1998
 18 Apr. 11-May 16, 1992
 18 Mar. 10-23, 1986

! - unbeaten streak (28-0-1); * - streak started the season; ^ - dates unknown

Longest Losing Streak 8 March 4-11, 2000
 Highest Winning Pct. in Season .885 2022 (54-7)

Shutouts

Fewest Times Shutout in Season 2 2023 (69 games)
 2022 (63 games), 2016 (65 games),

1997 (65 games), 2014 (64 games),
 2010 (62 games), 1995 (61 games)

Most Times Shutout in Season 10 1994
 Most Recorded in Season 40 1992

Shutout Streaks

Without Being Shutout 61 May 22, 2022 - May 21, 2023
 Most Consecutive 17 1993
 Consecutive Scoreless Innings Pitched 124.2 1993

HITTING

Runs

Most in Game 22 vs. Detroit Mercy, 2020
 Most Allowed in Game 23 vs. Virginia Tech, 2022
 Largest Winning Margin 20 vs. B-CU, 2013
 Largest Losing Margin 14 vs. Michigan 2014, vs. Va Tech 2022
 Most in Season 459 2016
 Most Allowed in a Season 256 2006

Hits

Most in Season 628 1995
 Most Allowed in Season 442 1998

Doubles

Most in Season 122 2023
 Most Allowed in Season 69 2006, 1998

Triples

Most in Season 33 1994
 Most Allowed in Season 23 1994

Home Runs

Most in Season 105 2019
 Most Allowed in Season 47 2006

Runs Batted In

Most in Season 423 2019
 Most Allowed in a Season 233 2024

Batting Average

Highest in Season .346 2025
 Highest Allowed in Season .263 2024

Walks

Most in Season 318 2014
 Most Allowed in Season 229 2005

Stolen Bases

Most in Season 160 1996
 Most Allowed in Season 63 2002, 2007

FIELDING

Putouts

Most in Season 1,604 2000

Assists

Most in Season 804 2000

Errors

Most in Season 108 2006

Most by Opponents in Season 155 1995

Fielding Percentage

Highest in Season .982 2022

PITCHING

Pitching Appearances

Most in Season 78 2000

Innings Pitched

Most in Season 534.2 2000

No Hitters

Most in Season 8 1986

Earned Run Average

Lowest in Season 0.37 1984 (18 ER-339.2 IP)
 Highest in Season 3.71 2024 (369 ER-396.1 IP)

INDIVIDUAL SEASON RECORDS

BATTING

Most Games Played: 78, Kimmy Carter, 2000
 Brandi Stuart, 2000
 Serita Brooks, 2000
 Natalie Bennett, 2000

At Bats:

Runs: 252, Natasha Jacob, 2006
 Hits: 72, Shamalene Wilson, 1996
 Doubles: 99, Serita Brooks, 2000
 Triples: 29, Sydney Sherrill, 2018
 11, Tiffany Daniels, 1987
 11, Shamalene Wilson, 1995

Home Runs:

RBI's: 24, Maddie O'Brien, 2014
 Walks: 83, Maddie O'Brien, 2014
 Strikeouts: 73, Maddie O'Brien, 2015
 Batting Average: 55, LaShaun Davis, 2005
 Stolen Bases: 436, Isa Torres, 2025
 Sacrifices: 73, Danielle Cox (73-of-82), 1999
 25, Shannon Mitchem, 1992

FIELDING

Putouts: 498, Becky Wallace, 2000
 Assists: 189, Cindy Lawton, 1995
 Errors: 34, Jesse McGregor, 1996
 Fielding Pct.: 1.000, Julie Rice (320 chances), 1990
 Morgan Klaevemann (65 outfield chances), 2015
 Anna Shelnutt (385 chances), 2021
 Kaley Mudge (88 outfield chances), 2022
 Hallie Wacaser (26 outfield chances), 2024

PITCHING

Appearances: 58, Leslie Malerich, 2000
 Games Started: 42, Lacey Waldrop, 2014
 Tiffany McDonald, 2006

Leslie Malerich, 2002
 Innings Pitched: 329.1, Tiffany McDonald, 2006

Wins: 38, Lacey Waldrop, 2014
 Losses: 19, Tiffany McDonald, 2006

Sarah Hamilton, 2011
 No Hitters: 4, Christy Larsen, 1990

Runs (Most): 148, Tiffany McDonald, 2006
 Runs (Least): 10, Julie Larsen, 1985

Shelley Berube, 1984
 Rebecca Aase, 1994

Earned Runs (Most): 107, Tiffany McDonald, 2006
 Earned Runs (Least): 1, Toni Gutierrez, (50.0 innings), 1990

Hits (Most): 250, Tiffany McDonald, (in 329.1 innings), 2006
 Walks (Most): 126, Casey Hunter, 2005

Walks (Least): 8, Annabelle Widra, 2025
 Strikeouts: 387, Jessica van der Linden, 2004

Hit Batsmen: 28, Tiffany McDonald, 2006
 Earned Run Average: 0.14, Toni Gutierrez, (50.0 innings), 1990

Most Doubles Allowed: 40, Tiffany McDonald, 2006
 Most Triples Allowed: 11, Rebecca Aase, 1994

Most Home Runs Allowed: 32, Tiffany McDonald, 2006
 Most Consecutive Victories: 50, Rebecca Aase, Feb. 15, 1991 - April 24, 1993

Best Win Percentage: 1.000, Rebecca Aase, (28-0), 1992, Makenna Reid (11-0), 2023
 Combined Strikeouts by Starting Pitchers: 25

Jessica Burroughs (4) vs. Kelly Barnhill (21), May 3, 2017

ALL-TIME TOP 10

BATTING RECORDS

GAMES

1. Sydney Sherrill	283	2018-22
2. Kristy Hull	281	1995-98
3. Brandi Stuart	280	2000-03
4. Devyn Flaherty	275	2020-24
Jessica van der Linden	275	2001-04
6. Tami Post	273	1996-99
Veronica Wootson	273	2004-07
8. Kimmy Carter	272	1999-02
9. Myssi Calkins	271	1994-97
10. Jesse McGregor	267	1996-99

BATTING AVERAGE

1. Jessie Warren	.391	2015-18
2. Shamalene Wilson	.366	1993-96
Danielle Cox	.366	1998-99
4. Morgan Klavemann	.361	2015-18
Jessica van der Linden	.361	2001-04
6. Brandi Stuart	.357	2000-03
7. Tiffany Daniels	.357	1986-89
8. Carly Wynn	.355	2007-10
9. Cindy Lawton	.354	1994-95
10. Sydney Sherrill	.352	2018-22

RUNS

1. Jessie Warren	229	2015-18
2. Sydney Sherrill	225	2018-22
3. Shamalene Wilson	223	1993-96
4. Cali Harrod	211	2016-19
5. Tiffani Brown	207	2010-14
6. Carsyn Gordon	199	2016-19
Veronica Wootson	199	2004-07
8. Morgan Klavemann	193	2015-18
9. Brandi Stuart	192	2000-03
10. Courtney Senas	180	2011-14

HITS

1. Shamalene Wilson	310	1993-96
2. Jessie Warren	288	2015-18
3. Brandi Stuart	287	2000-03
4. Tiffani Brown	285	2010-14
5. Veronica Wootson	282	2004-07
6. Sydney Sherrill	281	2018-22
7. Jessica van der Linden	277	2001-04
8. Kristy Hull	275	1995-98
9. Natasha Jacob	271	2003-06
10. Myssi Calkins	253	1994-97

DOUBLES

1. Sydney Sherrill	82	2018-22
2. Kalei Harding	57	2021-24
3. Jessie Warren	51	2015-18
Alex Powers	51	2014-17
5. Jessica van der Linden	50	2001-04
6. Kaley Mudge	47	2020-24
6. Carly Wynn	45	2007-10
7. Cali Harrod	41	2016-19
Maddie O'Brien	41	2012-15
Veronica Wootson	41	2004-07
10. Victoria East	39	2013-16
Brandi Stuart	39	2000-03

TRIPLES

1. Shamalene Wilson	30	1993-96
2. Tiffani Brown	22	2010-14
Veronica Wootson	22	2004-07
4. Tiffany Daniels	21	1986-89
5. Lisa Davidson	19	1991-94
6. Kimmy Carter	18	1999-02
7. Jessica van der Linden	17	2001-04
Brandi Stuart	17	2000-03
9. Leslie Barton	16	1990-93
Susan Buttery	16	

HOME RUNS

1. Jessie Warren	83	2015-18
2. Maddie O'Brien	55	2012-15
3. Michaela Edenfield	54	2021-25
4. Kalei Harding	46	2021-24
5. Sydney Sherrill	43	2018-22
6. Carsyn Gordon	38	2016-19
7. Courtney Senas	36	2011-14
8. Alex Powers	35	2014-17
9. Cali Harrod	34	2016-19
10. Cassidy Davis	32	2017-21
Elizabeth Mason	32	2018-21

RBI

1. Jessie Warren	273	2015-18
2. Maddie O'Brien	216	2012-15
3. Sydney Sherrill	209	2018-22
4. Kalei Harding	208	2021-24
5. Michaela Edenfield	202	2021-25
6. Carsyn Gordon	174	2016-19
7. Alex Powers	171	2014-17
8. Jessica van der Linden	161	2001-04
9. Courtney Senas	158	2011-14
10. Dani Morgan	157	2017-21

STOLEN BASES

1. Myssi Calkins	185	1994-97
2. Shamalene Wilson	164	1993-96
3. Brandi Stuart	161	2000-03
4. Morgan Klavemann	126	2015-18
5. Cali Harrod	124	2016-19
6. Tiffani Brown	109	2010-14
7. Devyn Flaherty	100	2020-24
8. Serita Brooks	97	2000-01
9. Danielle Cox	93	1998-99
10. Veronica Wootson	79	2004-07

WALKS

1. Maddie O'Brien	198	2012-15
2. Sydney Sherrill	186	2018-22
3. Michaela Edenfield	163	2021-25
4. Cali Harrod	155	2016-19
5. Carsyn Gordon	153	2016-19
6. Jessica van der Linden	144	2001-04
7. Alex Powers	133	2014-17
Brandi Stuart	133	2000-03
9. Morgan Klavemann	123	2015-18
10. Jessi Warren	121	2015-18

SLUGGING PERCENTAGE

1. Jessie Warren	.820	2015-18
2. Michaela Edenfield	.649	2021-25
3. Maddie O'Brien	.645	2012-15
4. Yuruby Alicart	.622	2006-07
Sydney Sherrill	.622	2018-22
6. Alex Powers	.612	2014-17
7. Tiffany Daniels	.592	1986-89
8. Kaleigh Rafter	.582	2009
9. Kalei Harding	.581	2021-24
10. Carsyn Gordon	.558	2016-19

PITCHING RECORDS

APPEARANCES

1. Kathryn Sandercock	184	2019-23
2. Leslie Malerich	179	1999-02
3. Meghan King	173	2016-19
4. Lacey Waldrop	170	2012-15
5. Tiffany McDonald	163	2005-08
6. Jessica Burroughs	152	2014-17
7. Sarah Hamilton	149	2008-11
8. Terese Gober	141	2007-10
9. Casey Hunter	137	2002-05
10. Jen White-Stokes	135	1998-01

INNINGS PITCHED

1. Leslie Malerich	988.2	1999-02
2. Tiffany McDonald	898.1	2005-08
3. Lacey Waldrop	859.2	2012-15
4. Debbie DeJohn	798.0	1987-90
5. Meghan King	791.0	2016-19
6. Casey Hunter	759.1	2002-05
7. Julie Larsen	759.0	1985-88
8. Jen White-Stokes	756.1	1998-01
9. Kathryn Sandercock	718.0	2019-23
10. Christy Larsen	706.1	1988-91

WINS

1. Lacey Waldrop	109	2012-15
2. Meghan King	108	2016-19
3. Leslie Malerich	107	1999-02
Kathryn Sandercock	107	2019-23
5. Jessica Burroughs	92	2014-17
6. Debbie DeJohn	90	1987-90
7. Casey Hunter	85	2002-05
Julie Larsen	85	1985-88
9. Tiffany McDonald	79	2005-08
10. Christy Larsen	77	1988-91

STRIKEOUTS

1. Sarah Hamilton	1,005	2008-11
2. Tiffany McDonald	939	2005-08
3. Lacey Waldrop	917	2012-15
4. Jessica van der Linden	899	2001-04
5. Casey Hunter	893	2002-05
6. Jessica Burroughs	845	2014-17
7. Julie Larsen	834	1985-88
8. Christy Larsen	758	1988-91
9. Leslie Malerich	751	1999-02
10. Terese Gober	692	2007-10

EARNED RUN AVERAGE

(MINIMUM 300 IP)

1. Shelley Berrube	0.38	1984-85
2. Toni Gutierrez	0.47	1990-93
3. Tina Kyler	0.50	1984-85*
4. Julie Larsen	0.68	1985-88*
5. Debbie DeJohn	0.69	1987-90*
6. Marla Looper	0.78	1993-94
7. Rebecca Aase	0.84	1991-94
8. Jessica van der Linden	0.96	2001-04
9. Christy Larsen	0.98	1988-91*
10. Renee Espinoza	1.06	1995-96

SHUTOUTS

1. Toni Gutierrez	52	1990-93
2. Julie Larsen	51	1988-91*
3. Leslie Malerich	47	1999-02
4. Debbie DeJohn	43	1987-90*
5. Rebecca Aase	42	1991-94
6. Jessica van der Linden	39	2001-04
7. Christy Larsen	37	1988-91
8. Casey Hunter	36	2002-05
9. Kathryn Sandercock	35	2019-23
10. Renee Espinoza	29	1995-96

SAVES

1. Kathryn Sandercock	18	2019-23
2. Leslie Malerich	12	1999-02
3. Meghan King	11	2016-19
4. Jessica Burroughs	9	2014-17
Jessica Nori	9	2011-14
6. Jazzy Francik	8	2025-pres.
Sarah Hamilton	8	2008-11
Tiffany McDonald	8	2005-07
Lacey Waldrop	7	2012-15
Casey Hunter	7	2002-05
Makenna Reid	7	2023-pres.

FIELDING RECORDS

ASSISTS

1. Tami Post	591	1996-99
2. Sydney Sherrill	555	2018-22
3. Jesse McGregor	523	1996-99
4. Jessie Warren	515	2015-18
5. Michelle Snyder	491	2006-09
6. Cali Harrod	451	2016-19
7. Brandi Stuart	445	2000-03
8. Veronica Wootson	422	2004-07
9. Shannan Mitchem	418	1990-92
10. Maddie O'Brien	405	2012-15

PUTOUTS

1. Lori Crouse	1260	1986-89
2. Anna Shelnut	1211	2017-21
3. Wendy Braye	1209	1994-97
4. Brittany Osmon	1203	2005-08
5. Corrie Williams	1152	1996-99
6. Alex Powers	1124	2014-17
7. Beth Wade	1117	2001-04
8. Michaela Edenfield	1056	2021-25
9. Heather Feltman	1013	1993-95
10. Elisa Vasquez	1006	2001-04

Returning Players in BOLD
*Pre Yellow Ball Era



WHITE BALL ERA RECORDS

SINGLE SEASON

BATTING RECORDS

GAMES

1. Sydney Sherrill	283	2018-22
2. Kristy Hull	281	1995-98
3. Brandi Stuart	280	2000-03
4. Jessica van der Linden	275	2001-04
5. Tami Post	273	1996-99
Veronica Wootson	273	2004-07
7. Kimmy Carter	272	1999-02
8. Myssi Calkins	271	1994-97
9. Jesse McGregor	267	1996-99
10. Dani Morgan	266	2017-21

BATTING AVERAGE

1. Tiffany Daniels	.391	1987
2. Penny Siqueiros	.381	1992
3. Leslie Barton	.355	1992
4. Carolyn Fiero	.353	1986
5. Susan Buttery	.350	1992

RUNS

1. Tiffany Daniels	63	1987
2. Susan Buttery	59	1992
3. Shannan Mitchem	53	1992
4. Leslie Barton	44	1992
5. Carolyn Fiero	40	1987

HITS

1. Susan Buttery	84	1992
2. Penny Siqueiros	80	1992
3. Tiffany Daniels	79	1987
4. Leslie Barton	71	1992
Penny Siqueiros	71	1991

DOUBLES

1. Leslie Barton	11	1992
2. Lisa Davidson	8	1992
3. Tiffany Daniels	8	1989
4. Teresa Collins	7	1984
Penny Siqueiros	7	1991

TRIPLES

1. Tiffany Daniels	11	1987
2. Susan Buttery	9	1992
3. Laurie Holler	8	1985
4. Lisa Davidson	7	1992
5. Greta Bahn	6	1984

HOME RUNS

1. Tiffany Daniels	10	1987
2. Teresa Collins	7	1984
3. Lisa Davidson	6	1992
Tiffany Daniels	6	1989
Carolyn Fiero	6	1986

RBI

1. Penny Siqueiros	49	1992
2. Tiffany Daniels	41	1987
3. Susan Buttery	39	1992
4. Leslie Barton	38	1992
5. Lori Couse	33	1988

STOLEN BASES

1. Leslie Barton	35	1992
2. Tiffany Daniels	25	1989
3. Tiffany Daniels	23	1987
4. Cindy Gordon	21	1992
5. Greta Bahn	20	1986

WALKS

1. Tiffany Daniels	39	1987
2. Leslie Barton	29	1992
3. Carolyn Fiero	27	1987
4. Tiffany Daniels	26	1988
5. Greta Bahn	25	1985

SLUGGING PERCENTAGE

1. Tiffany Daniels	.673	1987
2. Teresa Collins	.629	1984
3. Carolyn Fiero	.622	1986
4. Greta Bahn	.576	1984
5. Tiffany Daniels	.550	1989

PITCHING RECORDS

INNINGS PITCHED

1. Toni Gutierrez	285.1	1992
2. Christy Larsen	275.0	1991
3. Julie Larsen	237.2	1987
4. Debbie DeJohn	225.2	1990
5. Julie Larsen	225.0	1986

WINS

1. Toni Gutierrez	35	1992
2. Christy Larsen	33	1991
3. Rebecca Aase	28	1992
4. Debbie DeJohn	25	1987
Julie Larsen	25	1987

STRIKEOUTS

1. Christy Larsen	307	1991
2. Toni Gutierrez	295	1992
3. Julie Larsen	270	1986
4. Tina Kyler	248	1984
5. Julie Larsen	224	1987

EARNED RUN AVERAGE

1. Shelley Berube	0.22	1984
2. Julie Larsen	0.23	1985
3. Julie Larsen	0.37	1986
4. Christy Larsen	0.39	1990
5. Tina Kyler	0.46	1985

SHUTOUTS

1. Toni Gutierrez	23	1992
2. Julie Larsen	21	1986
3. Rebecca Aase	16	1992
Julie Larsen	16	1987
5. Christy Larsen	15	1990

CAREER

BATTING RECORDS

BATTING AVERAGE

1. Tiffany Daniels	.357	1986-89
2. Penny Siqueiros	.333	1989-92
3. Susan Buttery	.320	1990-93
4. Leslie Barton	.311	1990-93
5. Lisa Davidson	.309	1991-94

RUNS

1. Susan Buttery	170	1990-93
2. Tiffany Daniels	149	1986-89
3. Leslie Barton	131	1990-93
4. Penny Siqueiros	105	1989-92
5. Shannan Mitchem	101	1989-92

HITS

1. Susan Buttery	245	1990-93
2. Penny Siqueiros	219	1989-92
3. Leslie Barton	216	1990-93
4. Tiffany Daniels	199	1986-89
5. Lisa Davidson	187	1991-94

DOUBLES

1. Lisa Davidson	27	1991-94
2. Leslie Barton	23	1990-93
3. Susan Buttery	18	1990-93
4. Tiffany Daniels	17	1986-89
5. Teresa Collins	14	1983-84

TRIPLES

1. Tiffany Daniels	21	1986-89
2. Lisa Davidson	19	1991-94
3. Susan Buttery	16	1990-93
Leslie Barton	16	1990-93
5. Penny Siqueiros	12	1989-92

HOME RUNS

1. Tiffany Daniels	24	1986-89
2. Lisa Davidson	17	1991-94
3. Teresa Collins	15	1983-84
4. Leslie Barton	14	1990-93
5. Susan Buttery	10	1990-93

RBI

1. Leslie Barton	131	1990-93
2. Lisa Davidson	114	1991-94
3. Penny Siqueiros	110	1989-92
4. Tiffany Daniels	103	1986-89
5. Susan Buttery	81	1990-93

STOLEN BASES

1. Leslie Barton	35	1992
2. Tiffany Daniels	25	1989
3. Greta Bahn	41	1984-86
4. Susan Buttery	34	1990-93
5. Cindy Gordon	31	1992-93

WALKS

1. Tiffany Daniels	95	1986-89
2. Leslie Barton	70	1990-93
3. Lisa Davidson	64	1991-94
4. Susan Buttery	63	1990-93
5. Penny Siqueiros	53	1989-92

SLUGGING PERCENTAGE

1. Tiffany Daniels	.592	1986-89
2. Lisa Davidson	.501	1991-94

3. Carolyn Fiero	.492	1986-87
4. Penny Siqueiros	.434	1989-92
5. Susan Buttery	.424	1990-93

PITCHING RECORDS

INNINGS PITCHED

1. Debbie DeJohn	799.0	1987-90
2. Julie Larsen	757.2	1985-88
3. Toni Gutierrez	651.0	1990-93
4. Rebecca Aase	566.2	1991-94
5. Tina Kyler	339.1	1984-85

WINS

1. Debbie DeJohn	89	1987-90
2. Julie Larsen	84	1985-88
3. Christy Larsen	78	1988-91
4. Toni Gutierrez	74	1990-93
5. Rebecca Aase	71	1991-94

STRIKEOUTS

1. Julie Larsen	831	1985-88
2. Christy Larsen	758	1988-91
3. Toni Gutierrez	648	1990-93
4. Tina Kyler	457	1984-85
5. Debbie DeJohn	449	1987-90

EARNED RUN AVERAGE

1. Shelley Berube	0.49	1984-85
2. Toni Gutierrez	0.64	1990-93
Tina Kyler	0.64	1984-85
4. Julie Larsen	0.87	1985-88
Debbie DeJohn	0.87	1987-90

SHUTOUTS

1. Julie Larsen	51	1985-88
Toni Gutierrez	51	1990-93
3. Rebecca Aase	44	1991-94
4. Debbie DeJohn	43	1987-90
5. Christy Larsen	36	1989-91

SINGLE SEASON TOP 10

BATTING RECORDS

AT BATS

1.	Natasha Jacob	252	2006
2.	Veronica Wootson	248	2004
3.	Serita Brooks	242	2000
4.	Susan Buttery	240	1991*
5.	Brandi Stuart	233	2000
6.	Kristy Hull	232	1995
7.	Shamalene Wilson	229	1996
8.	Danielle Cox	227	1999
	Cindy Lawton	227	1995
10.	Whitney Buckmon	222	2006

BATTING AVERAGE

1.	Isa Torres	.436	2025
2.	Danielle Cox	.432	1999
3.	Maddie O'Brien	.424	2014
4.	Jaysoni Beachum	.417	2024
5.	Jessie Warren	.413	2017
6.	Jessica van der Linden	.412	2003
7.	Morgan Klavevemann	.410	2017
8.	Sydney Sherrill	.405	2019
9.	Jessie Warren	.404	2018
10.	Shamalene Wilson	.402	1996

RUNS

1.	Cali Harrod	73	2019
2.	Shamalene Wilson	72	1996
3.	Jessie Warren	71	2016
4.	Veronica Wootson	70	2004
	Isa Torres	70	2025
6.	Morgan Klavevemann	69	2016
7.	Carsyn Gordon	66	2019
8.	Tiffani Brown	65	2014
	Courtney Senas	65	2014
10.	Brandi Stuart	63	2002
	Tiffany Daniels	63	1987*

HITS

1.	Serita Brooks	99	2000
2.	Danielle Cox	98	1999
3.	Isa Torres	95	2025
4.	Natasha Jacob	94	2006
5.	Shamalene Wilson	91	1996
6.	Kristy Hull	87	1995
	Cindy Lawton	87	1995
8.	Susan Buttery	84	1991*
9.	Veronica Wootson	83	2004
10.	Myssi Calkins	82	1997

DOUBLES

1.	Sydney Sherrill	29	2018
2.	Kalei Harding	22	2023
3.	Alex Powers	19	2017
	Yuruby Alicart	19	2006
5.	Kaley Mudge	18	2023
	Sydney Sherrill	18	2019
	Carly Wynn	18	2010
8.	Maddie O'Brien	17	2014
	Yuruby Alicart	17	2007
10.	Sydney Sherrill	16	2022
	Alex Powers	16	2016
	Victoria East	16	2013
	Cindy Lawton	16	1995

TRIPLES

1.	Tiffany Daniels	11	1987*
	Shamalene Wilson	11	1995
3.	Kennedy Harp	10	2025
4.	Veronica Wootson	9	2006
	Susan Buttery	9	1992*
	Lisa Davidson	9	1993
	Shamalene Wilson	9	1994
8.	Carly Wynn	8	2010
	Serita Brooks	8	1996
	Laurie Holler	8	1995
10.	Veronica Wootson	7	2004
	Brandi Stuart	7	2002
	Shamalene Wilson	7	1996
	Lisa Donaldson	7	1991*
	Amaya Ross	7	2024

HOME RUNS

1.	Maddie O'Brien	24	2014
2.	Jessie Warren	23	2017
3.	Jessie Warren	21	2018
4.	Jessie Warren	20	2016
5.	Jessie Warren	19	2015
6.	Michaela Edenfield	16	2022
	Sydney Sherrill	16	2019
	Alex Powers	16	2016
	Jaysoni Beachum	16	2024
9.	Katie Dack	15	2025
	Michaela Edenfield	15	2024
	Kalei Harding	15	2022
	Carsyn Gordon	15	2019
	Cali Harrod	15	2019
	Courtney Senas	15	2014

RBI

1.	Maddie O'Brien	83	2014
2.	Jessie Warren	78	2016
3.	Jessie Warren	70	2018
4.	Jessie Warren	68	2017
5.	Jaysoni Beachum	66	2024
6.	Kalei Harding	65	2024
7.	Alex Powers	63	2016
8.	Sydney Sherrill	60	2019
9.	Dani Morgan	58	2019
	Sydney Sherrill	58	2018

STOLEN BASES

1.	Danielle Cox	73	1999
2.	Shamalene Wilson	69	1996
3.	Myssi Calkins	61	1997
4.	Serita Brooks	55	2001
5.	Brandi Stuart	54	2002
	Myssi Calkins	54	1996
7.	Morgan Klavevemann	53	2016
8.	Myssi Calkins	44	1994
9.	Cali Harrod	43	2019
	Tiffani Brown	43	2012
	Serita Brooks	43	2000

WALKS

1.	Maddie O'Brien	73	2015
2.	Cali Harrod	57	2019
3.	Alex Powers	56	2015
	Maddie O'Brien	56	2014
5.	Carsyn Gordon	54	2018
6.	Erika Leonard	52	2012
7.	Morgan Klavevemann	51	2016
	Sydney Sherrill	51	2021
	Sydney Sherrill	51	2022
10.	Brandi Stuart	49	2002

SLUGGING PERCENTAGE

1.	Maddie O'Brien	.942	2014
2.	Jessie Warren	.922	2017
3.	Jessie Warren	.836	2018
4.	Michaela Edenfield	.806	2024
5.	Kennedy Harp	.765	2025
	Jessie Warren	.765	2016
6.	Sydney Sherrill	.762	2019
7.	Jessie Warren	.761	2015
8.	Jaysoni Beachum	.743	2024
9.	Alex Powers	.721	2016
10.	Katie Dack	.697	2025

PITCHING RECORDS

APPEARANCES

1.	Leslie Malerich	58	2000
2.	Tiffany McDonald	57	2006
3.	Leslie Malerich	55	2002
4.	Kathryn Sandercock	48	2023
	Lacey Waldrop	48	2014
	Kristy Fuentes	48	1997
7.	Meghan King	47	2016
	Lacey Waldrop	47	2013
	Casey Hunter	47	2005
10.	Sarah Hamilton	45	2011
	Sarah Hamilton	45	2010
	Ashtyn Danley	45	2024

INNINGS PITCHED

1.	Tiffany McDonald	329.1	2006
2.	Leslie Malerich	323.0	2000
3.	Leslie Malerich	315.1	2002
4.	Kristy Fuentes	310.0	1997
5.	Toni Gutierrez	285.1	1992*
6.	Christy Larsen	275.0	1991*
7.	Casey Hunter	268.1	2005
8.	Lacey Waldrop	266.1	2014
9.	Renee Espinoza	253.0	1996
10.	Jessica van der Linden	246.1	2004

WINS

1.	Lacey Waldrop	38	2014
2.	Leslie Malerich	35	2002
	Leslie Malerich	35	2000
	Toni Gutierrez	35	1992*
5.	Casey Hunter	33	2004
	Christy Larsen	33	1991*
7.	Kristy Fuentes	32	1997
8.	Kathryn Sandercock	30	2022
	Meghan King	30	2019
	Kylee Hanson	30	2018
	Tiffany McDonald	30	2006
	Renee Espinoza	30	1996

STRIKEOUTS

1.	Jessica van der Linden	387	2004
2.	Casey Hunter	338	2005
3.	Sarah Hamilton	326	2010
4.	Tiffany McDonald	312	2006
5.	Sarah Hamilton	311	2009
6.	Christy Larsen	307	1991*
7.	Toni Gutierrez	295	1992*
8.	Sarah Hamilton	289	2011
9.	Lacey Waldrop	287	2014
10.	Casey Hunter	277	2004

EARNED RUN AVERAGE

(MINIMUM 100 INNINGS PITCHED)

1.	Julie Larsen	0.29	1985*
2.	Christy Larsen	0.35	1990*
3.	Julie Larsen	0.37	1986*
4.	Marla Looper	0.42	1993
5.	Toni Gutierrez	0.46	1993
	Tina Kyler	0.46	1985*
7.	Toni Gutierrez	0.47	1992*
8.	Rebecca Aase	0.51	1993
	Debbie DeJohn	0.51	1987*
10.	Debbie DeJohn	0.53	1989*
	Shelly Berube	0.53	1985*

SHUTOUTS

1.	Toni Gutierrez	23	1992*
2.	Jessica van der Linden	20	2004
	Julie Larsen	20	1986*
4.	Leslie Malerich	16	2000
	Julie Larsen	16	1987*
6.	Rene Espinoza	15	1995
	Christy Larsen	15	1990*
8.	Casey Hunter	14	2004
	Toni Gutierrez	14	1991*
	Debbie DeJohn	14	1990*
	Tina Kyler	14	1985*

SAVES

1.	Kathryn Sandercock	10	2023
2.	Jazzy Francik	8	2025
3.	Makenna Reid	6	2023
4.	Leslie Malerich	5	1995
5.	Jessica Burroughs	4	2017
	Jessica Nori	4	2014
	Jessica Nori	4	2012
	Bailey Schinella	4	2012
	Tiffany McDonald	4	2006
	Marla Looper	4	1994
10.	Kathryn Sandercock	3	2022
	Meghan King	3	2019
	Meghan King	3	2018
	Meghan King	3	2017
	Jessica Burroughs	3	2015
	Sarah Hamilton	3	2010
	Tiffany McDonald	3	2007
	Casey Hunter	3	2005
	Niki Zenger	3	1995

FIELDING RECORDS

ASSISTS

1.	Cindy Lawton	189	1995
2.	Natalie Bennett	173	2000
3.	Tami Post	171	1998
4.	Shannan Mitchem	165	1992*
5.	Natalie Bennett	156	2001
6.	Jesse McGregor	153	1998
7.	Jessie Warren	150	2016
8.	Veronica Wootson	149	2007
9.	Shannan Mitchem	148	1991*
10.	Jessie Warren	147	2017

PUTOUTS

1.	Kaleigh Rafter	540	2009
2.	Becky Wallace	498	2000
3.	Jen Lapicki	489	2010
4.	Heather Feltmann	480	1994
5.	Heather Feltmann	463	1995
6.	Elizabeth Mason	446	2021
7.	Leslie Adams	443	1992*
8.	Carsyn Gordon	431	2018
9.	Alex Powers	421	2016
10.	Victoria East	418	2013

Returning Players in BOLD



FRESHMEN TOP 10

SEASON BATTING RECORDS

RUNS

1.	Veronica Wootson	70	2004
2.	Jaysoni Beachum	55	2024
3.	Jessi Warren	53	2015
4.	Sydney Sherrill	46	2018
5.	Cali Harrod	45	2016
6.	Kristy Hull	44	1995
7.	Morgan Klaevman	43	2015
8.	Dani Morgan	43	2017
9.	Shamalene Wilson	41	1993
10.	Tatiana George	39	2002
	Brandi Stuart	39	2000
	Devyn Flaherty	39	2021

HITS

1.	Kristy Hull	87	1995
2.	Veronica Wootson	83	2004
3.	Sydney Sherrill	81	2018
4.	Brandi Stuart	79	2000
5.	Jaysoni Beachum	78	2024
6.	Morgan Klaevman	70	2015
7.	Isa Torres	69	2024
	Jessi Warren	69	2015
9.	Shamalene Wilson	64	1993
10.	Christy Ceredcedes	63	1998
	Jessica van der Linden	63	2001
	Tiffani Brown	63	2010

BATTING AVERAGE

1.	Jaysoni Beachum	.417	2024
2.	Morgan Klaevman	.393	2015
3.	Kristy Hull	.375	1995
4.	Sydney Sherrill	.370	2018
5.	Jessi Warren	.367	2015
6.	Isa Torres	.356	2024
7.	Shamalene Wilson	.342	1993
8.	Brandi Stuart	.339	2000
9.	Carly Wynn	.336	2007
10.	Veronica Wootson	.335	2004

RBI

1.	Jaysoni Beachum	66	2024
2.	Sydney Sherrill	58	2018
3.	Isa Torres	57	2024
	Jessi Warren	57	2015
4.	Michaela Edenfield	50	2022
5.	Maddie O'Brien	43	2012
	Zoe Casas	43	2016
7.	Kalei Harding	42	2021
8.	Carsyn Gordon	37	2016
9.	Dani Morgan	36	2017
	Brandi Stuart	36	2000
	Jessica van der Linden	36	2001

HOME RUNS

1.	Jessi Warren	19	2015
2.	Jaysoni Beachum	16	2024
3.	Sydney Sherrill	12	2018
4.	Isa Torres	9	2024
5.	Veronica Wotson	8	2004
	Maddie O'Brien	8	2012
6.	Elizabeth Mason	7	2017
7.	Melissa Wood	6	2005
	Kalei Harding	6	2021
8.	Five players tied at 5		

SLUGGING PERCENTAGE

1.	Jessi Warren	.761	2015
2.	Jaysoni Beachum	.743	2024
3.	Sydney Sherrill	.676	2018

4.	Michaela Edenfield	.624	2022
5.	Isa Torres	.576	2024
6.	Veronica Wootson	.520	2004
7.	Elizabeth Mason	.517	2017
8.	Dani Morgan	.514	2017
9.	Maddie O'Brien	.507	2012
10.	Carsyn Gordon	.497	2016

ON BASE PERCENTAGE

1.	Jaysoni Beachum	.509	2024
2.	Jessi Warren	.481	2015
3.	Morgan Klaevman	.476	2015
4.	Carsyn Gordon	.436	2016
5.	Sydney Sherrill	.435	2018
	Michaela Edenfield	.435	2022
7.	Ashley Stager	.409	2008
8.	Monica Montez	.405	2007
	Kristy Hull	.405	1995

PITCHING RECORDS

ERA

1.	Makenna Reid	0.97	2023
2.	Niki Zenger	1.19	1995
3.	Lacey Waldrop	1.33	2012
4.	Sarah Hamilton	1.46	2008
5.	Jazzy Francik	1.51	2025
6.	Kristy Fuentes	1.55	1994
7.	Cassidy Davis	1.96	2017
8.	Kathryn Sandercock	1.99	2019
9.	Jessica Burroughs	2.08	2014
10.	Casey Hunter	2.10	2002

STRIKEOUTS

1.	Lacey Waldrop	139
2.	Meghan King	127
3.	Jessica Burroughs	125
4.	Terese Gober	123
5.	Ashtyn Danley	101
6.	Makenna Reid	91
7.	Jazzy Francik	87
8.	Sarah Hamilton	19
	Kristy Fuentes	79
10.	Niki Zenger	60

WINS

1.	Meghan King	25
2.	Lacey Waldrop	19
3.	Jessica Burroughs	17
4.	Ashtyn Danley	18
5.	Kathryn Sandercock	13
	Makenna Reid	13
	Terese Gober	13
8.	Niki Zenger	12
9.	Kristy Fuentes	11
10.	Jazzy Francik	10

SAVES

1.	Jazzy Francik	8	2025
2.	Makenna Reid	6	2023
3.	Casey Hunter	3	2002
	Niki Zenger	3	1995
5.	Ashtyn Danley	2	2024
	Meghan King	2	2016
	Lacey Waldrop	2	2012
8.	Kathryn Sandercock	1	2019
	Cassidy Davis	1	2017
	Jessica Burroughs	1	2014
	Sarah Hamilton	1	2008

WINS

1.	Meghan King	25	2016
2.	Lacey Waldrop	19	2012
3.	Jessica Burroughs	17	2014
4.	Ashtyn Danley	18	2024
5.	Kathryn Sandercock	13	2019
	Makenna Reid	13	2023
	Terese Gober	13	2007
8.	Niki Zenger	12	1995
9.	Kristy Fuentes	11	1994
10.	Jazzy Francik	10	2025

APPEARANCES

1.	Meghan King	47	2016
2.	Ashtyn Danley	45	2024
3.	Makenna Reid	43	2023
4.	Jazzy Francik	36	2025
5.	Lacey Waldrop	34	2012
6.	Kathryn Sandercock	32	2019
7.	Jessica Burroughs	28	2014
8.	Terese Gober	27	2007
9.	Cassidy Davis	25	2017
10.	Niki Zenger	23	1995

STREAKS

ALL-TIME WINNING STREAKS

32 games	Mar. 4-26, 1985
29 games	Feb. 19-April 9, 2017
27 games	Mar. 22-May 11, 2003
25 games	Feb. 9-Mar. 18, 1992
24 games	Mar 3-April 9, 2017
22 games	Feb. 20-Apr. 3, 2016
22 games	Feb. 8-Mar. 4, 2019
21 games	Feb. 13-Mar. 19, 1993
20 games	March 3-April 6, 2018
20 games	Mar. 21-Apr. 9, 1991
19 games	Feb. 11-Mar. 5, 2022
18 games	Apr. 15-May 20, 2023
18 games	Mar. 13-Mar. 28, 1998
18 games	Apr. 11-May 16, 1992
18 games	Mar. 10-23, 1986



ALL-TIME ACC WINNING STREAKS

22 games	Mar. 26-May 13, 2023
15 games	Mar. 26-Apr. 23, 2021
14 games	Mar. 25, 2003-Apr. 7, 2004
14 games	Apr. 11-May 9, 2009
12 games	Mar. 15, Apr. 6, 2014

CONSECUTIVE ACC SHUTOUTS

5 games	Apr. 3-10, 2021
4 games	Apr. 19-26, 2019
4 games	Mar.10-24, 2012
4 games	Apr. 24-May 1, 2004
4 games	May 2-8, 2009
3 games	Has happened 11 times; last in 2019

CONSECUTIVE SHUTOUTS

17 games	Feb. 22-Mar. 19, 1993
10 games	Mar. 10-19, 1986
9 games	Feb. 17-Mar. 2, 1994
8 games	Mar. 5-9, 1985
7 games	Apr. 9-23, 2003
7 games	Feb. 9-Mar. 1, 1992
7 games	Mar. 22-30, 1990
6 games	Feb. 26-Mar. 4, 2016
6 games	Feb. 19-24, 2010
6 games	Apr. 30-May 18, 1990
6 games	Apr. 9-14, 1982

CONSECUTIVE GAMES WITH A RUN SCORED

87 games	Mar. 4, 1981-Mar. 30, 1982
83 games	Mar. 17, 1973- Mar. 1977
67 games	Apr. 13, 2018-Apr. 3, 2019
62 games	Apr. 25, 2015-May 4, 2016
61 games	May 22, 2022-May 20, 2023
51 games	Apr. 3, 1982-Mar. 18, 1983
46 games	Mar. 7, 1984-Feb. 27, 1985
44 games	May 23, 1992-Apr. 16, 1993
43 games	Mar. 2-May 23, 2014
43 games	Apr. 14, 1985-Mar. 29, 1986



CONSECUTIVE ACC GAMES WITH A RUN SCORED

73 games	Mar. 20, 2022-Mar. 17, 2024
48 games	Apr. 23, 2011-May 10, 2013
42 games	May 7, 2016-Apr. 8, 2018
36 games	Feb. 25, 1995-Apr. 18, 1998
35 games	Mar. 8, 2014-Mar. 14, 2015
30 games	Apr. 12, 2015-May 1, 2016
30 games	May 11, 2002-Mar. 7, 2005
26 games	Mar. 13, 2010-Mar. 20, 2011
26 games	Mar. 18, 1999-May 11, 2001
23 games	Apr. 13, 2018-Mar. 31, 2019



ALL-TIME RECORDS VS. NFCA TOP 10

1995 • (0-6, 0-0 ACC)

Date	Opponent	Result	Score
Mar. 17	vs. #8 Michigan	L	1-2
Mar. 19	vs. #8 Michigan	L	0-5
Mar. 24	at #10 South Carolina	L	1-2
Mar. 24	at #10 South Carolina	L	2-3
Mar. 25	at #10 South Carolina	L	3-6
May 21	at #1 Arizona	L	0-15

1996 • (3-10, 0-0 ACC)

Date	Opponent	Result	Score
Feb. 16	vs. #5 UNLV	L	2-3
Feb. 16	vs. #4 Washington	L	6-13
Feb. 17	vs. #2 Arizona	L	4-8
Feb. 18	vs. #5 Cal State Fullerton	L	11-12
Mar. 1	vs. #4 Washington	L	1-3
Mar. 3	vs. #8 Cal State-Northridge	L	1-2
Mar. 10	vs. #1 UCLA	L	0-4
Apr. 13	vs. #8 South Carolina	W	4-2
May 5	vs. #7 South Carolina	W	5-1
May 5	vs. #7 South Carolina	L	3-5
May 6	vs. #7 South Carolina	W	2-1
May 18	vs. #2 Arizona	L	6-9
May 19	vs. #2 Arizona	L	3-10

1997 • (0-3, 0-0 ACC)

Date	Opponent	Result	Score
Feb. 14	vs. #3 Fresno State	L	0-2
Mar. 1	vs. #4 Washington	L	3-8
Mar. 9	vs. #9 Iowa	L	1-7

1998 • (3-5, 0-0 ACC)

Date	Opponent	Result	Score
Feb. 14	vs. #3 Washington	W	1-0
Feb. 14	vs. #2 Fresno State	W	2-1
Feb. 27	vs. #7 Arizona State	L	1-6
Mar. 1	vs. #8 California	L	1-4
Mar. 7	vs. #9 Missouri	L	1-3
May 6	vs. #6 USF	W	2-1
May 6	vs. #6 USF	L	2-3
May 16	vs. #9 Stanford	L	0-1

1999 • (0-3, 0-0 ACC)

Date	Opponent	Result	Score
Feb. 13	vs. #8 Nebraska	L	1-4
Feb. 26	vs. #8 Nebraska	L	0-1
Feb. 27	vs. #10 DePaul	L	3-5

2000 • (0-7, 0-0 ACC)

Date	Opponent	Result	Score
Mar. 3	vs. #8 Fresno State	L	0-2
Mar. 10	at #3 UCLA	L	0-3
Mar. 11	at #7 Fresno State	L	1-2
Apr. 8	vs. #10 Southern Miss	L	0-9
Apr. 9	vs. #10 Southern Miss	L	1-4
May 20	at #3 UCLA	L	1-6
May 21	at #3 UCLA	L	1-7

2001 • (1-2, 0-0 ACC)

Date	Opponent	Result	Score
May 19	vs. #6 California	L	0-1
May 20	vs. #6 California	W	2-1
May 20	vs. #6 California	L	2-3

2002 • (4-6, 0-0 ACC)

Date	Opponent	Result	Score
Feb. 8	vs. #9 Washington	L	4-6
Mar. 8	vs. #8 Michigan	L	0-1
Mar. 14	vs. #6 Oklahoma	W	1-0
Mar. 15	at #9 CSUF	L	1-8
May 7	vs. #10 FAU	W	3-2
May 7	vs. #10 FAU	L	0-5
May 23	vs. #1 UCLA	W	2-1
May 24	vs. #5 California	L	0-1
May 24	vs. #7 Nebraska	W	4-3
May 26	vs. #2 Arizona	L	2-6

2003 • (0-1, 0-0 ACC)

Date	Opponent	Result	Score
May 26	vs. #2 Arizona	L	2-6

Date	Opponent	Result	Score
Mar. 13	vs. #1 Arizona	L	0-2

2004 • (3-4, 0-0 ACC)

Date	Opponent	Result	Score
Feb. 28	vs. #4 Washington	W	7-1
Feb. 28	vs. #5 Oklahoma	W	3-2
May 8	at #7 Michigan	L	1-2
May 8	at #7 Michigan	L	0-1
May 27	vs. #2 California	L	2-4
May 29	vs. #7 Washington	W	2-0
May 30	vs. #3 LSU	L	1-2

2005 • (0-5, 0-0 ACC)

Date	Opponent	Result	Score
Mar. 17	vs. #5 Texas	L	2-7
Mar. 18	vs. #1 Arizona	L	0-6
May 21	vs. #10 Baylor	L	5-9
May 22	vs. #10 Baylor	L	3-5

2006 • (2-8, 0-0 ACC)

Date	Opponent	Result	Score
Feb. 24	vs. #2 Tennessee	L	0-1
Mar. 2	vs. #7 Michigan	L	0-9
Mar. 3	vs. #7 Michigan	L	3-6
Mar. 4	vs. #7 Michigan	L	0-5
Mar. 16	vs. #10 Arizona State	W	1-0
Mar. 18	vs. #9 Michigan	L	3-11
May 20	at #8 Georgia	W	3-2
May 21	at #8 Georgia	L	1-3
May 21	at #8 Georgia	W	2-0
May 26	at #7 Arizona State	L	1-6
May 27	at #7 Arizona State	L	1-5

2007 • (0-4, 0-0 ACC)

Date	Opponent	Result	Score
Feb. 28	vs. #9 Michigan	L	3-4
Feb. 28	vs. #9 Michigan	L	2-3
Mar. 16	vs. #7 Michigan	L	2-4
May 19	at #5 Alabama	L	3-6

2008 • (1-7, 0-0 ACC)

Date	Opponent	Result	Score
Mar. 1	vs. #4 Tennessee	L	5-8
Mar. 1	vs. #2 Texas AGM	L	0-7
Mar. 20	vs. #1 Arizona State	W	3-2
Mar. 21	vs. #7 Arizona	L	2-13
Apr. 16	vs. #3 Florida	L	1-6
Apr. 16	vs. #3 Florida	L	4-14
Apr. 30	at #6 Michigan	L	2-6
Apr. 30	at #6 Michigan	L	4-8

2009 • (1-4, 0-0 ACC)

Date	Opponent	Result	Score
Feb. 22	vs. #4 Michigan	W	6-5
Feb. 24	vs. #6 Michigan	L	0-1
Mar. 12	vs. #2 Washington	L	1-4
Mar. 12	vs. #8/9 Oklahoma	L	1-3
Apr. 8	at #1 Florida	L	3-4

2010 • (2-6, 1-3 ACC)

Date	Opponent	Result	Score
Mar. 24	at #7 Georgia	W	4-3
Apr. 14	vs. #3 Florida	L	4-8
Apr. 14	vs. #3 Florida	L	2-9
Apr. 24	vs. #6 Georgia Tech	L	1-14
Apr. 24	vs. #6 Georgia Tech	W	6-2
Apr. 25	vs. #6 Georgia Tech	L	2-5
May 16	vs. #7 Georgia Tech	L	4-8
May 22	at #9 Georgia	L	2-5

2011 • (0-4, 0-0 ACC)

Date	Opponent	Result	Score
Mar. 12	at #2 Alabama	L	0-8
Mar. 13	at #2 Alabama	L	2-9
May 4	at #4 Florida	L	0-1
May 22	at #6 Georgia	L	2-10

2012 • (0-1, 0-0 ACC)

Date	Opponent	Result	Score
Mar. 12	vs. #6 Florida	L	1-9

2013 • (0-5, 0-0 ACC)

Date	Opponent	Result	Score
Feb. 23	vs. #1 Oklahoma	L	0-6
Mar. 27	at #3 Florida	L	3-7
Apr. 17	vs. #4 Florida	L	0-8
May 25	vs. #4 Texas	L	2-3
May 26	vs. #4 Texas	L	0-4

2014 • (2-3, 0-0 ACC)

Date	Opponent	Result	Score
Feb. 7	vs. #9 Nebraska	L	3-4
Feb. 9	vs. #9 Nebraska	W	5-1
Apr. 2	at #6 Florida	W	3-2
Apr. 9	vs. #6 Florida	L	2-4
May 29	vs. #1 Oregon	L	0-3

2015 • (3-8, 0-0 ACC)

Date	Opponent	Result	Score
Feb. 7	vs. #6 Kentucky	W	3-2
Feb. 8	vs. #6 Kentucky	L	1-3
Feb. 14	vs. #7 Michigan	L	5-6
Feb. 14	vs. #7 Michigan	L	1-2
Mar. 25	vs. #9 Auburn	W	10-7
Mar. 25	vs. #9 Auburn	L	4-10
Apr. 8	vs. #3 Florida	L	1-5
Apr. 22	at #1 Florida	L	0-5
May 21	at #8 Tennessee	L	2-3
May 22	at #8 Tennessee	W	6-1
May 23	at #8 Tennessee	L	1-2

2016 • (2-6, 0-0 ACC)

Date	Opponent	Result	Score
Feb. 19	vs. #2 Michigan	L	2-6
Feb. 20	vs. #2 Michigan	L	3-10
Apr. 20	at #3 Auburn	L	6-9
Apr. 20	at #3 Auburn	W	4-3
May 4	vs. #1 Florida	L	1-7
May 4	vs. #1 Florida	L	0-1
June 5	vs. #2 Michigan	W	1-0
June 5	vs. #5 Auburn	L	7-8

2017 • (3-4, 0-0 ACC)

Date	Opponent	Result	Score
Feb. 25	vs. #9 Arizona	W	1-0
Feb. 26	vs. #6 UCLA	W	2-1
Apr. 12	at #3 Florida	L	0-1
May 3	vs. #1 Florida	W	3-1
May 6	at #5 Oregon	L	0-11
May 6	at #5 Oregon	L	1-3
May 7	at #5 Oregon	L	1-2

2018 • (9-4, 0-0 ACC)

Date	Opponent	Result	Score
Feb. 23	at #10 Alabama	L	0-3
Feb. 24	at #10 Alabama	W	3-1
Mar. 2	vs. #6 Oregon	L	0-5
Mar. 4	vs. #6 Oregon	W	2-1
Apr. 11	vs. #6 Florida	W	4-1
Apr. 25	at #5 Florida	L	1-5
May 31	vs. #3 UCLA	L	4-7
June 2	vs. #7 Georgia	W	7-2
June 2	vs. #1 Oregon	W	4-1
June 3	vs. #3 UCLA	W	3-1
June 3	vs. #3 UCLA	W	12-6
June 4	vs. #5 Washington	W	1-0
June 5	vs. #5 Washington	W	8-3

2019 • (4-1, 0-0 ACC)

Date	Opponent	Result	Score
Feb. 15	vs. #3 Oklahoma	W	7-4
Feb. 16	vs. #6 LSU	W	9-1
Feb. 17	vs. #6 Tennessee	W	5-2
Apr. 3	at #8 Florida	W	2-0
Apr. 17	vs. #6 Florida	L	0-4

2020 • (2-3, 0-0 ACC)

Date	Opponent	Result	Score
Feb. 7	vs. #1 Alabama	W	8-7
Feb. 8	vs. #1 Alabama	W	8-0 (5)
Feb. 14	vs. #1 Washington	L	0-7
Feb. 16	vs. #2 UCLA	L	2-3
Mar. 11	at #7 Florida	L	2-5

2021 • (9-5, 0-0 ACC)

Date	Opponent	Result	Score
Mar. 5	vs. #5 Florida	L	0-5
Mar. 6	vs. #5 Florida	W	3-2
Mar. 11	vs. #2 Arizona	W	4-2
Mar. 12	vs. #2 Arizona	L	0-1
Mar. 13	vs. #2 Arizona	W	2-0
May 27	at #7 LSU	W	1-0
May 28	at #7 LSU	W	4-3
June 3	vs. #2 UCLA	L	0-4
June 5	vs. #5 Oklahoma State	W	4-2
June 6	vs. #3 Alabama	W	2-0
June 7	vs. #3 Alabama	W	8-5
June 8	vs. #1 Oklahoma	W	8-4
June 9	vs. #1 Oklahoma	L	2-6
June 19	vs. #1 Oklahoma	L	1-5

2022 • (6-2, 1-2 ACC)

Date	Opponent	Result	Score
Feb. 20	vs. #3 UCLA	W	4-3
Mar. 16	at #3 Alabama	W	6-5
Apr. 6	at #7 Florida	W	4-2
Apr. 8	vs. #5 Virginia Tech	L	3-6
Apr. 9	vs. #5 Virginia Tech	L	9-23
Apr. 10	vs. #5 Virginia Tech	W	8-6
Apr. 28	vs. #7 Oklahoma State	W	2-1
Apr. 29	vs. #7 Oklahoma State	W	2-1

2023 • (9-6, 4-0 ACC)

Date	
------	--

NOLES IN THE POLLS

NFCA TOP 25

WEEK	1	2	3	4	5	6	7	8	9	10	11	12	13	14	15	16	17
1995	12	12	9	11	13	13	11	10	10	10	10	11	NP	NP	NP	NP	NP
1996	13	13	9	14	14	14	14	17	17	17	16	13	NP	NP	NP	NP	NP
1997	17	16	17	18	21	18	18	19	18	17	17	15	NP	NP	NP	NP	NP
1998	21	T-9	12	17	17	17	16	15	14	16	16	14	17	NP	NP	NP	NP
1999	21	RV	RV	NR	NR	RV	RV	NR	RV	RV	RV	RV	RV	NP	NP	NP	NP
2000	RV	RV	RV	RV	NR	RV	RV	NR	NR	NR	NR	RV	24	17	NP	NP	NP
2001	17	T-15	19	16	16	16	16	17	17	17	17	17	16	15	NP	NP	NP
2002	15	17	18	22	22	20	20	21	21	20	21	21	21	4	NP	NP	NP
2003	9	11	15	16	16	17	17	16	14	14	13	10	19	NP	NP	NP	NP
2004	19	11	11	6	5	4	4	4	3	2	2	2	2	4	5	NP	NP
2005	10	18	21	20	21	22	24	NR	NR	NR	NR	NR	NR	NR	NR	NP	NP
2006	NR	NR	NR	NR	NR	NR	NR	NR	NR	NR	NR	NR	NR	NR	25	NP	NP
2007	25	22	20	19	25	24	NR	NR	NR	NR	NR	NR	NR	NR	NR	NP	NP
2008	NR	NR	NR	NR	NR	NR	NR	NR	NR	NR	NR	NR	NR	NR	NR	NR	NP
2009	NR	NR	NR	NR	NR	25	22	19	21	21	19	18	17	16	16	22	NP
2010	23	23	22	18	16	19	20	19	19	19	24	24	25	25	NR	NP	NP
2011	RV	NR	RV	NR	NR	NR	NR	NR	NR	NR	NR	NR	NR	NR	NR	RV	NP
2012	RV	RV	RV	20	22	21	23	22	21	21	22	21	20	20	20	RV	NP
2013	25	25	23	25	RV	RV	RV	RV	NR	RV	RV	RV	RV	RV	RV	15	NP
2014	15	13	10	9	9	11	10	9	8	8	9	6	4	4	3	NP	NP
2015	5	6	9	12	12	10	10	11	8	8	10	10	9	9	9	NP	NP
2016	10	13	13	12	11	10	11	9	9	8	8	7	5	6	7	NP	NP
2017	3	3	1	1	1	1	1	1	1	1	2	2	2	4	4	NP	NP
2018	9	8	9	13	15	15	14	14	13	13	10	8	11	10	8	NP	NP
2019	1	1	1	1	1	3	3	3	3	3	4	6	5	5	4	NP	NP
2020	9	5	9	9	12	12	12	NP	NP	NP	NP	NP	NP	NP	NP	NP	NP
2021	12	13	15	16	15	13	12	10	9	9	7	6	6	7	8	NP	NP
2022	4	5	3	3	3	2	2	2	2	4	5	4	3	3	2	13	NP
2023	5	6	6	5	5	6	6	7	6	4	5	4	3	3	15	2	NP
2024	3	7	12	12	14	16	17	19	18	18	18	16	12	13	12	NP	13
2025	9	8	8	9	8	10	9	7	8	9	7	6	7	6	5	10	NP



NOLES IN THE POLLS

USA SOFTBALL TOP 25

WEEK	1	2	3	4	5	6	7	8	9	10	11	12	13	14	15	16
2003	-	-	-	-	-	-	-	-	-	-	-	-	10	10	21	-
2004	20	16	10	10	4	4	3	4	4	3	2	3	2	2	5	5
2005	25	NR	NR	NR	NR	NR	NR	NR	NR	NR	NR	-	-	-	-	-
2006	NR	NR	NR	NR	NR	NR	NR	NR	NR	NR	NR	NR	NR	NR	20	-
2007	25	22	20	19	NR	NR	NR	NR	NR	NR	NR	NR	NR	NR	NR	NR
2008	NR	NR	NR	NR	NR	NR	NR	NR	NR	NR	NR	NR	NR	-	NR	NR
2009	NR	NR	NR	25	25	24	22	20	NR	NR	NR	24	-	20	25	-
2010	19	NR	18	18	16	19	18	16	16	16	20	22	23	24	24	NR
2011	23	NR	NR	NR	NR	NR	NR	NR	NR	NR	NR	NR	NR	NR	NR	NR
2012	25	NR	25	20	22	22	23	22	22	22	22	20	19	19	20	22
2013	24	21	23	NR	NR	NR	NR	NR	NR	25	23	22	20	19	19	14
2014	12	12	10	11	9	10	11	11	8	7	8	6	4	4	3	7
2015	5	5	8	12	11	9	10	11	11	10	11	11	10	10	10	10
2016	10	15	15	12	11	11	11	8	8	8	7	6	5	6	7	3
2017	4	3	1	2	2	2	2	3	2	2	3	3	2	4	4	10
2018	6	6	7	13	15	11	12	11	9	8	8	6	9	7	6	1
2019	3	2	1	1	1	3	4	3	3	3	4	6	6	5	5	9
2020	8	5	8	8	11	10	12	-	-	-	-	-	-	-	-	-
2021	12	14	15	16	16	13	13	10	10	9	T7	6	9	8	9	2
2022	6	6	3	3	3	2	3	3	3	4	5	4	3	2	13	-
2023	4	7	6	5	6	6	7	7	6	4	5	4	3	3	3	2
2024	4	5	11	12	16	18	18	18	18	18	18	16	14	16	14	14
2025	12	9	8	8	9	10	9	8	10	9	8	7	9	8	7	9

FSU ALL-TIME NO HITTERS/PERFECT GAMES

Pitcher	Date	Opponent	Pitcher	Date	Opponent
1. Tina Kyler*	02/28/1984	Florida A&M	71. Jessica van der Linden	02/17/2004	Georgia Southern
2. Tina Kyler	03/08/1984	Mississippi State	72. Jessica van der Linden	02/22/2004	Florida A&M
3. Tina Kyler	03/13/1984	Saint Louis CC	73. Jessica van der Linden*	03/05/2004	Penn State
4. Shelley Berube	03/14/1984	East Central College	74. Casey Hunter	03/05/2004	Rhode Island
5. Shelley Berube	03/17/1984	Florida A&M	75. Casey Hunter*	03/13/2004	Saint Joseph's
6. Tina Kyler	03/19/1984	Onondaga CC	76. Jessica van der Linden	04/24/2004	North Carolina
7. Shelley Berube	03/23/1984	Rider College	77. Casey Hunter	05/20/2004	Long Island-Brooklyn
8. Shelley Berube	04/01/1984	East Carolina	78. Tiffany McDonald	03/30/2005	Jacksonville
9. Tina Kyler	04/02/1984	North Carolina	79. Tiffany McDonald	02/09/2007	Florida A&M
10. Shelley Berube	04/29/1984	New Orleans	80. Melissa May	02/17/2007	Memphis
11. Shelley Berube	02/25/1985	Florida A&M	81. Terese Gober	04/17/2007	Jacksonville
12. Shelley Berube	02/27/1985	Susquehanna	82. Tiffany McDonald	03/26/2008	Georgia Southern
13. Tina Kyler	03/19/1985	Western Illinois	83. Sarah Hamilton	02/21/2009	Indiana
14. Julie Larsen	03/21/1985	Bradley	84. Sarah Hamilton	05/02/2009	Boston College
15. Shelley Berube	03/25/1985	Ohio State	85. Sarah Hamilton	05/16/2009	Mississippi State
16. Julie Larsen	04/05/1985	Georgia State	86. Sarah Hamilton	02/19/2010	South Dakota State
17. Julie Larsen*	04/10/1985	Florida A&M	Morgan Bullock	02/19/2010	South Dakota State
18. Julie Larsen	02/18/1986	West Florida	87. Sarah Hamilton	02/27/2010	Hofstra
19. Julie Larsen	03/05/1986	Ball State	88. Sarah Hamilton	02/28/2010	Kent State
20. Julie Larsen	03/09/1986	Virginia	89. Terese Gober	03/27/2010	Boston College
21. Julie Larsen	03/10/1986	Temple	90. Terese Gober	04/21/2010	South Alabama
22. Roxanne Hantelmann*	03/11/1986	Limestone College	91. Sarah Hamilton	04/09/2011	Virginia
23. Julie Larsen	03/19/1986	Tennessee Tech	92. Lacey Waldrop	02/12/2012	Mississippi
24. Julie Larsen	03/21/1986	Rutgers	93. Lacey Waldrop	03/03/2013	Troy
25. Julie Larsen	04/26/1986	South Florida	94. Monica Perry	03/13/2013	Tennessee State
26. Julie Larsen	03/09/1987	Limestone College	95. Lacey Waldrop	02/15/2014	North Dakota State
27. Julie Larsen	03/13/1987	Bradley	Bailey Schinella	02/15/2014	North Dakota State
28. Julie Larsen	03/14/1987	Rutgers	96. Lacey Waldrop	03/09/2014	Virginia
29. Julie Larsen	03/21/1987	Nicholls State	97. Lacey Waldrop	03/26/2014	Florida A&M
30. Julie Larsen	03/28/1987	Ohio	98. Lacey Waldrop	02/08/2015	Georgia Southern
31. Julie Larsen	04/04/1987	West Florida	Bailey Schinella	02/08/2015	Georgia Southern
32. Debbie DeJohn	04/20/1987	Florida A&M	99. Lacey Waldrop	03/06/2015	Coastal Carolina
33. Christy Larsen	03/06/1988	Temple	100. Jessica Burroughs	03/08/2015	Coastal Carolina
34. Debbie DeJohn*	03/18/1989	SW Missouri State	101. Jessica Burroughs	02/27/2016	Bradley
35. Christy Larsen	03/03/1990	Eastern Michigan	102. Meghan King*	03/12/2016	Tulsa
36. Christy Larsen	03/13/1990	Virginia	103. Jessica Burroughs	05/20/2016	Florida A&M
37. Christy Larsen	03/22/1990	Princeton	104. Jessica Burroughs	03/26/2017	Virginia
38. Toni Gutierrez	03/30/1990	Georgia Tech	105. Meghan King*	02/23/2018	Northern Iowa
39. Christy Larsen	04/21/1990	North Carolina	Cassidy Davis*	02/23/2018	Northern Iowa
40. Christy Larsen	05/02/1990	West Florida	106. Kylee Hanson	05/05/2018	North Carolina State
41. Christy Larsen*	03/04/1991	Ball State	107. Kylee Hanson	05/18/2018	Jacksonville State
42. Christy Larsen	04/16/1991	Florida A&M	108. Kara Bilodeau	02/10/2019	UNC-Wilmington
Toni Gutierrez	04/16/1991	Florida A&M	Makinzy Herzog	02/10/2019	UNC-Wilmington
43. Toni Gutierrez*	02/16/1992	Florida A&M	109. Meghan King	03/17/2019	Notre Dame
44. Rebecca Aase	02/16/1992	Florida A&M	110. Makinzy Herzog	03/19/2019	Florida A&M
45. Toni Gutierrez	03/14/1992	Virginia	Kara Bilodeau	03/19/2019	Florida A&M
46. Toni Gutierrez	03/17/1992	Rutgers	111. Meghan King	03/22/2019	North Carolina State
47. Toni Gutierrez	03/21/1992	Adelphi	112. Caylan Arnold	03/26/2021	Boston College
48. Rebecca Aase	03/23/1992	Drexel	Danielle Watson	03/26/2021	Boston College
49. Rebecca Aase	04/17/1992	Georgia Tech	Emma Wilson	03/26/2021	Boston College
50. Marla Looper	02/22/1993	Florida A&M	113. Kathryn Sandercock	02/20/2022	Central Florida
51. Rebecca Aase	02/27/1993	Mercer	Emma Wilson	02/20/2022	Central Florida
52. Toni Gutierrez*	03/06/1993	Georgia Tech	114. Danielle Watson	05/20/2022	Howard
53. Toni Gutierrez	04/11/1993	East Carolina	115. Mack Leonard	03/05/2023	Georgia Southern
54. Marla Looper	02/12/1994	Mercer	Allison Royalty	03/05/2023	Georgia Southern
55. Marla Looper	02/26/1994	Stetson	Madi Balk	03/05/2023	Georgia Southern
56. Kristy Fuentes	02/28/1994	Mercer	Kathryn Sandercock	03/05/2023	Georgia Southern
57. Niki Zenger	03/28/1996	Florida A&M	116. Kathryn Sandercock	03/17/2023	Syracuse
58. Stacy Venable	03/25/1997	Maryland	117. Mack Leonard	05/19/2023	Marist College
59. Kristy Fuentes	04/06/1997	Virginia	Makenna Reid	05/19/2023	Marist College
60. Leslie Malerich	03/13/1999	Toledo	118. Kathryn Sandercock*	05/21/2023	South Carolina
61. Leslie Malerich	02/09/2000	Florida A&M	119. Jazy Francik	05/03/2025	No. 15 Virginia Tech
62. Leslie Malerich*	03/15/2000	Princeton			
63. Jessica van der Linden	02/17/2001	College of Charleston			
64. Jessica van der Linden	03/16/2001	Iowa State			
65. Jessica van der Linden	04/17/2001	Florida A&M			
66. Jen White-Stokes*	04/21/2001	East Carolina			
67. Jessica van der Linden*	02/23/2002	Dayton			
68. Casey Hunter	02/18/2003	Florida A&M			
69. Jessica van der Linden	03/08/2003	Winthrop			
70. Casey Hunter	02/15/2004	Southern Mississippi			

*Denotes Perfect Game

-Kathryn Sandercock's perfect game against South Carolina on May 21, 2023, is the only perfect game in the NCAA Tournament in FSU history.



YEARLY LEADERS

YEARLY OFFENSIVE LEADERS (SINCE 1984)

BATTING AVERAGE

Table of batting averages from 1984 to 2025, listing player names and their corresponding averages.

RUNS

Table of runs scored from 1984 to 2025, listing player names and their total runs.

Table of yearly offensive leaders from 2016 to 2025, listing player names and their statistics.

HITS

Table of yearly offensive leaders from 1984 to 2025, listing player names and their total hits.

DOUBLES

Table of yearly offensive leaders from 1984 to 2025, listing player names and their total doubles.

Table of yearly offensive leaders from 2004 to 2024, listing player names and their statistics.

TRIPLES

Table of yearly offensive leaders from 1984 to 2024, listing player names and their total triples.

HOME RUNS

Table of yearly offensive leaders from 1984 to 1986, listing player names and their total home runs.

Table of yearly offensive leaders from 1987 to 2025, listing player names and their statistics.

SLUGGING PERCENTAGE

Table of yearly offensive leaders from 1984 to 2025, listing player names and their slugging percentages.

YEARLY LEADERS

2025 Kennedy Harp765

RUNS BATTED IN

1984	Greta Bahn.....	25
	Teresa Collins.....	25
1985	Wendy Rogers.....	31
1986	Carolyn Fiero.....	25
1987	Tiffany Daniels.....	41
1988	Lori Crouse.....	33
1989	Tiffany Daniels.....	28
1990	Penny Siqueiros.....	23
1991	Penny Siqueiros.....	31
1992	Penny Siqueiros.....	49
1993	Leslie Barton.....	47
1994	Shamalene Wilson.....	36
1995	Cindy Lawton.....	46
1996	Shamalene Wilson.....	45
1997	Misty Molin.....	38
1998	Corrie Williams.....	40
1999	Kimmy Carter.....	21
2000	Teresa Edenfield.....	46
2001	Monique Marier.....	41
2002	Kimmy Carter.....	53
2003	Elisa Vasquez.....	46
2004	Jessica van der Linden.....	55
2005	Tatiana George.....	25
2006	Yuruby Alicart.....	54
2007	Yuruby Alicart.....	56
2008	Brittany Osmon.....	46
2009	Kaleigh Rafter.....	42
2010	Jen Lapicki.....	41
2011	Jen Lapicki.....	35
2012	Maddie O'Brien.....	43
2013	Kelly Hensley.....	54
2014	Maddie O'Brien.....	83
2015	Jessie Warren.....	57
2016	Jessie Warren.....	78
2017	Jessie Warren.....	68
2018	Jessie Warren.....	70
2019	Sydney Sherrill.....	60
2020	Cassidy Davis.....	22
2021	Kalei Harding.....	42
2022	Kalei Harding.....	53
2023	Michaela Edenfield.....	56
2024	Jaysoni Beachum.....	66
2025	Katie Dack.....	51

STOLEN BASES

1984	Sunnie O'Neal.....	11
1985	Greta Bahn.....	15
	Barbara Gillespie.....	15
1986	Greta Bahn.....	20
1987	Tiffany Daniels.....	23
1988	Christy Larsen.....	12
1989	Tiffany Daniels.....	25
1990	Jodie Bullock.....	7
1991	Tina Getherall.....	11
1992	Leslie Barton.....	35
1993	Shamalene Wilson.....	25
1994	Myssi Calkins.....	44
1995	Shamalene Wilson.....	39
1996	Shamalene Wilson.....	69
1997	Myssi Calkins.....	61
1998	Dana Bailey.....	27
1999	Danielle Cox.....	73
2000	Serita Brooks.....	42
	Brandi Stuart.....	42
2001	Serita Brooks.....	55
2002	Brandi Stuart.....	54
2003	Brandi Stuart.....	36
2004	Natasha Jacob.....	18
2005	Natasha Jacob.....	14
2006	Natasha Jacob.....	25
2007	Veronica Wootson.....	35
2008	Whitney Buckmon.....	28
2009	Carly Wynn.....	21
2010	Carly Wynn.....	25
2011	Tiffani Brown.....	24
2012	Tiffani Brown.....	43
2013	Courtney Senas.....	16
2014	Tiffani Brown.....	25
2015	Morgan Klavevemann.....	20

2016	Morgan Klavevemann.....	53
2017	Morgan Klavevemann.....	36
2018	Cali Harrod.....	33
2019	Cali Harrod.....	43
2020	Landers/Flaherty.....	8
2021	Devyn Flaherty.....	19
2022	Sydney Sherrill.....	26
2023	Devyn Flaherty.....	31
2024	Amaya Ross.....	28

WALKS

1984	Greta Bahn.....	21
1985	Greta Bahn.....	25
1986	Laurie Holler.....	24
1987	Tiffany Daniels.....	39
1988	Tiffany Daniels.....	26
1989	Tiffany Daniels.....	24
1990	Jodie Bullock.....	17
1991	Susan Buttery.....	23
1992	Leslie Barton.....	29
1993	Lisa Davidson.....	28
1994	Jen Olow.....	23
1995	Wendy Braye.....	22
1996	Kristy Hull.....	20
1997	Windy Weltz.....	30
1998	Christy Cerecedas.....	30
1999	Christy Cerecedas.....	24
	Corrie Williams.....	24
2000	Kimmy Carter.....	29
2001	Serita Brooks.....	32
2002	Brandi Stuart.....	49
2003	Jessica van der Linden.....	46
2004	Jessica van der Linden.....	42
2005	Lesley Palmer.....	23
2006	Carly Brieske.....	20
2007	Veronica Wootson.....	26
2008	Ashley Stager.....	29
2009	Carly Wynn.....	25
	Ashley Stager.....	25
2010	Carly Wynn.....	42
2011	Ashley Stager.....	24
2012	Erika Leonard.....	52
2013	Maddie O'Brien.....	38
2014	Maddie O'Brien.....	56
2015	Maddie O'Brien.....	73
2016	Morgan Klavevemann.....	51
2017	Alex Powers.....	36
2018	Carsyn Gordon.....	54
2019	Cali Harrod.....	57
2020	Sydney Sherrill.....	26
2021	Sydney Sherrill.....	51
2022	Sydney Sherrill.....	51
2023	Michaela Edenfield.....	47
2024	Michaela Edenfield.....	35

SACRIFICE HITS

1984	Tina Kyler.....	11
1985	Tina Kyler.....	17
1986	Karyn Palgut.....	13
1987	Lynn Steele.....	18
1988	Kari Keith.....	14
1989	Kelly Flaczinski.....	17
1990	Shannan Mitchem.....	18
1991	Kelly Flaczinski.....	15
	Tina Getherall.....	15
1992	Shannan Mitchem.....	25
1993	Shamalene Wilson.....	17
1994	Myssi Calkins.....	21
1995	Windy Weltz.....	16
1996	Kristy Hull.....	18
1997	Windy Weltz.....	25
1998	Kristy Hull.....	21
1999	Jesse McGregor.....	23
2000	Natalie Bennett.....	21
2001	Kimmy Carter.....	19
2002	Kimmy Carter.....	15
2003	Tatiana George.....	24
2004	Natasha Jacob.....	18
2005	Kim Hoffer.....	16
2006	Whitney Buckmon.....	18
2007	Robin Ahrberg.....	14
2008	Whitney Buckmon.....	8

2009	Monica Montez.....	8
	Shayla Jackson.....	8
2010	Ashley Stager.....	6
2011	Morgan Bullock.....	4
	Courtney Senas.....	4
2012	Morgan Bullock.....	4
2013	Morgan Bullock.....	7
2014	Maddie O'Brien.....	5
2015	Macey Cheatham.....	10
2016	Ellie Cooper.....	16
2017	Ellie Cooper.....	12
2018	Anna Shelnut.....	9
2019	Sydney Sherrill.....	5
2020	Kiersten Landers.....	2
2021	Josie Muffley.....	8
2022	Josie Muffley.....	7
2023	Josie Muffley.....	8
2024	Madi Frey.....	4
2025	Katie Dack and Annabelle Widra.....	4

YEARLY PITCHING LEADERS (SINCE 1984)

APPEARANCES

1984	Tina Kyler.....	23
1985	Tina Kyler.....	26
1986	Julie Larsen.....	33
1987	Julie Larsen.....	37
1988	Julie Larsen.....	24
1989	Debbie DeJohn.....	32
1990	Debbie DeJohn.....	35
1991	Christy Larsen.....	43
1992	Toni Gutierrez.....	44
1993	Marla Looper.....	25
1994	Marla Looper.....	36
1995	Renee Espinoza.....	39
1996	Renee Espinoza.....	40
1997	Kristy Fuentes.....	48
1998	Stacy Venable.....	36
1999	Jennifer White-Cody.....	37
2000	Leslie Malerich.....	58
2001	Leslie Malerich.....	34
	Jennifer White-Cody.....	34
2002	Leslie Malerich.....	55
2003	Casey Hunter.....	38
2004	Jessica van der Linden.....	42
2005	Casey Hunter.....	47
2006	Tiffany McDonald.....	57
2007	Tiffany McDonald.....	42
2008	Tiffany McDonald.....	32
2009	Sarah Hamilton.....	42
2010	Sarah Hamilton.....	45
2011	Sarah Hamilton.....	45
2012	Monica Perry.....	35
2013	Lacey Waldrop.....	47
2014	Lacey Waldrop.....	48
2015	Lacey Waldrop.....	41
2016	Meghan King.....	47
2017	Jessica Burroughs.....	44
2018	Meghan King.....	42
2019	Meghan King.....	42
2020	Kathryn Sandercock.....	17
2021	Kathryn Sandercock.....	43
2022	Kathryn Sandercock.....	44
2023	Kathryn Sandercock.....	47
2024	Ashtyn Danley.....	45
2025	Ashtyn Danley and Jazzy Francik.....	36

INNINGS PITCHED

1984	Tina Kyler.....	157
1985	Tina Kyler.....	182
1986	Julie Larsen.....	225
1987	Julie Larsen.....	237
1988	Julie Larsen.....	174
1989	Debbie DeJohn.....	223
1990	Debbie DeJohn.....	225
1991	Christy Larsen.....	275
1992	Toni Gutierrez.....	285
1993	Marla Looper.....	165.2
1994	Marla Looper.....	191.1
1995	Renee Espinoza.....	221.1
1996	Renee Espinoza.....	253.0

1997	Kristy Fuentes.....	310.0
1998	Jennifer White-Cody.....	215.1
1999	Jennifer White-Cody.....	214.2
2000	Leslie Malerich.....	323.0
2001	Leslie Malerich.....	205.1
2002	Leslie Malerich.....	315.1
2003	Casey Hunter.....	200.2
2004	Jessica van der Linden.....	246.1
2005	Casey Hunter.....	268.1
2006	Tiffany McDonald.....	329.1
2007	Tiffany McDonald.....	211.0
2008	Tiffany McDonald.....	199.1
2009	Sarah Hamilton.....	201.2
2010	Sarah Hamilton.....	214.1
2011	Sarah Hamilton.....	231.0
2012	Monica Perry.....	191.0
2013	Lacey Waldrop.....	219.1
2014	Lacey Waldrop.....	266.1
2015	Lacey Waldrop.....	211.1
2016	Jessica Burroughs.....	203.0
2017	Jessica Burroughs.....	195.0
2018	Kylee Hanson.....	204.2
2019	Meghan King.....	210.1
2020	Arnold/Sandercock.....	60.2
2021	Kathryn Sandercock.....	178.2
2022	Kathryn Sandercock.....	194.1
2023	Kathryn Sandercock.....	186.0
2024	Ashtyn Danley.....	142.1
2025	Ashtyn Danley.....	105.0

WINS

1984	Shelley Berube.....	18
1985	Julie Larsen.....	18
1986	Julie Larsen.....	25
1987	Julie Larsen.....	25
	Debbie DeJohn.....	25
1988	Debbie DeJohn.....	18
1989	Debbie DeJohn.....	22
1990	Debbie DeJohn.....	25
1991	Christy Larsen.....	33
1992	Toni Gutierrez.....	35
1993	Marla Looper.....	20
1994	Marla Looper.....	21
1995	Renee Espinoza.....	26
1996	Renee Espinoza.....	30
1997	Kristy Fuentes.....	32
1998	Jennifer White-Cody.....	26
1999	Jennifer White-Cody.....	16
2000	Leslie Malerich.....	35
2001	Leslie Malerich.....	26
2002	Leslie Malerich.....	35
2003	Casey Hunter.....	27
2004	Casey Hunter.....	33
2005	Casey Hunter.....	21
2006	Tiffany McDonald.....	30
2007	Tiffany McDonald.....	17
2008	Tiffany McDonald.....	18
2009	Terese Gober.....	24
2010	Sarah Hamilton.....	22
2011	Sarah Hamilton.....	19
2012	Monica Perry.....	22
2013	Lacey Waldrop.....	24
2014	Lacey Waldrop.....	38
2015	Lacey Waldrop.....	28
2016	Jessica Burroughs.....	29
2017	Jessica Burroughs.....	27
	Meghan King.....	27
2018	Kylee Hanson.....	30
2019	Meghan King.....	30
2020	Kathryn Sandercock.....	9
2021	Kathryn Sandercock.....	27
2022	Kathryn Sandercock.....	30
2023	Kathryn Sandercock.....	28
2024	Ashtyn Danley.....	18
2025	Ashtyn Danley.....	14

STRIKEOUTS

1984	Tina Kyler.....	248
1985	Tina Kyler.....	209
1986	Julie Larsen.....	271
1987	Julie Larsen.....	224
1988	Julie Larsen.....	164



YEARLY LEADERS

1989	Christy Larsen	166
1990	Christy Larsen	201
1991	Christy Larsen	307
1992	Toni Gutierrez	295
1993	Marla Looper	143
1994	Marla Looper	167
1995	Renee Espinoza	212
1996	Renee Espinoza	220
1997	Kristy Fuentes	240
1998	Jennifer White-Cody	123
1999	Jennifer White-Cody	164
2000	Leslie Malerich	243
2001	Leslie Malerich	160
2002	Leslie Malerich	255
2003	Casey Hunter	246
2004	Jessica van der Linden	387
2005	Casey Hunter	338
2006	Tiffany McDonald	312
2007	Tiffany McDonald	235
2008	Tiffany McDonald	244
2009	Sarah Hamilton	311
2010	Sarah Hamilton	326
2011	Sarah Hamilton	289
2012	Monica Perry	199
2013	Lacey Waldrop	259
2014	Lacey Waldrop	287
2015	Lacey Waldrop	232
2016	Jessica Burroughs	235
2017	Jessica Burroughs	266
2018	Kylee Hanson	241
2019	Meghan King	237
2020	Caylan Arnold	60
2021	Caylan Arnold	140
2022	Kathryn Sandercock	159
2023	Kathryn Sandercock	116
2024	Ashtyn Danley	101
2025	Jazzy Francik	87

EARNED RUN AVERAGE

1984	Shelley Berube	0.22
1985	Julie Larsen	0.29
1986	Julie Larsen	0.37
1987	Debbie DeJohn	0.51
1988	Christy Larsen	0.90
1989	Debbie DeJohn	0.53
1990	Toni Gutierrez	0.14
1991	Toni Gutierrez	0.59
1992	Toni Gutierrez	0.47
1993	Marla Looper	0.42
1994	Marla Looper	1.10
1995	Renee Espinoza	1.33
1996	Renee Espinoza	0.83
1997	Kristy Fuentes	1.15
1998	Jennifer White-Cody	1.37
1999	Stacy Venable	1.04
2000	Leslie Malerich	1.21
2001	Jennifer White-Cody	0.63
2002	Leslie Malerich	1.38
2003	Casey Hunter	0.67
2004	Jessica van der Linden	0.60
2005	Casey Hunter	1.70
2006	Tiffany McDonald	2.27
2007	Melissa May	1.82
2008	Sarah Hamilton	1.46
2009	Sarah Hamilton	0.83
2010	Sarah Hamilton	1.50
2011	Sarah Hamilton	2.09
2012	Lacey Waldrop	1.33
2013	Lacey Waldrop	1.53
2014	Lacey Waldrop	1.13
2015	Lacey Waldrop	1.52
2016	Jessica Burroughs	1.86
2017	Jessica Burroughs	1.22
2018	Meghan King	1.17
2019	Meghan King	1.43
2020	Caylan Arnold	1.40
2021	Kathryn Sandercock	1.25
2022	Kathryn Sandercock	1.44
2023	Makenna Reid	0.97
2024	Ashtyn Danley	3.20
2025	Jazzy Francik	1.51

WALKS ALLOWED

1984	Shelley Berube	16
1985	Julie Larsen	30
1986	Roxanne Hantelmann	18
1987	Debbie DeJohn	56
1988	Debbie DeJohn	32
1989	Debbie DeJohn	35
1990	Christy Larsen	22
1991	Toni Gutierrez	38
1992	Toni Gutierrez	54
1993	Toni Gutierrez	28
1994	Marla Looper	39
1995	Kristy Fuentes	71
1996	Niki Zenger	47
1997	Kristy Fuentes	83
1998	Stacy Venable	65
1999	Jennifer White-Cody	51
2000	Leslie Malerich	72
2001	Jennifer White-Cody	40
2002	Jessica van der Linden	69
2003	Jessica van der Linden	48
2004	Jessica van der Linden	51
2005	Tiffany McDonald	99
2006	Melissa May	33
2007	Melissa May	31
2008	Terese Gober	61
2009	Sarah Hamilton	43
2010	Terese Gober	50
2011	Jessica Nori	21
2012	Lacey Waldrop	36
2013	Monica Perry	35
2014	Jessica Burroughs	45
2015	Jessica Burroughs	69
2016	Meghan King	46
2017	Jessica Burroughs	31
2018	Meghan King	54
2019	Meghan King	45
2020	Kathryn Sandercock	11
2021	Danielle Watson	41
2022	Danielle Watson	45
2023	Allison Royalty	37
2024	Mimi Gooden	18
2025	Annabelle Widra	8

HITS ALLOWED

1984	Shelley Berube	33
1985	Tina Kyler	63
1986	Roxanne Hantelmann	65
1987	Julie Larsen	114
	Debbie DeJohn	114
1988	Christy Larsen	54
1989	Christy Larsen	83
1990	Christy Larsen	57
1991	Toni Gutierrez	87
1992	Rebecca Aase	96
1993	Rebecca Aase	66
1994	Rebecca Aase	108
1995	Renee Espinoza	142
1996	Niki Zenger	124
1997	Kristy Fuentes	214
1998	Stacy Venable	179
1999	Jennifer White-Cody	177
2000	Leslie Malerich	222
2001	Leslie Malerich	119
2002	Jessica van der Linden	128
2003	Jessica van der Linden	93
2004	Jessica van der Linden	106
2005	Tiffany McDonald	134
2006	Melissa May	89
2007	Terese Gober	81
2008	Tiffany McDonald	146
2009	Terese Gober	123
2010	Terese Gober	141
2011	Sarah Hamilton	160
2012	Lacey Waldrop	107
2013	Monica Perry	119
2014	Jessica Burroughs	83
2015	Jessica Burroughs	115
2016	Jessica Burroughs	122
2017	Jessica Burroughs	109
2018	Meghan King	133
2019	Meghan King	144

2020	Kathryn Sandercock	50
2021	Kathryn Sandercock	121
2022	Kathryn Sandercock	131
2023	Kathryn Sandercock	123
2024	Ashtyn Danley	133
2025	Julia Apse	61

RUNS ALLOWED

1984	Shelley Berube	10
1985	Julie Larsen	10
1986	Roxanne Hantelmann	17
1987	Julie Larsen	41
	Debbie DeJohn	41
1988	Christy Larsen	25
1989	Debbie DeJohn	33
1990	Christy Larsen	17
1991	Toni Gutierrez	22
1992	Rebecca Aase	31
1993	Rebecca Aase	16
	Toni Gutierrez	16
1994	Rebecca Aase	43
1995	Renee Espinoza	55
1996	Renee Espinoza	51
1997	Kristy Fuentes	67
1998	Stacy Venable	68
1999	Leslie Malerich	62
2000	Leslie Malerich	84
2001	Jennifer White-Cody	27
2002	Jessica van der Linden	65
2003	Casey Hunter	33
2004	Jessica van der Linden	29
2005	Tiffany McDonald	59
2006	Melissa May	48
2007	Terese Gober	47
2008	Terese Gober	90
2009	Sarah Hamilton	31
2010	Terese Gober	73
2011	Sarah Hamilton	89
2012	Lacey Waldrop	44
2013	Monica Perry	54
2014	Jessica Burroughs	40
2015	Lacey Waldrop	64
2016	Jessica Burroughs	64
2017	Jessica Burroughs	42
2018	Kylee Hanson	48
2019	Meghan King	52
2020	Kathryn Sandercock	50
2021	Kathryn Sandercock	46
2022	Danielle Watson	56
2023	Kathryn Sandercock	49
2024	Ashtyn Danley	79
2025	Jazzy Francik	27

YEARLY TEAM STATISTICS

BATTING

Year	G	AVG	AB	R	H	2B	3B	HR	RBI	BB	SO	SB	E
1984	48	.244	1151	249	281	30	15	21	149	150	142	46	42
1985	64	.243	1617	277	393	20	21	14	197	171	181	61	51
1986	49	.246	1242	188	305	17	12	15	134	127	146	55	62
1987	64	.268	1668	307	447	34	28	19	235	169	147	49	97
1988	58	.250	1509	211	381	20	26	16	169	102	126	36	72
1989	53	.247	1377	176	340	30	16	17	138	106	91	41	48
1990	63	.238	1595	182	482	27	18	13	140	123	159	38	56
1991	74	.261	1959	272	511	41	26	8	191	136	186	52	59
1992	72	.315	1842	364	580	53	32	23	288	167	170	102	59
1993	61	.309	1656	319	512	43	32	20	250	153	206	97	45
1994	69	.274	1798	278	492	58	33	20	222	126	255	109	72
1995	73	.316	1985	355	628	67	29	10	275	142	163	97	82
1996	72	.280	1866	299	522	47	21	5	240	143	177	160	89
1997	64	.290	1708	265	495	53	16	6	209	161	154	102	69
1998	72	.280	1853	283	519	61	16	4	213	192	217	111	66
1999	65	.276	1751	250	484	71	19	7	198	146	247	147	76
2000	78	.269	2014	301	542	66	32	17	253	162	357	117	86
2001	70	.297	1804	321	235	93	23	21	280	168	302	102	74
2002	75	.266	1928	312	512	58	23	33	254	237	368	89	94
2003	79	.297	1506	292	447	63	14	22	236	237	226	99	52
2004	74	.288	1877	369	541	69	27	44	313	252	372	64	78
2005	63	.247	1585	208	392	66	17	27	171	162	372	51	90
2006	74	.294	1944	314	571	79	29	34	263	156	391	79	108
2007	69	.288	1783	337	514	91	18	49	296	203	339	86	82
2008	66	.262	1676	261	439	64	10	26	235	158	357	68	80
2009	60	.262	1583	252	415	55	8	31	210	164	300	82	51
2010	62	.297	1678	302	499	76	23	29	276	212	226	81	57
2011	60	.289	1619	286	468	63	14	40	238	137	268	88	69
2012	63	.264	1596	282	422	61	19	32	230	230	270	85	63
2013	63	.292	1618	346	473	75	21	60	316	227	290	67	60
2014	64	.304	1640	400	498	90	13	65	363	318	242	64	57
2015	63	.289	1593	337	461	70	18	51	300	300	258	52	67
2016	65	.323	1640	459	530	87	11	63	407	279	224	155	63
2017	64	.329	1646	424	541	94	24	71	377	262	260	108	56
2018	70	.289	1798	410	519	115	21	76	373	285	332	152	44
2019	65	.330	1673	454	552	103	18	105	423	256	245	115	46
2020*	24	.288	624	164	180	34	8	29	152	93	135	41	16
2021	63	.259	1600	304	414	76	6	47	269	208	264	117	44
2022	61	.293	1613	363	472	87	11	70	337	240	253	103	31
2023	69	.300	1735	409	522	122	13	63	378	249	237	134	58
2024	62	.332	1654	456	549	96	19	89	416	237	149	86	53
2025	61	.346	1638	452	566	91	21	83	421	220	188	81	61

*C



YEARLY TEAM STATISTICS

PITCHING

Year	W-L-T	SV	ERA	IP	H	R	ER	BB	SO	2B	3B	HR	AVG
1984	41-5-2	0	0.37	341.0	95	30	18	57	441	6	2	4	.091
1985	50-12-2	0	0.45	455.0	172	57	29	124	517	13	7	5	.125
1986	42-7	1	0.46	350.0	136	43	23	66	326	7	5	1	.127
1987	50-14	1	1.47	443.0	228	82	37	119	320	24	4	3	.150
1988	44-14	1	1.26	410.0	257	104	69	122	318	18	16	3	.177
1989	39-14	0	0.91	383.0	219	71	44	89	309	8	7	6	.168
1990	47-16	0	1.59	454.0	208	60	32	76	393	14	9	6	.136
1991	62-12	5	1.86	514.0	271	91	58	127	558	26	10	2	.162
1992	63-9	0	1.70	490.0	235	64	42	134	448	10	8	1	.141
1993	52-9	1	0.46	426.2	234	50	28	97	333	12	7	4	.159
1994	50-19	4	1.23	472.2	314	121	83	137	354	36	29	14	.187
1995	58-15	4	1.53	495.0	327	138	108	172	382	42	8	15	.199
1996	51-21	1	1.47	495.0	370	148	104	143	373	36	4	13	.204
1997	45-19	1	1.64	449.0	353	140	105	146	164	55	8	23	.203
1998	51-21	0	2.16	496.0	399	165	119	120	246	69	3	17	.214
1999	40-25-1	0	1.59	474.1	361	142	103	120	332	51	3	13	.212
2000	51-27	3	1.69	534.2	442	182	129	130	361	71	5	13	.216
2001	58-12	2	0.71	474.1	252	75	48	120	365	32	3	11	.156
2002	55-20	7	1.43	527.2	422	165	108	210	475	58	6	19	.206
2003	46-33	3	0.67	392.2	207	71	48	117	486	29	0	8	.155
2004	62-12	2	0.62	498.1	229	76	44	106	672	27	3	6	.131
2005	35-28	3	1.81	432.1	349	166	166	229	493	63	5	12	.218
2006	44-30	5	2.71	496.1	433	256	192	202	415	69	5	47	.230
2007	44-25	4	1.97	468.0	346	176	132	165	431	55	13	22	.204
2008	38-28	2	2.32	437.2	358	196	145	167	494	43	8	23	.218
2009	44-16	2	1.16	421.1	267	93	70	93	550	42	2	17	.243
2010	44-18	3	1.92	419.0	289	144	115	134	544	41	5	33	.189
2011	32-28	3	2.66	399.1	380	209	152	174	370	60	5	33	.246
2012	47-16	10	1.53	425.2	299	127	93	98	380	58	7	8	.192
2013	44-19	5	1.82	408.0	297	146	106	108	461	55	4	20	.194
2014	55-9	6	1.53	421.2	315	131	92	134	434	40	1	17	.200
2015	49-14	6	1.83	420.1	257	145	110	173	465	37	4	25	.170
2016	55-10	3	2.23	423.0	350	166	135	112	371	53	10	32	.218
2017	55-8-1	8	1.47	418.1	304	118	88	93	417	43	2	15	.198
2018	58-12	5	1.50	463.0	299	123	99	127	475	56	4	23	.182
2019	55-10	5	1.87	412.1	323	135	110	101	378	53	11	26	.210
2020	17-7	2	2.34	155.2	125	64	52	39	124	34	3	11	.218
2021	49-13-1	4	1.82	422.2	302	129	110	112	382	41	4	34	.198
2022	54-7	7	2.07	420.0	304	148	124	114	374	45	7	39	.199
2023	58-11	18	1.65	445.1	317	149	105	131	355	45	4	26	.194
2024	46-16	5	3.71	396.1	407	251	210	182	259	66	8	43	.263
2025	49-12	14	2.20	389.0	331	155	122	92	316	42	10	38	.224

ALL-TIME ACC TOURNAMENT RESULTS

1992 ACC Tournament

OPPONENT	FSU	OPP	W-L
Georgia Tech	6	0	W
North Carolina	11	0	W
Virginia	11	1	W

1993 ACC Tournament

OPPONENT	FSU	OPP	W-L
Georgia Tech	12	0	W
Virginia	0	1	L
Georgia Tech	11	0	W
Virginia	2	0	W
Virginia	4	2	W

1994 ACC Tournament

OPPONENT	FSU	OPP	W-L
Georgia Tech	2	1	W
Virginia	0	2	L
North Carolina	6	5	W
Virginia	1	0	W
Virginia	0	3	L

1995 ACC Tournament

OPPONENT	FSU	OPP	W-L
North Carolina	4	0	W
Georgia Tech	2	1	W
Georgia Tech	5	2	W

1996 ACC Tournament

OPPONENT	FSU	OPP	W-L
Georgia Tech	5	4	W
Maryland	3	0	W
North Carolina	3	1	W

1997 ACC Tournament

OPPONENT	FSU	OPP	W-L
North Carolina	5	4	W
Maryland	4	3	W
Maryland	1	2	L

1998 ACC Tournament

OPPONENT	FSU	OPP	W-L
Maryland	1	0	W
Virginia	10	0	W
Virginia	2	1	W

1999 ACC Tournament

OPPONENT	FSU	OPP	W-L
North Carolina	2	1	W
Virginia	1	0	W
Virginia	3	0	W

2000 ACC Tournament

OPPONENT	FSU	OPP	W-L
Maryland	6	2	W
Virginia	2	4	L
Maryland	3	0	W
Virginia	3	1	W
Virginia	2	0	W

2001 ACC Tournament

OPPONENT	FSU	OPP	W-L
Maryland	2	1	W
North Carolina	0	2	L
Maryland	4	0	W
North Carolina	1	4	L

2002 ACC Tournament

OPPONENT	FSU	OPP	W-L
North Carolina	3	2	W
Georgia Tech	0	2	L

North Carolina 2 5 L

2003 ACC Tournament

OPPONENT	FSU	OPP	W-L
Virginia	10	1	W
Georgia Tech	5	3	W
Virginia	10	2	W

2004 ACC Tournament

OPPONENT	FSU	OPP	W-L
Georgia Tech	3	2	W
North Carolina	8	0	W
Georgia Tech	3	1	W

2005 ACC Tournament

OPPONENT	FSU	OPP	W-L
Virginia Tech	2	3	L
Maryland	0	2	L

2006 ACC Tournament

OPPONENT	FSU	OPP	W-L
Georgia Tech	10	1	W
NC State	6	0	W
Georgia Tech	3	4	L
Georgia Tech	7	4	W
NC State	1	4	L

2007 ACC Tournament

OPPONENT	FSU	OPP	W-L
North Carolina	8	0	W
Virginia Tech	0	4	L
Maryland	7	4	W
Georgia Tech	3	6	L

2008 ACC Tournament

OPPONENT	FSU	OPP	W-L
Boston College	5	1	W
Virginia Tech	0	2	L

2009 ACC Tournament

OPPONENT	FSU	OPP	W-L
Boston College	2	0	W
North Carolina	4	1	W
Georgia Tech	1	3	L

2010 ACC Tournament

OPPONENT	FSU	OPP	W-L
Maryland	2	0	W
Virginia Tech	5	3	W
Georgia Tech	4	8	L

2011 ACC Tournament

OPPONENT	FSU	OPP	W-L
Virginia Tech	9	2	W
Virginia	12	5	W
North Carolina	4	1	W

2012 ACC Tournament

OPPONENT	FSU	OPP	W-L
NC State	6	2	W
Georgia Tech	1	9	L

2013 ACC Tournament

OPPONENT	FSU	OPP	W-L
Boston College	6	0	W
North Carolina	3	0	W
NC State	0	1	L

2014 ACC Tournament

OPPONENT	FSU	OPP	W-L
Georgia Tech	11	5	W

North Carolina 9 1 W
Notre Dame 3 1 W

2015 ACC Tournament

OPPONENT	FSU	OPP	W-L
Boston College	4	2	W
NC State	11	4	W
Pitt	6	2	W

2016 ACC Tournament

OPPONENT	FSU	OPP	W-L
Pitt	8	0	W
North Carolina	7	1	W
Notre Dame	7	3	W

2017 ACC Tournament

OPPONENT	FSU	OPP	W-L
Virginia	16	0	W
Notre Dame	6	0	W
North Carolina	4	3	W

2018 ACC Tournament

OPPONENT	FSU	OPP	W-L
Louisville	7	4	W
Notre Dame	6	1	W
Pitt	5	4	W

2019 ACC Tournament

OPPONENT	FSU	OPP	W-L
Georgia Tech	7	0	W
Notre Dame	2	0	W
North Carolina	8	0	W

2021 ACC Tournament

OPPONENT	FSU	OPP	W-L
NC State	2	0	W
Duke	3	4	L

2022 ACC Tournament

OPPONENT	FSU	OPP	W-L
Virginia	5	3	W
Duke	8	6	W
Clemson	8	6	W

2023 ACC Tournament

OPPONENT	FSU	OPP	W-L
Syracuse	4	1	W
Virginia Tech	9	1	W(6)
Duke	2	1	W

2024 ACC Tournament

OPPONENT	FSU	OPP	W-L
Notre Dame	2	0	W
Georgia Tech	10	2	W(5)
Duke	3	6	L

2025 ACC Tournament

OPPONENT	FSU	OPP	W-L
Georgia Tech	8	0	W(6)
Duke	3	2	W
Clemson	1	2	L





ALL-TIME NCAA TOURNAMENT RESULTS

1986 SOUTH REGIONAL

Ruston, Louisiana

OPPONENT	FSU	OPP	W-L
Louisiana Tech	0	4	L
Louisiana Tech	0	1	L

1987 SOUTH REGIONAL

Tallahassee, Florida

OPPONENT	FSU	OPP	W-L
Adelphi	1	0	W
Adelphi	3	1	W

1987 WOMEN'S COLLEGE WORLD SERIES

OPPONENT	FSU	OPP	W-L
Cal-State Fullerton	0	4	L
Central Michigan	0	1	L

1988 SOUTH REGIONAL

Ruston, Louisiana

OPPONENT	FSU	OPP	W-L
Texas A&M	0	1	L
Louisiana Tech	1	6	L

1989 SOUTH REGIONAL

Tallahassee, Florida

OPPONENT	FSU	OPP	W-L
South Carolina	1	2	L
Louisiana Tech	1	3	L

1990 SOUTH REGIONAL

Lafayette, Louisiana

OPPONENT	FSU	OPP	W-L
Texas A&M	5	0	W
SW Louisiana	4	3	W
SW Louisiana	2	1	W

1990 WOMEN'S COLLEGE WORLD SERIES

OPPONENT	FSU	OPP	W-L
Fresno State	1	0	W
Oklahoma State	1	4	L
UNLV	4	1	W
UCLA	1	3	L

1991 SOUTH REGIONAL

Lafayette, Louisiana

OPPONENT	FSU	OPP	W-L
SW Louisiana	1	0	W
Oklahoma State	2	0	W
Oklahoma State	4	3	W

1991 WOMEN'S COLLEGE WORLD SERIES

OPPONENT	FSU	OPP	W-L
UCLA	0	1	L
UNLV	1	0	W
Fresno State	0	3	L

1992 SOUTH REGIONAL

Lafayette, Louisiana

OPPONENT	FSU	OPP	W-L
SW Louisiana	1	0	W
UNLV	4	0	W
SW Louisiana	1	0	W

1992 WOMEN'S COLLEGE WORLD SERIES

OPPONENT	FSU	OPP	W-L
California	0	3	L
UMass	2	4	L

1993 SOUTH REGIONAL

Tallahassee, Florida

OPPONENT	FSU	OPP	W-L
Kansas	0	1	L
Iowa	5	3	W
Kansas	5	0	W
Kansas	2	1	W

1993 WOMEN'S COLLEGE WORLD SERIES

OPPONENT	FSU	OPP	W-L
Oklahoma State	2	5	L
Connecticut	1	2	L
National Finish - 7th			

1994 SOUTH REGIONAL

Stillwater, Oklahoma

OPPONENT	FSU	OPP	W-L
----------	-----	-----	-----

Oklahoma	1	3	L
Providence	1	2	L
National Finish - 9th			

1995 WEST REGIONAL

Tucson, Arizona

OPPONENT	FSU	OPP	W-L
Nebraska	1	6	L
Ohio	2	0	W
Nebraska	6	2	W
Arizona	0	15	L
National Finish - No. 11			

1996 SOUTH REGIONAL

Tallahassee, Florida

OPPONENT	FSU	OPP	W-L
South Florida	3	1	W
Arizona	6	9	L
South Florida	6	0	W
Arizona	3	10	L
National Finish - No. 13			

1998 MIDWEST REGIONAL

Stillwater, Oklahoma

OPPONENT	FSU	OPP	W-L
Oklahoma State	0	4	L
Stanford	0	1	L
National Finish - No. 17			

2000 WEST REGIONAL

Los Angeles, California

OPPONENT	FSU	OPP	W-L
Long Beach State	2	0	W
Iowa	4	1	W
UCLA	1	6	L
Iowa	4	2	W
UCLA	1	7	L
National Finish - No. 17			

2001 TALLAHASSEE REGIONAL

Tallahassee, Florida

OPPONENT	FSU	OPP	W-L
Bethune-Cookman	6	2	W
Florida	6	2	W
California	0	1	L
Florida Atlantic	2	0	W
California	2	1	W
California	2	3	L
National Finish - No. 15			

2002 TALLAHASSEE REGIONAL

Tallahassee, Florida

OPPONENT	FSU	OPP	W-L
Auburn	2	1	W
Georgia Tech	0	7	L
Chattanooga	1	0	W
Georgia Tech	3	2	W
Georgia Tech	6	1	W

2002 WOMEN'S COLLEGE WORLD SERIES

OPPONENT	FSU	OPP	W-L
UCLA	2	1	W
California	0	1	L
Nebraska	4	3	W
Arizona	2	6	L
National Finish - No. 4			

2003 GAINESVILLE REGIONAL

Gainesville, Florida

OPPONENT	FSU	OPP	W-L
Texas-Arlington	0	1	L
Oregon State	1	2	L
National Finish - No. 19			

2004 TALLAHASSEE REGIONAL

Tallahassee, Florida

OPPONENT	FSU	OPP	W-L
Long Island	4	0	W
Cal State Northridge	1	0	W
Oregon	5	4	W
Oregon	0	1	L
Oregon	2	0	W

2004 WOMEN'S COLLEGE WORLD SERIES

OPPONENT	FSU	OPP	W-L
----------	-----	-----	-----

California	2	4	L
Washington	2	0	W
LSU	1	2	L
National Finish - No. 5			

2005 AUBURN REGIONAL

Auburn, Alabama

OPPONENT	FSU	OPP	W-L
Auburn	5	0	W
Baylor	5	9	L
Auburn	2	0	W
Baylor	3	5	L

2006 ATHENS REGIONAL

Athens, Georgia

OPPONENT	FSU	OPP	W-L
Coastal Carolina	7	2	W
Georgia	3	2	W
Georgia	1	3	L
Georgia	2	0	W

2006 NCAA SUPER REGIONAL

Tempe, Arizona

OPPONENT	FSU	OPP	W-L
Arizona State	1	6	L
Arizona State	1	5	L
National Finish - No. 25			

2007 TUSCALOOSA REGIONAL

Tuscaloosa, Alabama

OPPONENT	FSU	OPP	W-L
California	6	13	L
Alabama	3	6	L

2008 TUSCALOOSA REGIONAL

Tuscaloosa, Alabama

OPPONENT	FSU	OPP	W-L
Jacksonville State	3	4	L
Chattanooga	5	3	W
Jacksonville State	1	10	L

2009 TALLAHASSEE REGIONAL

Tallahassee, Florida

OPPONENT	FSU	OPP	W-L
Oklahoma State	0	1	L
Mississippi State	5	0	W
Oklahoma State	0	1	L
National Finish - No. 22			

2010 ATHENS REGIONAL

Athens, Georgia

OPPONENT	FSU	OPP	W-L
Radford	10	1	W
Georgia	2	5	L
Radford	2	3	L

2011 ATHENS REGIONAL

Athens, Georgia

OPPONENT	FSU	OPP	W-L
UAB	0	2	L
Georgia State	6	1	W
UAB	13	1	W
Georgia	2	10	L

2012 LOS ANGELES REGIONAL

Los Angeles, California

OPPONENT	FSU	OPP	W-L
San Diego State	0	1	L
UCLA	2	1	W
San Diego State	0	1	L

2013 MOBILE REGIONAL

Mobile, Alabama

OPPONENT	FSU	OPP	W-L
Mississippi State	5	2	W
South Alabama	2	1	W
South Alabama	0	3	L
South Alabama	7	6	W

2013 NCAA SUPER REGIONAL

Austin, Texas

OPPONENT	FSU	OPP	W-L
Texas	2	3	L
Texas	0	4	L
National Finish - No. 15			

2014 TALLAHASSEE REGIONAL

Tallahassee, Florida

OPPONENT	FSU	OPP	W-L
Fordham	6	1	W
USF	2	0	W
USF	2	1	W

2014 NCAA SUPER REGIONAL

Tallahassee, Florida

OPPONENT	FSU	OPP	W-L
Michigan	3	17	L
Michigan	6	0	W
Michigan	4	2	W

2014 WOMEN'S COLLEGE WORLD SERIES

Oklahoma City, Oklahoma

OPPONENT	FSU	OPP	W-L
Oregon	0	3	L
Baylor	2	7	L
National Finish - No. 7			

2015 TALLAHASSEE REGIONAL

Tallahassee, Florida

OPPONENT	FSU	OPP	W-L
Dartmouth	5	1	W
UCF	2	1	W
UCF	5	0	W

2015 KNOXVILLE SUPER REGIONAL

Knoxville, Tennessee

OPPONENT	FSU	OPP	W-L
California	2	3	L
Tennessee	6	1	W
Tennessee	1	2	L
National Finish - No. 10			

2016 TALLAHASSEE REGIONAL

Tallahassee, Florida

OPPONENT	FSU	OPP	W-L
Florida A&M	1	0	W
South Carolina	4	0	W
South Carolina	2	1	W

2016 TALLAHASSEE SUPER REGIONAL

Tallahassee, Florida

OPPONENT	FSU	OPP	W-L
Utah	6	2	W
Utah	3	0	W

2016 WOMEN'S COLLEGE WORLD SERIES

Oklahoma City, Oklahoma

OPPONENT	FSU	OPP	W-L
Georgia</			

ALL-TIME NCAA TOURNAMENT RESULTS

LSU 3 1 W

2018 WOMEN'S COLLEGE WORLD SERIES

Oklahoma City, Oklahoma

OPPONENT	FSU	OPP	W-L
UCLA	4	7	L
Georgia	7	2	W
Oregon	4	1	W
UCLA	3	1	W
UCLA	12	6	W
Washington	1	0	W
Washington	8	3	W

2019 TALLAHASSEE REGIONAL

Tallahassee, Florida

OPPONENT	FSU	OPP	W-L
Bethune-Cookman	8	0	W
USF	12	1	W
South Carolina	7	6	W

2019 TALLAHASSEE SUPER REGIONAL

Tallahassee, Florida

OPPONENT	FSU	OPP	W-L
Oklahoma State	1	3	L
Oklahoma State	4	1	W
Oklahoma State	2	3	L

National Finish - No. 9

2020 Season Canceled in March due to COVID-19 Pandemic

2021 TALLAHASSEE REGIONAL

Tallahassee, Florida

OPPONENT	FSU	OPP	W-L
Kennesaw State	6	2	W
UCF	3	0	W
UCF	2	0	W

2021 BATON ROUGE SUPER REGIONAL

Baton Rouge, Louisiana

OPPONENT	FSU	OPP	W-L
LSU	1	0	W
LSU	4	3	W

2021 WOMEN'S COLLEGE WORLD SERIES

Oklahoma City, Oklahoma

OPPONENT	FSU	OPP	W-L
UCLA	0	4	L
Arizona	4	3	W
Oklahoma State	4	2	W
Alabama	2	0	W
Alabama	8	5	W
Oklahoma	8	4	W
Oklahoma	2	6	L
Oklahoma	1	5	L

National Finish - No. 2

2022 TALLAHASSEE REGIONAL

Tallahassee, Florida

OPPONENT	FSU	OPP	W-L
Howard	8	0	W
USF	8	0	W
Mississippi State	0	5	L
Mississippi State	3	4	L

2023 TALLAHASSEE REGIONAL

Tallahassee, Florida

OPPONENT	FSU	OPP	W-L
Marist	9	0	W
UCF	5	1	W
South Carolina	0	4	L
South Carolina	1	0	W

2023 TALLAHASSEE SUPER REGIONAL

Tallahassee, Florida

OPPONENT	FSU	OPP	W-L
Georgia	8	1	W
Georgia	4	2	W

2023 WOMEN'S COLLEGE WORLD SERIES

Oklahoma City, Oklahoma

OPPONENT	FSU	OPP	W-L
Oklahoma State	8	0	W
Washington	3	1	W
Tennessee	5	1	W
Oklahoma	0	5	L

Oklahoma 1 3 L

National Finish - No. 2

2024 TALLAHASSEE REGIONAL

Tallahassee, Florida

OPPONENT	FSU	OPP	W-L
Chattanooga	3	2	W
UCF	5	1	W
Auburn	10	4	W

2024 NORMAN SUPER REGIONAL

Norman, Oklahoma

OPPONENT	FSU	OPP	W-L
#2 Oklahoma	3	11	L
#2 Oklahoma	2	4	L

2025 TALLAHASSEE REGIONAL

Tallahassee, Florida

OPPONENT	FSU	OPP	W-L
Robert Morris	10	1	W (5)
USF	8	0	W (6)
Auburn	3	8	L
Auburn	4	0	W

2025 TALLAHASSEE SUPER REGIONAL

Tallahassee, Florida

OPPONENT	FSU	OPP	W-L
#12 Texas Tech	0	3	L
#12 Texas Tech	1	2	L

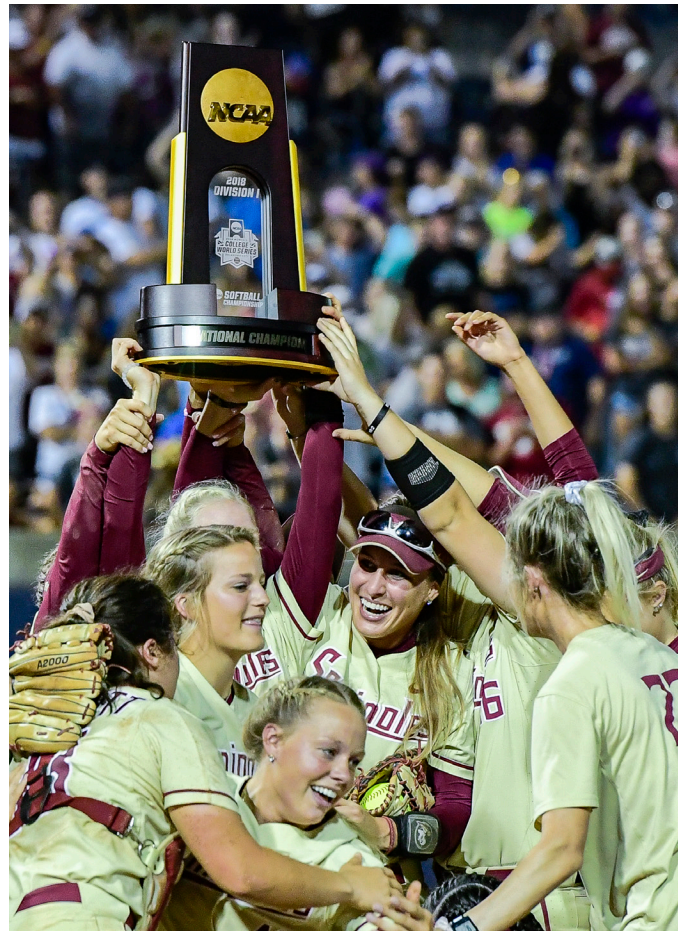
FSU OVERALL IN NCAA TOURNAMENT

Overall: 114-83 (37 appearances)

NCAA Regional: 79-43

NCAA Super Regional: 13-16

Women's College World Series: 22-23





YEAR-BY-YEAR RESULTS

1978 • (46-9)

Date	Opponent	Result	Score
Mar. 10	Lake City CC	W	10-8
Mar. 10	Florida AGM	W	15-3
Mar. 11	Central CC	W	15-0
Mar. 11	Florida AGM	W	11-1
Mar. 15	at Central CC	W	17-1
Mar. 15	at Central CC	W	17-3
Mar. 16	vs. Florida	W	6-2
Mar. 16	vs. Miami	W	18-1
Mar. 17	vs. FIU	W	5-2
Mar. 17	vs. West Palm JC	W	8-3
Mar. 18	vs. Florida	W	5-2
Mar. 20	Florida Tech	L	3-8
Mar. 20	Florida Tech	W	10-5
Mar. 20	Florida	W	4-0
Mar. 22	USF	L	4-5
Mar. 29	at Jacksonville	W	20-0
Mar. 29	at Jacksonville	W	6-0
Mar. 31	vs. Florida	W	10-1
Mar. 31	vs. Florida Tech	W	5-1
Apr. 1	vs. Flagler College	L	0-5
Apr. 1	vs. Florida Tech	L	0-4
Apr. 3	Florida	W	1-0
Apr. 3	Florida	W	4-0
Apr. 4	at Lake City CC	W	11-6
Apr. 4	at Lake City CC	W	10-2
Apr. 7	vs. USF	W	10-4
Apr. 7	vs. Lake City CC	W	1-0
Apr. 8	at Flagler College	W	12-11
Apr. 8	vs. Florida	W	8-2
Apr. 11	Jacksonville	W	4-2
Apr. 11	Jacksonville	W	2-1
Apr. 14	vs. USF	L	2-3
Apr. 14	vs. Stetson	W	9-1
Apr. 15	vs. FIU	W	4-3
Apr. 15	at Florida	W	8-1
Apr. 16	vs. Florida Tech	L	1-7
Apr. 17	at Florida	W	4-1
Apr. 17	at Florida	W	6-4
Apr. 20	vs. Stetson	W	11-0
Apr. 20	vs. USF	W	3-2
Apr. 21	vs. Florida Tech	W	10-9
Apr. 21	vs. Florida Tech	W	7-4
Apr. 24	Auburn	W	4-2
Apr. 24	Auburn	W	6-1
May 4	Armstrong St	W	4-0
May 4	Southern Miss	W	9-1
May 4	Delta State	L	4-5
May 4	FIU	W	3-0
May 5	Delta State	W	5-2
May 5	USF	L	3-6
May 5	Armstrong St	W	10-3
May 5	Delta State	W	8-3
May 6	USF	W	5-1
May 6	Florida	W	1-0
May 6	Florida	L	2-4

1979 • (26-15)

Date	Opponent	Result	Score
Feb. 27	Chipola CC	W	3-1
Feb. 27	Florida AGM	W	11-1
Mar. 8	at Chipola CC	L	1-5
Mar. 8	at Chipola CC	L	6-7
Mar. 21	at Brevard CC	W	4-3
Mar. 21	at Brevard CC	W	14-0
Mar. 23	vs. Broward No CC	W	15-2
Mar. 23	vs. Dade South CC	L	1-2
Mar. 24	vs. Miami	W	3-1
Mar. 24	at Dade North CC	L	3-4
Mar. 27	at Jacksonville	W	10-0
Mar. 27	vs. Florida	L	0-2
Mar. 30	vs. Florida AGM	W	7-2
Mar. 30	at USF	W	6-2
Mar. 31	vs. Florida	L	1-4
Mar. 31	at USF	L	0-1
Apr. 2	Lake City CC	W	3-1
Apr. 2	Lake City CC	W	4-3
Apr. 6	vs. Florida AGM	W	5-0
Apr. 6	at Flagler College	L	8-10
Apr. 6	vs. UCF	W	8-1
Apr. 6	vs. Jacksonville	W	4-3
Apr. 6	vs. Lake City CC	L	1-4
Apr. 12	at Lake City CC	W	5-3
Apr. 12	at Lake City CC	L	0-2
Apr. 13	vs. Dade North CC	W	15-0
Apr. 14	at Florida	L	0-5
Apr. 14	vs. Lake City CC	L	0-7
Apr. 16	at Jacksonville	W	2-1
Apr. 16	at Jacksonville	W	10-3
Apr. 17	at Florida	W	2-0
Apr. 17	at Florida	L	1-2
Apr. 19	vs. Flagler College	W	14-2
Apr. 20	vs. Florida	W	3-2
Apr. 20	vs. USF	W	6-5
Apr. 21	vs. Florida	W	7-3
May 3	Southern Miss	W	2-1
May 4	Delta State	W	13-8
May 4	Florida	L	3-9
May 5	Delta State	W	6-1
May 5	Florida	L	1-9

1980 • (37-10)

Date	Opponent	Result	Score
Feb. 28	at N. Florida JC	L	1-2
Feb. 28	at N. Florida JC	W	5-4
Mar. 4	vs. UCF	W	5-1
Mar. 4	at Florida	L	0-2
Mar. 6	Brevard CC	W	11-0
Mar. 6	Brevard CC	W	4-1
Mar. 14	vs. Florida AGM	W	10-2
Mar. 14	vs. Florida JC	W	5-1
Mar. 16	vs. Flagler College	W	11-0
Mar. 16	vs. Lake City CC	W	6-5
Mar. 16	at Florida	W	5-4
Mar. 16	vs. Lake City CC	L	2-3
Mar. 21	at USF	W	1-0
Mar. 21	at USF	W	5-1
Mar. 22	at USF	W	7-3
Mar. 22	at UCF	L	8-9
Mar. 22	vs. UCF	W	9-3
Mar. 23	vs. Florida	L	3-5
Mar. 25	Florida	W	5-4
Mar. 25	Florida AGM	W	10-5
Mar. 28	vs. Stetson	W	14-2
Mar. 28	vs. FIU	W	11-1
Mar. 28	vs. Florida	W	4-2
Apr. 1	at Flagler College	W	5-2
Apr. 1	at Flagler College	W	17-4
Apr. 8	Chipola CC	W	10-0
Apr. 8	Lake City CC	L	1-3
Apr. 11	vs. Appalachian St	W	23-1
Apr. 11	vs. N. Kentucky	W	15-4
Apr. 12	vs. Florida	L	1-7
Apr. 12	at NC State	W	7-4
Apr. 12	vs. Florida	L	0-5
Apr. 14	at Chipola CC	W	11-3
Apr. 14	at Chipola CC	W	11-3
Apr. 17	vs. Miami	W	22-4
Apr. 18	at USF	W	11-1
Apr. 18	vs. UCF	W	3-2
Apr. 19	vs. Florida	W	3-2
Apr. 22	N. Florida JC	W	4-2
Apr. 22	N. Florida JC	W	2-1
Apr. 28	vs. Auburn	W	4-3
Apr. 28	vs. Auburn	W	10-7
May 1	vs. W. GA College	W	3-0
May 1	vs. Auburn	W	20-11
May 2	vs. Florida	L	0-1
May 2	vs. Auburn	W	10-3
May 3	vs. Florida	L	0-4

1981 • (54-7)

AIAW National Champs

Date	Opponent	Result	Score
Mar. 4	at Chipola CC	W	12-0
Mar. 4	at Chipola CC	W	12-0
Mar. 6	vs. Auburn	W	5-1
Mar. 6	vs. East Carolina	W	9-2
Mar. 6	vs. Florida AGM	W	11-0
Mar. 7	at Florida	W	3-0
Mar. 7	at Florida	L	3-4
Mar. 7	at Florida	W	5-2
Mar. 11	Lake City CC	W	4-3
Mar. 13	vs. Miami Dade N. JC	W	5-0
Mar. 13	vs. Miami	W	9-0
Mar. 13	vs. Florida	W	5-0
Mar. 13	vs. Broward Cen. CC	L	2-3
Mar. 14	vs. Palm Beach JC	W	4-0
Mar. 14	vs. USF	W	2-0
Mar. 23	vs. FIU	W	7-0
Mar. 24	at Flagler College	W	16-0
Mar. 24	at Flagler College	W	13-0
Mar. 25	at Edward Waters	W	21-2
Mar. 25	at Edward Waters	W	10-0
Mar. 26	at USF	W	7-5
Mar. 27	vs. Stetson	W	9-0
Mar. 27	vs. FIU	W	9-2
Mar. 27	vs. Florida	L	1-5
Mar. 28	at USF	W	5-1
Mar. 28	vs. Florida	L	2-5
Mar. 31	at Florida	L	2-9
Mar. 31	vs. Jacksonville	W	5-0
Apr. 3	vs. Georgia State	W	14-2
Apr. 3	vs. Georgia SW	W	9-1
Apr. 3	vs. Valdosta State	W	16-5
Apr. 4	vs. Georgia Southern	W	4-3
Apr. 4	vs. Georgia State	W	17-2
Apr. 4	at Georgia Tech	W	12-2
Apr. 4	vs. Armstrong State	W	17-4
Apr. 6	at Lake City CC	W	16-2
Apr. 7	Flagler College	W	11-2
Apr. 7	Flagler College	W	5-0
Apr. 8	Edward Waters	W	15-0
Apr. 8	Edward Waters	W	8-0
Apr. 10	vs. Western Carolina	W	1-0
Apr. 10	at NC State	W	3-2
Apr. 10	vs. East Carolina	W	12-0
Apr. 11	vs. East Carolina	L	4-9
Apr. 11	vs. East Carolina	L	2-5
Apr. 16	Florida AGM	W	7-1
Apr. 16	Florida	W	5-1
Apr. 20	Chipola CC	W	14-1
Apr. 20	Chipola CC	W	15-1
Apr. 23	vs. Eckerd College	W	14-3
Apr. 24	at USF	W	5-1
Apr. 24	vs. Florida	W	4-3
Apr. 25	at USF	W	5-0
May 1	vs. Livingston St.	W	15-2
May 2	vs. Georgia Southern	W	16-0
May 2	vs. USF	W	9-5
May 2	vs. USF	W	8-4
May 14	vs. Western Carolina	W	13-9
May 15	at NC State	W	4-3
May 15	vs. East Carolina	W	12-3
May 16	vs. North Carolina	W	4-1

YEAR-BY-YEAR RESULTS

1982 • (56-10)

AIWA National Champs

Date	Opponent	Result	Score
Mar. 2	Florida AGM	W	13-4
Mar. 5	Florida AGM	W	9-0
Mar. 6	vs. Brevard CC	W	6-0
Mar. 6	vs. USF	W	3-0
Mar. 6	at Florida	W	3-0
Mar. 9	at Florida	W	6-5
Mar. 9	at Chipola CC	W 15-0	
Mar. 9	at Chipola CC	W	15-0
Mar. 9	at Chipola JC	W	8-2
Mar. 11	USF	W	3-0
Mar. 12	Pensacola CC	W	9-3
Mar. 12	Mississippi	W	8-1
Mar. 12	Valencia CC	W	15-0
Mar. 13	Florida	L	2-4
Mar. 13	Lake City CC	L	5-7
Mar. 13	East Carolina	L	2-8
Mar. 16	at Florida AGM	W	12-11
Mar. 16	at Florida AGM	W	12-4
Mar. 18	Georgia State	W	15-0
Mar. 18	Georgia State	W	17-0
Mar. 19	vs. Wilmington Coll.	W	10-2
Mar. 19	vs. Jacksonville	W	11-8
Mar. 19	vs. Fort Valley St.	W	30-5
Mar. 20	vs. Pensacola CC	W	9-0
Mar. 20	vs. Jacksonville	W	11-3
Mar. 20	vs. Lake City CC	W	11-10
Mar. 25	at USF	L	0-6
Mar. 26	vs. FIU	W	8-7
Mar. 26	vs. Palm Beach CC	W	5-4
Mar. 26	vs. Florida	L	11-12
Mar. 27	at USF	W	16-9
Mar. 27	vs. Florida	W	8-1
Mar. 27	vs. Florida	W	6-1
Mar. 30	vs. Jacksonville	W	9-2
Mar. 30	at Florida	L	0-14
Apr. 3	vs. Georgia Southern	W	39-5
Apr. 3	vs. USF	W	16-14
Apr. 3	vs. Florida	W	15-4
Apr. 4	vs. Florida	L	2-3
Apr. 4	vs. Florida	L	2-11
Apr. 7	Pensacola CC	W	9-3
Apr. 7	Lake City CC	W	8-4
Apr. 9	vs. East Carolina	W	5-0
Apr. 9	vs. North Carolina	W	11-0
Apr. 9	vs. N. Kentucky	W	6-0
Apr. 10	at NC State	W	6-0
Apr. 14	Chipola CC	W	15-0
Apr. 14	Chipola CC	W	17-0
Apr. 15	Florida	W	4-3
Apr. 15	Florida AGM	W	19-5
Apr. 19	at Lake City CC	W	15-6
Apr. 19	at Lake City CC	W	7-6
Apr. 23	vs. Stetson	W	19-1
Apr. 23	vs. FIU	W	9-1
Apr. 24	vs. Florida	L	1-2
Apr. 24	at USF	W	6-5
Apr. 25	vs. Florida	W	5-1
Apr. 25	vs. Florida	W	9-8
Apr. 30	Columbus College	W	12-0
Apr. 30	Miss. U for W	W	10-1
Apr. 30	USF	W	9-1
May 1	USF	L	1-2
May 1	USF	W	5-2
May 13	vs. Georgia Southern	W	10-0
May 14	vs. USF	W	17-2
May 15	vs. UNC-Charlotte	W	19-4
May 15	vs. Florida	W	9-4

1983 • (46-11)

Date	Opponent	Result	Score
Feb. 22	at West Florida	W	10-4
Feb. 22	at West Florida	W	10-9
Mar. 2	Lake City CC	W	2-1
Mar. 2	Lake City CC	L	3-4
Mar. 4	vs. West Florida	W	3-1
Mar. 4	vs. Jacksonville	W	5-2
Mar. 4	vs. Pensacola CC	W	3-2
Mar. 5	at Florida	W	5-1
Mar. 5	at Florida	W	5-0
Mar. 9	Florida Atlantic	W	16-0
Mar. 9	Florida Atlantic	W	10-4
Mar. 11	Campbell	W	19-2
Mar. 11	East Carolina	W	14-8
Mar. 11	Miami Dade N. CC	W	8-1
Mar. 11	West Florida	W	17-4
Mar. 12	Jacksonville	W	15-1
Mar. 12	Lake City CC	W	3-1
Mar. 18	vs. Armstrong State	W	9-2
Mar. 18	vs. Edison	W	4-1
Mar. 19	vs. USF	L	0-2
Mar. 19	vs. Lake City CC	L	0-1
Mar. 21	Cleveland State	W	14-2
Mar. 21	Cleveland State	W	2-0
Mar. 22	Florida AGM	W	14-2
Mar. 22	Florida AGM	W	7-6
Mar. 24	at USF	W	2-0
Mar. 24	vs. Florida Southern	W	8-0
Mar. 25	vs. Palm Beach CC	W	6-5
Mar. 25	at USF	W	4-2
Mar. 25	vs. Florida	W	3-2
Mar. 26	at USF	L	4-7
Mar. 26	at USF	W	9-0
Mar. 30	at Jacksonville	W	2-0
Mar. 30	at Jacksonville	W	4-2
Apr. 1	Pensacola CC	W	2-1
Apr. 7	at East Carolina	L	0-2
Apr. 7	at East Carolina	W	5-4
Apr. 8	vs. UNC-Charlotte	W	12-0
Apr. 8	at NC State	W	7-1
Apr. 9	vs. Cleveland State	W	5-3
Apr. 9	vs. Northern KY	W	17-1
Apr. 11	Jacksonville	L	0-1
Apr. 11	Jacksonville	W	3-2
Apr. 13	at Florida AGM	W	10-0
Apr. 13	at Florida AGM	W	12-3
Apr. 14	at Lake City CC	L	0-2
Apr. 14	at Lake City CC	W	9-4
Apr. 21	vs. Stetson	W	14-0
Apr. 21	vs. West Florida	W	5-1
Apr. 22	vs. Florida	W	5-2
Apr. 22	vs. Florida	L	7-8
Apr. 23	vs. Florida	L	0-2
--	vs. Northern KY	W	13-4
--	vs. East Carolina	W	3-2
--	vs. Florida	W	8-3
--	vs. USF	L	2-11
--	vs. USF	L	3-4

1984 • (41-5-2)

Date	Opponent	Result	Score
Feb. 28	Florida AGM	W	12-0
Feb. 28	Florida AGM	W	9-0
Mar. 2	vs. Stephen F. Austin	L	0-2
Mar. 2	vs. SW Louisiana	W	1-0
Mar. 2	vs. Louisiana Tech	T	0-0
Mar. 2	vs. Texas AGM	L	2-6
Mar. 3	vs. Baylor	L	2-3
Mar. 6	at NE Louisiana	T	0-0
Mar. 7	at Grambling	W	7-0
Mar. 7	at Grambling	W	4-0
Mar. 8	at Mississippi State	W	1-0
Mar. 8	at Mississippi State	W	6-2
Mar. 9	at Miss. U for W	W	3-0
Mar. 9	at Miss. U for W	W	6-2
Mar. 10	at Southern Miss	W	1-0
Mar. 10	at Southern Miss	W	1-0
Mar. 13	St. Louis CC	W	15-0
Mar. 13	St. Louis CC	W	11-1
Mar. 14	East Central College	W	8-0
Mar. 14	East Central College	W	10-0
Mar. 16	Mississippi State	W	5-0
Mar. 16	George Mason	W	5-0
Mar. 17	Florida AGM	W	10-0
Mar. 19	Onondaga CC	W	4-1
Mar. 19	Onondaga CC	W	10-0
Mar. 22	Western Illinois	L	1-3
Mar. 22	Western Illinois	W	3-1
Mar. 23	Rider College	W	10-0
Mar. 23	Rider College	W	4-0
Mar. 24	Saginaw Valley	W	1-0
Mar. 24	Saginaw Valley	W	7-2
Apr. 1	at East Carolina	W	2-0
Apr. 1	at East Carolina	W	3-0
Apr. 2	at North Carolina	W	1-0
Apr. 2	at North Carolina	W	5-0
Apr. 7	vs. Nicholls State	L	1-2
Apr. 7	vs. Southern Miss	W	3-0
Apr. 8	at Miss. U for W	W	2-1
Apr. 12	at Liberty Baptist	W	9-0
Apr. 12	vs. Davis & Elkins	W	9-0
Apr. 13	vs. Radford	W	8-0
Apr. 13	vs. Ohio State	W	5-2
Apr. 14	vs. North Carolina	W	3-1
Apr. 14	vs. Penn State	W	5-0
Apr. 17	at Florida AGM	W	11-1
Apr. 17	at Florida AGM	W	11-0
Apr. 28	at New Orleans	W	9-0
Apr. 28	at New Orleans	W	10-0

1985 • (50-12-2)

Date	Opponent	Result	Score
Feb. 23	at USF	W	2-1
Feb. 23	at USF	L	3-4
Feb. 25	at Florida AGM	W	3-0
Feb. 25	at Florida AGM	W	5-0
Feb. 27	Susquehanna	W	11-0
Feb. 27	Susquehanna	W	8-2
Mar. 2	vs. Louisiana Tech	T	0-0
Mar. 2	vs. McNeese State	L	0-4
Mar. 2	vs. Ball State	T	0-0
Mar. 3	vs. Missouri	L	0-1
Mar. 4	Detroit	W	5-0
Mar. 4	Detroit	W	6-1
Mar. 5	Temple	W	2-0
Mar. 5	Temple	W	3-0
Mar. 7	Grambling	W	11-0
Mar. 7	Grambling	W	10-0
Mar. 8	vs. Siginaw Valley	W	6-0
Mar. 9	vs. NE Louisiana	W	1-0
Mar. 10	vs. Grambling	W	7-0
Mar. 11	at Florida AGM	W	3-0
Mar. 12	Quincy College	W	4-2
Mar. 12	Quincy College	W	1-0
Mar. 15	Onondaga CC	W	10-0
Mar. 15	Onondaga CC	W	8-1
Mar. 19	Western Illinois	W	1-0
Mar. 19	Millikin	W	6-0
Mar. 20	Michigan State	W	2-0
Mar. 20	Michigan State	W	5-0
Mar. 21	Bradley	W	2-0
Mar. 21	Bradley	W	3-1
Mar. 22	Furman	W	13-0
Mar. 22	Stetson	W	2-1
Mar. 22	Rutgers	W	4-0
Mar. 23	Toledo	W	3-2
Mar. 23	SW Missouri St.	W	4-3
Mar. 23	Ohio State	W	6-0
Mar. 24	USF	W	2-1
Mar. 24	Bradley	W	1-0
Mar. 25	Ohio State	W	3-2
Mar. 25	Ohio State	W	11-1
Mar. 26	Brown	W	14-0
Mar. 26	Brown	W	14-2
Mar. 29	vs. SW Missouri St.	L	0-1
Mar. 29	vs. Stanford	W	9-1
Mar. 29	vs. Baylor	L	4-5
Mar. 30	vs. Utah State	L	0-2
Mar. 30	vs. New Mexico	W	3-2
Mar. 30	vs. Louisiana Tech	L	1-2
Mar. 31	vs. Texas AGM	L	1-2
Mar. 31	vs. NE Louisiana	W	10-1
Apr. 5	vs. Adelphi	L	0-2
Apr. 5	vs. Louisiana Tech	L	3-4
Apr. 5	vs. Georgia State	W	7-0
Apr. 6	vs. George Mason	W	5-0
Apr. 6	vs. Western Illinois	W	9-0
Apr. 10	Florida AGM	W	1-0
Apr. 10	Florida AGM	W	8-0
Apr. 12	USF	W	2-1
Apr. 13	USF	L	1-2
Apr. 14	South Carolina	L	0-2
Apr. 14	South Carolina	W	2-0
Apr. 19	vs. Stetson	W	4-1
Apr. 19	at USF	W	1-0
Apr. 20	at USF	W	1-0

YEAR-BY-YEAR RESULTS

1990 • (47-16)

College World Series
NCAA Semifinalist

Date	Opponent	Result	Score
Feb. 18	West Florida	W	1-0
Feb. 18	West Florida	W	1-0
Feb. 27	at Florida A&M	W	6-2
Feb. 27	at Florida A&M	W	4-0
Mar. 3	Eastern Michigan	W	1-0
Mar. 3	Eastern Michigan	W	1-0
Mar. 3	Michigan	W	1-0
Mar. 4	Michigan	L	2-3
Mar. 7	UNC-Wilmington	W	6-1
Mar. 7	UNC-Wilmington	W	5-0
Mar. 9	vs. Indiana	W	1-2
Mar. 9	vs. Iowa	L	0-5
Mar. 10	vs. Central Michigan	W	1-0
Mar. 10	at USF	W	2-1
Mar. 11	vs. Maine	W	7-0
Mar. 11	vs. Oklahoma	L	0-1
Mar. 12	Southern Illinois	W	4-0
Mar. 13	Virginia	W	1-0
Mar. 13	Virginia	W	5-0
Mar. 14	Indiana	W	1-0
Mar. 14	Indiana	W	2-0
Mar. 15	Connecticut	L	1-3
Mar. 16	Stetson	W	3-2
Mar. 16	SW Louisiana	L	1-2
Mar. 17	Oklahoma	W	3-2
Mar. 17	Adelphi	W	4-0
Mar. 18	Nebraska	W	2-1
Mar. 20	Missouri	L	1-2
Mar. 20	Missouri	L	1-2
Mar. 21	Northern Iowa	L	0-1
Mar. 21	Northern Iowa	W	4-2
Mar. 22	Princeton	W	5-0
Mar. 22	Princeton	W	6-0
Mar. 24	Georgia State	W	2-0
Mar. 24	Georgia State	W	8-0
Mar. 30	vs. Southern Miss	W	4-0
Mar. 30	vs. Georgia Tech	W	10-0
Mar. 30	vs. Wichita State	W	1-0
Mar. 31	vs. Austin Peay	W	5-1
Mar. 31	vs. Michigan State	W	2-0
Mar. 31	vs. Georgia State	L	0-1
Apr. 2	at USF	W	4-1
Apr. 2	at USF	W	2-0
Apr. 13	vs. Stephen F. Austin	W	5-2
Apr. 13	vs. Sam Houston	L	0-2
Apr. 14	vs. Oklahoma State	L	1-2
Apr. 14	vs. Texas A&M	W	3-1
Apr. 15	vs. Texas-Arlington	L	0-2
Apr. 20	vs. Southern Miss	W	11-0
Apr. 21	vs. North Carolina	W	1-0
Apr. 22	vs. East Carolina	W	7-2
Apr. 29	South Carolina	L	0-2
Apr. 29	South Carolina	W	3-0
Apr. 30	Florida A&M	W	10-0
Apr. 30	Florida A&M	W	2-0
May 2	at West Florida	W	2-0
May 2	at West Florida	W	6-0
NCAA South Regional			
May 18	vs. Texas A&M	W	5-0
May 18	at SW Louisiana	W	4-3
May 19	at SW Louisiana	W	2-1
College World Series			
May 23	vs. Fresno State	W	1-0
May 24	vs. Oklahoma State	L	1-4
May 24	vs. UNLV	W	4-1
May 25	vs. UCLA	L	0-3

1991 • (62-12)

College World Series

Date	Opponent	Result	Score
Feb. 14	vs. California	L	0-4
Feb. 14	vs. New Mexico	W	9-1
Feb. 15	vs. UCLA	L	2-5
Feb. 15	vs. Sacramento State	W	4-0
Feb. 16	vs. Pacific	W	4-3
Feb. 16	at Arizona	L	0-8
Feb. 17	vs. CS-Northridge	L	0-1
Feb. 23	West Florida	W	4-3
Feb. 23	West Florida	L	0-5
Feb. 24	at Georgia Southern	W	6-2
Feb. 24	at Georgia Southern	W	5-1
Feb. 26	at Florida A&M	W	8-0
Feb. 26	at Florida A&M	W	4-0
Mar. 2	at USF	W	2-0
Mar. 2	at USF	L	0-2
Mar. 4	Ball State	W	5-0
Mar. 6	Samford	W	2-1
Mar. 6	Samford	W	6-0
Mar. 8	vs. Detroit	W	9-0
Mar. 8	vs. Western Illinois	W	2-1
Mar. 8	vs. Indiana	W	3-1
Mar. 9	vs. Winthrop	W	4-1
Mar. 9	vs. Eastern Michigan	W	1-0
Mar. 10	vs. Oklahoma	W	7-1
Mar. 10	vs. South Carolina	L	3-4
Mar. 12	Connecticut	W	2-1
Mar. 12	Connecticut	W	1-0
Mar. 13	Virginia	W	9-1
Mar. 13	Virginia	W	2-1
Mar. 14	Creighton	W	3-2
Mar. 15	Miami (OH)	W	2-0
Mar. 15	East Carolina	W	13-0
Mar. 16	Western Illinois	W	2-1
Mar. 16	Rhode Island	W	6-0
Mar. 17	Winthrop	W	2-0
Mar. 17	Indiana	W	6-2
Mar. 18	Bradley	W	2-0
Mar. 20	Northern Iowa	W	3-1
Mar. 20	Northern Iowa	W	2-1
Mar. 21	Miami (OH)	L	0-8
Mar. 21	Miami (OH)	W	5-1
Mar. 27	Drexel	W	2-0
Mar. 27	Drexel	W	7-1
Mar. 28	Bowling Green	W	2-0
Mar. 28	Bowling Green	W	9-0
Mar. 30	vs. Dayton	W	3-0
Mar. 30	vs. Toledo	W	1-0
Mar. 30	vs. Northwestern	W	2-0
Mar. 31	vs. USF	W	6-5
Mar. 31	vs. Samford	W	4-0
Mar. 31	vs. North Carolina	W	5-0
Mar. 31	vs. South Carolina	W	4-1
Apr. 5	vs. Notre Dame	W	7-0
Apr. 5	vs. USF	W	2-0
Apr. 6	vs. Winthrop	W	4-1
Apr. 6	vs. SW Louisiana	W	3-0
Apr. 8	Georgia Southern	W	4-0
Apr. 8	Georgia Southern	W	9-1
Apr. 9	Florida A&M	W	7-1
Apr. 9	Florida A&M	W	11-1
Apr. 19	vs. Virginia	L	1-2
Apr. 20	vs. Eastern Michigan	W	3-2
Apr. 21	vs. Virginia	L	0-2
May 1	at West Florida	W	1-0
May 1	at West Florida	W	7-0
May 3	vs. Connecticut	W	2-0
May 4	vs. Princeton	W	4-3
May 5	at Massachusetts	W	2-0
NCAA South Regional			
May 17	at SW Louisiana	W	1-0
May 17	vs. Oklahoma State	W	2-0
May 18	vs. Oklahoma State	W	4-3
College World Series			
May 22	vs. UCLA	L	0-1
May 23	vs. UNLV	W	3-1
May 24	vs. Fresno State	L	0-3

1992 • (63-9, 4-2 ACC)

ACC Champions
College World Series

Date	Opponent	Result	Score
Feb. 9	Samford	W	10-0
Feb. 9	Samford	W	7-0
Feb. 16	at Florida A&M	W	12-0
Feb. 16	at Florida A&M	W	10-0
Feb. 23	West Florida	W	2-0
Feb. 23	West Florida	W	2-0
Mar. 1	at Georgia Southern	W	8-0
Mar. 1	at Georgia Southern	W	13-3
Mar. 3	Northwestern	W	10-0
Mar. 3	Northwestern	W	1-0
Mar. 7	vs. Ball State	W	2-0
Mar. 7	vs. Ball State	W	9-0
Mar. 8	at USF	W	5-1
Mar. 8	at USF	W	3-0
Mar. 10	Robert Morris	W	1-0
Mar. 10	Robert Morris	W	14-1
Mar. 13	vs. Adelphi	W	12-2
Mar. 13	vs. Penn State	W	7-0
Mar. 14	vs. Samford	W	4-3
Mar. 14	vs. Virginia*	W	10-0
Mar. 14	vs. Hofstra	W	14-4
Mar. 15	vs. North Carolina*	W	12-1
Mar. 15	vs. Oklahoma City	W	2-1
Mar. 17	Rutgers	W	1-0
Mar. 17	Rutgers	W	8-4
Mar. 18	Virginia*	L	0-1
Mar. 18	Virginia*	W	5-2
Mar. 19	Miami (OH)	L	0-2
Mar. 19	Northern Iowa	W	2-0
Mar. 20	Bradley	W	3-2
Mar. 20	Princeton	W	7-0
Mar. 20	Bowling Green	W	4-0
Mar. 21	Adelphi	W	5-0
Mar. 21	USF	W	1-0
Mar. 22	Kent State	W	6-0
Mar. 22	Princeton	W	2-1
Mar. 23	Drexel	W	3-0
Mar. 23	Drexel	W	4-0
Mar. 24	Kent State	W	2-1
Mar. 24	Kent State	W	8-0
Mar. 26	at CS-Fullerton	L	4-5
Mar. 26	vs. Missouri	L	1-2
Mar. 27	vs. Ohio State	W	1-0
Mar. 27	vs. Arizona	L	0-2
Mar. 28	vs. Illinois State	W	7-2
Mar. 29	vs. Oklahoma State	L	0-3
Apr. 6	Georgia Southern	W	6-0
Apr. 6	Georgia Southern	W	2-0
Apr. 7	Florida A&M	W	7-0
Apr. 7	Florida A&M	W	6-0
Apr. 10	vs. UNC-Wilmington	W	7-1
Apr. 10	at North Carolina*	L	0-1
Apr. 11	vs. Winthrop	W	3-1
Apr. 11	vs. Georgia Tech*	W	10-0
Apr. 12	vs. East Carolina	W	5-2
Apr. 12	vs. South Carolina	W	3-2
ACC Championship			
Apr. 17	Georgia Tech	W	6-0
Apr. 17	North Carolina	W	11-0
Apr. 18	Virginia	W	11-1
NCAA Regional			
Apr. 25	South Carolina	W	2-0
Apr. 25	South Carolina	W	6-0
Apr. 26	South Carolina	W	2-0
Apr. 27	at West Florida	W	6-0
Apr. 27	at West Florida	W	11-2
May 2	vs. Connecticut	W	1-0
May 2	vs. Massachusetts	W	3-1
May 3	at Connecticut	W	4-3
College World Series			
May 16	at SW Louisiana	W	1-0
May 16	vs. UNLV	W	4-0
May 16	at SW Louisiana	W	1-0
College World Series			
May 21	vs. California	L	0-3
May 22	vs. Massachusetts	L	2-4

1993 • (52-9, 4-0 ACC)

ACC Champions
College World Series

Date	Opponent	Result	Score
Feb. 13	Samford	W	3-1
Feb. 13	Samford	W	8-4
Feb. 20	West Florida	W	6-1
Feb. 20	West Florida	W	3-1
Feb. 22	at Florida A&M	W	7-0
Feb. 27	Mercer	W	5-0
Feb. 27	Mercer	W	7-0
Feb. 28	USF	W	10-0
Feb. 28	USF	W	7-0
Mar. 6	at Georgia Tech*	W	3-0
Mar. 6	at Georgia Tech*	W	2-0
Mar. 9	at Florida A&M	W	10-0
Mar. 12	vs. Central Michigan	W	5-0
Mar. 12	vs. Georgia Southern	W	6-0
Mar. 13	vs. Hofstra	W	6-0
Mar. 14	vs. Iowa	W	3-0
Mar. 16	Connecticut	W	1-0
Mar. 16	Connecticut	W	8-0
Mar. 18	Northern Iowa	W	7-0
Mar. 19	Drake	W	6-0
Mar. 19	Georgia State	W	1-0
Mar. 19	SW Louisiana	L	1-2
Mar. 20	Rhode Island	W	10-0
Mar. 20	Eastern Illinois	W	7-2
Mar. 20	Virginia*	W	7-0
Mar. 21	Southern Illinois	W	1-0
Mar. 21	SW Louisiana	W	2-1
Mar. 22	Toledo	W	11-0
Mar. 22	Toledo	W	4-0
Mar. 25	vs. Fresno State	L	1-2
Mar. 25	vs. Cal Poly	W	1-0
Mar. 26	vs. Minnesota	W	3-1
Mar. 27	vs. Utah	L	2-3
Mar. 28	at CS-Fullerton	W	4-1
Apr. 6	Florida A&M	W	10-0
Apr. 6	Florida A&M	W	4-1
Apr. 9	vs. UNC-Wilmington	W	12-0
Apr. 9	vs. Virginia*	W	3-2
Apr. 10	vs. Coastal Carolina	W	8-0
Apr. 10	vs. Hofstra	W	10-2
Apr. 11	vs. Coastal Carolina	W	9-1
Apr. 11	vs. East Carolina	W	13-0
ACC Championship			
Apr. 16	Georgia Tech	W	12-0
Apr. 16	Virginia	L	0-1
Apr. 16	Georgia Tech	W	11-0
Apr. 17	Virginia	W	2-0
Apr. 17	Virginia	W	4-2
NCAA Regional			
Apr. 24	at South Carolina	L	4-6
Apr. 24	at South Carolina	W	7-0
Apr. 25	at South Carolina	W	8-0
May 1	vs. Connecticut	L	1-4
May 1	vs. USF	W	1-0
May 2	at Massachusetts	W	5-0
May 4	at West Florida	W	5-0
May 4	at West Florida	W	7-0
College World Series			
May 21	vs. Oklahoma State	L	2-5
May 28	vs. Connecticut	L	1-2



YEAR-BY-YEAR RESULTS

1994 • (50-19, 9-2 ACC)

NCAA Regional

Date	Opponent	Result	Score
Feb. 12	Mercer	W	9-3
Feb. 12	Mercer	W	6-0
Feb. 13	UNC-Charlotte	W	4-0
Feb. 13	UNC-Charlotte	W	7-1
Feb. 17	Georgia Southern	W	10-0
Feb. 17	Georgia Southern	W	8-0
Feb. 19	West Florida	W	10-0
Feb. 19	West Florida	W	5-0
Feb. 21	at Florida AGM	W	3-0
Feb. 26	Stetson	W	7-0
Feb. 26	Stetson	W	5-0
Feb. 28	at Mercer	W	6-0
Feb. 28	at Mercer	W	5-0
Mar. 2	Florida AGM	W	8-0
Mar. 5	South Carolina	L	2-3
Mar. 5	South Carolina	W	3-1
Mar. 6	Georgia Tech*	W	6-1
Mar. 6	Georgia Tech*	W	2-1
Mar. 11	vs. Robert Morris	L	0-1
Mar. 11	vs. Illinois-Chicago	W	3-0
Mar. 11	vs. Penn State	W	6-2
Mar. 12	vs. UCLA	L	0-3
Mar. 12	vs. Notre Dame	W	3-0
Mar. 12	vs. Virginia*	W	7-0
Mar. 13	vs. Oklahoma State	L	0-1
Mar. 15	Northern Illinois	W	3-0
Mar. 15	Northern Illinois	W	1-0
Mar. 16	Texas AGM	L	3-7
Mar. 16	Virginia*	W	4-3
Mar. 17	Princeton	W	2-1
Mar. 18	Indiana	W	3-2
Mar. 18	vs. Louisiana Tech	W	2-0
Mar. 18	vs. Iowa State	W	3-2
Mar. 19	Eastern Michigan	W	1-0
Mar. 19	Eastern Illinois	W	9-0
Mar. 19	Illinois State	L	2-3
Mar. 22	vs. Kansas	L	2-4
Mar. 23	vs. Northwestern	L	2-8
Mar. 23	at CS-Fullerton	L	0-7
Mar. 24	vs. SE Louisiana	L	3-12
Mar. 25	vs. Oklahoma State	L	0-1
Mar. 25	vs. Utah State	W	5-3
Mar. 30	Hofstra	W	3-2
Mar. 30	Hofstra	W	4-3
Apr. 4	at Florida AGM	W	7-0
Apr. 7	at North Carolina*	W	5-1
Apr. 7	at North Carolina*	W	6-2
Apr. 8	vs. UNC-Wilmington	W	5-0
Apr. 8	vs. UNC-Charlotte	W	8-1
Apr. 9	vs. East Carolina	L	0-1
Apr. 9	vs. Georgia Tech*	W	11-0
Apr. 10	vs. Virginia*	W	9-4
Apr. 10	at North Carolina*	L	0-1
Apr. 16	at Virginia*	W	8-0
Apr. 16	at Virginia*	L	4-5
Apr. 17	Florida AGM	W	8-0
ACC Championship			
Apr. 22	Georgia Tech	W	2-1
Apr. 22	Virginia	L	0-2
Apr. 23	North Carolina	W	6-5
Apr. 23	Virginia	W	1-0
Apr. 23	Virginia	L	0-3
Apr. 23	Virginia	L	-
May 3	at West Florida	L	1-4
May 3	at West Florida	W	8-0
May 7	at Connecticut	W	4-1
May 7	vs. USF	W	2-0
May 11	at USF	W	4-2
May 11	at USF	W	6-5
NCAA Regional			
May 20	vs. Oklahoma	L	1-3
May 21	vs. Providence	L	0-4

1995 • (58-15, 6-0 ACC)

ACC Champions

NCAA Regional

Date	Opponent	Result	Score
Feb. 12	Stetson	W	8-0
Feb. 12	Stetson	W	2-0
Feb. 17	vs. Oklahoma St.	L	1-5
Feb. 17	vs. CS-Fullerton	L	5-9
Feb. 18	vs. Oregon	W	3-2
Feb. 18	vs. New Mexico St.	W	4-0
Feb. 18	vs. Illinois St.	W	10-2
Feb. 19	vs. Arizona	L	1-7
Feb. 22	Troy	W	3-1
Feb. 22	Troy	W	3-0
Feb. 25	at Georgia Tech*	W	9-4
Feb. 25	at Georgia Tech*	W	10-1
Feb. 26	at UNC-Charlotte	W	6-0
Feb. 26	at UNC-Charlotte	W	8-0
Mar. 4	Mercer	W	3-0
Mar. 4	Mercer	W	10-2
Mar. 5	North Carolina*	W	6-3
Mar. 5	North Carolina*	W	3-1
Mar. 6	Marshall	W	8-0
Mar. 6	Marshall	W	7-0
Mar. 10	vs. Indiana State	W	8-0
Mar. 10	vs. Illinois-Chicago	L	1-3
Mar. 10	vs. Iowa	L	0-4
Mar. 11	vs. Robert Morris	W	3-0
Mar. 11	vs. Yale	W	11-1
Mar. 11	vs. North Carolina	W	8-2
Mar. 12	vs. Virginia	W	2-1
Mar. 12	vs. Oklahoma State	W	7-4
Mar. 12	vs. Illinois-Chicago	W	1-0
Mar. 14	Virginia*	W	3-2
Mar. 14	Virginia*	W	3-0
Mar. 17	Samford	W	14-0
Mar. 17	Miami (OH)	W	9-1
Mar. 17	Michigan	L	1-2
Mar. 18	Northern Illinois	W	3-0
Mar. 18	Illinois-Chicago	W	3-0
Mar. 19	Iowa State	W	2-0
Mar. 19	Michigan	L	0-5
Mar. 21	Massachusetts	W	5-4
Mar. 21	Massachusetts	W	4-3
Mar. 24	at South Carolina	L	1-2
Mar. 24	at South Carolina	L	2-3
Mar. 25	vs. Hofstra	W	5-1
Mar. 25	at South Carolina	L	3-6
Mar. 25	vs. Hofstra	W	8-2
Mar. 28	Florida AGM	W	8-0
Apr. 2	USF	W	4-0
Apr. 2	USF	L	3-4
Apr. 3	at Florida AGM	W	9-0
Apr. 3	at Florida AGM	W	10-0
Apr. 7	vs. Campbell	W	4-0
Apr. 7	at North Carolina	W	15-0
Apr. 8	vs. East Carolina	W	10-2
Apr. 8	vs. Campbell	W	7-1
Apr. 9	vs. East Carolina	W	4-3
Apr. 9	at North Carolina	W	2-1
Apr. 12	Florida AGM	W	6-0
Apr. 15	at West Florida	W	8-0
Apr. 15	at West Florida	W	3-2
ACC Championship			
Apr. 21	vs. North Carolina	W	4-0
Apr. 21	vs. Georgia Tech	W	2-1
Apr. 22	vs. Georgia Tech	W	5-2
May 3	West Florida	W	9-3
May 3	West Florida	W	3-0
May 12	vs. USF	L	0-3
May 12	vs. South Carolina	W	5-4
May 13	at Massachusetts	L	0-8
May 13	vs. South Carolina	W	6-0
May 14	at Massachusetts	W	2-0
NCAA Regional			
May 19	vs. Nebraska	L	1-6
May 20	vs. Ohio	W	2-0
May 20	vs. Nebraska	W	6-2
May 21	at Arizona	L	0-15

1996 • (51-21, 5-3 ACC)

ACC Champions

NCAA Regional

Date	Opponent	Result	Score
Feb. 7	at Mercer	W	4-1
Feb. 7	at Mercer	W	5-2
Feb. 9	West Florida	W	8-0
Feb. 9	West Florida	W	8-0
Feb. 11	Georgia Southern	W	2-1
Feb. 11	Georgia Southern	W	5-0
Feb. 16	vs. UNLV	L	2-3
Feb. 16	vs. Washington	L	6-13
Feb. 16	vs. Arizona	L	4-8
Feb. 17	vs. Illinois State	W	4-1
Feb. 17	vs. Utah State	W	6-5
Feb. 18	vs. CS-Fullerton	L	11-12
Feb. 24	Stetson	W	1-0
Feb. 24	Stetson	W	6-2
Feb. 27	Florida AGM	W	8-0
Mar. 1	vs. Washington	L	1-3
Mar. 1	vs. Massachusetts	W	4-1
Mar. 2	vs. Long Beach State	L	1-2
Mar. 2	vs. Oregon	W	1-0
Mar. 3	vs. CS-Northridge	L	1-2
Mar. 5	UNC-Charlotte	W	7-1
Mar. 5	UNC-Charlotte	W	6-0
Mar. 6	Troy	W	5-2
Mar. 6	Troy	L	1-2
Mar. 8	vs. East Carolina	W	2-1
Mar. 8	vs. UT-Chattanooga	W	5-2
Mar. 8	vs. Ball State	W	4-2
Mar. 9	vs. Penn State	W	4-3
Mar. 9	vs. Indiana	W	3-1
Mar. 10	vs. Michigan State	W	6-2
Mar. 10	vs. UCLA	L	0-4
Mar. 14	Notre Dame	L	0-1
Mar. 15	Drake	W	1-0
Mar. 15	Ohio State	L	0-1
Mar. 16	Southern Illinois	L	3-4
Mar. 16	Eastern Michigan	W	7-0
Mar. 16	Massachusetts	W	3-1
Mar. 17	Michigan	L	1-6
Mar. 19	Connecticut	W	3-0
Mar. 19	Connecticut	W	6-0
Mar. 21	Bradley	W	4-1
Mar. 21	Bradley	W	7-2
Mar. 23	Georgia Tech*	W	2-0
Mar. 23	Georgia Tech*	L	1-3
Mar. 28	at Florida AGM	W	7-2
Mar. 28	at Florida AGM	W	13-0
Apr. 1	Florida AGM	W	4-0
Apr. 6	at Virginia*	W	8-0
Apr. 6	at Virginia*	W	5-4
Apr. 7	at Maryland*	W	4-0
Apr. 7	at Maryland*	W	6-2
Apr. 11	at North Carolina*	L	2-3
Apr. 11	at North Carolina*	L	4-5
Apr. 12	vs. Campbell	W	6-1
Apr. 13	vs. Florida Atlantic	L	0-1
Apr. 13	vs. South Carolina	W	4-2
Apr. 13	at North Carolina	W	2-0
Apr. 14	vs. Maryland	W	8-0
ACC Championship			
Apr. 19	vs. Georgia Tech	W	5-4
Apr. 19	vs. Maryland	W	3-0
Apr. 20	vs. North Carolina	W	3-1
Apr. 20	vs. North Carolina	W	-
Apr. 30	at West Florida	W	6-0
Apr. 30	at West Florida	W	10-0
May 3	at USF	W	1-0
May 3	at USF	L	1-4
May 5	South Carolina	W	5-1
May 5	South Carolina	L	3-5
May 6	South Carolina	W	2-1
NCAA Regional			
May 17	USF	W	3-1
May 18	Arizona	L	6-9
May 18	USF	W	6-0
May 19	Arizona	L	3-10

1997 • (45-19, 7-1 ACC)

ACC Champions

Date	Opponent	Result	Score
Feb. 9	at Georgia Southern	W	8-0
Feb. 9	at Georgia Southern	W	5-3
Feb. 12	at Florida AGM	W	7-0
Feb. 14	vs. Nebraska	W	2-1
Feb. 14	vs. Fresno State	L	0-2
Feb. 15	vs. Oregon	L	1-6
Feb. 15	vs. Utah	L	2-6
Feb. 16	vs. Ohio State	W	7-2
Feb. 16	vs. CS-Fullerton	W	4-2
Feb. 19	at Florida	L	1-3
Feb. 19	at Florida	W	8-1
Feb. 22	Mercer	W	1-0
Feb. 22	Mercer	W	5-1
Feb. 23	Florida AGM	W	8-0
Feb. 28	vs. Northwestern	W	2-0
Mar. 1	vs. Washington	L	3-8
Mar. 1	vs. Oklahoma	W	2-1
Mar. 2	vs. UConn	W	10-3
Mar. 3	vs. Louisiana Tech	L	2-6
Mar. 7	vs. Ball State	W	4-0
Mar. 7	vs. East Carolina	W	10-0
Mar. 7	vs. Michigan State	L	2-6
Mar. 8	vs. Hofstra	L	1-2
Mar. 8	vs. Arkansas	W	4-0
Mar. 8	vs. Indiana	W	3-2
Mar. 9	vs. Iowa	L	1-7
Mar. 11	Miami (OH)	W	2-1
Mar. 13	Louisiana Tech	L	2-3
Mar. 14	Wisconsin	L	3-12
Mar. 14	UT-Chattanooga	W	3-1
Mar. 14	UConn	W	2-1
Mar. 15	Bradley	W	4-0
Mar. 15	Eastern Michigan	W	5-1
Mar. 18	UConn	L	0-1
Mar. 18	UConn	W	8-2
Mar. 23	at Georgia Tech*	W	5-1
Mar. 23	at Georgia Tech*	W	8-5
Mar. 25	Maryland*	W	1-0
Mar. 25	Maryland*	W	3-0
Mar. 27	Youngstown State	W	8-2
Mar. 27	Youngstown State	W	6-3
Apr. 2	at Troy	W	3-2
Apr. 2	at Troy	T	1-1
Apr. 4	at Florida AGM	L	1-2
Apr. 6	Virginia*	W	8-0
Apr. 6	Virginia*	L	3-6
Apr. 10	at North Carolina*	W	6-0
Apr. 10	at North Carolina*	W	12-4
Apr. 11	vs. Florida Atlantic	W	5-1
Apr. 11	vs. Campbell	W	4-1
Apr. 11	vs. Coastal Carolina	W	12-2
Apr. 13	vs. Coastal Carolina	W	2-1
Apr. 13	vs. Florida Atlantic	W	4-0
ACC Championship			
Apr. 18	vs. North Carolina	W	5-4
Apr. 18	vs. Maryland	W	4-3
Apr. 19	vs. Maryland	L	1-2
Apr. 27	Florida AGM	W	7-0
Apr. 29	at UNC Charlotte	W	6-1
Apr. 29	at UNC Charlotte	W	3-1
May 1	at Alabama	W	2-0
May 1	at Alabama	L	5-6
May 2	at Auburn	W	2-0
May 2	at Auburn	L	1-2
May 9	USF	L	3-4
May 9	USF	L	1-3

YEAR-BY-YEAR RESULTS

1998 • (51-21, 5-3 ACC)

ACC Champions

NCAA Regional

Date	Opponent	Result	Score
Feb. 7	at Mercer	W	5-1
Feb. 7	at Mercer	W	9-1
Feb. 8	Georgia Southern	W	6-2
Feb. 8	Georgia Southern	W	3-1
Feb. 13	vs. Oregon	L	0-2
Feb. 13	vs. Purdue	W	8-1
Feb. 14	vs. Washington	W	1-0
Feb. 14	vs. Fresno State	W	2-1
Feb. 18	at West Florida	W	9-3
Feb. 18	at West Florida	W	10-6
Feb. 20	Florida AGM	W	4-2
Feb. 23	Florida AGM	W	6-0
Feb. 24	Troy	L	0-5
Feb. 24	Troy	W	5-4
Feb. 27	vs. Indiana	W	3-2
Feb. 27	vs. Arizona State	L	1-6
Feb. 28	vs. UMass	W	4-0
Feb. 28	vs. CS-Northridge	L	3-4
Mar. 1	vs. South Carolina	L	0-3
Mar. 1	vs. California	L	1-4
Mar. 5	vs. Georgia	W	6-5
Mar. 5	vs. Illinois-Chicago	L	1-3
Mar. 6	vs. Central Michigan	W	10-1
Mar. 6	vs. Purdue	W	5-4
Mar. 7	vs. Missouri	L	1-3
Mar. 7	vs. Alabama	W	4-1
Mar. 7	vs. Texas	L	1-9
Mar. 10	UNC-Charlotte	W	4-1
Mar. 10	UNC-Charlotte	W	4-1
Mar. 11	Miami (OH)	L	1-4
Mar. 11	Miami (OH)	L	1-3
Mar. 12	Purdue	L	0-1
Mar. 13	Northern Iowa	W	3-0
Mar. 13	Louisiana State	W	4-2
Mar. 13	Eastern Michigan	W	4-2
Mar. 14	Robert Morris	W	4-1
Mar. 14	Penn State	W	3-0
Mar. 14	Central Michigan	W	11-4
Mar. 15	Mississippi	W	4-2
Mar. 15	Umass	W	1-0
Mar. 17	Connecticut	W	6-4
Mar. 17	Connecticut	W	9-0
Mar. 20	North Carolina*	W	3-2
Mar. 20	North Carolina*	W	7-6
Mar. 25	Youngstown State	W	1-0
Mar. 25	Youngstown State	W	10-2
Mar. 27	vs. Wright State	W	8-3
Mar. 27	vs. Georgia State	W	8-0
Mar. 28	vs. Indiana State	W	6-1
Mar. 28	vs. Utah	W	2-1
Mar. 29	vs. Utah	L	1-4
Apr. 3	West Florida	W	2-1
Apr. 3	West Florida	W	5-3
Apr. 5	Georgia Tech*	W	3-2
Apr. 5	Georgia Tech*	W	4-1
Apr. 8	Florida	L	3-8
Apr. 8	Florida	W	5-3
Apr. 10	Florida AGM	L	1-3
Apr. 12	Auburn	W	5-1
Apr. 12	Auburn	W	8-3
Apr. 15	at Florida AGM	W	4-1
Apr. 18	at Virginia*	L	1-4
Apr. 18	at Virginia*	L	0-3
Apr. 19	at Maryland*	L	3-5
Apr. 19	at Maryland*	W	9-1
ACC Championship			
Apr. 23	Maryland	W	1-0
Apr. 24	Virginia	W	10-0
Apr. 25	Virginia	W	2-1
Apr. 25	Virginia	-	-
May 6	at USF	W	2-1
May 6	at USF	L	2-3
NCAA Midwest Regional			
May 15	at Oklahoma State	L	0-4
May 16	vs. Stanford	L	0-1

1999 • (40-25-1, 6-2 ACC)

ACC Champions

Date	Opponent	Result	Score
Feb. 6	at Georgia Southern	L	1-3
Feb. 6	at Georgia Southern	W	2-0
Feb. 9	at Florida AGM	L	2-3
Feb. 12	vs. Utah State	W	12-3
Feb. 12	vs. Utah	L	1-5
Feb. 13	vs. California	L	0-4
Feb. 13	vs. Nebraska	L	1-4
Feb. 14	vs. UNLV	W	10-5
Feb. 19	Mercer	W	9-0
Feb. 19	Mercer	W	10-0
Feb. 23	at Auburn	W	4-2
Feb. 23	at Auburn	T	0-0
Feb. 26	vs. Colorado State	W	3-2
Feb. 26	vs. Nebraska	L	0-1
Feb. 27	vs. DePaul	L	3-5
Feb. 27	vs. Arizona State	L	0-2
Feb. 28	vs. Colorado State	L	4-5
Mar. 1	Campbell	W	5-0
Mar. 1	Campbell	W	2-0
Mar. 4	vs. Mississippi State	L	1-2
Mar. 5	vs. Hofstra	W	6-5
Mar. 6	vs. Michigan	L	0-5
Mar. 6	vs. Florida Atlantic	L	4-8
Mar. 7	vs. Georgia	W	5-0
Mar. 7	at USF	L	1-2
Mar. 10	Miami (OH)	W	2-0
Mar. 10	Miami (OH)	W	6-2
Mar. 12	vs. Western Illinois	L	0-1
Mar. 13	vs. Toledo	W	9-1
Mar. 13	vs. Furman	W	2-0
Mar. 14	vs. Maryland	W	2-0
Mar. 14	vs. Central Michigan	L	1-5
Mar. 16	Massachusetts	L	1-2
Mar. 16	Massachusetts	W	6-0
Mar. 18	Virginia*	W	8-2
Mar. 18	Virginia*	W	2-1
Mar. 22	Minnesota	W	5-0
Mar. 22	Minnesota	W	5-2
Mar. 24	Maryland*	W	4-1
Mar. 24	Maryland*	L	3-5
Mar. 27	Michigan State	L	0-3
Mar. 27	Troy	W	6-1
Mar. 28	Michigan State	L	4-5
Mar. 28	Troy	W	7-0
Apr. 1	at Florida AGM	W	2-1
Apr. 3	at Georgia Tech*	W	7-0
Apr. 3	at Georgia Tech*	W	8-5
Apr. 4	at Georgia	L	0-5
Apr. 4	at Georgia	W	6-0
Apr. 7	at Florida	L	0-2
Apr. 7	at Florida	W	6-4
Apr. 9	at North Carolina*	L	0-6
Apr. 9	at North Carolina*	W	8-3
Apr. 10	vs. Florida Atlantic	L	0-1
Apr. 11	vs. Southern Miss	L	0-1
Apr. 14	Florida AGM	W	10-1
Apr. 14	Florida AGM	L	3-8
Apr. 17	FIU	W	6-1
Apr. 17	FIU	W	1-0
May 4	vs. UNC-Charlotte	W	10-1
May 4	vs. UNC-Charlotte	W	12-5
May 6	USF	W	2-1
May 6	USF	W	5-1

ACC Championship

May 14	vs. North Carolina	W	2-1
May 15	vs. Virginia	W	1-0
May 16	vs. Virginia	W	3-0

2000 • (51-27, 6-2 ACC)

ACC Champions

NCAA Regional

Date	Opponent	Result	Score
Feb. 6	Georgia Southern	W	8-0
Feb. 6	Georgia Southern	W	6-1
Feb. 9	at Florida AGM	W	9-0
Feb. 11	California	L	0-1
Feb. 12	Florida Atlantic	L	2-3
Feb. 12	Florida AGM	W	8-7
Feb. 13	Florida Atlantic	W	2-0
Feb. 13	California	L	0-1
Feb. 16	at Mercer	W	7-0
Feb. 16	at Mercer	W	7-4
Feb. 19	at Bethune-Cookman	W	9-0
Feb. 19	at Bethune-Cookman	W	1-0
Feb. 20	at Stetson	W	2-0
Feb. 20	at Stetson	W	8-2
Feb. 26	vs. Eastern Michigan	W	5-1
Feb. 26	at Florida Atlantic	W	2-0
Feb. 27	vs. Villanova	L	2-3
Feb. 27	vs. Furman	W	8-0
Mar. 3	vs. Fresno State	L	0-2
Mar. 3	vs. Harvard	W	6-2
Mar. 4	vs. Texas	L	0-1
Mar. 4	vs. Mississippi State	L	0-4
Mar. 5	vs. Louisiana	L	1-9
Mar. 7	at Pacific	L	2-5
Mar. 10	vs. UCLA	L	0-3
Mar. 10	vs. Mississippi	L	2-3
Mar. 11	vs. Cal Poly	L	4-5
Mar. 11	at Fresno State	L	1-2
Mar. 12	vs. Illinois State	W	1-0
Mar. 12	vs. Texas Tech	W	3-0
Mar. 15	Princeton	W	4-3
Mar. 15	Princeton	W	2-0
Mar. 17	Troy	W	2-1
Mar. 17	Miami of Ohio	W	8-0
Mar. 17	Kansas	L	1-4
Mar. 18	Northern Iowa	W	6-2
Mar. 18	Michigan	L	1-6
Mar. 22	Ohio	W	8-1
Mar. 22	Ohio	W	6-1
Mar. 24	vs. Louisiana	L	1-2
Mar. 24	at UT-Chattanooga	W	1-0
Mar. 25	vs. Wisconsin	W	3-0
Mar. 25	vs. Louisiana	L	2-6
Mar. 26	vs. Wisconsin	W	6-5
Mar. 26	at UT-Chattanooga	W	2-1
Apr. 1	Georgia Tech*	L	1-2
Apr. 1	Georgia Tech*	L	2-8
Apr. 2	FIU	L	2-4
Apr. 2	FIU	W	8-3
Apr. 5	Florida	W	6-3
Apr. 5	Florida	L	3-5
Apr. 8	Southern Miss	L	0-9
Apr. 8	Florida AGM	W	3-0
Apr. 9	Southern Miss	L	1-4
Apr. 9	Florida AGM	W	9-1
Apr. 12	at Florida AGM	W	7-0
Apr. 15	Auburn	W	7-0
Apr. 15	Auburn	L	4-5
Apr. 16	North Carolina*	W	10-9
Apr. 16	North Carolina*	W	5-4
Apr. 21	at East Carolina	W	1-0
Apr. 21	at East Carolina	W	7-0
Apr. 22	at Campbell	W	7-1
Apr. 22	at Campbell	W	9-1
ACC Championship			
Apr. 29	Maryland	W	6-2
Apr. 30	Virginia	L	2-4
May 1	Maryland	W	3-0
May 1	Virginia	W	3-1
May 1	Virginia	W	2-0
May 3	at Virginia*	W	3-2
May 3	at Virginia*	W	6-2
May 4	at Maryland*	W	10-3
May 4	at Maryland*	W	3-2
NCAA West Regional			
May 18	vs. Long Beach State	W	2-0
May 19	vs. Iowa	W	4-1
May 20	at UCLA	L	1-6
May 20	vs. Iowa	W	4-2
May 21	at UCLA	L	1-7

2001 • (58-12, 7-1 ACC)

NCAA Regional

Date	Opponent	Result	Score
Feb. 3	at Georgia Southern	W	8-0
Feb. 3	at Georgia Southern	W	4-0
Feb. 9	Florida AGM	W	1-0
Feb. 10	UT-Chattanooga	W	4-1
Feb. 10	FIU	L	1-2
Feb. 11	UT-Chattanooga	W	3-2
Feb. 11	FIU	W	3-2
Feb. 16	Kent State	W	4-0
Feb. 17	College of Charleston	W	8-0
Feb. 17	Boston College	W	1-0
Feb. 18	College of Charleston	W	9-1
Feb. 18	Boston College	W	5-4
Feb. 20	Mercer	W	4-0
Feb. 20	Mercer	W	8-0
Feb. 23	vs. Illinois	L	0-1
Feb. 23	at Florida Atlantic	L	1-2
Feb. 24	vs. Florida AGM	W	11-0
Feb. 24	vs. Maryland	W	5-3
Feb. 25	vs. Illinois	W	2-0
Feb. 25	at Florida Atlantic	W	1-0
Mar. 2	Central Michigan	W	3-1
Mar. 3	Northwestern	W	2-1
Mar. 3	Ball State	W	1-0
Mar. 4	Northwestern	W	8-2
Mar. 4	Central Michigan	W	2-0
Mar. 6	at Florida AGM	L	4-5
Mar. 9	vs. UC-Riverside	W	8-0
Mar. 9	at San Diego State	W	2-1
Mar. 14	Nebraska	L	0-3
Mar. 15	Iowa State	W	4-0
Mar. 16	Iowa State	W	6-0
Mar. 16	Syracuse	W	3-2
Mar. 17	Bethune-Cookman	W	3-2
Mar. 17	Troy	W	11-0
Mar. 20	Connecticut	W	8-0
Mar. 20	Connecticut	W	3-0
Mar. 28	Florida AGM	W	7-0
Mar. 31	at Georgia Tech*	W	7-0
Mar. 31	at Georgia Tech*	L	1-2
Apr. 1	at Georgia State	W	9-1
Apr. 1	at Georgia State	W	10-0
Apr. 6	at North Carolina*	W	2-0
Apr. 7	at North Carolina*	W	5-0
Apr. 7	vs. Florida Atlantic	W	5-4
Apr. 7	vs. East Carolina	W	2-0
Apr. 8	at North Carolina	L	2-3
Apr. 11	at Florida AGM	W	6-0
Apr. 14	at Jacksonville State	W	4-1
Apr. 14	at Jacksonville State	W	12-2
Apr. 17	Florida AGM	W	12-0
Apr. 18	at Florida	W	5-3
Apr. 18	at Florida	W	3-1
Apr. 21	East Carolina	W	9-2
Apr. 21	East Carolina	W	9-0
Apr. 28	Virginia*	W	8-0
Apr. 28	Virginia*	W	10-2
Apr. 30	at Troy	W	1-0
Apr. 30	at Troy	L	1-2
May 5	Maryland*	W	5-0
May 5	Maryland*	W	10-1

ACC Championship

May 11	vs. Maryland	W	2-1
May 12	vs. North Carolina	L	0-2
May 13	vs. Maryland	W	4-0
May 13	vs. North Carolina	L	1-4

NCAA Tallahassee Regional

May 17	Bethune-Cookman	W	6-2
May 18	Florida	W	6-2
May 19	California	L	0-1
May 19	Florida Atlantic	W	2-0
May 20	California	W	2-1
May 20	California	L	2-3



YEAR-BY-YEAR RESULTS

2002 • (55-20, 6-0 ACC)

College World Series
NCAA Semifinalist

Date	Opponent	Result	Score
Feb. 3	Georgia Southern	W	7-0
Feb. 3	Georgia Southern	W	4-0
Feb. 5	at Mercer	W	2-0
Feb. 5	at Mercer	W	2-1
Feb. 8	Florida Atlantic	L	2-4
Feb. 8	Washington	L	4-6
Feb. 9	South Carolina	L	0-4
Feb. 9	Louisville	W	4-1
Feb. 15	Georgia	L	2-3
Feb. 15	Syracuse	W	6-3
Feb. 16	Penn St	W	4-0
Feb. 16	Maryland	W	2-1
Feb. 17	St. Johns	W	8-3
Feb. 22	vs. Texas Tech	L	1-4
Feb. 22	at New Mexico St.	W	5-0
Feb. 23	vs. Dayton	W	5-0
Feb. 23	at New Mexico St.	W	1-0
Feb. 24	vs. Dayton	W	12-0
Feb. 24	vs. Texas Tech	L	7-8
Feb. 27	at Florida AGM	W	7-3
Mar. 1	Kansas	W	5-4
Mar. 3	Texas	W	1-0
Mar. 3	Mississippi St.	L	0-2
Mar. 6	Pittsburgh	W	7-0
Mar. 8	Middle Tenn St.	W	2-1
Mar. 8	Iowa St	W	7-0
Mar. 9	Auburn	W	5-4
Mar. 9	Michigan	L	0-1
Mar. 9	Massachusetts	L	2-3
Mar. 11	Southern Illinois	W	2-1
Mar. 14	vs. Oklahoma	W	1-0
Mar. 14	vs. Rutgers	W	5-1
Mar. 15	at CS-Fullerton	L	1-8
Mar. 15	vs. Depaul	W	11-5
Mar. 16	vs. Washington	W	3-2
Mar. 17	vs. Texas	L	2-4
Mar. 20	Maine	W	6-2
Mar. 20	Maine	W	1-0
Mar. 22	vs. Campbell	W	8-0
Mar. 22	vs. UNC-Greensboro	W	3-1
Mar. 23	vs. Princeton	W	5-1
Mar. 23	vs. Ohio St.	L	1-2
Mar. 23	vs. UCF	W	10-2
Mar. 24	vs. Troy	L	2-4
Mar. 28	at Florida AGM	W	2-1
Apr. 6	Florida AGM	W	6-0
Apr. 6	Florida AGM	W	18-3
Apr. 11	UAB	W	9-0
Apr. 11	UAB	W	5-3
Apr. 13	Georgia Tech*	W	7-3
Apr. 13	Georgia Tech*	W	4-2
Apr. 17	Florida	L	1-7
Apr. 17	Florida	W	6-1
Apr. 20	North Carolina*	W	7-6
Apr. 20	North Carolina*	W	9-5
Apr. 28	Jacksonville State	W	3-0
Apr. 28	Jacksonville State	W	6-1
Apr. 30	at Virginia*	W	4-0
Apr. 30	at Virginia*	W	6-3
May 4	Troy	W	7-2
May 4	Troy	W	9-1
May 7	Florida Atlantic	W	3-2
May 7	Florida Atlantic	L	0-5

ACC Championship

May 10	North Carolina	W	3-2
May 11	Georgia Tech	L	0-2
May 11	North Carolina	L	2-5

NCAA Tallahassee Regional

May 16	Auburn	W	2-1
May 17	Georgia Tech	L	0-7
May 19	UT-Chattanooga	W	1-0
May 19	Georgia Tech	W	3-2
May 19	Georgia Tech	W	6-1

College World Series

May 23	vs. UCLA	W	2-1
May 24	vs. California	L	0-1
May 25	vs. Nebraska	W	4-3
May 26	vs. Arizona	L	2-6

2003 • (46-11, 8-0 ACC)

ACC Champions
NCAA Regional

Date	Opponent	Result	Score
Feb. 1	at Georgia Southern	W	7-2
Feb. 1	at Georgia Southern	L	1-2
Feb. 4	Auburn	W	8-0
Feb. 4	Auburn	W	3-2 (10)
Feb. 7	Oregon	L	1-3
Feb. 7	Florida AGM	W	13-2
Feb. 8	Georgia	L	4-5(8)
Feb. 8	SE Louisiana	W	4-1
Feb. 14	Middle Tenn. St.	W	11-0
Feb. 14	Iowa State	W	3-1
Feb. 15	Middle Tenn. St.	W	6-3
Feb. 15	Iowa State	W	6-2
Feb. 18	at Florida AGM	W	5-0
Feb. 22	vs. Pacific	W	8-1
Feb. 22	vs. Oregon State	L	0-2
Feb. 23	vs. UMass	L	1-2
Feb. 26	Mercer	W	11-0
Feb. 28	Mississippi State	L	1-3
Mar. 2	Syracuse	W	6-1
Mar. 2	Pittsburgh	W	7-1
Mar. 5	at Troy	W	8-3
Mar. 5	at Troy	W	7-1
Mar. 7	Rutgers	W	6-0
Mar. 8	Winthrop	W	1-0
Mar. 8	Penn State	L	3-4 (11)
Mar. 12	vs. Long Beach State	W	4-0
Mar. 13	vs. Arizona	L	0-2
Mar. 14	vs. Louisiana	L	0-3
Mar. 22	vs. Princeton	W	5-1
Mar. 22	vs. Boston	W	2-1 (10)
Mar. 22	vs. Middle Tenn. St.	W	5-0
Mar. 23	vs. Georgia	W	4-3 (8)
Mar. 25	Maryland*	W	6-2
Mar. 25	Maryland*	W	3-2(10)
Mar. 27	at Florida AGM	W	9-2
Apr. 4	at Elon	W	6-0
Apr. 4	at Elon	W	6-0
Apr. 5	at North Carolina*	W	1-0
Apr. 5	at North Carolina*	W	4-0
Apr. 9	UCF	W	2-1 (9)
Apr. 9	UCF	W	2-0
Apr. 12	at Furman	W	6-0
Apr. 12	at Furman	W	12-0
Apr. 15	Florida AGM	W	8-0
Apr. 19	Jacksonville	W	9-0
Apr. 19	Jacksonville	W	2-0
Apr. 23	at Florida	W	5-0
Apr. 23	at Florida	W	7-3
Apr. 26	Virginia*	W	5-0
Apr. 26	Virginia*	W	12-1
May 4	at Georgia Tech*	W	4-0
May 4	at Georgia Tech*	W	6-0

ACC Championship

May 9	Virginia	W	10-1
May 10	Georgia Tech	W	5-3
May 11	Virginia	W	10-2

NCAA Gainesville Regional

May 15	vs. Texas-Arlington	L	0-1
May 16	vs. Oregon State	L	1-2

2004 • (62-12, 9-1 ACC)

ACC Champions
College World Series

Date	Opponent	Result	Score
Feb. 7	Illinois State	W	11-3
Feb. 7	Louisville	W	8-0
Feb. 8	Minnesota	W	3-0
Feb. 8	Florida AGM	W	9-1
Feb. 11	at Mercer	W	5-1
Feb. 11	at Mercer	W	8-2
Feb. 15	Southern Miss	W	5-1
Feb. 15	Southern Miss	W	9-1
Feb. 17	Georgia Southern	W	8-0
Feb. 17	Georgia Southern	W	4-0
Feb. 20	at Jacksonville	W	3-2
Feb. 20	at Jacksonville	L	1-2
Feb. 22	Florida AGM	W	8-0
Feb. 27	vs. Army	W	10-0
Feb. 27	vs. Texas	W	2-1
Feb. 28	vs. Washington	W	7-1
Feb. 28	vs. Oklahoma	W	3-2
Feb. 29	vs. South Carolina	W	3-1
Feb. 29	vs. LSU	L	3-4
Mar. 5	Penn State	W	8-0
Mar. 5	Rhode Island	W	11-0
Mar. 6	Louisiana	L	0-1
Mar. 6	St. John's	W	7-4
Mar. 7	Connecticut	W	8-0
Mar. 9	Connecticut	W	7-4
Mar. 11	Notre Dame	W	4-3
Mar. 12	Texas AGM	W	8-0
Mar. 12	Robert Morris	W	9-1
Mar. 13	St. Joseph's	W	7-0
Mar. 13	Central Michigan	W	9-0
Mar. 13	St. Joseph's	W	14-0
Mar. 14	Michigan	W	1-0
Mar. 16	Troy	W	11-2
Mar. 16	Troy	W	6-2
Mar. 18	vs. Arizona State	W	1-0
Mar. 18	vs. Nebraska	L	0-1
Mar. 19	vs. UNLV	W	2-1
Mar. 20	vs. Fresno State	W	3-0
Mar. 20	at CS-Fullerton	W	3-0
Mar. 25	FIU	W	11-0
Mar. 25	FIU	W	11-0
Mar. 30	at Florida AGM	W	12-0
Apr. 3	Georgia Tech*	W	4-0
Apr. 3	Georgia Tech*	W	2-1
Apr. 5	at Florida AGM	W	12-0
Apr. 7	Florida	W	2-0
Apr. 10	at UCF	W	2-1
Apr. 10	at UCF	W	3-2
Apr. 14	Florida AGM	W	12-0
Apr. 17	at Virginia*	W	1-0
Apr. 17	at Virginia*	L	4-5
Apr. 18	Maryland*	W	7-0
Apr. 18	Maryland*	W	2-1
Apr. 24	North Carolina*	W	1-0
Apr. 24	North Carolina*	W	5-0
May 1	NC State*	W	8-0
May 1	NC State*	W	4-0
May 3	at Auburn	L	0-1
May 3	at Auburn	W	4-0
May 8	at Michigan	L	1-2
May 8	at Michigan	L	0-1
May 10	at Eastern Michigan	W	2-0
May 10	at Eastern Michigan	L	5-6

ACC Championship

May 14	at Georgia Tech	W	3-2
May 15	at North Carolina	W	8-0
May 16	at Georgia Tech	W	3-1

NCAA Tallahassee Regional

May 20	vs. Long Island	W	4-0
May 21	vs. CS-Northridge	W	1-0
May 22	vs. Oregon	W	5-4
May 23	vs. Oregon	L	0-1
May 23	vs. Oregon	W	2-0

College World Series

May 27	vs. California	L	2-4
May 29	vs. Washington	W	2-0
May 30	vs. LSU	L	1-2

2005 • (35-28, 11-6 ACC)

NCAA Regional

Date	Opponent	Result	Score
Feb. 9	at Florida AGM	W	5-2
Feb. 9	at Florida AGM	L	7-10
Feb. 11	Missouri	L	2-3 (9)
Feb. 11	Nicholls State	W	2-0
Feb. 12	Nicholls State	W	7-3
Feb. 12	Missouri	L	3-6
Feb. 15	at Georgia Southern	L	0-1
Feb. 15	at Georgia Southern	W	3-0
Feb. 18	South Carolina	W	4-2
Feb. 18	Syracuse	W	5-4 (8)
Feb. 19	SE Louisiana	W	6-0
Feb. 19	Syracuse	L	1-2
Feb. 25	vs. Lehigh	W	5-1
Feb. 25	vs. Michigan State	W	4-1
Feb. 26	vs. Oklahoma	L	0-3
Feb. 26	vs. Fresno State	W	2-0
Mar. 2	Maine	W	1-0
Mar. 2	Maine	W	5-2
Mar. 4	at North Carolina*	W	2-0
Mar. 4	at North Carolina*	W	6-3
Mar. 5	at North Carolina*	L	2-3
Mar. 7	at NC State*	W	5-2
Mar. 7	at NC State*	L	1-2
Mar. 11	Iowa State	W	1-0
Mar. 11	Saint Joseph's	W	4-0
Mar. 12	Radford	W	4-0
Mar. 12	Eastern Kentucky	W	13-5
Mar. 13	Southern Illinois	L	0-4
Mar. 17	vs. Texas	L	2-7
Mar. 17	vs. Long Beach State	W	5-1
Mar. 18	vs. Arizona	L	0-6
Mar. 19	vs. Syracuse	L	3-4
Mar. 26	at Georgia Tech*	L	0-2
Mar. 26	at Georgia Tech*	L	1-3
Mar. 27	at Georgia Tech*	L	0-5
Mar. 30	Jacksonville	L	2-5
Mar. 30	Jacksonville	W	11-0
Apr. 2	Virginia Tech*	W	4-2
Apr. 2	Virginia Tech*	W	3-2
Apr. 3	Virginia Tech*	W	5-2
Apr. 13	UCF	L	1-2
Apr. 13	UCF	W	1-0
Apr. 16	Maryland*	W	1-0
Apr. 16	Maryland*	L	2-7
Apr. 17	Maryland*	W	2-0
Apr. 18	Florida AGM	W	4-1
Apr. 20	Florida AGM	W	5-1
Apr. 23	Virginia*	W	5-3
Apr. 23	Virginia*	W	4-0
Apr. 24	Virginia*	W	3-2
May 1	at Troy	L	3-5
May 1	at Troy	L	1-3
May 3	at Florida	L	4-7
May 3	at Florida	L	0-2
May 6	at BYU	W	12-3
May 6	at BYU	L	2-5
May 7	at Utah	L	5-8

ACC Championship

May 12	vs. Virginia Tech	L	2-3
May 13	at Maryland	L	0-2

NCAA Auburn Regional

May 20	at Auburn	W	5-0
May 21	vs. Baylor	L	5-9
May 22	at Auburn	W	2-0
May 27	vs. Baylor	L	3-5

YEAR-BY-YEAR RESULTS

2006 • (44-30, 10-10 ACC)
NCAA Super Regional

Date	Opponent	Result	Score
Feb. 10	Louisville	L	3-12
Feb. 10	Samford	W	7-2
Feb. 11	Nicholls State	W	11-3
Feb. 14	Georgia Southern	W	3-2
Feb. 14	Georgia Southern	W	10-2
Feb. 17	South Carolina	W	4-3
Feb. 17	Iowa State	W	5-0
Feb. 18	South Carolina	L	2-4
Feb. 18	Iowa State	W	9-1
Feb. 22	at Jacksonville	W	8-1
Feb. 22	at Jacksonville	L	1-2
Feb. 24	vs. Louisiana	L	0-14
Feb. 24	vs. Tennessee	L	0-1
Feb. 28	at Florida AGM	W	5-2
Mar. 2	Michigan	L	0-9
Mar. 3	Michigan	L	3-6
Mar. 3	Western Michigan	W	2-1
Mar. 4	Maryland	W	6-5
Mar. 4	Michigan	L	0-5
Mar. 7	Connecticut	W	8-2
Mar. 7	Connecticut	W	1-0
Mar. 10	Connecticut	W	5-2(9)
Mar. 10	Kent State	L	2-4
Mar. 11	Western Illinois	W	11-6
Mar. 11	Georgia State	W	5-2
Mar. 12	Florida AGM	W	5-3
Mar. 12	St. John's	W	7-2
Mar. 13	North Carolina*	W	2-1
Mar. 14	North Carolina*	L	3-5
Mar. 14	North Carolina*	L	1-3
Mar. 16	at CS-Fullerton	L	1-6
Mar. 16	vs. Arizona State	W	1-0 (10)
Mar. 17	vs. Notre Dame	L	0-1
Mar. 18	vs. Michigan	L	3-11
Mar. 23	FIU	W	3-1
Mar. 23	FIU	W	8-0
Mar. 25	Boston College*	L	5-7
Mar. 25	Boston College*	W	8-0
Mar. 26	Boston College*	W	7-5
Mar. 29	Florida AGM	W	9-3
Mar. 30	Auburn	L	2-7
Apr. 1	Georgia Tech*	W	9-1
Apr. 1	Georgia Tech*	L	3-8
Apr. 2	Georgia Tech*	W	7-4
Apr. 3	at Florida AGM	L	0-4
Apr. 5	Florida	W	4-0
Apr. 5	Florida	W	6-5 (8)
Apr. 9	at Virginia*	L	0-1
Apr. 9	at Virginia*	W	8-5
Apr. 12	Florida AGM	W	9-3
Apr. 15	NC State*	L	0-2
Apr. 15	NC State*	L	5-6
Apr. 16	NC State*	W	2-0
Apr. 18	Troy	W	4-3
Apr. 18	Troy	L	2-4
Apr. 21	at Virginia Tech*	L	0-2
Apr. 22	at Virginia Tech*	L	2-10
Apr. 22	at Virginia Tech*	W	9-6
May 2	at UCF	W	2-0
May 2	at UCF	W	8-2
May 6	at Maryland*	L	4-6
May 6	at Maryland*	W	4-1
May 7	at Maryland*	W	8-4
ACC Championship			
May 11	Georgia Tech	W	10-1
May 12	NC State	W	6-0
May 13	Georgia Tech	L	3-4
May 13	Georgia Tech	W	7-4
May 14	NC State	L	1-4
NCAA Athens Regional			
May 19	vs. Coastal Carolina	W	7-1
May 20	at Georgia	W	3-2
May 21	at Georgia	L	1-3
May 21	at Georgia	W	2-0
NCAA Tempe Super Regional			
May 26	at Arizona State	L	1-6
May 27	at Arizona State	L	5-1

2007 • (44-25, 13-7 ACC)
NCAA Regional

Date	Opponent	Result	Score
Feb. 9	Samford	W	13-5
Feb. 9	Florida AGM	W	5-0
Feb. 10	Radford	W	2-1
Feb. 10	Samford	W	8-0
Feb. 13	at Georgia Southern	W	11-2
Feb. 16	Jacksonville	W	10-2
Feb. 16	Kansas	L	0-1
Feb. 17	South Carolina	W	8-3
Feb. 17	Memphis	W	8-0
Feb. 23	vs. Nebraska	W	2-1(9)
Feb. 23	vs. Mississippi State	W	4-2
Feb. 24	vs. Tennessee Tech	W	9-8(8)
Feb. 24	vs. Seton Hall	W	4-2
Feb. 25	Southern Illinois	L	1-4
Feb. 28	Michigan	L	3-4
Feb. 28	Michigan	L	2-3
Mar. 3	at NC State*	L	3-6
Mar. 3	at NC State*	W	4-0
Mar. 4	at NC State*	L	2-4
Mar. 9	Syracuse	W	8-0
Mar. 9	Georgia State	W	6-2
Mar. 10	Appalachian State	W	4-2
Mar. 10	Maine	W	9-1
Mar. 10	Florida AGM	W	9-4
Mar. 11	Southern Illinois	W	6-0
Mar. 11	Georgia	L	1-2
Mar. 13	Southern Miss	W	2-0
Mar. 13	Southern Miss	W	6-1
Mar. 15	vs. Washington	W	3-1
Mar. 15	vs. CS-Northridge	L	3-4
Mar. 16	vs. Michigan	L	2-4
Mar. 17	vs. NC State*	L	2-3
Mar. 17	at CS-Fullerton	L	3-4
Mar. 21	at Florida AGM	W	8-0
Mar. 24	Virginia Tech*	L	0-1
Mar. 24	Virginia Tech*	W	10-2
Mar. 25	Virginia Tech*	L	0-1
Mar. 28	UCF	L	0-1(12)
Mar. 28	UCF	W	8-3
Mar. 31	Maryland*	W	4-2(14)
Mar. 31	Maryland*	W	6-0
Apr. 1	Maryland*	W	8-0
Apr. 4	at Florida	L	1-5
Apr. 4	at Florida	L	3-4
Apr. 7	at Georgia Tech*	W	8-0
Apr. 7	at Georgia Tech*	L	1-9(8)
Apr. 8	at Georgia Tech*	L	6-7
Apr. 11	Florida AGM	W	9-1
Apr. 14	at Boston College*	W	9-0
Apr. 14	at Boston College*	W	6-3
Apr. 17	Jacksonville	W	8-0
Apr. 17	Jacksonville	W	3-0
Apr. 21	Virginia*	W	8-2
Apr. 21	Virginia*	W	4-2
Apr. 22	Virginia*	W	8-0
Apr. 28	at North Carolina*	L	3-4
Apr. 28	at North Carolina*	W	3-2
Apr. 29	at North Carolina*	W	6-3
May 2	at Troy	W	5-3
May 2	at Troy	W	4-2
May 3	North Florida	W	5-0
May 3	North Florida	W	2-1
May 6	at Auburn	L	2-7
ACC Championship			
May 10	vs. North Carolina	W	8-0
May 11	vs. Virginia Tech	L	0-4
May 11	vs. Maryland	W	7-4
May 12	vs. Georgia Tech	L	3-6
NCAA Tuscaloosa Regional			
May 18	vs. California	L	6-13
May 19	at Alabama	L	3-6

2008 • (38-28, 12-9 ACC)
NCAA Regional

Date	Opponent	Result	Score
Feb. 8	Southern Miss	W	11-3
Feb. 8	Louisville	L	3-4
Feb. 9	Troy	L	1-3
Feb. 9	Louisville	W	6-4
Feb. 13	at Florida AGM	W	9-1
Feb. 15	Jacksonville	L	2-5
Feb. 16	Bethune-Cookman	W	14-3
Feb. 17	Michigan State	L	2-3
Feb. 17	UAB	W	4-1
Feb. 19	at Jacksonville	W	10-0
Feb. 19	at Jacksonville	W	3-1
Feb. 23	North Carolina*	W	2-0
Feb. 23	North Carolina*	L	1-5
Feb. 24	North Carolina*	L	4-7
Feb. 27	Troy	L	0-3
Feb. 27	Troy	W	3-2
Feb. 29	vs. Massachusetts	W	6-0
Feb. 29	vs. Hofstra	W	1-0
Mar. 1	vs. Tennessee	L	5-8
Mar. 1	vs. Texas AGM	L	0-7
Mar. 2	vs. Iowa	W	2-0
Mar. 8	Appalachian State	W	2-0
Mar. 8	Connecticut	W	7-0
Mar. 9	Georgia State	W	1-0
Mar. 9	Georgia State	W	3-0
Mar. 11	Connecticut	W	2-1
Mar. 11	Connecticut	W	2-1
Mar. 14	at Virginia*	W	9-1
Mar. 14	at Virginia*	W	8-3
Mar. 15	at Virginia*	W	5-1
Mar. 18	Lipscomb	W	5-1
Mar. 18	Lipscomb	W	11-3
Mar. 20	vs. Arizona State	W	3-2
Mar. 20	vs. Long Beach State	L	2-6
Mar. 21	vs. Arizona	L	2-13
Mar. 21	vs. Washington	L	3-4
Mar. 22	at CS-Fullerton	W	4-1
Mar. 26	Georgia Southern	W	8-0
Mar. 26	Georgia Southern	W	4-3
Mar. 29	Boston College*	W	1-0
Mar. 29	Boston College*	L	1-6
Mar. 30	Boston College*	W	6-0
Apr. 2	Florida AGM	W	18-0
Apr. 5	at Maryland*	L	1-3
Apr. 5	at Maryland*	W	3-0
Apr. 6	at Maryland*	L	3-4
Apr. 9	at UCF	L	0-2
Apr. 9	at UCF	L	1-4
Apr. 12	Georgia Tech*	L	2-5
Apr. 12	Georgia Tech*	W	10-2
Apr. 13	Georgia Tech*	L	2-6
Apr. 16	Florida	L	1-6
Apr. 16	Florida	L	4-14
Apr. 18	Virginia Tech*	L	0-3
Apr. 19	Virginia Tech*	L	1-3
Apr. 19	Virginia Tech*	W	2-0
Apr. 26	NC State*	W	1-0
Apr. 26	NC State*	W	4-3
Apr. 27	NC State*	W	10-1
Apr. 30	at Michigan	L	2-6
Apr. 30	at Michigan	L	4-8
ACC Championship			
May 8	vs. Boston College	W	5-1
May 10	vs. Virginia Tech	L	0-2
NCAA Tuscaloosa Regional			
May 15	vs. Jacksonville State	L	3-4
May 16	vs. UT-Chattanooga	W	5-3
May 16	vs. Jacksonville State	L	1-10

2009 • (44-16, 17-4 ACC)
NCAA Regional

Date	Opponent	Result	Score
Feb. 6	vs. Iowa	W	6-0
Feb. 6	at Texas	L	2-3
Feb. 7	vs. Stephen F. Austin	W	4-3
Feb. 7	vs. Stephen F. Austin	W	10-5
Feb. 8	at Texas	W	6-4
Feb. 11	Florida AGM	W	5-0
Feb. 13	Appalachian State	W	6-0
Feb. 14	Miami (OH)	W	10-2
Feb. 15	Purdue	W	8-0
Feb. 15	Mississippi State	L	5-4
Feb. 18	South Alabama	W	6-1
Feb. 21	East Carolina	L	2-1
Feb. 21	Indiana	W	7-0
Feb. 22	UC-Riverside	W	13-2
Feb. 22	Michigan	W	6-5
Feb. 24	Michigan	L	0-1
Mar. 5	Bethune-Cookman	W	3-2
Mar. 6	Troy	W	2-0
Mar. 6	Liberty	W	11-3
Mar. 7	Middle Tenn. St.	W	6-1
Mar. 9	at North Carolina*	L	0-1
Mar. 10	at North Carolina*	W	6-2
Mar. 10	at North Carolina*	W	4-1
Mar. 12	vs. Washington	L	1-4
Mar. 12	vs. Oklahoma	L	1-3
Mar. 13	vs. Fresno State	L	0-1
Mar. 14	vs. Bowling Green	W	3-0
Mar. 15	vs. Texas	W	2-0
Mar. 18	Jacksonville	W	4-0
Mar. 18	Jacksonville	W	10-0
Mar. 23	at North Florida	W	7-0
Mar. 23	at North Florida	L	3-5
Mar. 24	at Florida AGM	W	5-1
Mar. 28	at Georgia Tech*	L	3-8
Mar. 28	at Georgia Tech*	L	0-3
Mar. 29	at Georgia Tech*	W	5-4
Apr. 4	Virginia Tech*	W	6-0
Apr. 4	Virginia Tech*	W	3-2
Apr. 5	Virginia Tech*	L	0-2
Apr. 7	Troy	W	8-0
Apr. 7	Troy	W	1-0
Apr. 8	at Florida	L	3-4
Apr. 11	Maryland*	W	1-0
Apr. 11	Maryland*	W	8-0
Apr. 12	Maryland*	W	1-0
Apr. 18	at NC State*	W	10-1
Apr. 18	at NC State*	W	1-0
Apr. 19	at NC State*	W	1-0
Apr. 25	Virginia*	W	3-1
Apr. 25	Virginia*	W	12-4
Apr. 26	Virginia*	W	5-1
May 2	at Boston College*	W	2-0
May 2	at Boston College*	W	1-0
May 3	at Boston College*	W	4-0
ACC Championship			
May 8	vs. Boston College	W	2-0
May 9	vs. North Carolina	W	4-1
May 10	vs. Georgia Tech	L	1-3
NCAA Tallahassee Regional			
May 15	vs. Oklahoma State	L	0-1
May 16	vs. Mississippi State	W	5-0
May 16	vs. Oklahoma State	L	0-1



YEAR-BY-YEAR RESULTS

2010 • (44-18, 12-9 ACC)
NCAA Regional

Table with 4 columns: Date, Opponent, Result, Score. Lists game results for the 2010 season, including ACC Championship and NCAA Athens Regional games.

2011 • (32-28, 9-11 ACC)
ACC Champions
NCAA Regional

Table with 4 columns: Date, Opponent, Result, Score. Lists game results for the 2011 season, including ACC Championship and NCAA Athens Regional games.

2012 • (47-16, 16-5 ACC)
NCAA Regional

Table with 4 columns: Date, Opponent, Result, Score. Lists game results for the 2012 season, including ACC Championship and NCAA Los Angeles Regional games.

2013 • (44-19, 18-2 ACC)
NCAA Super Regional

Table with 4 columns: Date, Opponent, Result, Score. Lists game results for the 2013 season, including ACC Championship and NCAA Austin Super Regional games.

YEAR-BY-YEAR RESULTS

2014 • (55-9, 24-3 ACC)

ACC Champions
College World Series

Date	Opponent	Result	Score
Feb. 7	vs. Nebraska	L	3-4
Feb. 7	at New Mexico State	W	11-0
Feb. 8	vs. UTEP	W	8-0
Feb. 8	vs. St. Mary's	W	12-3
Feb. 9	vs. Nebraska	W	5-1
Feb. 14	Southern Miss	W	5-1
Feb. 14	North Dakota State	W	4-1
Feb. 15	North Dakota State	W	9-0
Feb. 15	Southern Miss	W	11-0
Feb. 16	Southern Miss	W	12-0
Feb. 16	North Dakota State	W	5-0
Feb. 19	UCF	W	6-1
Feb. 21	Charleston Southern	W	8-2
Feb. 22	UC Santa Barbara	W	5-2
Feb. 26	at Auburn	W	5-4
Feb. 28	vs. Houston	W	7-1
Feb. 28	vs. Purdue	W	2-1
Mar. 1	vs. Purdue	W	4-1
Mar. 1	at Alabama	L	0-1
Mar. 2	at Alabama	W	5-1
Mar. 8	at Virginia*	L	9-11
Mar. 8	at Virginia*	W	8-0
Mar. 9	at Virginia*	W	15-0
Mar. 11	vs. Virginia Tech*	W	12-0
Mar. 11	vs. Virginia Tech*	L	4-5
Mar. 12	at Florida Gulf Coast	W	5-0
Mar. 15	NC State*	W	4-1
Mar. 15	NC State*	W	4-2
Mar. 16	NC State*	W	5-1
Mar. 19	at UNF	W	11-1
Mar. 19	at UNF	W	8-0
Mar. 22	at Boston College*	W	5-1
Mar. 22	at Boston College*	W	5-1
Mar. 23	at Boston College*	W	8-0
Mar. 26	Florida AGM	W	8-0
Mar. 30	at North Carolina*	W	6-0
Mar. 30	at North Carolina*	W	5-3
Mar. 31	at North Carolina*	W	5-1
Apr. 2	at Florida	W	3-2 (8)
Apr. 5	Maryland*	W	10-2
Apr. 5	Maryland*	W	14-6
Apr. 6	Maryland*	W	7-5
Apr. 9	Florida	L	2-4
Apr. 13	at Notre Dame*	L	5-8
Apr. 13	at Notre Dame*	W	9-7 (9)
Apr. 16	at Pitt*	W	5-2
Apr. 16	at Pitt*	W	10-3
Apr. 19	Syracuse*	W	7-1
Apr. 19	Syracuse*	W	5-0
Apr. 20	Syracuse*	W	9-1
Apr. 26	Georgia Tech*	W	5-1
Apr. 26	Georgia Tech*	W	4-0
Apr. 27	Georgia Tech*	W	3-0

ACC Championship

May 8	vs. Georgia Tech	W	11-5
May 9	vs. North Carolina	W	9-1
May 10	vs. Notre Dame	W	3-1

NCAA Tallahassee Regional

May 16	vs. Fordham	W	6-1
May 17	vs. USF	W	2-0 (11)
May 18	vs. USF	W	2-1

NCAA Tallahassee Super Regional

May 22	vs. Michigan	L	3-17
May 23	vs. Michigan	W	6-0
May 23	vs. Michigan	W	4-2

Women's College World Series

May 29	vs. Oregon	L	0-3
May 31	vs. Baylor	L	2-7

2015 • (49-14, 20-3 ACC)

ACC Champions
NCAA Super Regional

Date	Opponent	Result	Score
Feb. 7	Georgia Southern	W	8-0
Feb. 7	Kentucky	W	3-2
Feb. 8	Kentucky	L	1-3
Feb. 8	Georgia Southern	W	4-0
Feb. 10	at Florida AGM	W	12-5
Feb. 13	Nebraska	W	4-1
Feb. 13	Western Kentucky	W	2-1
Feb. 14	Michigan	L	5-6
Feb. 14	Michigan	L	1-2
Feb. 15	Nebraska	W	3-2
Feb. 19	vs. Tennessee	L	1-4
Feb. 19	vs. South Carolina	W	4-3
Feb. 20	vs. Oklahoma State	W	4-1
Feb. 21	vs. California	L	6-7
Feb. 21	vs. UCLA	W	5-1
Feb. 28	Boston College	W	5-0
Feb. 28	Boston College	W	2-1
Mar. 1	Boston College	W	5-1
Mar. 6	vs. Coastal Carolina	W	9-0
Mar. 6	vs. Bethune-Cookman	W	12-0
Mar. 7	vs. Hofstra	W	2-1
Mar. 7	at Florida Atlantic	W	1-0
Mar. 8	vs. Coastal Carolina	W	8-0
Mar. 10	at Florida Atlantic	W	12-0
Mar. 12	USC Upstate	W	2-0
Mar. 14	Notre Dame	W	4-1
Mar. 14	Notre Dame	W	7-3
Mar. 15	Notre Dame	L	0-12
Mar. 17	Colgate	W	8-0
Mar. 18	Troy	L	4-6
Mar. 21	at Virginia Tech	W	7-6
Mar. 21	at Virginia Tech	W	7-5
Mar. 22	at Virginia Tech	W	5-2
Mar. 25	Auburn	W	10-7
Mar. 25	Auburn	L	4-10
Mar. 28	Pittsburgh	W	8-0
Mar. 28	Pittsburgh	W	7-0
Mar. 29	Pittsburgh	W	3-0
Apr. 1	Florida AGM	W	11-0
Apr. 3	at NC State	W	6-5
Apr. 3	at NC State	W	10-1
Apr. 4	at NC State	L	4-9
Apr. 8	Florida	L	1-5
Apr. 11	Louisville	L	0-1
Apr. 12	Louisville	W	9-1
Apr. 18	Virginia	W	9-1
Apr. 18	Virginia	W	8-0
Apr. 19	Virginia	W	8-0
Apr. 22	at Florida	L	0-5
Apr. 25	at Georgia Tech	W	2-1
Apr. 25	at Georgia Tech	W	3-2
Apr. 26	at Georgia Tech	W	8-1
Apr. 27	at Georgia State	W	6-3
May 3	at North Florida	W	15-1

ACC Championship

May 7	vs. Boston College	W	4-2
May 8	vs. NC State	W	11-4
May 9	vs. Pittsburgh	W	6-2

NCAA Tallahassee Regional

May 15	Dartmouth	W	5-1
May 16	UCF	W	2-1
May 17	UCF	W	5-0

NCAA Knoxville Super Regional

May 21	at Tennessee	L	2-3
May 22	at Tennessee	W	6-1
May 22	at Tennessee	L	1-2

2016 • (55-10, 21-2 ACC)

ACC Champions
College World Series
NCAA Semifinalist

Date	Opponent	Result	Score
Feb. 12	vs. St. John's	W	5-2
Feb. 12	at FIU	W	7-1
Feb. 13	vs. LIU Brooklyn	W	12-0
Feb. 13	vs. Illinois	L	1-5
Feb. 14	vs. Valparaiso	W	16-5
Feb. 17	Stephen F. Austin	W	11-0
Feb. 19	Michigan	L	2-6
Feb. 20	Michigan	L	3-10
Feb. 20	Minnesota	W	5-4
Feb. 21	Minnesota	W	2-0
Feb. 24	Florida AGM	W	10-1
Feb. 26	Hofstra	W	8-0
Feb. 26	Bradley	W	14-0
Feb. 27	UAB	W	10-0
Feb. 27	Bradley	W	9-0
Feb. 28	UAB	W	10-0
Mar. 4	at UCLA	W	3-0
Mar. 5	at CSUN	W	12-3
Mar. 5	vs. UC Davis	W	17-3
Mar. 6	vs. CSUN	W	10-0
Mar. 8	at Cal State Fullerton	W	10-1
Mar. 12	vs. Tulsa	W	8-0
Mar. 12	vs. Cal Poly	W	3-1
Mar. 19	Syracuse*	W	4-2
Mar. 19	Syracuse*	W	4-1
Mar. 20	Syracuse*	W	3-0
Mar. 25	at North Carolina*	W	15-6
Mar. 26	at North Carolina*	W	9-6
Mar. 26	at North Carolina*	W	12-5
Mar. 26	at North Carolina*	W	14-5
Apr. 3	at Notre Dame*	L	4-5
Apr. 3	at Notre Dame*	L	4-5
Apr. 6	Jacksonville	W	4-0
Apr. 8	NC State*	W	10-2
Apr. 9	NC State*	W	5-4
Apr. 10	NC State*	W	12-4
Apr. 13	Florida	L	0-1 (12)
Apr. 16	at Boston College*	W	10-2
Apr. 16	at Boston College*	W	2-0
Apr. 17	at Boston College*	W	9-6
Apr. 20	at Auburn	L	6-9
Apr. 20	at Auburn	W	4-3
Apr. 23	Virginia Tech*	W	2-0
Apr. 23	Virginia Tech*	W	3-1
Apr. 24	Virginia Tech*	W	13-1
Apr. 26	UCF	W	7-1
Apr. 30	at Pittsburgh*	W	16-11
Apr. 30	at Pittsburgh*	W	4-3
May 1	at Pittsburgh*	W	15-5
May 4	Florida	L	1-7
May 5	Florida AGM	W	12-3
May 7	Louisville*	L	0-4
May 7	Louisville*	W	9-0
May 8	Louisville*	W	4-3

ACC Championship

May 12	vs. Pittsburgh	W	8-0
May 13	vs. North Carolina	W	7-1
May 14	vs. Notre Dame	W	7-3

NCAA Tallahassee Regional

May 20	Florida AGM	W	1-0
May 21	South Carolina	W	4-0
May 22	South Carolina	W	2-1

NCAA Tallahassee Super Regional

May 27	Utah	W	6-2
May 28	Utah	W	3-0

Women's College World Series

Jun 2	vs. Georgia	L	4-5
Jun 4	vs. UCLA	W	8-4
Jun 5	vs. Michigan	W	1-0
Jun 5	vs. Auburn	L	7-8 (8)

2017 • (55-8-1, 24-0 ACC)

ACC Champions
NCAA Super Regional

Date	Opponent	Result	Score
Feb. 10	Lipscomb	W	13-1
Feb. 10	Furman	W	5-1
Feb. 11	Marshall	W	1-0
Feb. 11	Furman	W	9-1
Feb. 12	Marshall	W	7-0
Feb. 15	Florida AGM	W	5-0
Feb. 17	Northwestern	W	3-2
Feb. 18	Northwestern	W	7-0
Feb. 18	Nebraska	W	9-0
Feb. 19	Nebraska	W	8-0
Feb. 23	vs. Texas A&M	L	0-2
Feb. 23	vs. Stanford	W	8-2
Feb. 24	vs. San Diego State	W	6-4
Feb. 25	vs. Arizona	W	1-0
Feb. 26	vs. UCLA	W	2-1
Feb. 26	vs. Michigan	T	5-5
Mar. 3	Georgia Tech	W	4-0
Mar. 4	Georgia Tech	W	13-8
Mar. 5	Georgia Tech	W	8-0
Mar. 8	North Florida	W	8-0
Mar. 8	North Florida	W	3-0
Mar. 10	at Virginia Tech	W	12-3
Mar. 10	at Virginia Tech	W	13-2
Mar. 11	at Virginia Tech	W	5-2
Mar. 14	at FGCU	W	7-0
Mar. 15	vs. Canisius	W	9-1
Mar. 15	at FGCU	W	13-1
Mar. 17	Notre Dame	W	6-0
Mar. 18	Notre Dame	W	6-0
Mar. 19	Notre Dame	W	16-0
Mar. 22	at UCF	W	4-0
Mar. 24	at Virginia	W	13-1
Mar. 25	at Virginia	W	8-0
Mar. 26	at Virginia	W	10-0
Mar. 31	Pitt	W	14-3
Apr. 1	Pitt	W	12-4
Apr. 2	Pitt	W	5-0
Apr. 8	at Syracuse	W	18-9
Apr. 9	at Syracuse	W	13-4
Apr. 9	at Syracuse	W	6-5
Apr. 12	at Florida	L	0-1
Apr. 14	at South Carolina	L	2-7
Apr. 15	at South Carolina	W	3-1
Apr. 18	at Troy	W	9-3
Apr. 18	at Troy	W	2-0
Apr. 23	at Louisville	W	11-0
Apr. 23	at Louisville	W	4-3
Apr. 24	at Louisville	W	5-4
Apr. 28	North Carolina	W	3-0
Apr. 29	North Carolina	W	8-1
Apr. 30	North Carolina	W	6-2
May 3	Florida	W	3-1
May 6	at Oregon	L	0-11
May 6	at Oregon	L	1-3
May 7	at Oregon	L	1-2

ACC Championship

May 11	vs. Virginia	W	16-0
May 12	vs. Notre Dame	W	6-0
May 13	at North Carolina	W	4-3

NCAA Tallahassee Regional

May 19	Princeton	W	3-0
May 20	Georgia	W	7-1
May 21	Georgia	W	8-5

NCAA Tallahassee Super Regional

May 26	LSU	W	3-1
May 27	LSU	L	0-1
May 28	LSU	L	4-6



YEAR-BY-YEAR RESULTS

2018 • (58-12, 21-3 ACC)

ACC Champions

College World Series

NCAA National Champions

Date	Opponent	Result	Score
Feb. 9	vs. Portland State	W	18-1
Feb. 9	at Texas State	W	4-2
Feb. 10	at Texas State	W	8-0
Feb. 10	vs. Portland State	W	11-1
Feb. 14	Florida A&M	W	9-0
Feb. 16	#14 Minnesota	W	3-2
Feb. 17	#14 Minnesota	W	9-3
Feb. 17	#20 Michigan	L	0-1
Feb. 18	#20 Michigan	W	2-0
Feb. 20	McNeese	W	1-6
Feb. 21	at South Alabama	L	1-3
Feb. 21	at South Alabama	W	14-1
Feb. 23	vs. UNI	W	9-0
Feb. 23	at #10 Alabama	L	0-3
Feb. 24	at #10 Alabama	W	3-1
Feb. 24	vs. Georgia State	W	8-0
Mar. 2	Hofstra	L	0-1 (10)
Mar. 2	#6 Oregon	L	0-5
Mar. 3	FGCU	W	6-2
Mar. 3	Hofstra	W	5-0
Mar. 4	#6 Oregon	W	2-1
Mar. 8	vs. Penn	W	12-0
Mar. 10	at North Florida-1	W	13-0
Mar. 10	at North Florida-2	W	9-6
Mar. 16	Virginia Tech	W	2-0
Mar. 17	Virginia Tech	W	8-3
Mar. 18	Virginia Tech	W	6-2
Mar. 21	Troy	W	12-2
Mar. 21	Troy	W	9-1
Mar. 23	Syracuse	W	1-0
Mar. 24	Syracuse	W	6-0
Mar. 25	Syracuse	W	5-4
Mar. 30	at Georgia Tech	W	13-2
Mar. 31	at Georgia Tech	W	4-2
Apr. 1	at Georgia Tech	W	11-3
Apr. 4	#19 Louisiana	W	8-0
Apr. 4	#19 Louisiana	W	7-1
Apr. 6	Pitt	W	2-1
Apr. 6	Pitt	L	0-1 (8)
Apr. 8	Pitt	W	8-0
Apr. 11	#6 Florida	W	4-1
Apr. 13	at Boston College	L	0-1
Apr. 13	at Boston College	W	5-4
Apr. 14	at Boston College	W	5-0
Apr. 21	Louisville	W	4-0
Apr. 22	Louisville	W	8-0
Apr. 23	Louisville	W	3-1
Apr. 25	at #5 Florida	L	1-5
Apr. 27	at Notre Dame	W	9-2
Apr. 28	at Notre Dame	W	11-2
Apr. 29	at Notre Dame	L	1-3
May 4	at NC State	W	9-1
May 5	at NC State	W	5-0
May 6	at NC State	W	3-0

ACC Championship

May 10	vs. Louisville	W	7-4
May 11	vs. Notre Dame	W	6-1
May 12	vs. Pitt	W	5-4

NCAA Tallahassee Regional

May 18	Jacksonville State	W	8-0
May 19	Auburn	W	2-1 (8)
May 20	Jacksonville State	W	10-0

NCAA Tallahassee Super Regional

May 25	#11 LSU	L	5-6
May 26	#11 LSU	W	8-5 (11)
May 26	#11 LSU	W	3-1

Women's College World Series

May 31	vs. #3 UCLA	L	4-7
Jun. 2	vs. #7 Georgia	W	7-2
Jun. 2	vs. #1 Oregon	W	4-1
Jun. 3	vs. #3 UCLA	W	3-1
Jun. 3	vs. #3 UCLA	W	12-6
Jun. 4	vs. #5 Washington	W	1-0
Jun. 5	vs. #5 Washington	W	8-3

2019 • (55-10, 19-5 ACC)

ACC Champions

NCAA Super Regional

Date	Opponent	Result	Score
Feb. 8	UNCW	W	7-2
Feb. 8	Iowa State	W	1-0
Feb. 9	UNCG	W	8-0
Feb. 9	Iowa State	W	5-0
Feb. 10	UNCW	W	10-0
Feb. 15	vs. Ohio State	W	3-1
Feb. 15	vs. #3 Oklahoma	W	7-4
Feb. 16	vs. #8 LSU	W	9-1
Feb. 16	vs. Minnesota	W	17-6
Feb. 17	vs. Florida Atlantic	W	10-5
Feb. 17	vs. #6 Tennessee	W	5-2
Feb. 20	South Alabama	W	4-1
Feb. 22	Elon	W	15-1
Feb. 22	Lipscomb	W	13-0
Feb. 23	Samford	W	13-0
Feb. 23	Lipscomb	W	14-2
Feb. 24	Samford	W	13-1
Mar. 2	vs. Toledo	W	5-4
Mar. 2	vs. Louisiana Tech	W	4-0
Mar. 3	vs. Dartmouth	W	8-4
Mar. 3	at UCF	W	2-1
Mar. 4	at UCF	W	9-3
Mar. 6	at Grand Canyon	L	3-5
Mar. 6	at Grand Canyon	W	11-1
Mar. 8	at #12 Arizona	W	5-3
Mar. 9	at #12 Arizona	L	3-11
Mar. 10	at #12 Arizona	W	4-3
Mar. 15	Notre Dame	W	11-1
Mar. 16	Notre Dame	L	4-7
Mar. 17	Notre Dame	W	5-0
Mar. 19	Florida A&M	W	8-0
Mar. 20	North Florida	W	9-1
Mar. 22	NC State	W	9-0
Mar. 23	NC State	W	8-6
Mar. 24	NC State	W	8-0
Mar. 29	at Virginia	W	11-0
Mar. 30	at Virginia	W	8-2
Mar. 31	at Virginia	W	16-3
Apr. 3	at #8 Florida	W	2-0
Apr. 6	at Louisville-1	L	0-2
Apr. 6	at Louisville-2	W	4-1
Apr. 8	at Louisville	L	9-10
Apr. 15	at North Carolina	L	5-6 (9)
Apr. 15	at North Carolina	L	0-1
Apr. 17	#6 Florida	L	0-4
Apr. 19	Boston College	W	5-0
Apr. 20	Boston College	W	7-0
Apr. 21	Boston College	W	4-0
Apr. 24	Troy	W	4-1
Apr. 26	Duke	W	8-0
Apr. 27	Duke	W	3-2
Apr. 28	Duke	W	8-1
May 3	at Syracuse	W	8-0
May 4	at Syracuse	W	9-1
May 5	at Syracuse	W	14-5

ACC Championship

May 9	vs. Georgia Tech	W	7-0
May 10	vs. Notre Dame	W	2-0
May 11	vs. North Carolina	W	8-0

NCAA Tallahassee Regional

May 17	Bethune-Cookman	W	8-0
May 18	South Florida	W	12-1
May 19	#21 South Carolina	W	7-6

NCAA Tallahassee Super Regional

May 23	#13 Oklahoma State	L	1-3 (9)
May 24	#13 Oklahoma State	W	4-1
May 25	#13 Oklahoma State	L	2-3

2020 • (17-7, 0-0 ACC)

Season cut short due to Covid-19
Pandemic

Date	Opponent	Result	Score
Feb. 7	RV North Carolina	W	2-1 (8)
Feb. 7	#1 Alabama	W	8-7 (8)
Feb. 8	Detroit Mercy	W	22-0 (5)
Feb. 8	#1 Alabama	W	8-0 (5)
Feb. 9	Detroit Mercy	W	12-0 (5)
Feb. 12	Florida A&M	W	10-2 (5)
Feb. 14	vs. #1 Washington	L	0-7
Feb. 14	vs. #13 Minnesota	L	6-7
Feb. 15	vs. #23 Northwestern	L	2-6
Feb. 16	vs. Liberty	W	7-1
Feb. 16	vs. #2 UCLA	L	2-3
Feb. 28	vs. #19 Baylor	L	1-2
Feb. 28	vs. Kent State	W	11-1
Feb. 29	vs. #19 Baylor	W	5-3
Feb. 29	at #21 Arkansas	W	2-1
Mar. 1	vs. Villanova	L	6-9
Mar. 3	Holly Cross	W	8-0 (6)
Mar. 4	at #22 UCF	W	8-3
Mar. 6	at Longwood	W	6-0
Mar. 7	vs. Creighton	W	2-1
Mar. 7	vs. Charleston Southern	W	10-5
Mar. 8	vs. Penn	W	8-0 (6)
Mar. 8	vs. Detroit Mercy	W	16-0 (5)
Mar. 11	at #7 Florida	L	2-5

2021 • (49-13-1, 26-5-1 ACC)

College World Series

NCAA National Runner Up

Date	Opponent	Result	Score
Feb. 12	Memphis	W	9-0 (5)
Feb. 12	#24 Missouri	W	9-2
Feb. 13	Memphis	W	3-2
Feb. 13	#24 Missouri	L	5-9
Feb. 18	Georgia Tech	W	8-1
Feb. 18	Georgia Tech	W	7-3
Feb. 19	Georgia Tech	W	5-4
Feb. 20	#15 Virginia Tech	W	7-1
Feb. 20	#15 Virginia Tech	L	1-9 (5)
Feb. 21	#25 Virginia Tech	L	0-6
Feb. 26	FGCU	W	7-0
Feb. 27	FGCU	W	4-1
Feb. 27	Southeastern Louisiana	W	3-0
Mar. 5	#5 Florida	L	0-5
Mar. 6	#5 Florida	W	7-2
Mar. 11	#2 Arizona	W	4-2
Mar. 12	#2 Arizona	L	0-1
Mar. 13	#2 Arizona	W	2-0
Mar. 20	Kennesaw State	W	11-0 (5)
Mar. 20	Auburn	W	10-1 (5)
Mar. 21	Kennesaw State	W	3-2
Mar. 21	Auburn	L	1-2
Mar. 26	Boston College	W	3-2
Mar. 26	Boston College	W	5-0
Mar. 27	Boston College	W	4-1
Mar. 27	Boston College	W	10-2 (5)
Apr. 2	Notre Dame	W	3-1
Apr. 3	Notre Dame	W	8-0 (6)
Apr. 3	Notre Dame	W	8-0 (5)
Apr. 4	Notre Dame	W	5-0
Apr. 9	Duke	W	5-0
Apr. 10	Duke	W	3-0
Apr. 11	Duke	W	4-3
Apr. 17	Syracuse	W	7-3
Apr. 17	Syracuse	W	9-0 (6)
Apr. 18	Syracuse	W	3-2 (8)
Apr. 18	Syracuse	W	13-1 (5)
Apr. 23	Louisville	W	10-0
Apr. 23	Louisville	L	1-5
Apr. 25	Louisville	W	9-0 (5)
Apr. 25	Louisville	T	0-0 (11)
Apr. 30	NC State	W	2-1
May 1	NC State	W	6-1
May 1	NC State	L	2-5
May 2	NC State	W	4-1
May 7	Pittsburgh	L	5-6
May 8	Pittsburgh	W	5-4
May 9	Pittsburgh	W	14-0 (5)

ACC Championship

May 13	NC State	W	2-0
May 14	#21 Duke	L	3-4

NCAA Tallahassee Regional

May 21	Kennesaw State	W	6-2
May 22	UCF	W	3-0
May 23	UCF	W	2-0

NCAA Baton Rouge Super Regional

May 27	#7 LSU	W	1-0
May 28	#7 LSU	W	4-3 (9)

NCAA Women's College World Series

Jun. 3	#2 UCLA	L	0-4
Jun. 5	#11 Arizona	W	4-3
Jun. 5	#5 Oklahoma State	W	4-2
Jun. 6	#3 Alabama	W	2-0
Jun. 7	#3 Alabama	W	8-5
Jun. 8	#1 Oklahoma	W	8-4
Jun. 9	#1 Oklahoma	L	2-6
Jun. 10	#1 Oklahoma	L	1-5

YEAR-BY-YEAR RESULTS

2022 • (54-7, 19-5 ACC) ACC Champions

Date	Opponent	Result	Score
Feb. 11	Mercer	W	12-0 (5)
Feb. 11	Kennesaw State	W	4-0
Feb. 12	Loyola Chicago	W	8-2
Feb. 12	Kennesaw State	W	11-0 (5)
Feb. 16	South Alabama	W	4-3
Feb. 17	vs. #15 Tennessee	W	9-3
Feb. 18	vs. #5 Texas	W	9-2
Feb. 19	vs. #16 Michigan	W	2-1
Feb. 20	vs. #20 UCF	W	8-0 (5)
Feb. 20	vs. #2 UCLA	W	4-3 (8)
Feb. 23	Florida AGM	W	8-3
Feb. 25	Hofstra	W	3-0
Feb. 25	Indiana	W	9-0 (5)
Feb. 26	Hofstra	W	10-0 (5)
Feb. 26	Indiana	W	3-1
Mar. 1	at Florida AGM	W	8-1
Mar. 2	Oakland	W	6-5
Mar. 4	Pitt	W	3-0
Mar. 5	Pitt	W	10-0 (5)
Mar. 6	Pitt	L	5-7
Mar. 8	Furman	W	2-0
Mar. 11	at Georgia Tech	W	4-1
Mar. 11	at Georgia Tech	W	6-2
Mar. 13	at Georgia Tech	W	3-2 (12)
Mar. 15	at Lipscomb	W	5-3
Mar. 16	at #3 Alabama	W	6-5
Mar. 19	Boston College	W	4-0
Mar. 20	Boston College	L	0-2 (8)
Mar. 20	Boston College	W	4-0
Mar. 23	at Troy	W	12-0 (5)
Mar. 26	at FIU	W	7-0
Mar. 26	at FIU	W	6-1
Mar. 30	vs. North Florida	W	12-3
Mar. 30	at Jacksonville	W	6-3
April 1	at Virginia	W	9-0
April 2	at Virginia	W	9-0
April 1	at Virginia	W	7-2
April 6	at #7 Florida	W	4-2 (10)
April 8	#5 Virginia Tech	L	3-6 (9)
April 9	#5 Virginia Tech	L	9-23
April 10	#5 Virginia Tech	W	8-6
April 15	at North Carolina	W	2-0
April 16	at North Carolina	L	1-5
April 17	at North Carolina	W	9-2
April 19	Stetson	W	4-1
April 21	#17 Clemson	W	5-4
April 22	#17 Clemson	W	7-6
April 23	#17 Clemson	W	6-0
April 28	#7 Oklahoma State	W	2-1 (9)
April 29	#7 Oklahoma State	W	2-1
May 4	#11 Florida	W	2-1
May 6	at NC State	W	3-1 (8)
May 7	at NC State	W	10-6
May 8	at NC State	W	8-4
ACC Championship			
May 12	vs. Virginia	W	5-3
May 13	vs. #12 Duke	W	8-6
May 14	vs. #15 Clemson	W	8-6
NCAA Tallahassee Regional			
May 20	Howard	W	8-0 (5)
May 21	USF	W	8-0 (5)
May 22	Mississippi State	L	0-5
May 22	Mississippi State	L	3-4

2023 • (58-11, 22-2 ACC) ACC Champions

College World Series			
Date	Opponent	Result	Score
Feb. 9	Lipscomb	W	3-0
Feb. 9	Lipscomb	W	4-1
Feb. 11	Longwood	L	4-5
Feb. 11	Purdue	W	8-1
Feb. 12	Longwood	W	5-0
Feb. 14	Florida AGM	W	8-0 (5)
Feb. 14	Florida AGM	W	9-1 (6)
Feb. 16	vs. #15 Arizona	W	6-4
Feb. 17	vs. #4 Arkansas	W	9-6
Feb. 18	vs. #2 UCLA	L	4-6
Feb. 19	vs. #22 Louisiana	W	10-2 (6)
Feb. 19	vs. #12 Alabama	L	1-2
Feb. 22	North Florida	W	4-3
Feb. 23	Florida Gulf Coast	W	13-5 (6)
Feb. 24	Lamar	W	4-0
Feb. 24	Florida Gulf Coast	W	7-2
Feb. 25	Lamar	W	11-3 (6)
Feb. 25	Troy	W	2-1
Mar. 3	Massachusetts	W	8-0 (5)
Mar. 3	Colgate	W	9-1 (6)
Mar. 4	Georgia Southern	W	4-0
Mar. 4	Colgate	W	13-2 (5)
Mar. 5	Georgia Southern	W	9-1 (5)
Mar. 10	at #3 Oklahoma State	W	7-5
Mar. 11	at #3 Oklahoma State	L	1-9 (5)
Mar. 12	at #3 Oklahoma State	L	2-3
Mar. 14	at #1 Oklahoma	L	4-5
Mar. 17	Syracuse	W	10-0 (5)
Mar. 18	Syracuse	W	5-1
Mar. 19	Syracuse	W	8-0 (5)
Mar. 24	at #15 Duke	W	4-1
Mar. 25	at #15 Duke	L	1-2
Mar. 26	at #15 Duke	W	7-3 (5.2)
Mar. 31	Georgia Tech	W	6-4
April 1	Georgia Tech	W	8-0 (5)
April 2	Georgia Tech	W	9-1 (6)
April 6	at #4 Clemson	W	7-0
April 6	at #4 Clemson	W	4-1
April 7	at #4 Clemson	W	3-2
April 12	Jacksonville	W	2-0
April 14	Virginia	W	6-1
April 15	Virginia	L	5-6
April 15	Virginia	W	8-0 (6)
April 18	at Stetson	W	7-2
April 20	at #22 Virginia Tech	W	4-1
April 21	at #22 Virginia Tech	W	6-3
April 22	at #22 Virginia Tech	W	16-7 (5)
April 26	#15 Florida	W	5-3
April 28	at Notre Dame	W	5-4 (8)
April 29	at Notre Dame	W	11-2 (5)
April 30	at Notre Dame	W	12-0 (5)
May 3	at #17 Florida	W	8-7
May 5	Louisville	W	6-4
May 6	Louisville	W	6-4 (11)
May 7	Louisville	W	2-1
ACC Championship			
May 11	vs. Syracuse	W	4-1
May 12	vs. #22 Virginia Tech	W	9-1 (6)
May 13	vs. #9 Duke	W	2-1
NCAA Tallahassee Regional			
May 19	Marist	W	9-0 (5)
May 20	UCF	W	5-1
May 21	South Carolina	L	0-4
May 21	South Carolina	W	1-0
NCAA Tallahassee Super Regional			
May 25	#14 Georgia	W	8-1
May 26	#14 Georgia	W	4-2
NCAA Women's College World Series			
Jun. 1	#6 Oklahoma State	W	8-0 (6)
Jun. 3	#7 Washington	W	3-1
Jun. 5	#4 Tennessee	W	5-1
Jun. 7	#1 Oklahoma	L	0-5
Jun. 8	#1 Oklahoma	L	1-3

2024 • (46-16, 19-5 ACC) NCAA Super Regional

Date	Opponent	Result	Score
Feb. 8	Charlotte	L	5-6
Feb. 9	Charlotte	W	11-0 (5)
Feb. 10	Texas Tech	W	9-8
Feb. 10	Florida AGM	W	9-0 (5)
Feb. 11	Florida AGM	W	8-2
Feb. 15	vs. #9 Stanford	W	4-0
Feb. 16	vs. #20 UCLA	L	10-14
Feb. 17	vs. #4 Georgia	L	10-20
Feb. 22	FIU	W	7-3
Feb. 22	FIU	W	9-1 (6)
Feb. 23	Charleston Southern	W	9-2
Feb. 23	Charleston Southern	W	9-1 (6)
Feb. 24	Nicholls	W	5-4
Feb. 24	Nicholls	W	8-0 (5)
Mar. 3	vs. Jacksonville	L	5-6
Mar. 8	vs. Purdue	W	8-3
Mar. 8	at FGCU	L	1-3
Mar. 9	vs. Purdue	W	15-9
Mar. 9	vs. Western Michigan	W	6-2
Mar. 10	at FGCU	W	13-6
Mar. 12	South Dakota State	W	11-5
Mar. 12	South Dakota State	W	8-0 (5)
Mar. 13	#15 Alabama	L	1-4
Mar. 15	#4 Duke	L	5-10
Mar. 16	#4 Duke	W	4-2
Mar. 17	#4 Duke	L	5-9 (9)
Mar. 20	#2 Texas	L	0-10 (6)
Mar. 23	at Pitt	W	13-4 (5)
Mar. 24	at Pitt	W	10-0 (5)
Mar. 24	at Pitt	W	17-7 (5)
Mar. 28	NC State	W	8-6
Mar. 29	NC State	W	8-0 (5)
Mar. 30	NC State	W	8-5
Apr. 2	McNeese	W	12-0 (5)
Apr. 3	McNeese	W	8-0 (5)
Apr. 5	at Louisville	L	4-5
Apr. 6	at Louisville	W	8-4
Apr. 7	at Louisville	W	4-3
Apr. 12	Notre Dame	W	6-2
Apr. 13	Notre Dame	W	7-3
Apr. 14	Notre Dame	W	10-2 (6)
Apr. 17	Alabama State	W	10-2 (6)
Apr. 17	Alabama State	W	8-0 (6)
Apr. 19	at Boston College	W	6-0
Apr. 20	at Boston College	W	4-1
Apr. 21	at Boston College	W	10-3
Apr. 24	at #12 Florida	W	12-3 (5)
Apr. 26	North Carolina	W	13-3 (6)
Apr. 27	North Carolina	W	11-3 (6)
Apr. 28	North Carolina	W	2-1
May 1	#9 Florida	L	13-15 (9)
May 3	at Syracuse	L	3-4
May 3	at Syracuse	W	3-2
May 4	at Syracuse	L	5-13 (5)
ACC Championship			
May 9	vs. Notre Dame	W	2-0
May 10	vs. Georgia Tech	W	10-2 (5)
May 11	#5 Duke	L	3-6
NCAA Tallahassee Regional			
May 17	Chattanooga	W	3-2
May 18	UCF	W	5-1
May 19	Auburn	W	10-4
NCAA Norman Super Regional			
May 23	at #2 Oklahoma	L	3-11 (5)
May 24	at #2 Oklahoma	L	2-4

2025 • (49-12, 18-3 ACC) NCAA Super Regional

Date	Opponent	Result	Score
Feb. 6	vs. #4 Oklahoma State	L	6-9
Feb. 6	vs. Northern Colorado	W	7-1
Feb. 7	vs. Louisiana Tech	W	6-3
Feb. 8	vs. Louisiana Tech	W	9-1 (5)
Feb. 8	vs. #4 Oklahoma State	W	8-0 (5)
Feb. 13	vs. #16 Missouri	W	9-1 (5)
Feb. 14	vs. Ohio State	W	9-1 (5)
Feb. 15	vs. Wichita State	W	15-5 (6)
Feb. 16	vs. UCF	W	8-1
Feb. 20	Florida AGM	W	11-0 (5)
Feb. 21	Southeastern Louisiana	W	5-0
Feb. 21	Southeastern Louisiana	W	5-4 (9)
Feb. 22	#6 Texas AGM	L	3-6 (8)
Feb. 22	#6 Texas AGM	L	4-11
Feb. 27	FGCU	W	10-2 (5)
Feb. 28	FGCU	W	10-2 (6)
Feb. 28	Mercer	W	14-0 (5)
Mar. 1	Mercer	W	19-1 (5)
Mar. 1	Charleston	W	8-0 (5)
Mar. 5	vs. Jacksonville	W	9-1
Mar. 5	at North Florida	W	5-3
Mar. 7	vs. Oregon State	W	8-0 (5)
Mar. 7	at #12 Oregon	L	0-2
Mar. 8	vs. Oregon State	W	8-2
Mar. 9	at #12 Oregon	L	0-2
Mar. 11	at Portland State	W	11-0 (6)
Mar. 11	at Portland State	W	18-5
Mar. 14	Pitt	W	8-3
Mar. 15	Pitt	W	13-0 (5)
Mar. 15	Pitt	W	3-1
Mar. 19	at #24 Alabama	W	5-2
Mar. 21	at #18 Duke	W	12-4
Mar. 22	at #18 Duke	W	12-11
Mar. 23	at #18 Duke	W	9-2
Mar. 26	Stetson	W	5-1
Mar. 28	NC State	W	6-1
Mar. 29	NC State	W	5-4 (8)
Mar. 30	NC State	W	7-4
Apr. 2	#2 Florida	W	4-0
Apr. 4	Virginia	L	0-2
Apr. 5	Virginia	W	9-8
Apr. 6	Virginia	W	13-2 (5)
Apr. 9	at Saint Mary's	W	3-0
Apr. 11	at Cal	W	8-1
Apr. 12	at Cal	W	11-3
Apr. 13	at Cal	W	16-3 (5)
Apr. 25	at Louisville	W	10-9
Apr. 26	at Louisville	W	3-0
Apr. 27	at Louisville	L	0-2
May 2	at #15 Virginia Tech	W	13-4
May 3	at #15 Virginia Tech	W	8-0 (6)
May 4	at #15 Virginia Tech	L	6-8
ACC Championship			
May 8	vs. Georgia Tech	W	8-0 (6)
May 9	vs. #20 Duke	W	3-2
May 10	vs. #14 Clemson	L	1-2
NCAA Tallahassee Regional			
May 16	Robert Morris	W	10-1 (5)
May 17	USF	W	8-0 (6)
May 18	Auburn	L	3-8
May 18	Auburn	W	4-0
NCAA Tallahassee Super Regional			
May 22	#12 Texas Tech	L	0-3
May 23	#12 Texas Tech	L	1-2



SERIES RECORDS

ACC SERIES RECORDS

BOSTON COLLEGE: (FSU LEADS 49-4)

Table of series records for Boston College from 2001 to 2024, including home, away, and neutral game results.

CALIFORNIA: (CAL LEADS 12-4)

Table of series records for California from 1991 to 2025, including home, away, and neutral game results.

CLEMSON: (FSU LEADS 7-1)

Table of series records for Clemson from 2002 to 2023, including home, away, and neutral game results.

DUKE: (FSU LEADS 15-5)

Table of series records for Duke from 2019 to 2025, including home, away, and neutral game results.

GEORGIA TECH: (FSU LEADS 72-26)

Table of series records for Georgia Tech from 1990 to 2025, including home, away, and neutral game results.

Table of series records for Louisville from 2011 to 2025, including home, away, and neutral game results.

LOUISVILLE: (FSU LEADS 23-9-1)

Table of series records for Louisville from 2002 to 2025, including home, away, and neutral game results.

NORTH CAROLINA: (FSU LEADS 78-27)

Table of series records for North Carolina from 1984 to 1994, including home, away, and neutral game results.

Table of series records for NC State from 1995 to 2026, including home, away, and neutral game results.

NC STATE: (FSU LEADS 51-12)

Table of series records for NC State from 2004 to 2026, including home, away, and neutral game results.

SERIES RECORDS

.....	L	5-6	H*
.....	W	2-0	H*
.....	W	6-0	N#
.....	L	1-4	N#
2007	L	6-3	N
.....	W	4-0	A*
.....	L	4-2	A*
.....	L	3-2	A*
2008	W	1-0	H*
.....	W	4-3	H*
.....	W	10-1	H*
2009	W	10-1	A*
.....	W	1-0	A*
.....	W	1-0	A*
2010	W	4-2	H*
.....	W	5-0	H*
.....	L	1-3	H*
2011	W	3-2	A*
.....	L	2-4	A*
.....	W	7-2	A*
2012	W	7-1	H*
.....	W	8-0	H*
.....	W	6-0	H*
.....	W	6-2	N#
2013	W	4-0	A*
.....	W	11-1	A*
.....	W	2-0	A*
.....	L	0-1	H#
2014	W	4-1	H*
.....	W	4-2	H*
.....	W	5-1	H*
2015	W	6-5	A*
.....	W	10-1	A*
.....	L	4-9	A*
.....	W	11-4	N#
2016	W	10-2	H*
.....	W	5-4	H*
.....	W	12-4	H*
2018	W	9-2	A*
.....	W	5-0	A*
.....	W	3-0	A*
2019	W	9-0	H
.....	W	8-6	H
.....	W	8-0	H
2021	W	2-1	H*
.....	W	6-1	H*
.....	L	2-5	H*
.....	W	4-1	H*
.....	W	2-0	N#
2022	W	3-1	A*
.....	W	10-6	A*
.....	W	8-4	A*
2024	W	8-6	H*
.....	W	8-0 (5)	H*
.....	W	8-5	H*
2025	W	6-1	H*
.....	W	5-4 (8)	H*
.....	W	7-4	H*

**NOTRE DAME:
(FSU LEADS 30-7)**

Home: 16-3..Away: 7-3..Neutral: 7-1..ACC: 22-5

1991	W	7-0	N
1994	W	3-0	N
1996	L	0-1	H
2004	W	4-3	H
2006	L	0-1	N
2014	L	5-8	A*
.....	W	9-7 (9)	A*
.....	W	3-1	N#
2015	W	4-1	H*
.....	W	7-3	H*
.....	L	0-12	H*
2016	W	14-5	A*
.....	L	4-5	A*
.....	W	7-3	N#
2017	W	6-0	H*
.....	W	6-0	H*
.....	W	4-0	H*
.....	W	6-0	N#
2018	W	9-2	A*
.....	W	11-2	A*
.....	L	1-3	A*
.....	W	6-1	N#
2019	W	11-1	H
.....	L	4-7	H
.....	W	5-0	H
.....	W	2-0	H
2021	W	3-1	H*
.....	W	8-0	H*
.....	W	8-0	H*
.....	W	5-0	H*
2023	W	5-4 (8)	A*
.....	W	11-2 (5)	A*

.....	W	12-0 (5)	A*
2024	W	6-2	H*
.....	W	7-3	H*
.....	W	10-2 (6)	H*
.....	W	2-0	N#

**PITT:
(FSU LEADS 29-3)**

Home: 16-2..Away: 10-1..Neutral: 3-0..ACC: 23-3

2002	W	7-0	H
2003	W	7-1	H
2014	W	5-2	A*
.....	W	10-3	A*
2015	W	8-0	H*
.....	W	3-0	H*
.....	W	11-0	H*
.....	W	6-2	N#
2016	W	16-11	A*
.....	W	4-3	A*
.....	W	15-5	A*
.....	W	8-0	N#
2017	W	14-3	H*
.....	W	12-4	H*
.....	W	5-0	H*
2018	W	2-1	H*
.....	L	0-1 (8)	H*
.....	W	8-0	H*
.....	W	5-4	N#
2021	L	5-6	A*
.....	W	5-4	A*
.....	W	14-0	A*
2022	W	3-0	H*
.....	W	10-0 (5)	H*
.....	L	5-7	H*
2024	W	13-4 (5)	A*
.....	W	10-0 (5)	A*
.....	W	17-7 (5)	A*
2025	W	8-3	H*
.....	W	13-0 (5)	H*
.....	W	3-1	H*

**SYRACUSE:
(FSU LEADS 29-2)**

Home: 16-1..Away: 10-0..Neutral: 3-1..ACC: 19-0

2001	W	3-2	H
2002	W	6-3	N
2003	W	6-1	H
2005	W	5-4 (8)	H
.....	L	1-2	H
.....	L	3-4 (8)	N
2007	W	8-0	H
2010	W	3-0	N
2014	W	7-1	H*
.....	W	5-0	H*
.....	W	9-1	H*
2016	W	4-2	H*
.....	W	4-1	H*
.....	W	3-0	H*
2017	W	18-9	A*
.....	W	13-4	A*
.....	W	6-5	A*
2018	W	1-0	H*
.....	W	6-0	H*
.....	W	5-4	H*
2019	W	8-0	A*
.....	W	9-1	A*
.....	W	14-5	A*
.....	W	7-3	A*
.....	W	9-0	A*
.....	W	3-2	A*
.....	W	13-1	A*
2023	W	10-0 (5)	H*
.....	W	5-1	H*
.....	W	8-0 (5)	H*
.....	W	4-1	N#
2024	L	3-4	A*
.....	W	3-2	A*
.....	L	5-13 (5)	A*

**VIRGINIA:
(FSU LEADS 93-20)**

Home: 45-7..Away: 28-7..Neutral: 20-6..ACC: 60-11

1986	W	4-0	H
.....	L	1-2	H
1987	W	7-0	H
.....	L	2-5	H
1988	W	4-0	N
.....	W	5-0	H
.....	W	7-1	H
1989	W	4-2	H
.....	W	5-1	H

.....	W	2-0	N
1990	W	1-0	H
.....	W	5-0	H
1991	W	9-1	H
.....	W	2-1	H
.....	L	1-2	N
.....	L	0-2	N
1992	W	10-0	N*
.....	L	0-1	H*
.....	W	5-2	H*
.....	W	11-1	N#
1993	W	7-0	H*
.....	W	3-2	N*
.....	L	0-1	N#
.....	W	2-0	N#
.....	W	4-2	N#
1994	W	7-0	N*
.....	W	4-3	H*
.....	W	9-4	A*
.....	W	8-0	A*
.....	L	4-5	A*
.....	W	0-2	N#
.....	W	1-0	N#
.....	L	0-3	N#
1995	W	2-1	N
.....	W	3-2	H*
.....	W	3-0	H*
1996	W	8-0	A*
.....	W	5-4	A*
1997	W	8-0	H*
.....	L	3-6	H*
1998	L	1-4	A*
.....	L	0-3	A*
.....	W	10-0	N#
.....	W	2-1	N#
1999	W	8-2	H*
.....	W	2-1	H*
.....	W	1-0	N#
.....	W	3-0	N#
2000	L	2-4	N#
.....	W	3-1	N#
.....	W	2-0	N#
.....	W	3-2	A*
.....	W	6-2	A*
2001	W	8-0	H*
.....	W	10-2	H*
2002	W	4-0	A*
.....	W	6-3	A*
2003	W	5-0	H*
.....	W	12-1	H*
.....	W	10-1	H#
.....	W	10-2	H#
2004	W	1-0	A*
.....	L	4-5	A*
2005	W	5-3	H*
.....	W	4-0	H*
.....	W	3-2	H*
2006	L	0-1	A*
.....	W	8-5	A*
2007	W	8-2	H*
.....	W	4-2	H*
.....	W	8-0	H*
2008	W	9-1	A*
.....	W	8-3	A*
.....	W	5-1	A*
2009	W	3-1	H*
.....	W	12-4	H*
.....	W	5-1	H*
2010	L	1-2	A*
.....	W	9-6	A*
.....	W	2-1	A*
2011	W	8-0	H*
.....	L	1-2	H*
.....	W	6-1	H*
.....	W	12-5	N#
2012	W	5-0	A*
.....	W	2-0	A*
.....	W	3-1	A*
2013	W	3-2 (8)	H*
.....	W	10-2	H*
.....	W	2-0	H*
2014	L	9-11	A*
.....	W	8-0	A*
.....	W	15-0	A*
2015	W	9-1	H*
.....	W	8-0	H*
.....	W	8-0	H*
2017	W	13-1	A*
.....	W	8-0	A*
.....	W	10-0	A*
.....	W	16-0	N#
2019	W	11-0	A*
.....	W	8-2	A*
.....	W	18-3	A*
2022	W	9-0 (6)	A*
.....	W	9-0	A*
.....	W	7-2	A*

.....	W	5-3	N#
2023	W	6-1	H*
.....	L	5-6	H*
.....	W	8-0 (6)	H*
2025	L	0-2	H*
.....	W	9-8	H*
.....	W	13-2 (5)	H*

**VIRGINIA TECH:
(FSU LEADS 38-21)**

Home: 14-7..Away: 19-8..Neutral: 5-6..ACC: 35-18

2005	W	4-2	H*
.....	W	3-2	H*
.....	W	5-2	H*
.....	L	2-3 (4)	N#
2006	L	0-2	A*
.....	L	2-10 (5)	A*
.....	W	9-6	A*
2007	L	0-1	H*
.....	W	10-2	H*
.....	L	0-1	H*
.....	L	0-4	N#
2008	L	0-3	A*
.....	L	1-3	A*
.....	W	2-0	A*
.....	L	0-2	N#
2009	W	6-0	H*
.....	W	3-2	H*
.....	L	0-2	H*
2010	L	7-8	A*
.....	L	4-5	A*
.....	W	3-1	A*
.....	W	5-3	N#
2011	W	1-0	H*
.....	L	1-2 (10)	H*
.....	L	3-4 (8)	H*
.....	W	9-2	N#
2012	L	5-11	A*
.....	W	7-3	A*
.....	W	3-1	A*
2013	W	4-2	A*
.....	W	11-0	A*
.....	W	4-3	A*
2014	W	12-0	N*
.....	L	4-5	N*
2015	W	7-6	A*
.....	W	7-5	A*
.....	W	5-2	A*
2016	W	2-0	H*
.....	W	3-1	H*
2017	W	13-1	H*
.....	W	12-3	A*
.....	W	13-2	A*
.....	W	5-2	A*
2018	W	2-0	H*
.....	W	8-3	H*
.....	W	6-2	H*
2021	W	7-1	N*
.....	L	1-9	N*
.....	L	0-6	N*
2022	L	3-6	H*
.....	L	9-23	H*
.....	W	8-6	H*
2023	W	4-1	A*
.....	W	6-3	A*
.....	W	18-7 (5)	A*
.....	W	9-1 (6)	N*
2025	W	13-4	A*
.....	W	8-0 (6)	A*
.....	L	6-8	A*

NON-CONFERENCE

**ADELPHI:
(FSU LEADS 5-1)**

Home: 2-0..Away: 0-0..Neutral: 3-1

1985	L	0-2	N
1987	W	1-0 (9)	N*
.....	W	3-1 (13)	N*
1990	W	4-0	H
1992	W	12-2	N
.....	W	5-0	H

**ALABAMA:
(SERIES TIED 8-8)**

Home: 2-1..Away: 5-6..Neutral: 3-0

1997	W	2-0	A
.....	L	5-6	A
1998	W	4-1	N
2007	L	3-6	A*
2011	L	0-8	A
.....	L	2-9	A



SERIES RECORDS

2014 L 0-1 A
W 5-1 A
2018 L 0-3 A
W 3-1 A
2020 W 8-7 (8) H
W 8-0 (5) H
2021 W 2-0 N%
W 8-5 N%
2022 W 6-5 A
2023 L 1-2 N
2024 L 1-4 A
2025 W 5-2 A

ALABAMA STATE: (FSU LEADS 2-0)

Home: 2-0...Away: 0-0...Neutral: 0-0
2024 W 10-2 (6) W
W 8-0 (6) W

APPALACHIAN STATE: (FSU LEADS 5-0)

Home: 4-0...Away: 0-0...Neutral: 1-0
2007 W 4-2 N
2008 W 2-0 H
2009 W 6-0 H
2013 W 8-7 H
W 3-0 H

ARIZONA: (ARIZONA LEADS 13-7)

Home: 2-1...Away: 2-3...Neutral: 3-9
1991 L 0-8 A
1992 L 0-2 N
1995 L 1-7 A
L 0-15 N^
1996 L 4-8 N
L 6-9 N^
L 3-10 N^
2002 L 2-6 (11) N%
2003 L 0-2 N
2005 L 0-6 N
2008 L 2-13 N
2017 W 1-0 N
2019 W 5-3 A
L 3-11 A
W 4-3 A
2021 W 4-2 H
L 0-1 H
W 2-0 H
W 4-3 N%
2023 W 6-4 N

ARIZONA STATE: (ASU LEADS 6-4)

Home: 0-0...Away: 0-2...Neutral: 4-4
1986 L 0-2 N
1989 L 3-7 (9) N
W 3-2 N
1998 L 1-6 N
1999 L 0-2 N
2004 W 1-0 N
2006 W 1-0 (10) N
L 1-6 A^
L 1-5 A^
2008 W 3-2 N

ARKANSAS: (FSU LEADS 4-0)

Home: 1-0...Away: 1-0...Neutral: 2-0
1997 W 4-0 N
2013 W 9-1 H
2020 W 2-1 A
2023 W 9-6 N

ARMY: (FSU LEADS 1-0)

Home: 0-0...Away: 0-0...Neutral: 1-0
2004 W 10-0 N

AUBURN: (FSU LEADS 20-12-1)

Home: 9-5...Away: 9-6...Neutral: 2-1
1997 W 2-0 A
L 1-2 A
1998 W 5-1 H
W 8-3 H
1999 W 4-2 A

T 0-0 A
W 7-0 H
L 4-5 H
W 5-4 N
W 2-1 N^
2003 W 8-0 H
W 3-2 (10) H
2004 L 1-0 A
W 4-0 A
2005 W 5-0 A^
W 2-0 A^
2006 L 2-7 H
2007 L 2-7 A
2010 L 0-1 (9) H
2011 L 3-5 A
2013 W 6-3 A
2014 W 5-4 A
2015 W 10-7 H
L 4-10 H
2016 L 6-9 A
W 4-3 A
L 7-8 (8) N%
2018 W 2-1 H^
2021 W 10-1 A
L 1-3 A
2024 W 10-4 H^
2025 L 3-8 H^
W 4-0 H^

AUSTIN PEAY: (FSU LEADS 1-0)

Home: 0-0...Away: 0-0...Neutral: 1-0
1990 W 5-1 N

BALL STATE: (FSU LEADS 8-0-1)

Home: 4-0...Away: 0-0...Neutral: 4-0-1
1985 T 0-0 N
1986 W 4-0 H
W 3-2 H
1991 W 5-0 H
1992 W 2-0 N
W 9-0 N
1996 W 4-2 N
1997 W 4-0 N
2001 W 1-0 H

BAYLOR: (BAYLOR LEADS 6-3)

Home: 0-0...Away: 1-1...Neutral: 2-5
1984 L 2-3 N
1985 L 4-5 N
1987 W 10-0 N
W 8-1 N
2005 L 5-9 N^
L 3-5 N^
2014 L 2-7 N%
2020 L 1-2 N
W 5-3 N

BETHUNE-COOKMAN: (FSU LEADS 8-0)

Home: 4-0...Away: 2-0...Neutral: 2-0
2000 W 9-0 A
W 1-0 A
2001 W 3-2 H
W 6-2 N^
2008 W 14-3 H
2009 W 3-2 H
2013 W 20-0 H
2015 W 12-0 N
2019 W 8-0 H

BOSTON UNIVERSITY: (FSU LEADS 1-0)

Home: 0-0...Away: 0-0...Neutral: 1-0
2003 W 2-1 (9) N

BOWLING GREEN: (FSU LEADS 9-0)

Home: 8-0...Away: 0-0...Neutral: 1-0
1987 W 4-0 H
W 12-2 H
W 3-1 H
1991 W 2-0 H
W 9-0 H
1992 W 4-0 H
2009 W 3-0 N

2010 W 9-0 H
W 8-1 H

BRADLEY: (FSU LEADS 11-0)

Home: 10-0...Away: 0-0...Neutral: 1-0
1985 W 2-0 H
W 3-1 H
W 1-0 H
1987 W 2-0 N
1991 W 2-0 H
1992 W 3-2 H
1996 W 4-1 H
W 7-2 H
1997 W 4-0 H
2016 W 14-0 H
W 9-0 H

BRIGHAM YOUNG: (FSU LEADS 2-1)

Home: 0-0...Away: 1-1...Neutral: 1-0
2005 W 12-3 A
L 2-5 A
2011 W 6-4 N

BROWN: (FSU LEADS 2-0)

Home: 2-0...Away: 0-0...Neutral: 0-0
1985 W 14-0 H
W 14-2 H

CAL POLY: (FSU LEADS 2-1)

Home: 0-0...Away: 0-0...Neutral: 2-1
1993 W 1-0 N
2000 L 4-5 N
2016 W 3-1 N

UC-DAVIS: (FSU LEADS 1-0)

Home: 0-0...Away: 1-0...Neutral: 1-0
2016 W 17-3 N

UC-RIVERSIDE: (FSU LEADS 2-0)

Home: 1-0...Away: 0-0...Neutral: 1-0
2001 W 8-0 N
2009 W 13-2 H

UC-SANTA BARBARA: (FSU LEADS 3-0)

Home: 1-0...Away: 0-0...Neutral: 2-0
2012 W 5-1 N
W 13-4 N
2014 W 5-2 H

CAL STATE FULLERTON: (FULLERTON LEADS 8-5)

Home: 0-0...Away: 3-5...Neutral: 2-3
1987 L 0-3 N%
1992 L 4-5 A
1993 W 4-1 N
1994 L 0-7 A
1995 L 5-9 N
1996 L 11-12 N
1997 W 4-2 N
2002 L 1-8 A
2004 W 3-0 A
2006 L 1-6 A
2007 L 3-4 A
2008 W 4-1 A
2016 W 10-1 A

CAL STATE NORTHRIDGE: (CSN LEADS 4-3)

Home: 1-0...Away: 1-0...Neutral: 1-4
1991 L 0-1 N
1996 L 1-2 N
1998 L 3-4 N
2004 W 1-0 H^
2007 L 3-4 N
2016 W 12-3 A

W 10-0 N

CAMPBELL: (FSU LEADS 9-0)

Home: 2-0...Away: 2-0...Neutral: 5-0
1995 W 4-0 N
W 7-1 N
1996 W 6-1 N
1997 W 4-1 N
1999 W 5-0 H
W 2-0 H
2000 W 7-1 A
W 9-1 A
2002 W 8-0 N

CANISIUS: (FSU LEADS 1-0)

Home: 0-0...Away: 0-0...Neutral: 1-0
2017 W 9-1 A

CENTRAL MICHIGAN: (FSU LEADS 8-2)

Home: 3-1...Away: 0-0...Neutral: 5-1
1987 L 0-1 N%
1988 W 6-2 N
1990 W 1-0 N
1993 W 5-0 N
1998 W 10-1 N
W 11-4 H
1999 L 1-5 H
2001 W 3-1 H
W 2-0 H
2004 W 9-0 N

CHARLESTON SOUTHERN: (FSU LEADS 4-0)

Home: 3-0...Away: 0-0...Neutral: 1-0
2014 W 8-2 H
2020 W 10-5 N
2024 W 9-2 H
W 9-1 (6) H

CHATTANOOGA: (FSU LEADS 10-0)

Home: 5-0...Away: 2-0...Neutral: 3-0
1996 W 5-2 N
1997 W 3-1 H
2000 W 1-0 A
W 2-1 A
2001 W 4-1 H
W 3-2 (10) H
2002 W 1-0 (8) N^
2008 W 5-3 N^
2012 W 1-0 H
2024 W 3-2 H^

COASTAL CAROLINA: (FSU LEADS 9-0)

Home: 2-0...Away: 0-0...Neutral: 7-0
1993 W 8-0 N
W 9-1 N
1997 W 12-2 N
W 2-1 N
2006 W 7-2 N^
2010 W 4-0 H
2012 W 6-1 H
2015 W 9-0 N
W 8-0 N

COLGATE: (FSU LEADS 3-0)

Home: 3-0...Away: 0-0...Neutral: 0-0
2015 W 8-0 H
2023 W 9-1 (6) H
W 13-2 (5) H

COLLEGE OF CHARLESTON: (FSU LEADS 3-0)

Home: 3-0...Away: 0-0...Neutral: 0-0
2001 W 8-0 H
W 9-1 H
2025 W 8-0 (5) H

COLORADO STATE:

SERIES RECORDS

(SERIES TIED 1-1)

Home: 0-0...Away: 0-0...Neutral: 1-1
 1999.....W.....3-2.....N
L.....4-5.....N

**CONNECTICUT:
(FSU LEADS 27-4)**

Home: 21-2...Away: 3-0...Neutral: 3-2
 1989.....W.....3-0.....H
 1990.....L.....1-3.....H
 1991.....W.....2-1.....H
W.....1-0.....H
W.....2-0.....N
 1992.....W.....1-0.....A
W.....4-3.....A
 1993.....W.....1-0.....H
W.....8-0.....H
L.....1-4.....N
L.....1-2.....N%
 1994.....W.....4-1.....A
 1996.....W.....3-0.....H
W.....6-0.....H
 1997.....W.....10-3.....N
W.....2-1.....H
L.....0-1.....H
W.....8-2.....H
 1998.....W.....6-4.....H
W.....9-0.....H
 2001.....W.....8-0.....H
W.....3-0.....H
 2004.....W.....8-0.....H
W.....7-4.....H
 2006.....W.....8-2.....H
W.....1-0.....H
W.....5-3.....H
 2008.....W.....2-1.....H
W.....2-1.....H
W.....7-0.....H
 2010.....W.....5-4.....N

**CREIGHTON:
(FL LEADS 3-1)**

Home: 1-0...Away: 1-1...Neutral: 1-0
 1988.....W.....4-0 (8).....A
L.....0-2.....A
 1991.....W.....3-2.....H
 2020.....W.....2-1.....N

**DARTMOUTH:
(FSU LEADS 2-0)**

Home: 1-0...Away: 0-0...Neutral: 1-0
 2015.....W.....5-1.....H
 2019.....W.....6-4.....N

**DAVIS & ELKINS:
(FSU LEADS 1-0)**

Home: 0-0...Away: 0-0...Neutral: 1-0
 1984.....W.....9-0.....N

**DAYTON:
(FSU LEADS 3-0)**

Home: 0-0...Away: 0-0...Neutral: 3-0
 1991.....W.....3-0.....N
 2002.....W.....5-0.....N
W.....12-0.....N

**DEPAUL:
(SERIES TIED 1-1)**

Home: 0-0...Away: 0-0...Neutral: 1-1
 1999.....L.....3-5.....N
 2002.....W.....11-5.....N

**DETROIT:
(FSU LEADS 6-0)**

Home: 4-0...Away: 0-0...Neutral: 2-0
 1985.....W.....5-0.....H
W.....6-1.....H
 1991.....W.....9-0.....N
 2020.....W.....22-0 (5).....H
W.....12-0 (5).....H
W.....16-0 (5).....N

**DRAKE:
(FSU LEADS 2-0)**

Home: 2-0...Away: 0-0...Neutral: 0-0
 1993.....W.....6-0.....H
 1996.....W.....1-0.....H

**DREXEL:
(FSU LEADS 4-0)**

Home: 4-0...Away: 0-0...Neutral: 0-0
 1991.....W.....2-0.....H
W.....7-1.....H
 1992.....W.....3-0.....H
W.....4-0.....H

**EAST CAROLINA:
(FSU LEADS 21-2)**

Home: 7-1...Away: 4-0...Neutral: 10-1
 1984.....W.....2-0.....A
W.....3-0.....A
 1986.....W.....3-0.....N
 1987.....W.....10-0.....H
W.....2-1.....H
 1989.....W.....5-0.....H
W.....5-0.....H
W.....3-0.....N
 1990.....W.....7-2.....N
 1991.....W.....13-0.....H
 1992.....W.....5-2.....N
 1993.....W.....13-0.....N
 1994.....L.....0-1.....N
 1995.....W.....10-2.....N
W.....4-3.....N
 1996.....W.....2-1.....N
 1997.....W.....10-0.....N
 2000.....W.....1-0.....A
W.....7-0.....A
 2001.....W.....2-0.....N
W.....9-2.....H
W.....9-0.....H
 2009.....L.....2-1.....H

**EAST CENTRAL COLLEGE:
(FSU LEADS 2-0)**

Home: 2-0...Away: 0-0...Neutral: 0-0
 1984.....W.....8-0.....H
W.....10-0.....H

**EASTERN ILLINOIS:
(FSU LEADS 5-0)**

Home: 5-0...Away: 0-0...Neutral: 0-0
 1988.....W.....2-1.....H
W.....3-2.....H
W.....11-1.....H
 1993.....W.....7-2.....H
 1994.....W.....9-0.....H

**EASTERN KENTUCKY:
(FSU LEADS 1-0)**

Home: 1-0...Away: 0-0...Neutral: 0-0
 2005.....W.....13-5.....H

**EASTERN MICHIGAN:
(FSU LEADS 17-1)**

Home: 10-0...Away: 1-1...Neutral: 6-0
 1987.....W.....8-1.....N
 1988.....W.....3-1.....H
W.....4-3.....H
W.....7-4.....N
 1989.....W.....2-0.....H
W.....5-1.....H
 1990.....W.....1-0.....H
W.....1-0.....H
 1991.....W.....1-0.....N
W.....3-2.....N
 1994.....W.....1-0.....H
 1996.....W.....7-0.....H
 1997.....W.....5-1.....H
 1998.....W.....4-2.....H
 2000.....W.....5-1.....N
 2004.....W.....2-0.....A
L.....6-5.....A
 2010.....W.....8-0.....N

**ELON:
(FSU LEADS 3-0)**

Home: 1-0...Away: 2-0...Neutral: 0-0
 2003.....W.....6-0.....A
W.....6-0.....A
 2019.....W.....15-1.....H

**FAIRFIELD:
(FSU LEADS 1-0)**

Home: 0-0...Away: 0-0...Neutral: 1-0
 2012.....W.....2-0.....N

**FIU:
(FSU LEADS 17-2)**

Home: 14-2...Away: 3-0...Neutral...0-0
 1999.....W.....6-1.....H
W.....1-0.....H
 2000.....L.....2-4.....H
W.....8-3.....H
 2001.....L.....1-2.....H
W.....3-2.....H
 2004.....W.....5-1.....H
W.....11-0.....H
 2006.....W.....3-1.....H
W.....8-0.....H
 2010.....W.....8-3.....H
W.....7-2.....H
 2013.....W.....11-2.....H
W.....7-4.....H
 2016.....W.....7-1.....A
 2022.....W.....7-0.....A
W.....6-1.....A
 2024.....W.....7-3.....H
W.....9-1 (6).....H

**FLORIDA:
(FLORIDA LEADS 29-24)**

Home: 12-14...Away: 11-15...Neutral: 1-0
 1997.....L.....1-3.....A
W.....8-1.....A
 1998.....L.....3-8.....H
W.....5-3.....H
 1999.....L.....0-2.....A
W.....6-4.....A
 2000.....W.....6-3.....H
L.....3-5.....H
 2001.....W.....5-3.....A
W.....3-1.....A
W.....6-2.....N*
 2002.....L.....1-7.....H
W.....6-1.....H
 2003.....W.....5-0.....A
W.....7-3.....A
 2004.....W.....2-0.....H
 2005.....L.....4-7.....A
L.....0-2.....A
 2006.....W.....4-0.....H
W.....6-5.....H
 2007.....L.....1-5.....A
L.....3-4.....A
 2008.....L.....1-6.....H
L.....4-14.....H
 2009.....L.....3-4.....A
 2010.....L.....4-8.....H
L.....2-9.....H
 2011.....L.....0-1.....A
 2012.....L.....1-9.....H
 2013.....L.....3-7 (8).....A
L.....0-8.....H
 2014.....W.....3-2 (8).....A
L.....2-4.....H
 2015.....L.....1-5.....H
L.....0-5.....A
 2016.....L.....0-1 (12).....A
L.....1-7.....H
 2017.....L.....0-1.....A
W.....3-1.....H
 2018.....W.....4-1.....H
L.....1-5.....A
 2019.....W.....2-0.....H
L.....0-4.....H
 2020.....L.....2-5.....A
 2021.....L.....0-5.....A
W.....7-2.....H
 2022.....W.....4-2 (10).....A
W.....2-1.....H
 2023.....W.....5-3.....H
L.....8-7.....A
 2024.....W.....12-3 (5).....A
L.....13-15 (9).....H
 2025.....W.....4-0.....H

**FLORIDA A&M:
(FSU LEADS 120-7)**

Home: 70-2...Away: 49-5...Neutral: 1-0
 1984.....W.....12-0.....H
W.....9-0.....H

.....W.....10-0.....H
W.....11-1.....A
W.....11-0.....A
 1985.....W.....3-0.....A
W.....5-0.....A
W.....3-0.....A
W.....1-0.....H
W.....8-0.....H
 1987.....W.....8-1.....H
W.....6-3.....H
W.....17-0.....A
W.....7-1.....A
 1988.....W.....14-3.....A
W.....11-0.....A
W.....7-0.....H
W.....3-0.....H
W.....2-1.....H
 1989.....W.....11-0.....A
W.....4-0.....A
W.....3-0.....H
W.....4-1.....H
 1990.....W.....6-2.....A
W.....4-0.....A
W.....10-0.....H
W.....2-0.....H
 1991.....W.....8-0.....A
W.....4-0.....A
W.....7-1.....H
W.....11-1.....H
 1992.....W.....12-0.....A
W.....10-0.....A
W.....7-0.....H
W.....6-0.....H
 1993.....W.....7-0.....A
W.....10-0.....A
W.....10-0.....H
W.....4-1.....H
 1994.....W.....3-0.....A
W.....8-0.....H
W.....7-0.....A
W.....8-0.....H
 1995.....W.....8-0.....H
W.....9-0.....A
W.....10-0.....A
W.....6-0.....H
 1996.....W.....8-0.....H
W.....7-2.....A
W.....13-0.....A
W.....4-0.....H
 1997.....W.....7-0.....A
W.....8-0.....H
L.....1-2.....A
W.....7-0.....H
 1998.....W.....4-2.....A
W.....6-0.....H
L.....1-3.....H
W.....4-1.....A
 1999.....L.....2-3.....A
W.....2-1.....A
W.....10-1.....H
L.....3-8.....H
 2000.....W.....9-0.....A
W.....8-7.....H
W.....3-0.....H
W.....9-1.....H
W.....7-0.....A
 2001.....W.....1-0.....H
W.....11-0.....N
L.....4-5.....A
W.....7-0.....H
W.....6-0.....A
W.....12-0.....H
 2002.....W.....7-3.....A
W.....2-1.....A
W.....6-0.....H
W.....18-3.....H
 2003.....W.....13-2.....H
W.....5-0.....A
W.....9-2.....A
W.....8-0.....H
 2004.....W.....9-1.....H
W.....8-0.....H
W.....12-0.....A
W.....12-0.....A
 2005.....W.....5-2.....A
L.....7-10.....A
W.....4-1.....H
W.....5-1.....H
 2006.....W.....4-0.....H
W.....6-5.....H
W.....9-3.....H
L.....0-4.....A
W.....9-3.....H
W.....5-0.....H
 2007.....W.....9-4.....H
W.....8-0.....A



SERIES RECORDS

Table with columns for year, result, score, and opponent. Includes years 2008-2025.

FLORIDA ATLANTIC: (FSU LEADS 12-7)

Table with columns for year, result, score, and opponent. Includes years 1996-2019.

FLORIDA GULF COAST: (FSU LEADS 13-1)

Table with columns for year, result, score, and opponent. Includes years 2012-2025.

FLORIDA SOUTHERN: (FSU LEADS 3-0)

Table with columns for year, result, score, and opponent. Includes years 1986-2025.

FORDHAM: (FSU LEADS 1-0)

Table with columns for year, result, score, and opponent. Includes years 2014-2014.

FRESNO STATE: (FRESNO STATE LEADS 6-4)

Table with columns for year, result, score, and opponent. Includes years 1990-1993.

Table with columns for year, result, score, and opponent. Includes years 1997-2009.

FURMAN: (FSU LEADS 13-1)

Table with columns for year, result, score, and opponent. Includes years 1985-2022.

GARDNER-WEBB: (FSU LEADS 2-0)

Table with columns for year, result, score, and opponent. Includes years 2010-2010.

GEORGE MASON: (FSU LEADS 3-0)

Table with columns for year, result, score, and opponent. Includes years 1984-1987.

GEORGIA: (FSU LEADS 11-9)

Table with columns for year, result, score, and opponent. Includes years 1998-2024.

GEORGIA SOUTHERN: (FSU LEADS 40-3)

Table with columns for year, result, score, and opponent. Includes years 1991-2021.

Table with columns for year, result, score, and opponent. Includes years 2002-2023.

GEORGIA STATE: (FSU LEADS 18-1)

Table with columns for year, result, score, and opponent. Includes years 1985-2018.

GRAMBLING: (FSU LEADS 5-0)

Table with columns for year, result, score, and opponent. Includes years 1984-1985.

GRAND CANYON: (SERIES TIED 1-1)

Table with columns for year, result, score, and opponent. Includes years 2019-2019.

HARVARD: (FSU LEADS 1-0)

Table with columns for year, result, score, and opponent. Includes years 2000-2000.

HAWAII: (HAWAII LEADS 2-0)

Table with columns for year, result, score, and opponent. Includes years 2012-2012.

HOFSTRA: (FSU LEADS 18-3)

Table with columns for year, result, score, and opponent. Includes years 1992-2015.

Table with columns for year, result, score, and opponent. Includes years 2016-2022.

HOLLY CROSS: (FSU LEADS 1-0)

Table with columns for year, result, score, and opponent. Includes years 2020-2020.

HOUSTON: (FSU LEADS 1-0)

Table with columns for year, result, score, and opponent. Includes years 2014-2014.

HOWARD: (FSU LEADS 1-0)

Table with columns for year, result, score, and opponent. Includes years 2022-2022.

ILLINOIS: (ILLINOIS LEADS 3-1)

Table with columns for year, result, score, and opponent. Includes years 2001-2016.

ILLINOIS-CHICAGO: (FSU LEADS 3-2)

Table with columns for year, result, score, and opponent. Includes years 1994-1998.

ILLINOIS STATE: (FSU LEADS 6-1)

Table with columns for year, result, score, and opponent. Includes years 1989-2004.

INDIANA: (FSU LEADS 11-1)

Table with columns for year, result, score, and opponent. Includes years 1990-2022.

INDIANA STATE: (FSU LEADS 2-0)

Table with columns for year, result, score, and opponent. Includes years 1995-1998.

IONA: (FSU LEADS 1-0)

Table with columns for year, result, score, and opponent. Includes years 2010-2010.

IOWA: (FSU LEADS 6-3)

Table with columns for year, result, score, and opponent. Includes years 1990-1990.

SERIES RECORDS

1993.....W.....3-0.....N
.....W.....5-3.....N*
1995.....L.....0-4.....N
1997.....L.....1-7.....N
2000.....W.....4-1.....N*
.....W.....4-2.....N*
2008.....W.....2-0.....N
2009.....W.....6-0.....N

IOWA STATE: (FSU LEADS 12-0)

Home: 11-0...Away: 0-0...Neutral: 1-0
1994.....W.....3-2.....H
1995.....W.....2-0.....H
2001.....W.....4-0.....H
.....W.....6-0.....H
2002.....W.....7-0.....N
2003.....W.....3-1.....H
.....W.....6-2.....H
2005.....W.....1-0.....H
2006.....W.....5-0.....H
.....W.....9-1 (6).....H
2019.....W.....1-0.....H
.....W.....5-0.....H

JACKSONVILLE: (FSU LEADS 20-5)

Home: 13-2...Away: 6-2...Neutral: 1-1
2003.....W.....9-0.....H
.....W.....2-0.....H
2004.....W.....3-2.....A
.....L.....1-2.....A
2005.....L.....2-5.....H
.....W.....11-0.....H
2006.....W.....8-1.....A
.....L.....1-2.....A
2007.....W.....10-2(5).....H
.....W.....8-0(6).....H
.....W.....3-0.....H
2008.....L.....2-5.....H
.....W.....10-0.....A
.....W.....3-1.....A
2009.....W.....4-0.....H
.....W.....10-0.....H
2010.....W.....8-0.....A
2012.....W.....6-0.....H
.....W.....7-1.....H
2013.....W.....8-0.....H
2016.....W.....4-0.....H
2022.....W.....6-3.....A
2023.....W.....2-0.....H
2024.....L.....5-6.....N
2025.....W.....9-1.....N

JACKSONVILLE STATE: (FSU LEADS 6-2)

Home: 4-0...Away: 2-0...Neutral: 0-2
2001.....W.....4-1 (10).....A
.....W.....12-2.....A
2002.....W.....3-0.....H
.....W.....6-1.....H
2008.....L.....3-4.....N*
.....L.....1-10.....N*
2018.....W.....8-0.....H*
.....W.....10-0.....H*

KANSAS: (FSU LEADS 6-5)

Home: 1-2...Away: 0-0...Neutral: 5-3
1988.....W.....2-1.....N
.....L.....2-4.....N
1989.....W.....3-2.....N
.....W.....1-0.....N
1993.....L.....0-1.....N*
.....W.....5-0.....N*
.....W.....2-1.....N*
1994.....L.....2-4.....N
2000.....L.....1-4.....H
2002.....W.....5-4.....H
2007.....L.....0-1.....H

KENNESAW STATE: (FSU LEADS 5-0)

Home: 2-0...Away: 1-0...Neutral: 1-0
2021.....W.....11-0.....N
.....W.....3-2.....A
.....W.....6-2.....H*
2022.....W.....4-0.....H
.....W.....11-0 (5).....H

KENT STATE: (FSU LEADS 7-1)

Home: 5-1...Away: 0-0...Neutral: 2-0
1987.....W.....16-0.....H
1992.....W.....6-0.....H
.....W.....2-1.....H
.....W.....8-0.....H
.....W.....4-0.....H
2001.....W.....4-0.....H
2006.....L.....2-4.....H
2010.....W.....6-0.....N
2020.....W.....11-1.....N

KENTUCKY: (SERIES TIED 2-2)

Home: 2-2...Away: 0-0...Neutral: 0-0
2011.....W.....2-0.....H
.....L.....2-7.....H
2015.....W.....3-2.....H
.....L.....1-3.....H

LAMAR: (FSU LEADS 2-0)

Home: 2-0...Away: 0-0...Neutral: 0-0
2023.....W.....4-0.....H
.....W.....11-3 (6).....H

LEHIGH: (FSU LEADS 1-0)

Home: 0-0...Away: 0-0...Neutral: 1-0
2005.....W.....5-1.....N

LIBERTY: (FSU LEADS 3-0)

Home: 1-0...Away: 1-0...Neutral: 1-0
1984.....W.....9-0.....A
2009.....W.....11-3.....H
2020.....W.....7-1.....N

LIMESTONE: (FSU LEADS 4-0)

Home: 0-0...Away: 0-0...Neutral: 4-0
1986.....W.....4-0.....N
.....W.....1-0.....N
1987.....W.....6-0.....N
.....W.....11-0.....N

LIPSCOMB: (FSU LEADS 8-0)

Home: 7-0...Away: 1-0...Neutral: 0-0
2008.....W.....5-1.....H
.....W.....11-3.....H
2017.....W.....13-1.....H
2019.....W.....13-0.....H
.....W.....14-2.....H
2022.....W.....5-3.....A
2023.....W.....3-0.....H
.....W.....4-1.....H

LIU BROOKLYN: (FSU LEADS 2-0)

Home: 0-0...Away: 0-0...Neutral: 1-0
2013.....W.....15-1.....N
2016.....W.....12-0.....N

LONG BEACH STATE: (FSU LEADS 4-2)

Home: 0-0...Away: 0-0...Neutral: 4-2
1996.....L.....1-2.....N
2000.....W.....2-0.....N*
2003.....W.....4-0.....N
2005.....W.....5-1.....N
2008.....L.....2-6.....N
2011.....W.....4-1.....N

LONG ISLAND: (FSU LEADS 2-0)

Home: 1-0...Away: 0-0...Neutral: 1-0
2004.....W.....4-0.....H*
2010.....W.....6-0.....N

LONGWOOD:

(FSU LEADS 2-1)

Home: 1-1...Away: 1-0...Neutral: 0-0
2020.....W.....6-0.....A
2023.....L.....4-5.....H
.....W.....5-0.....H

LOUISIANA: (FSU LEADS 12-9)

Home: 4-2...Away: 0-0...Neutral: 8-7
1984.....W.....1-0.....H
1989.....W.....4-2.....N
1990.....L.....1-2 (10).....H
.....W.....4-3.....N*
.....W.....2-1.....N*
1991.....W.....3-0.....N
.....W.....1-0.....N*
1992.....W.....1-0.....N*
.....W.....1-0.....N*
1993.....L.....1-2.....H
.....W.....2-1.....H
1994.....L.....3-12.....N
2000.....L.....1-9.....N
.....L.....1-2.....N
.....L.....2-6.....N
2003.....L.....0-3.....N
2004.....L.....1-0.....N
2006.....L.....0-14 (5).....N
2018.....W.....8-0.....H
.....W.....7-1.....H
2023.....W.....10-2 (6).....N

LOUISIANA TECH: (LA. TECH LEADS 11-5-2)

Home: 1-1...Away: 0-0...Neutral: 4-10-2
1984.....T.....0-0.....N
1985.....T.....0-0.....N
.....L.....1-2.....N
.....L.....3-4.....N
1986.....L.....0-4.....N*
.....L.....0-1.....N*
1987.....W.....2-1.....N
1988.....L.....0-7.....N
.....L.....1-6.....N*
1989.....L.....0-1 (10).....N
.....L.....0-1 (10).....N
.....L.....1-3.....N*
1994.....W.....2-0.....H
1997.....L.....2-6.....N
.....L.....2-3.....H
2019.....W.....4-0.....N
2025.....W.....6-3.....N
.....W.....9-1 (5).....N

LOYOLA CHICAGO: (FSU LEADS 1-0)

Home: 1-0...Away: 0-0...Neutral: 1-0
1984.....W.....8-2.....H

LSU: (FSU LEADS 8-6)

Home: 4-3...Away: 3-0...Neutral: 1-2
1998.....W.....4-2.....H
2004.....L.....3-4.....N
.....L.....1-2.....N*
2012.....W.....8-1.....A
2013.....L.....4-5.....H
2017.....W.....3-1.....H6
.....L.....0-1.....H6
.....L.....4-6.....H6
2018.....L.....5-6.....H6
.....W.....8-5 (11).....H6
.....W.....3-1.....H6
2019.....W.....9-1.....N
2021.....W.....1-0.....A6
.....W.....4-3.....A6

MAINE: (FSU LEADS 11-0)

Home: 10-0...Away: 0-0...Neutral: 1-0
1986.....W.....1-0.....H
.....W.....10-0.....H
1988.....W.....1-0.....H
1990.....W.....7-0.....N
2002.....W.....6-2.....H
.....W.....1-0.....H
2004.....W.....7-0.....H
.....W.....2-1.....H
2005.....W.....1-0.....H
.....W.....5-2.....H
2007.....W.....9-1(5).....H

MARIST: (FSU LEADS 1-0)

Home: 1-0...Away: 0-0...Neutral: 0-0
2023.....W.....9-0 (5).....H

MARSHALL: (FSU LEADS 5-0)

Home: 4-0...Away: 0-0...Neutral: 1-0
1995.....W.....8-0.....H
.....W.....7-0.....H
2012.....W.....4-1.....N
2017.....W.....1-0.....H
.....W.....7-0.....H

MARYLAND: (FSU LEADS 48-14)

Home: 24-4...Away: 13-9...Neutral: 11-1
ACC: 34-14
1996.....W.....4-0.....A*
.....W.....6-2.....A*
.....W.....8-0.....N
.....W.....3-0.....N#
1997.....W.....1-0.....H*
.....W.....3-0.....H*
.....W.....4-3.....N#
.....L.....1-2.....N#
1998.....L.....3-5.....A*
.....W.....9-1.....A*
.....W.....1-0.....N#
1999.....W.....2-0.....H
.....W.....4-1.....H*
.....L.....3-5.....H*
2000.....W.....6-2.....N#
.....W.....3-0.....N#
.....W.....10-3.....A*
.....W.....3-2.....A*
2001.....W.....5-3.....N*
.....W.....5-0.....H*
.....W.....10-1.....H*
.....W.....2-1 (11).....N#
.....W.....4-0.....N#
2002.....W.....2-1.....H
2003.....W.....6-2.....H*
.....W.....3-2 (10).....H*
2004.....W.....7-0.....H*
.....W.....2-1.....H*
2005.....W.....1-0 (9).....H*
.....L.....2-7.....H*
.....W.....2-0.....H*
.....L.....0-2.....A#
2006.....W.....6-5.....H*
.....L.....4-6.....A*
.....W.....4-1.....A*
.....W.....8-4.....A*
2007.....W.....4-2(4).....H*
.....W.....6-0.....H*
.....W.....8-0(5).....H*
.....W.....7-4.....N#
2008.....L.....1-3.....A*
.....W.....3-0.....A*
.....L.....3-4.....A*
2009.....W.....1-0.....H*
.....W.....8-0.....H*
.....W.....1-0.....H*
2010.....W.....2-0.....A*
.....W.....3-2 (8).....A*
.....L.....2-6.....A*
.....W.....3-0.....N#
2011.....L.....0-1.....H*
.....L.....4-7.....H*
.....W.....5-0.....H*
2012.....W.....4-3.....A*
.....L.....1-4.....A*
.....L.....3-4 (10).....A*
2013.....L.....4-5.....A*
.....W.....13-1.....A*
.....W.....14-9.....A*
2014.....W.....10-2.....H*
.....W.....14-6.....H*
.....W.....7-5.....H*

MASSACHUSETTS: (FSU LEADS 13-5)

Home: 6-1...Away: 3-1...Neutral: 4-3
1991.....W.....2-0.....A
1992.....W.....3-1.....N
.....L.....2-4.....N#
1993.....W.....5-0.....A
1995.....W.....5-4.....H
.....W.....4-3.....H



SERIES RECORDS

Table with 3 columns: Year, Score, Result. Rows include 1996, 1998, 1999, 2002, 2003, 2008, 2023.

MCNEESE ST: (SERIES TIED 2-2)

Table with 3 columns: Year, Score, Result. Rows include 1985, 2018, 2024.

MEMPHIS: (FSU LEADS 3-0)

Table with 3 columns: Year, Score, Result. Rows include 2007, 2021.

MERCER: (FSU LEADS 32-0)

Table with 3 columns: Year, Score, Result. Rows include 1993, 1994, 1995, 1996, 1997, 1998, 1999, 2000, 2001, 2002, 2004, 2010, 2011, 2012, 2022, 2025.

MIAMI (OHIO): (FSU LEADS 13-6)

Table with 3 columns: Year, Score, Result. Rows include 1987, 1988, 1989, 1991, 1992, 1995, 1997, 1998, 1999, 2000, 2009, 2010.

MICHIGAN: (MICHIGAN LEADS 25-8-1)

Table with 3 columns: Year, Score, Result. Rows include 1990, 1995, 1996, 1999, 2000, 2002, 2004, 2006, 2007, 2008, 2009, 2014, 2015, 2016, 2017, 2018, 2022.

MICHIGAN STATE: (FSU LEADS 8-4)

Table with 3 columns: Year, Score, Result. Rows include 1985, 1986, 1990, 1996, 1997, 1999, 2005, 2008, 2010.

MIDDLE TENNESSEE: (FSU LEADS 7-0)

Table with 3 columns: Year, Score, Result. Rows include 2002, 2003, 2009, 2011.

MILLIKIN: (FSU LEADS 1-0)

Table with 3 columns: Year, Score, Result. Row includes 1985.

MINNESOTA: (FSU LEADS 10-2)

Table with 3 columns: Year, Score, Result. Rows include 1993, 1999, 2004, 2013, 2016, 2018, 2019, 2020.

MISSISSIPPI: (FSU LEADS 3-1)

Table with 3 columns: Year, Score, Result. Rows include 1998, 2000, 2012.

Table with 3 columns: Year, Score, Result. Row includes 1984.

MISSISSIPPI STATE: (MISSISSIPPI STATE LEADS 9-7)

Table with 3 columns: Year, Score, Result. Rows include 1984, 1986, 1999, 2000, 2002, 2003, 2007, 2009, 2011, 2013, 2022.

MISSISSIPPI VALLEY STATE: (FSU LEADS 1-0)

Table with 3 columns: Year, Score, Result. Row includes 2010.

MISSISSIPPI U FOR WOMEN: (FSU LEADS 3-0)

Table with 3 columns: Year, Score, Result. Rows include 1984.

MISSOURI: (MISSOURI LEADS 8-3)

Table with 3 columns: Year, Score, Result. Rows include 1985, 1989, 1990, 1992, 1998, 2005, 2021, 2025.

NEBRASKA: (NEBRASKA LEADS 11-10)

Table with 3 columns: Year, Score, Result. Rows include 1988, 1989, 1990, 1995, 1997, 1999, 2001, 2002, 2004, 2007, 2013, 2014, 2015, 2017.

NEVADA: (FSU LEADS 1-0)

Table with 3 columns: Year, Score, Result. Row includes 1986.

NEW MEXICO: (FSU LEADS 3-0)

Table with 3 columns: Year, Score, Result. Rows include 1985, 1989, 1991.

NEW MEXICO STATE: (FSU LEADS 4-0)

Table with 3 columns: Year, Score, Result. Rows include 1995, 2002, 2014.

NEW ORLEANS: (FSU LEADS 2-0)

Table with 3 columns: Year, Score, Result. Row includes 1984.

NICHOLLS: (FSU LEADS 13-2)

Table with 3 columns: Year, Score, Result. Rows include 1984, 1987, 1988, 1989, 2005, 2006, 2024.

UNC-CHARLOTTE: (FSU LEADS 17-1)

Table with 3 columns: Year, Score, Result. Rows include 1994, 1995, 1996, 1997, 1998, 1999, 2024.

UNC-GREENSBORO: (FSU LEADS 3-1)

Table with 3 columns: Year, Score, Result. Rows include 2002, 2011, 2019.

UNC-WILMINGTON: (FSU LEADS 9-0)

Table with 3 columns: Year, Score, Result. Rows include 1987, 1990, 1992, 1993, 1994, 2019.

NORTHERN COLORADO: (FSU LEADS 1-0)

Table with 3 columns: Year, Score, Result. Row includes 2025.

NORTH DAKOTA STATE: (FSU LEADS 4-0)

Table with 3 columns: Year, Score, Result. Row includes 2012.

SERIES RECORDS

2014	W	4-1	H
	W	9-0	H
	W	5-0	H

NORTH FLORIDA: (FSU LEADS 19-1)

Home: 9-0...Away: 9-1...Neutral: 1-0			
2007	W	5-0	H
	W	2-1	H
2009	W	7-0	A
	L	3-5	A
2011	W	9-7	H
	W	6-1	H
2012	W	8-1	A
	W	5-0	A
2013	W	3-1	H
2014	W	11-1	A
	W	8-0	A
2015	W	15-1	A
2017	W	8-0	H
	W	3-0	H
2018	W	13-0	A
	W	9-6	A
2019	W	9-1	H
2022	W	12-3	N
2023	W	4-3	H
2025	W	5-3	A

NORTHERN ILLINOIS: (FSU LEADS 5-3)

Home: 4-3...Away: 0-0...Neutral: 1-0			
1988	L	3-4	H
	W	2-1	H
1989	L	0-3	H
	L	2-5	H
1994	W	3-0	H
	W	1-0	H
1995	W	3-0	H
2010	W	7-1	N

NORTHERN IOWA: (FSU LEADS 8-1)

Home: 7-1...Away: 0-0...Neutral: 1-0			
1990	L	0-1	H
	W	4-2	H
1991	W	3-1	H
	W	2-1	H
1992	W	2-0	H
1993	W	7-0	H
1998	W	3-0	H
2000	W	6-2	H
2018	W	9-0	N

NORTHWESTERN: (FSU LEADS 9-3)

Home: 6-0...Away: 0-0...Neutral: 3-3			
1991	W	2-0	N
1992	W	10-0	H
	W	1-0	H
1994	L	2-8	N
1997	W	2-0	N
2001	W	2-1	H
	W	8-2	H
2011	L	0-3	N
2012	W	1-0	N
2017	W	3-2	H
	W	7-0	H
2020	L	2-6	N

OAKLAND: (FSU LEADS 1-0)

Home: 1-0...Away: 0-0...Neutral: 0-0			
2022	W	6-5	H

OHIO: (FSU LEADS 7-0)

Home: 2-0...Away: 0-0...Neutral: 5-0			
1986	W	10-0	N
	W	5-1	N
1987	W	3-0	N
	W	6-2	N
1995	W	2-0	N
2000	W	8-1	H
	W	6-1	H

OHIO STATE:

(FSU LEADS 12-3)

Home: 5-1...Away: 0-0...Neutral: 7-2			
1984	W	5-2	N
1985	W	6-0	H
	W	3-2	H
	W	11-1	H
1986	W	8-0	N
	W	3-2	N
1988	W	6-1	H
	W	2-1 (10)	H
1992	W	1-0	N
	L	0-3	N
1996	L	0-1	H
1997	W	7-2	N
2002	L	1-2 (11)	N
2019	W	3-1	N
2025	W	9-1 (5)	N

OKLAHOMA: (OU LEADS 13-8)

Home: 1-0...Away: 0-3...Neutral: 7-10			
1987	L	0-1	N
	W	6-1	N
1990	L	0-1 (8)	N
	W	3-2	H
1991	W	7-1	N
1994	L	1-3	N
1997	W	2-1	N
2002	W	1-0	N
2004	W	3-2	N
2005	L	0-3	N
2009	L	1-3	N
2013	L	0-6	N
2019	W	7-4	N
2021	W	8-4	N
	L	2-6	N
	L	1-5	N
2023	L	4-5	A
	L	0-5	N
	L	1-3	N
2024	L	3-11	A
	L	2-4	A

OKLAHOMA CITY COLLEGE: (FSU LEADS 2-0)

Home: 0-0...Away: 0-0...Neutral: 2-0			
1988	W	5-0	N
1992	W	2-1	N

OKLAHOMA STATE: (OSU LEADS 15-14)

Home: 2-2...Away: 2-4...Neutral: 10-9			
1986	W	3-2	N
	W	2-1	N
1987	L	1-4	A
	W	2-0	A
1990	L	1-2(8)	A
	L	1-4	N
1991	W	2-0	N
	W	4-3	N
1993	L	2-5	N
1994	L	0-1	N
	L	0-1	N
1995	W	1-5	N
	W	7-4	N
1998	L	0-4	N
2009	L	0-1	H
	L	0-1	H
2015	W	4-1	N
2019	L	1-3 (9)	N
	W	4-1	N
	L	2-3	N
2021	W	4-2	N
2022	W	2-1 (9)	H
	W	2-1	H
2023	W	7-5	A
	L	1-9 (5)	A
	L	2-3	A
	W	8-0 (6)	N
2025	L	6-9	N
	W	8-0 (5)	N

ONONDAGA JC: (FSU LEADS 4-0)

Home: 4-0...Away: 0-0...Neutral: 0-0			
1984	W	4-1	H
	W	10-0	H
1985	W	10-0	H
	W	8-1	H

OREGON: (OREGON LEADS 11-6)

Home: 3-3...Away: 0-5...Neutral: 3-3			
1995	W	3-2	N
1996	W	1-0	N
1997	L	1-6	N
1998	L	0-2	N
2003	L	3-1	H
2004	W	5-4	H
	L	1-0	H
	W	2-0	H
2014	L	0-3	N
2017	L	0-11	A
	L	1-3	A
	L	1-2	A
2018	L	0-5	H
	W	2-1	H
	W	4-1	N
2025	L	0-2	A
	L	0-1	A

OREGON STATE: (OREGON STATE LEADS 3-2)

Home: 0-0...Away: 0-0...Neutral: 2-3			
2003	L	0-2	N
	L	1-2	N
2011	W	5-6	N
2025	W	8-0 (5)	N
	W	8-2	N

PACIFIC: (FSU LEADS 2-1)

Home: 0-0...Away: 0-1...Neutral: 2-0			
1991	W	4-3	N
2000	L	2-5	A
2003	W	8-1	N

PENN: (FSU LEADS 2-0)

Home: 0-0...Away: 0-0...Neutral: 2-0			
2018	W	12-0	N
2020	W	8-0 (6)	N

PENN STATE: (FSU LEADS 7-1)

Home: 3-1...Away: 0-0...Neutral: 4-0			
1984	W	5-0	N
1992	W	7-0	N
1994	W	6-2	N
1996	W	4-3	N
1998	W	3-0	H
2002	W	4-0	H
2003	L	3-4 (11)	H
2004	W	8-0	H

PORTLAND STATE: (FSU LEADS 4-0)

Home: 0-0...Away: 2-0...Neutral: 2-0			
2018	W	18-1	N
	W	9-0	N
2025	W	11-0 (6)	A
	W	18-5	A

PRESBYTERIAN: (FSU LEADS 1-0)

Home: 1-0...Away: 0-0...Neutral: 0-0			
2013	W	8-0	H

PRINCETON: (FSU LEADS 11-0)

Home: 8-0...Away: 0-0...Neutral: 3-0			
1990	W	5-0	H
	W	6-0	H
1991	W	4-3	N
1992	W	7-0	H
	W	2-1	H
1994	W	2-1	H
2000	W	4-3	H
	W	2-0	H
2002	W	5-1	N
2003	W	5-1	N
2017	W	3-0	H

PROVIDENCE: (PROVIDENCE LEADS 1-0)

Home: 0-0...Away: 0-0...Neutral: 0-1			
1994	L	0-4	N

PURDUE: (FSU LEADS 68-1)

Home: 2-1...Away: 0-0...Neutral: 6-0			
1998	W	8-1	N
	W	5-4	N
	L	0-1	H
2009	W	8-0	H
2014	W	2-1	N
	W	4-1	N
2023	W	8-1	H
2024	W	8-3	N
	W	15-9	N

QUINCY COLLEGE: (FSU LEADS 2-0)

Home: 2-0...Away: 0-0...Neutral: 0-0			
1985	W	4-2	H
	W	1-0	H

RADFORD: (FSU LEADS 4-2)

Home: 2-0...Away: 0-0...Neutral: 2-2			
1984	W	8-0	N
2005	W	4-0	H
2007	W	2-1	H
2010	W	10-1	N
	L	2-3	N
2012	L	2-3	N

RHODE ISLAND: (FSU LEADS 3-0)

Home: 3-0...Away: 0-0...Neutral: 0-0			
1991	W	6-0	H
1993	W	10-0	H
2004	W	11-0	H

RIDER COLLEGE: (FSU LEADS 2-0)

Home: 2-0...Away: 0-0...Neutral: 0-0			
1984	W	10-0	H
	W	4-0	H

ROBERT MORRIS: (FSU LEADS 6-1)

Home: 5-0...Away: 0-0...Neutral: 1-1			
1992	W	1-0	H
	W	14-1	H
1994	L	0-1	N
1995	W	3-0	N
1998	W	4-1	H
2004	W	9-1	H
2025	W	10-1 (5)	H

RUTGERS: (FSU LEADS 7-1)

Home: 5-0...Away: 0-0...Neutral: 2-1			
1985	W	4-0	H
1986	W	3-0	H
1987	W	4-0	N
1992	W	1-0	H
	W	8-4	H
2002	W	5-1	N
2003	W	6-0	H
2012	L	0-1	N

SACRAMENTO STATE: (FSU LEADS 1-0)

Home: 0-0...Away: 0-0...Neutral: 1-0			
1991	W	4-0	N

SAGINAW VALLEY STATE: (FSU LEADS 3-0)

Home: 2-0...Away: 0-0...Neutral: 1-0			
1984	W	1-0	H
	W	7-2	H
1985	W	6-0	N

ST. JOHN'S: (FSU LEADS 5-1)



SERIES RECORDS

Home: 4-1...Away: 0-0...Neutral: 1-0
2002.....W.....8-3.....H
2004.....W.....7-4.....H
2006.....W.....7-2.....H
2011.....L.....5-11.....H
2012.....W.....5-1.....H
2016.....W.....5-2.....N

**ST. JOSEPH'S:
(FSU LEADS 3-0)**

Home: 3-0...Away: 0-0...Neutral: 0-0
2004.....W.....7-0.....H
.....W.....14-0.....H
2005.....W.....4-0.....H

**ST. LOUIS CC:
(FSU LEADS 2-0)**

Home: 2-0...Away: 0-0...Neutral: 0-0
1984.....W.....15-0.....H
.....W.....11-1.....H

**ST. MARY'S (CA):
(FSU LEADS 2-0)**

Home: 0-0...Away: 1-0...Neutral: 1-0
2014.....W.....12-3.....N
2025.....W.....3-0.....A

**ST. MARY'S (TEXAS):
(FSU LEADS 1-0)**

Home: 0-0...Away: 0-0...Neutral: 1-0
1986.....W.....2-1.....N

**SAM HOUSTON:
(SERIES TIED 1-1)**

Home: 0-0...Away: 0-0...Neutral: 1-1
1986.....W.....3-2.....N
1990.....L.....0-2.....N

**SAMFORD:
(FSU LEADS 14-0)**

Home: 12-0...Away: 0-0...Neutral: 2-0
1991.....W.....2-1.....H
.....W.....6-0.....H
.....W.....4-0.....N
1992.....W.....10-0.....H
.....W.....7-0.....H
.....W.....4-3.....N
1993.....W.....3-1.....H
.....W.....8-4.....H
1995.....W.....14-0.....H
2006.....W.....7-2.....H
2007.....W.....13-5.....H
.....W.....8-0(6).....H
2019.....W.....13-0.....H
.....W.....13-1.....H

**SAN DIEGO STATE:
(SAN DIEGO STATE LEADS 3-2)**

Home: 0-0...Away: 0-0...Neutral: 2-3
2001.....W.....2-1 (8).....N
2011.....L.....2-10.....N
2012.....L.....0-1.....N*
.....L.....0-1.....N*
2017.....W.....6-4.....N

**SETON HALL:
(FSU LEADS 1-0)**

Home: 0-0...Away: 0-0...Neutral: 1-0
2007.....W.....4-2.....N

**SOUTH ALABAMA:
(FSU LEADS 8-4)**

Home: 4-1...Away: 4-3...Neutral: 0-0
2009.....W.....6-1.....H
2010.....W.....2-0.....A
2011.....W.....6-0.....H
2012.....L.....1-3.....H
2013.....L.....0-4.....A
.....W.....2-1.....A*
.....L.....0-3.....A*
.....W.....7-6 (8).....A*

2018.....L.....1-3.....A
.....W.....14-1.....A
2019.....W.....4-1.....H
2022.....W.....4-3.....H

**SOUTH CAROLINA:
(FSU LEADS 28-22)**

Home: 14-6...Away: 6-9...Neutral: 6-6
1985.....L.....0-2.....H
.....W.....2-0.....H
1986.....W.....3-0.....A
1987.....L.....0-4.....N
.....L.....0-2.....N
.....W.....1-0 (9).....A
.....L.....1-3.....A
.....L.....0-1.....A
.....W.....2-1.....A
1988.....L.....1-5.....N
.....L.....0-1 (9).....A
.....L.....1-3.....A
1989.....L.....1-2 (10).....N*
1990.....L.....0-2 (9).....H
.....W.....3-0.....H
1991.....L.....3-4.....N
.....W.....4-1.....N
1992.....W.....3-2.....N
.....W.....2-0.....H
.....W.....6-0.....H
.....W.....2-0.....H
1993.....L.....4-6.....A
.....W.....7-0.....A
.....W.....8-0.....A
1994.....L.....2-3.....H
.....W.....3-1.....H
1995.....L.....1-2.....A
.....L.....2-3.....A
.....W.....3-6.....A
.....W.....5-4.....N
.....W.....6-0.....N
1996.....W.....4-2.....N
.....W.....5-1.....H
.....L.....3-5.....H
.....W.....2-1.....H
1998.....L.....0-3.....N
2002.....L.....0-4.....H
2004.....W.....3-1.....N
2005.....W.....4-2.....H
2006.....W.....4-3.....H
.....L.....2-4.....H
.....W.....8-3.....H
2015.....W.....4-3.....N
2016.....W.....4-0.....H*
.....W.....2-1.....H*
2017.....L.....2-7.....A
.....W.....3-1.....A
2019.....W.....7-6.....H
2023.....L.....0-4.....H
.....W.....1-0.....H

**SOUTH DAKOTA STATE:
(FSU LEADS 4-0)**

Home: 4-0...Away: 0-0...Neutral: 0-0
2010.....W.....12-0.....H
.....W.....6-0.....H
2024.....W.....11-5.....H
.....W.....8-0 (6).....H

**SOUTH FLORIDA:
(FSU LEADS 2-0)**

Home: 2-0...Away: 0-0...Neutral: 0-0
2019.....W.....12-1.....H
2022.....W.....8-0 (5).....H*
2025.....W.....8-0 (6).....H*

**SE LOUISIANA:
(FSU LEADS 5-0)**

Home: 5-0...Away: 0-0...Neutral: 0-0
2003.....W.....4-1.....H
2005.....W.....6-0.....H
2021.....W.....3-0.....H
2025.....W.....5-0.....H
.....W.....5-4 (9).....H

**SW MISSOURI STATE:
(FSU LEADS 2-1)**

Home: 2-0...Away: 0-0...Neutral: 0-1
1985.....W.....4-3.....H
.....L.....0-1.....N

1989.....W.....14-0.....H

**SOUTHERN ILLINOIS:
(FSU LEADS 8-4)**

Home: 6-3...Away: 0-0...Neutral: 2-1
1988.....W.....5-1.....H
.....L.....1-2.....H
1989.....W.....4-2.....H
1990.....W.....4-0.....H
1993.....W.....1-0.....H
1996.....L.....3-4.....H
2002.....W.....2-1.....H
2005.....L.....0-4.....H
2007.....L.....4-1.....N
.....W.....6-0.....H
2010.....W.....9-1.....N
2012.....W.....2-0.....N

**SOUTHERN MISS:
(FSU LEADS 14-5)**

Home: 9-4...Away: 2-0...Neutral: 3-1
1984.....W.....1-0.....A
.....W.....1-0.....A
.....W.....3-0.....N
1987.....W.....13-3.....H
1990.....W.....4-0.....N
.....W.....11-0.....N
1999.....L.....0-1.....N
2000.....L.....0-9.....H
.....L.....1-4.....H
2004.....W.....5-1.....H
.....W.....9-1.....H
2007.....W.....2-0.....H
.....W.....6-1.....H
2008.....W.....11-3.....H
2010.....L.....1-2.....H
2013.....L.....1-2.....H
2014.....W.....5-1.....H
.....W.....11-0.....H
.....W.....12-0.....H

**STANFORD:
(FSU LEADS 3-2)**

Home: 0-0...Away: 0-0...Neutral: 3-2
1985.....W.....9-1.....N
1998.....L.....0-1.....N*
2013.....L.....1-3.....N
2017.....W.....8-2.....N
2024.....W.....4-0.....N

**STEPHEN F. AUSTIN:
(FSU LEADS 5-1)**

Home: 1-0...Away: 0-0...Neutral: 3-1
1984.....L.....0-2.....N
1990.....W.....5-2.....N
2009.....W.....4-3.....N
.....W.....10-5.....N
2012.....W.....4-3 (8).....H
2016.....W.....11-0.....H

**STETSON:
(FSU LEADS 17-1)**

Home: 11-0...Away: 3-0...Neutral: 3-1
1985.....W.....2-1.....H
.....W.....4-1.....N
1987.....W.....7-0.....N
.....L.....3-4.....N
.....W.....16-0.....N
1989.....W.....6-0.....H
1990.....W.....3-2.....H
1994.....W.....7-0.....H
.....W.....5-0.....H
1995.....W.....8-0.....H
.....W.....2-0.....H
1996.....W.....1-0.....H
.....W.....6-2.....H
2000.....W.....2-0.....A
.....W.....8-2.....A
2022.....W.....4-1.....H
2023.....W.....7-2.....A
2025.....W.....5-1.....H

**SUSQUEHANNA:
(FSU LEADS 2-0)**

Home: 2-0...Away: 0-0...Neutral: 0-0
1985.....W.....11-0.....H

.....W.....8-2.....H

**TEMPLE:
(FSU LEADS 12-1)**

Home: 6-0...Away: 0-0...Neutral: 6-1
1985.....W.....2-0.....H
.....W.....3-0.....H
1986.....W.....7-0.....N
.....W.....2-0.....N
1987.....L.....0-1 (8).....N
.....W.....6-3.....N
.....W.....5-0.....N
1988.....W.....3-0.....H
.....W.....2-0.....H
.....W.....4-3.....N
1989.....W.....2-1.....H
.....W.....8-2.....H
.....W.....3-1.....N

**TENNESSEE:
(TENN LEADS 5-4)**

Home: 0-0...Away: 1-2...Neutral: 3-3
2006.....L.....0-1.....N
2008.....L.....5-8.....N
2015.....L.....1-4.....N
.....L.....2-3.....A*
.....W.....6-1.....A*
.....L.....2-1.....A*
2019.....W.....5-2.....N
2022.....W.....9-3.....N
2023.....W.....5-1.....N

**TENNESSEE STATE:
(FSU LEADS 1-0)**

Home: 1-0...Away: 0-0...Neutral: 0-0
2013.....W.....8-0.....H

**TENNESSEE TECH:
(FSU LEADS 5-1)**

Home: 2-0...Away: 0-0...Neutral: 3-1
1986.....W.....8-0.....N
.....W.....11-1.....N
1987.....W.....10-0.....N
2007.....L.....9-8 (8).....N
2012.....W.....5-2.....H
.....W.....8-0.....H

**TEXAS:
(UT LEADS 8-5)**

Home: 1-1...Away: 1-3...Neutral: 3-4
1998.....L.....1-9.....N
2000.....L.....0-1.....N
2002.....W.....1-0.....H
.....L.....2-4.....N
2004.....W.....2-1.....N
2005.....L.....2-7.....N
2009.....L.....2-3.....A
.....W.....6-4.....A
.....W.....2-0.....A
2013.....L.....2-3.....A*
.....L.....0-4.....A*
2022.....W.....9-2.....N
2024.....L.....0-10 (6).....H

**TEXAS A&M:
(TEXAS A&M LEADS 8-4)**

Home: 1-3...Away: 0-1...Neutral: 3-4
1984.....L.....2-6.....N
1985.....L.....1-2.....A
1986.....W.....1-0.....N
1988.....L.....0-1.....N*
1990.....W.....3-1.....N
.....W.....5-0.....N*
1994.....L.....3-7.....H
2004.....W.....8-0.....H
2008.....L.....0-7.....N
2017.....L.....0-2.....N
2025.....L.....3-6 (8).....H
.....L.....4-11.....H

**TEXAS-ARLINGTON:
(UTA LEADS 1-0)**

Home: 0-0...Away: 0-0...Neutral: 0-1
1990.....L.....0-2.....N

SERIES RECORDS

TEXAS STATE: (FSU LEADS 2-0)

Home: 0-0...Away: 2-0...Neutral: 0-0

2018.....W.....4-2.....A
.....W.....8-0.....A

TEXAS TECH: (TEXAS TECH LEADS 6-2)

Home: 1-2...Away: 0-0...Neutral: 1-4

2000.....W.....3-0.....N
2002.....L.....1-4 (8).....N
.....L.....7-8 (9).....N
2003.....L.....0-1.....N*
2010.....L.....1-2.....N
2024.....W.....9-8.....H
2025.....L.....0-3.....H6
.....L.....1-2.....H6

TOLEDO: (FSU LEADS 9-1)

Home: 7-1...Away: 0-0...Neutral: 2-0

1985.....W.....3-2.....H
1986.....W.....4-0.....H
1987.....L.....0-3.....H
.....W.....9-6.....H
.....W.....8-1.....H
1991.....W.....1-0.....N
1993.....W.....11-0.....H
.....W.....4-0.....H
1999.....W.....9-1.....H
2019.....W.....5-4.....N

TROY: (FSU LEADS 32-12-1)

Home: 23-7...Away: 9-4-1...Neutral: 0-1

1995.....W.....3-1.....H
.....W.....3-0.....H
1996.....W.....5-2.....H
.....L.....1-2.....H
1997.....W.....3-2.....A
.....L.....1-1.....A
1998.....L.....0-5.....H
.....W.....5-4.....H
1999.....W.....6-1.....H
.....W.....7-0.....H
2000.....W.....2-1.....H
2001.....W.....11-0.....H
.....W.....1-0.....A
.....L.....1-2.....A
2002.....L.....2-4.....N
.....W.....7-2.....H
.....W.....9-1.....H
2003.....W.....8-3.....A
.....W.....7-1.....A
2004.....W.....11-2.....H
.....W.....6-2.....H
2005.....L.....3-5.....A
.....L.....1-3.....A
2006.....W.....4-3.....H
.....L.....2-4.....H
2007.....W.....5-3.....A
.....W.....4-2.....A
2008.....L.....1-3.....H
.....L.....0-3.....H
.....W.....3-2.....H
2009.....W.....2-0.....H
.....W.....6-0.....H
.....W.....1-0.....H
2012.....L.....3-4.....A
2013.....W.....12-6.....H
.....L.....3-6.....H
.....W.....8-0.....H
2015.....L.....4-6.....H
2017.....W.....9-3.....A
.....W.....2-0.....A
2018.....W.....12-2.....H
.....W.....9-1.....H
2019.....W.....4-1.....H
2022.....W.....12-0 (5).....A
2023.....W.....2-1.....H

TULSA: (TULSA LEADS 2-1)

Home: 0-2...Away: 1-0...Neutral: 0-0

2013.....L.....2-3 (8).....H
.....L.....1-4.....H
2016.....W.....8-0.....A

UAB: (FSU LEADS 6-1)

Home: 5-0...Away: 0-0...Neutral: 0-1

2002.....W.....9-0.....H
.....W.....5-3.....H
.....W.....4-1.....H
2011.....L.....0-2.....N*
.....W.....13-1.....N*
2016.....W.....10-0.....H
.....W.....10-0.....H

UCF: (FSU LEADS 26-5)

Home: 13-2...Away: 10-3...Neutral: 3-0

2002.....W.....10-2.....N
2003.....W.....2-19.....H
.....W.....2-0.....H
2004.....W.....2-1.....A
.....W.....3-2.....A
2005.....L.....1-2.....H
.....W.....1-0.....H
2006.....W.....2-0.....A
.....W.....8-2.....A
2007.....L.....0-1(12).....H
.....W.....8-3.....H
2008.....L.....0-2.....A
.....L.....1-4.....A
2010.....W.....6-1.....A
2011.....L.....1-2.....A
2012.....W.....6-2 (9).....H
2013.....W.....10-3.....A
2014.....W.....6-1.....H
2015.....W.....2-1.....H*
.....W.....5-0.....H*
2016.....W.....7-1.....H
2017.....W.....4-0.....A
2019.....W.....2-1.....A
.....W.....9-3.....A
2020.....W.....8-3.....A
2021.....W.....3-0.....H*
.....W.....2-0.....H*
2022.....W.....8-0.....N
2023.....W.....5-1.....H*
2024.....W.....5-1.....H*
2025.....W.....8-1.....N

UCLA: (UCLA LEADS 13-9)

Home: 0-0...Away: 1-0...Neutral: 9-12

1990.....L.....1-3.....N%
1991.....L.....2-5.....N
.....L.....0-1.....N%
1994.....L.....0-3.....N
1996.....L.....0-4.....N
2000.....L.....0-3.....N
.....L.....1-6.....N*
.....L.....1-7.....N*
2002.....W.....2-1 (9).....N%
2012.....W.....2-1.....N*
2015.....W.....5-1.....N
2016.....W.....3-0.....A
.....W.....8-4.....N%
2017.....W.....2-1.....N
2018.....L.....4-7.....N%
.....W.....12-6.....N%
2020.....L.....2-3.....N
2021.....L.....0-4.....N%
2022.....W.....4-3 (8).....N
2023.....L.....4-6.....N
2024.....L.....10-14.....N

ULM: (FSU LEADS 3-0-1)

Home: 1-0...Away: 0-0-1...Neutral: 2-0

1984.....T.....0-0.....A
1985.....W.....1-0.....N
.....W.....10-1.....N
1988.....W.....5-1.....H

UNLV: (FSU LEADS 5-1)

Home: 0-0...Away: 0-0...Neutral: 5-1

1990.....W.....4-1.....N%
1991.....W.....3-1.....N%
1992.....W.....4-0.....N*
1996.....L.....2-3.....N
1999.....W.....9-6.....N
2004.....W.....2-1.....N

USC UPSTATE: (FSU LEADS 1-0)

Home: 1-0...Away: 0-0...Neutral: 0-0

2015.....W.....2-0.....H

USF: (FSU LEADS 40-13)

Home: 14-4...Away: 16-7...Neutral: 10-2

1985.....W.....2-1.....A
.....L.....3-4.....A
.....W.....2-1.....H
.....W.....2-1.....H
.....L.....1-2.....H
.....W.....1-0.....A
.....W.....1-0.....A
1986.....W.....1-0.....H
.....W.....2-1.....H
.....W.....3-0.....N
1987.....L.....3-7.....A
.....W.....5-4.....N
.....L.....0-2.....N
.....W.....1-0.....N
1988.....W.....2-1.....A
.....W.....8-5 (11).....A
.....W.....8-1.....A
1989.....W.....4-2.....H
.....W.....8-1.....H
.....W.....2-0.....N
1990.....W.....2-1.....A
.....W.....4-1.....A
.....W.....2-0.....A
1991.....W.....2-0.....A
.....L.....0-2.....A
.....W.....6-5.....N
.....W.....2-0.....N
1992.....W.....5-1.....A
.....W.....3-0.....A
.....W.....1-0.....H
1993.....W.....10-0.....H
.....W.....7-0.....H
.....W.....1-0.....N
1994.....W.....2-0.....N
.....W.....4-2.....A
.....W.....6-5.....A
1995.....W.....4-0.....H
.....L.....3-4.....H
.....W.....0-3.....N
1996.....W.....1-0.....A
.....L.....1-4.....A
.....W.....3-1.....N*
.....W.....6-0.....N*
1997.....L.....3-4.....H
.....L.....1-3.....H
1998.....W.....2-1.....A
.....L.....2-3.....A
1999.....L.....1-2.....A
.....W.....2-1.....H
.....W.....5-1.....H
2012.....L.....1-2.....A
2014.....W.....2-0 (11)*.....H
.....W.....2-1.....H

UTAH: (UTAH LEADS 8-5)

Home: 3-1...Away: 0-1...Neutral: 2-6

1986.....L.....2-6.....N
1988.....W.....3-0.....N
.....L.....4-8.....N
1993.....L.....2-3.....N
1997.....L.....2-6.....N
1998.....W.....2-1.....N
.....L.....1-4.....N
1999.....L.....1-5.....N
2005.....L.....5-8.....A
2011.....L.....4-5.....H
.....W.....7-3.....H
2016.....W.....6-2.....H6
.....W.....3-0.....H6

UTAH STATE: (FSU LEADS 3-1)

Home: 0-0...Away: 0-0...Neutral: 3-1

1985.....L.....0-2.....N
1994.....W.....5-3.....N
1996.....W.....6-5.....N
1999.....W.....12-3.....N

UTEP: (FSU LEADS 1-0)

Home: 0-0...Away: 0-0...Neutral: 1-0

2014.....W.....8-0.....N

VALPARAISO: (FSU LEADS 3-0)

Home: 2-0...Away: 1-0...Neutral: 0-0

1986.....W.....5-0.....H
.....W.....2-0.....H
2016.....W.....16-5.....A

VILLANOVA: (VILLANOVA LEADS 2-0)

Home: 0-0...Away: 0-0...Neutral: 0-2

2000.....L.....2-3.....N
2020.....L.....6-9.....N

WASHINGTON (SERIES TIED 8-8)

Home: 0-1...Away: 0-0...Neutral: 8-7

1996.....L.....6-13.....N
.....L.....1-3.....N
1997.....L.....3-8.....N
1998.....W.....1-0.....N
2002.....L.....4-6.....H
.....W.....3-2.....N
2004.....W.....7-1.....N
.....W.....2-0.....N%
2007.....W.....3-1.....N
2008.....L.....3-4.....N
2009.....L.....1-4.....N
2013.....L.....0-2.....N
2018.....W.....1-0.....N%
.....W.....8-3.....N%
2020.....L.....0-7.....N
2023.....W.....3-1.....N

WEST FLORIDA: (FSU LEADS 47-4)

Home: 21-2...Away: 24-2...Neutral: 2-0

1983.....W.....10-4.....A
.....W.....10-9.....A
.....W.....3-1.....N
.....W.....17-4.....H
.....W.....5-1.....N
1986.....W.....5-0.....H
.....W.....6-0.....H
.....W.....3-0.....A
.....W.....5-1.....A
1987.....W.....1-0.....A
.....W.....4-0.....A
1988.....W.....1-0 (8).....H
.....W.....1-0.....H
.....W.....5-3.....A
.....L.....1-2.....A
1989.....W.....3-2 (10).....H
.....L.....1-5.....H
.....W.....3-2.....A
.....W.....3-0.....A
1990.....W.....1-0.....H
.....W.....1-0.....H
.....W.....2-0 (11).....A
.....W.....6-0.....A
1991.....W.....4-3.....H
.....L.....0-5.....H
.....W.....1-0.....A
.....W.....7-0.....A
1992.....W.....2-0.....H
.....W.....2-0.....H
.....W.....6-0.....A
.....W.....11-2.....A
1993.....W.....6-1.....H
.....W.....3-1.....H
.....W.....5-0.....A
.....W.....7-0.....A
1994.....W.....10-0.....H
.....W.....5-0.....H
.....L.....1-4.....A
.....W.....8-0.....A
1995.....W.....8-0.....A
.....W.....3-2.....A
.....W.....9-3.....H
.....W.....3-0.....H
1996.....W.....8-0.....H
.....W.....8-0.....H
.....W.....6-0.....A
.....W.....10-0.....A
1998.....W.....9-3.....A
.....W.....10-6.....A
.....W.....2-1.....H
.....W.....5-3.....H



**WESTERN CAROLINA:
(FSU LEADS 3-0)**

Home: 1-0...Away: 0-0...Neutral: 2-0

1981.....W.....	1-0.....N
.....W.....	13-9.....N
2012.....W.....	9-1.....H

**WESTERN ILLINOIS:
(FSU LEADS 8-3)**

Home: 5-2...Away: 0-0...Neutral: 3-1

1984.....L.....	1-3.....H
.....W.....	3-1.....H
1985.....W.....	1-0.....H
.....W.....	9-0.....N
1986.....W.....	11-0.....H
.....L.....	4-6.....H
1989.....W.....	5-2.....N
1991.....W.....	2-1.....N
.....W.....	2-1.....H
1999.....L.....	0-1.....N
2006.....W.....	11-6.....H

**WESTERN KENTUCKY:
(FSU LEADS 1-0)**

Home: 1-0...Away: 0-0...Neutral: 0-0

2015.....W.....	2-1.....H
-----------------	-----------

**WESTERN MICHIGAN
(FSU LEADS 2-0)**

Home: 1-0.....Away: 0-0.....Neutral: 1-0

2006.....W.....	2-1.....H
2024.....W.....	6-2.....N

**WICHITA STATE:
(FSU LEADS 2-0)**

Home: 0-0...Away: 0-0...Neutral: 2-0

1990.....W.....	1-0.....N
2025.....W.....	15-5 (6).....N

**WINTHROP:
(FSU LEADS 6-0)**

Home: 2-0...Away: 0-0...Neutral: 4-0

1987.....W.....	8-0.....N
1991.....W.....	4-1.....N
.....W.....	2-0.....H
.....W.....	4-1.....N
1992.....W.....	3-1.....N
2003.....W.....	1-0.....H

**WISCONSIN:
(FSU LEADS 6-1)**

Home: 2-1...Away: 0-0...Neutral: 4-0

1997.....L.....	3-12.....H
2000.....W.....	3-0.....N
.....W.....	6-5.....N
2011.....W.....	7-1.....H
.....W.....	9-0.....H
2012.....W.....	6-2.....N
.....W.....	2-1.....N

**WRIGHT STATE:
(FSU LEADS 1-0)**

Home: 0-0...Away: 0-0...Neutral: 1-0

1998.....W.....	8-3.....N
-----------------	-----------

**YALE:
(FSU LEADS 1-0)**

Home: 0-0...Away: 0-0...Neutral: 1-0

1995.....W.....	11-1.....N
-----------------	------------

**YOUNGSTOWN STATE:
(FSU LEADS 4-0)**

Home: 4-0...Away: 0-0...Neutral: 0-0

1997.....W.....	8-2.....H
.....W.....	6-3.....H
1998.....W.....	1-0.....H
.....W.....	10-2.....H

- * ACC Conference game
- # ACC Championship game
- ^ NCAA Regional game
- Ⓔ NCAA Super Regional game
- % NCAA Women's College World Series



UNIVERSITY ADMINISTRATION



RICHARD McCULLOUGH University President

Richard McCullough became the 16th president of Florida State University in August 2021, bringing more than three decades of academic leadership experience to the role. During his tenure, he has strengthened FSU's foundation as one of the nation's top public universities by investing in student and faculty success as well as academic and research excellence.

Since assuming the presidency, McCullough has recruited world-class faculty, staff, and administrators; grown the university's research portfolio; implemented a new structure to encourage entrepreneurial endeavors among students and faculty; cultivated relationships with elected officials and community leaders; enhanced fundraising efforts; and championed athletic success.

Under McCullough's leadership, Florida State University launched FSU Health — one of the most ambitious projects in the university's history — with a goal to improve health and health care throughout the region. FSU Health was initiated by a generous \$125 million investment from the Florida Legislature to build a facility in Tallahassee, representing an academic health model combining education, research, and quality clinical delivery. Additional targeted investments have been secured to establish the Florida Institute for Pediatric Rare Diseases and Sunshine Genetics, groundbreaking initiatives that position Florida as a national leader in improving the lives of children and families affected by devastating rare diseases.

McCullough has committed to expanding FSU's impact and presence across Northwest Florida. FSU was awarded \$98.4 million from the Triumph Gulf Coast Board to launch InSPIRE, a state-of-the-art facility and dynamic consortium that unites partners from industry, economic development, government, and academia to drive regional economic prosperity, provide leadership in U.S. manufacturing and aerospace, and promote national security.

McCullough also led efforts to secure record levels of support from the Florida Legislature, increase research expenditures to a record high of \$461 million annually, invest more than \$100 million into the emerging field of quantum science and engineering, streamline the process of moving research to the market, and broaden

funding opportunities from the National Science Foundation and the State of Florida to support the FSU-headquartered National High Magnetic Field Laboratory — the largest and highest-powered magnet laboratory in the world and the only one of its kind in the United States.

He also expanded scholarships and programs for honors and first-generation students and implemented a comprehensive strategy that has led to record student retention and graduation rates that are among the best in the country, as well as student debt levels that are among the nation's lowest.

In addition, McCullough has overseen major capital projects, including the opening of the new Student Union, completion of the Interdisciplinary Research and Commercialization Building, and the construction of Legacy Hall — the new home of the College of Business and the largest academic space on the Tallahassee campus.

McCullough also was a national leader advocating significant reform in collegiate athletics, championing reforms that enhance student-athlete experiences, promote financial equity, and strengthen institutional competitiveness. He made major investments in athletics facilities, including stadium renovations and the construction of the Dunlap Football Center, and launched women's lacrosse — FSU's 21st varsity sport. During McCullough's presidency, FSU teams captured 16 conference championships and two national titles, while student-athletes across all sports achieved the highest cumulative GPA in university history.

Before joining FSU, McCullough served as vice provost for research for 10 years and professor of materials science and engineering at Harvard University. He previously spent 22 years at Carnegie Mellon University, where he began his academic career as an assistant professor of chemistry and rose through the ranks to become the Thomas Lord Professor of Chemistry. He also served as the head of chemistry, the dean of science and the university's vice president for research.

McCullough is a first-generation college student who attended Eastfield Community College and subsequently earned a bachelor's degree in chemistry from the University of Texas at Dallas and a doctoral degree in organic chemistry from Johns Hopkins University. He completed a postdoctoral fellowship at Columbia University.

He has more than 110 publications, holds 16 U.S. patents, and is an entrepreneur who started two companies. He is a fellow of the National Academy of Inventors and was inducted into the Advanced Materials Journal Hall of Fame in 2021 and the Florida Inventors Hall of Fame in 2025. He also is the recipient of the Carnegie Science Center Award for Excellence as a Start-Up Entrepreneur.

McCullough and his wife, Jai Vartikar, have two sons and three granddaughters.

2025-26 FLORIDA STATE BOARD OF TRUSTEES



PETER COLLINS
Chair



VIVIAN DE LAS CUEVAS-DIAZ
Vice Chair



MAXIMO ALVAREZ



KATHRYN BALLARD



CARSON DALE



JORGE GONZALEZ



JIM W. HENDERSON



ROXANNE HUGHES



PETER JONES



BRIAN MURPHY



JUSTIN ROTH



DEBORAH SARGEANT



DREW WEATHERFORD



ATHLETICS ADMINISTRATION



MICHAEL ALFORD
Vice President
Director of Athletics



CINDY HARTMANN
Sr. Deputy Athletics Director
Administration/SWA



JOSH TURNER
Deputy Athletics Director
CFO



DOUG WALKER
Deputy Athletics Director
Strategic Communication



STEPHEN PONDER
President and CEO
Seminole Boosters



DERRIL BEECH
Sr. Assoc. Athletics Director
Annual Fund, Marketing and
Fan Engagement



JP SINCLAIR
Chief Financial Officer
Seminole Boosters



KARI TEREZAKIS
Senior VP/Stewardship
Seminole Boosters



SCOTT TRULOCK
Sr. Assoc. Athletics Director
Health and Performance



BRUCE WARWICK
Sr. Assoc. Athletics Director
Football



CHRIS WILSON
Senior VP/Development
Seminole Boosters



BEN ZIERDEN
Sr. Assoc. Athletics Director
Facilities and Capital
Projects



DR. MIKE BRADY
Faculty Athletics
Representative



TASHA FISHER
Associate Athletics Director
Governance and
Compliance



MIGUEL NEGRÓN
Associate Athletics Director
Academics/Asst. Dean of
Undergraduate Studies



STUART PEARCE
Associate Athletics Director
Facilities and Event
Management



SARAH PETRONIO
Associate Athletics Director
Student-Athlete
Development



ROB WILSON
Associate Athletics Director
Communications



JASON BAISDEN
Assistant Athletics Director
Equipment Operations



JACK CHATHAM
Assistant Athletics Director
Ticket Operations



JOHNNY FABRIZIUS
Assistant Athletics Director
Olympic Sports Strength &
Conditioning



CHARLIE HOGAN
Assistant Athletics Director
Academics



WES MCCALL
Assistant Athletics Director
Information Technology



TITUS QUEEN
Assistant Athletics Director
Facilities and Event
Management



DEREK SATTERFIELD
Assistant Athletics Director
Public Relations



STEVE SHULTS
Assistant Athletics Director
Compliance



DANE SMITH
Assistant Athletics Director
Brand Management &
Trademark Licensing

MEDIA INFORMATION

A NOTE TO THE MEDIA, FANS AND OPPONENTS

Florida State Assistant Public Relations Director Tim Hofmann is ready to assist you with any questions or requests you may have about the 2026 Seminole Softball program, almanac, coaches and student-athletes. Please do not hesitate to contact the FSU Public Relations office if we can further assist you.

PLAYERS & COACHES INTERVIEWS

All players and coaches interviews should be arranged through the Public Relations office by contacting Tim Hofmann at (402) 984-4761 or at thofmann@fsu.edu at least 24 hours in advance. Student-athlete's phone numbers will not be released. Media may not contact any student-athlete through the use of social media, including Facebook, Instagram and Twitter.

HOW TO COVER THE SEMINOLES

Members of the media are supplied with weekly press releases, including updated statistics, as well as conference and national rankings and information on upcoming games. This information may be obtained at www.seminoles.com.

WHERE THE HOME GAMES WILL BE

All of the 2026 softball home games take place on JoAnne Graf Field at the Seminole Softball Complex (capacity 1,400). Media should notify Tim Hofmann prior to home games if they plan to attend. Any accredited photographer wishing to shoot the games must check in with Tim Hofmann prior to game day.

FSU ON THE WEB

All the game stories, updated stats, weekly releases and Seminole softball news you could ever ask for is available 24 hours a day, 365 days a year at Seminoles.com. The official FSU athletics Web site is your first stop for all the information you could ever need on the Seminole Softball team and is updated immediately following each game.

FOLLOW FSU SOFTBALL ON SOCIAL MEDIA

Media and fans are encouraged to follow @FSU_Softball on the team's official X page, Instagram page (fsusoftball), and Facebook page (Facebook.com/FSUSoftball) for instantaneous information surrounding the squad. Throughout the 2026 regular season, in-game tweeting will be provided in addition to livestats on Statbroadcast.com.

PUBLIC RELATIONS DIRECTORY



Tim Hofmann
Assistant Public Relations
Director - Softball



Derek Satterfield
Assistant AD for Public
Relations - Football



Steven McCartney
Public Relations
Director - Football



Christa Salerno
Public Relations Director
WBB/Men's Golf/Football Media
Coordinator



Chuck Walsh
Deputy Public Relations
Director - MBB/WGOLF



Charlie Healy
Assistant Public Relations
Director - Baseball/Women's
Soccer



Liz Breen
Public Relations Assistant
Beach Volleyball



Jennifer Coleman
Public Relations Assistant
Track and Cross Country



Kate Finklestein
Public Relations Assistant
Swimming and Diving



Jake Swift
Public Relations Assistant
Lacrosse/Women's Tennis



Staci Sutton
Athletics Coordinator

Contact Us At: Phone: 850-644-1403 / Fax: 850-644-3820

Address Inquiries To:
Florida State Sports Information
PO Drawer 2195
Tallahassee, FL 32316

Ship Overnight Packages To:
Florida State Sports Information
403 Stadium Drive West, Room D0107
Tallahassee, FL 32306



2026 TEAM PHOTO ROSTER



1
Hayley Griggs
FR - UT
Perrysburg, Ohio



2
Addie DeLong
SO - DF
Mechanicsburg, Ohio



3
Isa Torres
JR - INF
Georgetown, Texas



4
Marlee Gaskell
FR - P
Midlothian, Va.



6
Makenna Sturgis
FR - UT
Tampa, Fla.



7
Angelee Bueno
JR - INF
Oviedo, Fla.



9
Shelby McKenzie
SO - UT
Pace, Fla.



10
Mimi Gooden
JR - P
Milton, Fla.



11
Ashtyn Danley
JR - P/DF
Winchester, Tenn.



16
Averi Dockery
FR - P/UT
Hilltown, Pa.



21
Marin Heller
FR - INF
West Des Moines, Iowa



22
Harlie Chism
FR - UT
Weatherford, Okla.



23
Kennedy Harp
JR - OF
Lawrenceville, Ga.



24
Madi Frey
SR - C
Lutz, Fla.



31
Makenna Reid
SR - P
Portland, Ore.



32
Jazzy Francik
SO - P
Rockledge, Fla.



33
Bella Dimitrijević
FR - P
Mokena, Ill.



42
Jaysoni Beachum
JR - INF
Tallahassee, Fla.



44
Bella Ruggiero
R-FR - C
West Palm Beach, Fla.



55
Danika Spinogatti
FR - C
Winter Garden, Fla.



77
Anna Hinde
FR - C
Charlotte, Nc.



HC
Lonni Alameda
Head Coach



AG
Travis Wilson
Assistant Coach



AG
Troy Cameron
Assistant Coach



AG
Kaleigh Rafter
Assistant Coach