


THE METRO CONFERENCE


Three Teams Earn NCAA Tournament Berths

LOUISVILLE
Midwest




DARRELL GRIFFITH

FLORIDA STATE
Mideast



MICKEY DILLARD

VIRGINIA TECH
Mideast



DALE SOLOMON

THREE METRO TEAMS IN THE NCAA TOURNAMENT

Louisville, Florida State and Virginia Tech will represent the Metro in this year's expanded NCAA tournament.

Only three other conferences -- the ACC with five teams and the Big 10 and Pac 10 with four each -- had more teams selected to participate in this year's NCAA tourney.

Louisville earned the right to be the Metro's automatic qualifier by winning the Metro tournament championship. The Cardinals, who won the league's regular season championship as well with a 12-0 record, were seeded No. 2 in the Midwest region where they'll meet the winner of the Kansas State-Arkansas State game Saturday at Lincoln, Neb.

Florida State and Virginia Tech each earned at-large berths and both were placed in the Mideast region. Virginia Tech, which finished second behind Louisville in the regular season standings, was seeded seventh in the Mideast region. The Gobblers, 20-7 overall, will

meet Western Kentucky at Bowling Green, Ky. Friday. The winner of that game will meet Indiana Sunday.

Florida State, which finished third in the regular season Metro race but made it to the championship game of the Metro tournament, was seeded eighth in the Mideast region. The Seminoles, 21-8 overall, will meet Toledo in the first round Friday with the winner of that game meeting Kentucky Sunday.

METRO CONFERENCE REGULAR SEASON STANDINGS

TEAM	LEAGUE			OVERALL		
	W	L	PCT.	W	L	PCT.
Louisville	12	0	1.000	28	3	.929
Virginia Tech	8	4	.667	20	7	.741
Florida State	7	5	.583	21	8	.721
Memphis State	5	7	.417	13	14	.481
St. Louis	4	8	.333	12	15	.444
Cincinnati	3	9	.250	13	15	.464
Tulane	3	9	.250	10	17	.373

1979-80 ALL-METRO CONFERENCE TEAM

First Team	Ht.	Pos.	Yr.	School	Hometown
Darrell Griffith	6-4	G	Sr.	Louisville	Louisville, Ky.
Dale Solomon	6-9	F	So.	Virginia Tech	Annapolis, Md.
Murray Brown	6-8	F	Sr.	Florida State	Tampa, Fla.
Mickey Dillard	6-3	G	Jr.	Florida State	Dania, Fla.
Derek Smith (tie)	6-6	F	So.	Louisville	Hogansville, Ga.
Kelvin Henderson (tie)	6-7	C	Sr.	St. Louis	St. Louis, Mo.
Second Team	Ht.	Pos.	Yr.	School	Hometown
Wayne Robinson	6-9	C	Sr.	Virginia Tech	Greensboro, N.C.
Eddie Lee	6-4	G	Sr.	Cincinnati	Queens, N.Y.
David Burns	6-2	G	Jr.	St. Louis	Dallas, Tex.
Paul Thompson	6-6	F	Fr.	Tulane	Alexandria, La.
Wiley Brown	6-8	F	So.	Louisville	Sylvester, Ga.

Honorable Mention

CINCINNATI--Bobby Austin; FLORIDA STATE--Tony Jackson, Elvis Rolle; LOUISVILLE--Rodney McCray, Roger Burkman; MEMPHIS STATE--Otis Jackson, Dennis Isbell, Hank McDowell; TULANE--Micah Blunt, Joe Holston; VIRGINIA TECH--Les Henson.

Player of the Year	Coach of the Year	Freshman of the Year
Darrell Griffith - Louisville	Denny Crum - Louisville	Paul Thompson - Tulane

1979-80 ALL-METRO FRESHMAN TEAM

Paul Thompson	6-6	F	Tulane	Alexandria, La.
Rodney McCray	6-7	C	Louisville	Mt. Vernon, N.Y.
Dwight Jones	6-8	C	Cincinnati	East St. Louis, Ill.
Reggie Steppe	6-1	G	Virginia Tech	Charlottesville, Va.
LaTodd Johnson	6-0	G	St. Louis	Evanston, Ill.
Jeff Schneider	6-4	F	St. Louis	Louisville, Ky.



A LOOK AT THE METRO

In the five years since the league was formed in 1975, the Metro has quickly established itself as one of the premier conferences in the country.

Metro schools have a rich tradition in basketball. Of the seven member institutions, four of the schools have been to the NCAA's Final Four (Cincinnati, Florida State, Louisville and Memphis State), three have played in the NCAA championship game (Cincinnati, Florida State and Memphis State), one has won the NCAA championship (Cincinnati did it twice in 1961 and 1962) and three have won the NIT championship (Louisville, St. Louis and Virginia Tech).

Metro schools have played an active role in national post-season tournaments the last five years as well as the league has sent at least two teams to the NCAA playoffs every season since 1976. Entering this year's NCAA tournament, the Metro has the second best all-time winning percentage (.530) in NCAA tournament play among conferences in the Midwest region and ranks sixth nationally among all conferences.

While the Metro is known for its basketball, that is not the only sport in which the conference conducts a championship. There are seven other conference-sponsored sports for men -- cross country, indoor and outdoor track, swimming, golf, tennis and baseball -- and for the first time this year the Metro sponsored a women's basketball tournament.



A LOOK AT COMMISSIONER ALBUS

Larry Albus envisioned the formation of the Metro Conference while he was athletic director at St. Louis University and is the one individual who's most responsible for the league's rapid growth and success.

As commissioner, Albus has promoted the conference like no other conference has ever been promoted. The Metro produces its own television game of the week both on weekends and weeknights and the weekend games are carried to some 30 stations in the south and southeast as well as to a National ESPN audience. The league pioneered a game of the week on radio and also produces a daily sports show on radio featuring interviews with players and coaches and reports of games. In addition, the league publishes a weekly newspaper and a game program that is used by the schools at their home games. All of this is done out of the Metro office which has its own sound studio and typesetting and graphic arts capabilities.

So successful has been the Metro operation that when the Big East and Eastern Eight conferences were being formed, officials from both leagues visited St. Louis and sought the advice of Albus.

The Metro also helped spawn the rekindling of interest by conferences in post-season tournaments. When the league played its first post-season tournament in 1976, there were only 11 other conferences at the time which sponsored tournaments to determine NCAA representatives. Today, there are 18 conferences which have tournaments.

"College basketball is enjoying its greatest popularity," said Albus, who is a member of the prestigious NCAA Division I basketball committee. "Several new conferences have been formed in the last few years and the popularity of post-season tournaments is just an outgrowth of this continued interest in college basketball."

TOURNEY REVIEW

LOUISVILLE WINS SECOND METRO CHAMPIONSHIP

To no one's surprise, the University of Louisville walked away with its second Metro Conference tournament championship last week on its home court at Freedom Hall in Louisville.

The Cardinals did it in convincing fashion, too, defeating upstart Memphis State, 84-65, in the semifinals, then rallying in the second half to defeat Florida State, 81-72, in the championship game.

The victory marked the first time in league history that the regular season champion and host school for the tournament had won the conference tournament championship.

Louisville romped through the regular-season conference race with a perfect 12-0 record, the first time in league history that a conference school had gone through the Metro season unbeaten.

Behind the sensational play of 6-4 All-American guard Darrell Griffith, the Cardinals showed in the Metro tournament why many experts are picking Louisville to make it to the Final Four in Indianapolis, March 22-24.

"When we played Louisville earlier in the conference season, I thought Louisville was a great team then," said Florida State coach Joe Williams. "After watching them beat us for the Metro championship, I thought they were even better."

Griffith not surprisingly was chosen the tournament's outstanding player. He scored 30 points in the championship game against Florida State and tied a tournament record for most field goals made in a game (13). "Darrell is the best guard in the country," said Louisville coach Denny Crum. "There's none better."

Besides Griffith, Louisville had two other players -- sophomore forward Derek Smith and sophomore guard Poncho Wright make the all-tournament team. Others selected were Cincinnati senior guard Eddie Lee and Florida State junior center Elvis Rolle, who topped the tournament in both scoring (51 points) and rebounds (30).

1980 METRO TOURNAMENT RESULTS

FIRST ROUND (Attendance 8,565)

Memphis State 62, St. Louis 60
Florida State 85, Tulane 73
Cincinnati 65, Virginia Tech 51

SEMIFINALS (Attendance 14,155)

Florida State 79, Cincinnati 69 (2 OT)
Louisville 84, Memphis State 65

CHAMPIONSHIP (Attendance 11,668)

Louisville 81, Florida State 72

1980 METRO ALL-TOURNAMENT TEAM

Darrell Griffith, Louisville
Derek Smith, Louisville
Poncho Wright, Louisville
Eddie Lee, Cincinnati
Elvis Rolle, Florida State

Outstanding Player of the Tournament -- Darrell Griffith, Louisville

Seniors Tony Branch (left) and Darrell Griffith hoist the Metro Trophy.



A LOOK AT FLORIDA STATE

Florida State made it to the finals of the Metro Tournament for the third straight time this season and for the third straight year had to settle for the tournament's runnerup trophy.

Still, the Seminoles showed they are a team to be reckoned with during the NCAA tournament.

Coach Joe Williams has a team many observers feel was the quickest in the league this season. There's no question that he has two of the premier players in the Metro in Mickey Dillard and Murray Brown.

Dillard, a lightning-quick 6-3 guard, finished the regular season second in scoring and was named to the Metro's all-conference first team. A junior who sat out last season with a broken leg, Dillard has scored in double figures in all but one of the Seminoles' 29 games this season.

Brown also was named to the all-league team. A 6-8 senior forward, Brown (whose nickname is Mule) led the Metro in field goal shooting percentage for the second straight year. He led the nation last season also with a .691 percentage and should he finish with a .634 mark or better this year he would break the all-time NCAA career field goal percentage record.

Brown received help inside from Oral Roberts transfer Elvis Rolle. A 6-9 junior center, Rolle was the leading scorer and rebounder in the Metro tournament and was named to the all-tournament team.

And the Tribe has perhaps the best floor leader in the league in 6-2 senior guard Tony Jackson, who led the Metro in assists and was second in steals. "He might very well be the most underrated player in the league," says Williams.

As a team, Florida State led the league in scoring, field goal shooting percentage and close games. Four of their games were decided on game-winning shots at the buzzer (Florida State won three of them) while the eight losses came by a total of 39 points.

President: Dr. Bernard F. Sliger

Acting Athletic Director: Phillip R. Fordyce

Head Basketball Coach: Joe Williams (SMU, 1956)

Florida State Record: 40 - 18, 2nd year

Career Record: 274-166

Assistant Basketball Coaches: Bob Dotson (Western Kentucky, 1963) John Jones (Alabama, 1967) Frank Gilmore (Florida State)

Enrollment: 21,069

Nickname: Seminoles


Colors: Garnet and Gold

1979-80 Overall Record: 21-8

Metro Record: 7-5, 3rd

Sports Information Director: Mark Carlson

Assistant Sports Information Director: Glenn Greenspan



JOE WILLIAMS
Head Coach

THE SEMINOLES

NO.	NAME	POS.	HT.	WT.	CL.	HOMETOWN
3	Marvin Haynes	G	6-2	180	Fr.	Lake Placid, FL.
10	Rodney Arnold	G	6-4	195	So.	Kingsport, TN.
11	Bobby Parks	G	5-11	160	Jr.	Clearwater, FL.
12	Ed Young	G	6-3	172	Fr.	Houston, TX.
22	Mickey Dillard	G	6-3	170	Jr.	Dania, FL.
23	Tony Jackson	G	6-0	165	Sr.	Lexington, KY.
24	Greg Collinsworth	F	6-5	195	So.	Titusville, FL.
34	Murray Brown	F	6-8	205	Sr.	Tampa, FL.
35	Jerry Cox	G	6-4	180	Sr.	Indianapolis, IN.
42	Elvis Rolle	C	6-10	216	Jr.	Ft. Pierce, FL.
54	Pernell Tookes	F	6-6	185	So.	Orlando, FL.

A LOOK AT LOUISVILLE

Louisville was picked as the No. 1 team in the Metro at the outset of the season and that's exactly where the Cardinals finished -- No. 1.

Ranked in the Top 10 most of the season and as high as second at one point, Louisville rolled through the regular season Metro race with a 12-0 record -- the first team ever to go unbeaten in league play -- and then scored successive victories over Memphis State and Florida State to win its second Metro tournament championship.

Darrell Griffith, selected national player of the year by The Sporting News, won just about every individual honor the Metro awarded this season. He was chosen Player of the Year, was selected to the all-conference first team for the third straight time, finished as the league's leading scorer and was chosen the Outstanding Player in the Metro tournament.

But Griffith wasn't the whole show for the talent-laden Cardinals. Sophomore forward Derek Smith finished ninth in scoring and third in rebounding and field goal shooting percentage in the league and was chosen to the All-Metro first team.

Wiley Brown, the Cardinals's 6-8 sophomore forward was named to the league's all-conference second team and freshman center Rodney McCray received honorable mention selection and was chosen to the Metro's all-freshman team.

As a team the Cardinals led the Metro in defense, steals, blocked shots, assists, and average scoring margin. Unquestionably, Louisville was the class of the Metro this season and not surprisingly, Denny Crum was selected Coach of the Year in the league, the second straight time he has been bestowed that honor.

President: Dr. James G. Miller

Faculty Representative: Dr. Burt Monroe

Acting Athletic Director: Jack Lengyel

Head Coach: Denny Crum (UCLA, 1958)

Career Record: 214-55, 9th year

Assistant Basketball Coaches: Bill Olsen, Jerry Jones, Wade Houston

Enrollment: 19,000

Nickname: Cardinals

Colors: Cardinal Red, Black & White

1979-80 Overall Record: 28-3

Metro Record: 12-0, 1st

Sports Information Director: Joe Yates

Assistant Sports Information Director: John Crawley



DENNY CRUM
Head Coach

THE CARDINALS

NO.	NAME	POS.	HT.	WT.	CL.	HOMETOWN
5	Jerry Eaves	G	6-4	180	So.	Louisville, KY.
15	Greg Deuser	G	6-0	170	So.	New Albany, IN.
21	Scooter McCray	F	6-8	185	So.	Mt. Vernon, NY.
22	Rodney McCray	F-C	6-7	220	Fr.	Mt. Vernon, NY.
23	Tony Branch	G	6-0	175	Sr.	Michigan City, IN.
24	Daryl Cleveland	F	6-7	190	Jr.	Thomasville, GA.
25	Steve Clark	G	6-4	195	Fr.	Louisville, KY.
34	Roger Burkman	G	6-5	175	Jr.	Indianapolis, IN.
35	Darrell Griffith	G	6-4	190	Sr.	Louisville, KY.
40	Marty Pulliam	C	6-9	225	So.	Harrodsburg, KY.
41	Wiley Brown	F-C	6-8	220	So.	Sylvester, GA.
43	Derek Smith	F	6-6	205	So.	Hogansville, GA.
44	"Poncho" Wright	F	6-5	195	So.	Indianapolis, IN.

A LOOK AT VIRGINIA TECH

In only two years as a member of the Metro Conference, Virginia Tech has established itself as one of the league's top powers.

A year ago, the Gobblers walked off with the Metro tournament championship.

This year Virginia Tech finished second behind Louisville in regular season standings before being upset by Cincinnati in the first round of the Metro tournament.

Regardless of what happened to the Gobblers in the Metro tournament, coaches around the Metro know Virginia Tech is to be treated with respect.

After his team had beaten Virginia Tech, 77-72, earlier in the season, Louisville coach Denny Crum remarked: "We were very fortunate to win. We were facing one of the finest basketball teams in the country. I don't know of any team that has a stronger frontline than Virginia Tech. Dale Solomon and Wayne Robinson are awesome and when Les Henson is hitting, they are extremely difficult to defense."

The 6-8, 225-pound Solomon and the 6-9, 225-pound Robinson were the keys to Tech's 20-7 season. Solomon, named to the first team all-conference team last year as a freshman, repeated as a sophomore this season. He led the Hokies in scoring and field goal shooting percentage.

Robinson was the driving force in Tech's drive to the Metro tournament title last year. He finished second in the league in rebounding this season and was third in free throw shooting percentage.

Henson, a 6-6 senior, will be remembered for this record-setting 89-foot-three-inch shot at the buzzer that enabled Tech to defeat Florida State earlier in the season.

That shot was just one highlight for the Gobblers this season. Earlier Virginia Tech defeated Cincinnati by 40 points and afterwards Cincinnati Coach Ed Badger remarked: "I don't think any team in America could have beaten them."

President: Dr. William E. Lavery

Faculty Representative: Dr. James I. Robertson, Jr.

Athletic Director: Bill Dooley

Basketball Coach: Charles Moir

Record at Tech: 80-34, fourth year

Overall Record: 259-111

Assistant Coaches: Don Brown, Frankie Allen, Bob Schneider

Enrollment: 20,000

Nickname: Hokies, Fighting Gobblers

Colors: Maroon and Orange

1979-80 Overall Record: 20-7

Metro Record: 8-4, 2nd

Sports Information Director: Jack Williams

Assistant Sports Information Director: Dave Smith



CHARLIE MOIR
Head Coach

THE GOBBLERS

NO.	NAME	POS.	HT.	WT.	CL.	HOMETOWN
10	Page Moir	G	5-11	165	Fr.	Blacksburg, VA.
11	Dexter Reid	G	6-1	165	Jr.	Norfolk, VA.
14	Mark Shrader	G	5-11	155	Jr.	Malvern, PA.
15	Chris Scott	G	6-3	163	Sr.	Fairfax, VA.
21	Les Henson	F	6-6	190	Sr.	Richmond, VA.
23	Reggie Steppe	G	6-0	170	Fr.	Charlottesville, VA.
24	Jeff Schneider	G	6-4	170	So.	Clarksburg, WV.
25	Michael Cooke	F	6-5	190	Fr.	Richmond, VA.
32	Gordy Bryan	F	6-8	215	So.	Philadelphia, PA.
35	Dale Solomon	F-C	6-8	225	So.	Annapolis, MD.
40	Wayne Robinson	F-C	6-9½	225	Sr.	Greensboro, NC.
44	David Bennett	F	6-6	205	Jr.	Bloomfield Hills, MI.
50	John Hillenbrand	C	6-9	230	Sr.	Bemus Point, NY.

METRO CONFERENCE STATISTICS

Final Regular Season-All Games

INDIVIDUAL

SCORING

RK	PLAYER	SCHOOL	G	FG	FT	PTS	AVG
1	Darrell Griffith	Louisville	29	281	97	659	22.7
2	Mickey Dillard	Florida State	26	212	123	547	21.0
3	Murray Brown	Florida State	26	192	103	487	18.7
4	David Burns	St. Louis	26	170	124	464	17.8
5	Dale Solomon	Virginia Tech	26	176	87	439	16.9
6	Wayne Robinson	Virginia Tech	26	146	109	401	15.4
7	Kelvin Henderson	St. Louis	26	166	67	399	15.3
8	Elvis Rolle	Florida State	26	162	71	395	15.2
9	Derek Smith	Louisville	29	178	81	437	15.1
10	Eddie Lee	Cincinnati	25	150	76	376	15.0
11	Bobby Austin	Cincinnati	25	155	53	363	14.5
12	Paul Thompson	Tulane	24	146	54	346	14.4
13	Les Henson	Virginia Tech	26	149	65	363	14.0
14	Joe Holston	Tulane	25	142	43	327	13.1
15	Otis Jackson	Memphis State	25	120	71	311	12.4

REBOUNDING

RK	PLAYER	G	NUM	AVG
1	Henderson (SL)	26	246	9.5
2	Robinson (VT)	26	217	8.3
3	Smith (UL)	29	241	8.3
4	Thompson (TU)	24	190	7.9
5	Rolle (FS)	26	201	7.7
6	Brown (FS)	26	200	7.7
7	Solomon (VT)	26	197	7.6
8	Jones (UC)	25	186	7.4
9	McCray (UL)	29	214	7.4
10	McDowell (MS)	25	183	7.3

FIELD GOAL PERCENTAGE

RK	PLAYER	G	FGM	FGA	PCT
1	Brown (FS)	26	192	298	.644
2	Rolle (FS)	26	162	274	.591
3	Smith (UL)	29	178	306	.582
4	Solomon (VT)	26	176	308	.571
5	McCray (UL)	29	87	155	.561
6	Griffith (UL)	29	281	503	.559
7	Blunt (TU)	25	104	188	.553
8	Henderson (SL)	26	166	301	.551
9	Rohde (SL)	26	114	207	.551
10	Glass (SL)	21	86	158	.544

FREE THROW PERCENTAGE

RK	PLAYER	G	FTM	FTA	PCT
1	Glass (SL)	21	65	77	.844
2	Lee (UC)	25	76	94	.809
3	Robinson (VT)	26	109	136	.801
4	Austin (UC)	25	53	68	.779
5	Dillard (FS)	26	123	159	.774
6	Henson (VT)	26	65	86	.756
7	Jackson (MS)	25	71	94	.755
8	Kennedy (UC)	25	55	76	.724
9	Solomon (VT)	26	87	121	.719
10	Brown (FS)	26	103	144	.715

STEALS

RK	PLAYER	G	NUM	AVG
1	Griffith (UL)	29	75	2.6
2	Jackson (FS)	26	62	2.4
3	Burkman (UL)	29	59	2.0
4	Lee (UC)	25	52	2.1
5	Holston (TU)	25	52	2.1
6	Dillard (FS)	26	48	1.8
7	Kennedy (UC)	25	46	1.8
8	Burns (SL)	26	44	1.7
9	Thompson (TU)	24	36	1.5
10	Smith (UL)	29	35	1.2

ASSISTS

RK	PLAYER	G	NUM	AVG
1	Jackson (FS)	26	188	7.2
2	Lee (UC)	25	138	5.5
3	Burns (SL)	26	127	4.9
4	Holston (TU)	25	110	4.4
5	Griffith (UL)	29	104	3.6
6	Jackson (MS)	25	102	4.1
7	Burkman (UL)	29	97	3.3
8	Kennedy (UC)	25	93	3.7
9	Reid (VT)	26	86	3.3
10	Johnson (SL)	26	71	2.7

BLOCKED SHOTS

RK	PLAYER	G	NUM	AVG
1	Henderson (SL)	26	66	2.5
2	Isbell (MS)	25	56	2.2
3	McCray (UL)	29	48	1.7
4	Robinson (VT)	26	38	1.5
5	Rolle (FS)	26	34	1.3
6	Griffith (UL)	29	24	0.8
7	Brown (UL)	29	23	0.8
8	Jones (UC)	25	20	0.8
9	Thompson (TU)	24	20	0.8
10	Henson (VT)	26	19	0.7
10	Solomon (VT)	26	19	0.7

TEAM

OFFENSIVE SCORING AVERAGE

RK	TEAM	G	FGM	FTM	PTS	AVG
1	Florida State	26	811	431	2053	79.0
2	Louisville	29	884	475	2243	77.3
3	Virginia Tech	26	764	448	1976	76.0
4	St. Louis	26	718	468	1904	73.2
5	Tulane	25	742	336	1820	72.8
6	Cincinnati	25	706	313	1725	69.0
7	Memphis State	25	678	344	1700	68.0

DEFENSIVE SCORING AVERAGE

RK	TEAM	G	FGM	FTM	PTS	AVG
1	Louisville	29	784	380	1948	67.2
2	Virginia Tech	26	694	361	1749	67.3
3	Cincinnati	25	711	338	1760	70.4
4	Memphis State	25	714	353	1781	71.2
5	St. Louis	26	752	396	1900	73.1
6	Florida State	26	805	298	1908	73.4
7	Tulane	25	737	441	1915	76.6

AVERAGE SCORING MARGIN

RK	TEAM	G	OFF	DEF	MARGIN
1	Louisville	29	77.3	67.2	10.2
2	Virginia Tech	26	76.0	67.3	8.7
3	Florida State	26	79.0	73.4	5.6
4	St. Louis	26	73.2	73.1	0.2
5	Cincinnati	25	69.0	70.4	-1.4
6	Memphis St.	25	68.0	71.2	-3.2
7	Tulane	25	72.8	76.6	-3.8

REBOUNDING AVERAGE

RK	TEAM	G	NUM	AVG
1	St. Louis	26	928	35.7
2	Virginia Tech	26	926	35.6
3	Tulane	25	884	35.4
4	Cincinnati	25	878	35.1
5	Louisville	29	1014	35.0
6	Memphis St.	25	847	33.9
7	Florida State	26	839	32.3

FIELD GOAL PERCENTAGE

RK	TEAM	G	FGM	FGA	PCT
1	Florida State	26	811	1496	.542
2	Louisville	29	884	1687	.524
3	St. Louis	26	718	1411	.509
4	Virginia Tech	26	764	1530	.499
5	Tulane	25	742	1541	.482
6	Memphis St.	25	678	1419	.478
7	Cincinnati	25	706	1605	.440

FREE THROW PERCENTAGE

RK	TEAM	G	FTM	FTA	PCT
1	Virginia Tech	26	448	616	.727
2	St. Louis	26	468	660	.709
3	Cincinnati	25	313	446	.702
4	Florida State	26	431	627	.687
5	Memphis St.	25	344	501	.687
6	Louisville	29	475	699	.680
7	Tulane	25	336	524	.641

1979-80 METRO CONFERENCE SCHEDULES AND RESULTS

CINCINNATI (13-15)

UC OPP.

72-87	Mississippi St.#
84-86	Southern Mississippi#
78-62	Augustana
63-68	at North Carolina
75-73	Miami of Ohio
82-57	Cal. Poly-San Luis Obispo
61-60	Pittsburgh
68-64	Temple
69-62	South Carolina★
75-87 OT	Duke★
69-68	at Dayton
74-64	Memphis State
59-58 OT	Tulane
59-61	Virginia Tech
71-57	St. Louis
57-97	at Virginia Tech
64-69	Tulane
52-54	Florida State
69-77	Xavier
73-88	at Louisville
74-77	at Florida State
59-61	at Memphis State
57-61	Louisville
75-70	Loyola (Chicago)
86-92	at St. Louis
72-64	North Carolina A&T
65-51	Va. Tech†
69-79 2 OT	Florida State†

★Iron Duke Classic

#Babe McCarthy Tournament

†Metro Tournament

FLORIDA STATE (21-8)

FSU OPP.

101-63	Florida A&M
76-77	Jacksonville
89-71	at South Florida
87-70	at Florida
112-91	Minnesota
67-65	at Western Kentucky
108-97	Tulane
75-73	at St. Louis
84-69	South Florida
74-69	at Memphis State
79-80	at Tulane
82-69	S.C.-Aiken
64-74	at Marquette
77-79	Virginia Tech
73-79	at Louisville
54-52	at Cincinnati
73-69	Auburn
55-54	Memphis State
77-74	Cincinnati
85-78	at Florida Southern
71-69	St. Louis
64-55	at Jacksonville
86-83	Cleveland State
89-87	Alabama-Birmingham
76-78	at Virginia Tech
75-83	Louisville
85-73	Tulane†
79-69 2 OT	Cincinnati†
72-81	Louisville†

†Metro Tournament

LOUISVILLE (28-3)

UL OPP.

75-73	South Alabama
87-63	Tennessee-Chattanooga
77-75	at Tennessee
93-76	NC—Charlotte#
96-73	Western Kentucky#
75-65	Ohio State
69-71	at Utah
64-53	Princeton★
64-77	Illinois★

65-58	Nebraska★
78-58	Tulsa
85-73	Kansas State
94-65	St. Louis
69-48	at Memphis State
76-59	at Tulane
76-63	Marquette
99-74	at St. Louis
79-73	Florida State
64-60	Tulane
76-71	at St. John's.
88-60	Memphis State
88-73	Cincinnati
79-73	at Providence
56-54 OT	at Virginia Tech
90-78	at West Virginia
61-57	at Cincinnati
77-72	Virginia Tech
60-77	at Iona
83-75	at Florida State
84-65	Memphis State†
81-72	Florida State†

#Louisville Classic

★Rainbow Classic

†Metro Tournament

MEMPHIS STATE (13-14)

MSU OPP.

54-51	Arkansas State
76-90	Oklahoma Christian
72-87	Vanderbilt
85-73	Austin Peay
96-65	Eastern Montana
72-71	Murray State
80-75	Mississippi
74-67	Arkansas
70-64	S. W. Louisiana
70-69 OT	at Virginia Tech
64-74	at Cincinnati
69-74	Florida State
48-69	Louisville
64-82	at Dayton
57-49	St. Louis
54-59	Southern Mississippi
69-71 OT	Wisconsin-Parkside
62-76	at St. Louis
60-88	at Louisville
54-55	at Florida State
68-85	at Southern Mississippi
82-79	Tulane
61-59	Cincinnati
65-63 OT	Virginia Tech
74-86	at Tulane
62-60	St. Louis†
65-84	Louisville†

†Metro Tournament

ST. LOUIS (12-15)

SLU OPP.

65-67	Middle Tennessee#
92-81	Siena#
63-54	Lewis College
65-93	at Notre Dame
67-48	SIU-Edwardsville
75-77	Missouri
75-77 OT	Missouri
83-75	Alabama★
66-76	Texas El-Paso★
61-66	Virginia Tech
73-75	Florida State
65-94	at Louisville
89-63	Tulane
84-76	Alabama-Birmingham
49-57	at Memphis State
57-71	at Cincinnati
74-99	Louisville
100-79	Butler
76-62	Memphis State

52-69	Southern Mississippi
101-53	Roosevelt
71-63	Quincy
69-71	at Florida State
69-60	at Tulane
73-86	Southern Mississippi
92-86	Cincinnati
73-99	at Virginia Tech
60-62	Memphis State†

#Clemson IPTAY Tournament

★Sun Bowl Tournament

†Metro Tournament

TULANE (10-17)

TU OPP.

68- 78	SMU
79- 80	Louisiana State
94- 80	Ft. Hays State
88- 58	Westminster
56- 53	Rice
85- 95	at Louisiana State
58- 71	Virginia Tech★
71- 72	Michigan★
97-108	at Florida State
69- 62	New Orleans
59- 79	at Notre Dame
80- 79	Florida State
63- 89	at St. Louis
58- 59 OT	at Cincinnati
59- 76	Louisville
86- 82	Southwestern
69- 64	Cincinnati
60- 64	at Louisville
68- 69	at Virginia Tech
72-101	at Southern Mississippi
76- 75	at New Orleans
79- 82	at Memphis State
60- 69	St. Louis
86- 74	Memphis State
79- 78	Southern Mississippi
73- 85	Florida State†

★Sugar Bowl Tournament

†Metro Tournament

VIRGINIA TECH (20-7)

VT OPP.


87-62	Campbell
101-88	at Liberty Baptist
82-72	East Tennessee State
93-84	Miami (Ohio)#
67-62	Georgia Tech#
71-58	Tulane★
66-70	Mississippi★
66-61	at St. Louis
69-70 OT	Memphis State
73-71 OT	West Virginia
89-61	New Orleans
58-65	at Virginia
61-59	at Cincinnati
79-77	at Florida State
97-57	Cincinnati
78-62	at Ohio
68-64	at West Virginia
69-68	at Tulane
82-70	St. Bonaventure
88-81	at George Washington
54-56 OT	Louisville
66-40	James Madison
63-65 OT	at Memphis State
72-77	at Louisville
78-76	Florida State
99-73	St. Louis
51-65	Cincinnati†

#Roanoke Times & World News Tournament

★Sugar Bowl Tournament

†Metro Tournament

Souvenir Program \$2



42nd Annual Basketball Championship

First and Second Round

Western Kentucky University, E.A. Diddle Arena • Bowling Green, Kentucky • March 7-9, 1980



Florida State University

Florida State University — the home of more than 22,000 Seminoles — has a campus that starts at the top of one of Tallahassee's famed seven hills, and rolls gently downward and westward across 340-odd acres of pines, palms and pecan trees.

Founded in 1857 as the Seminary West of the Suwannee, its heritage is evidenced in the wide range of architectural struggles to preserve history and keep up with modern times and air conditioning. Yet it still ranks as one of the South's last, few bastions of campus greenery — the kind that combines the blossoms of camellias, azaleas and dogwoods with moss-hung oaks that are, in some cases, as old as the University itself, if not older.

From the Gothic towers of Wescott at the eastern entrance to the campus, to the modern glass and steel structures of its Science Complex to the west, Florida State University has moved forward in time and growth more rapidly than many of its newer counterparts in the State University system. Its enrollment has quadrupled since it became coeducational in 1947, following nearly half a century as the Florida State College for women.

Today, its 14 schools and colleges are spread through \$150 million worth of buildings, its annual budget exceeds \$100 million and it attracts more than \$18 million a year in research contracts and grants. Students can pick and choose from more than 100 career options offered in arts and sciences, busi-

ness, communication, criminology, dance, education, home economics, law, library science, music, nursing, social sciences, social work, theater and visual arts programs.


The University is a member of the Academic Common Market and has overseas study centers in Florence, London and the Panama Canal Zone. Summer programs of study are offered in law at Oxford, in hotel and restaurant administration in Switzerland, and in comparative studies of economic and social systems in Yugoslavia.

The University operates major laboratory facilities for nuclear, marine and computer research. In addition, it has a wide-ranging spectrum of institutes and research centers, each of which deals with specialized aspects of the following fields of study: government, geophysical fluid dynamics, molecular biophysics, educational research, American theater, gerontology, social research, community mental health, employee relations, economic development, analysis of resources and environment. Southern culture and religion, statistical consultation, educational technology and instructional systems, population studies, multi-campus systems, educational tax policy, urban and regional planning, criminological and correctional research, and the study of women in educational management systems.


A city within a city, Florida State has 1,200 faculty members more than 6,000 additional employees.



DR. BERNARD F. SLIGER
President



PHILLIP R. FORDYCE
Acting Athletic Director



JOE WILLIAMS
Head Coach

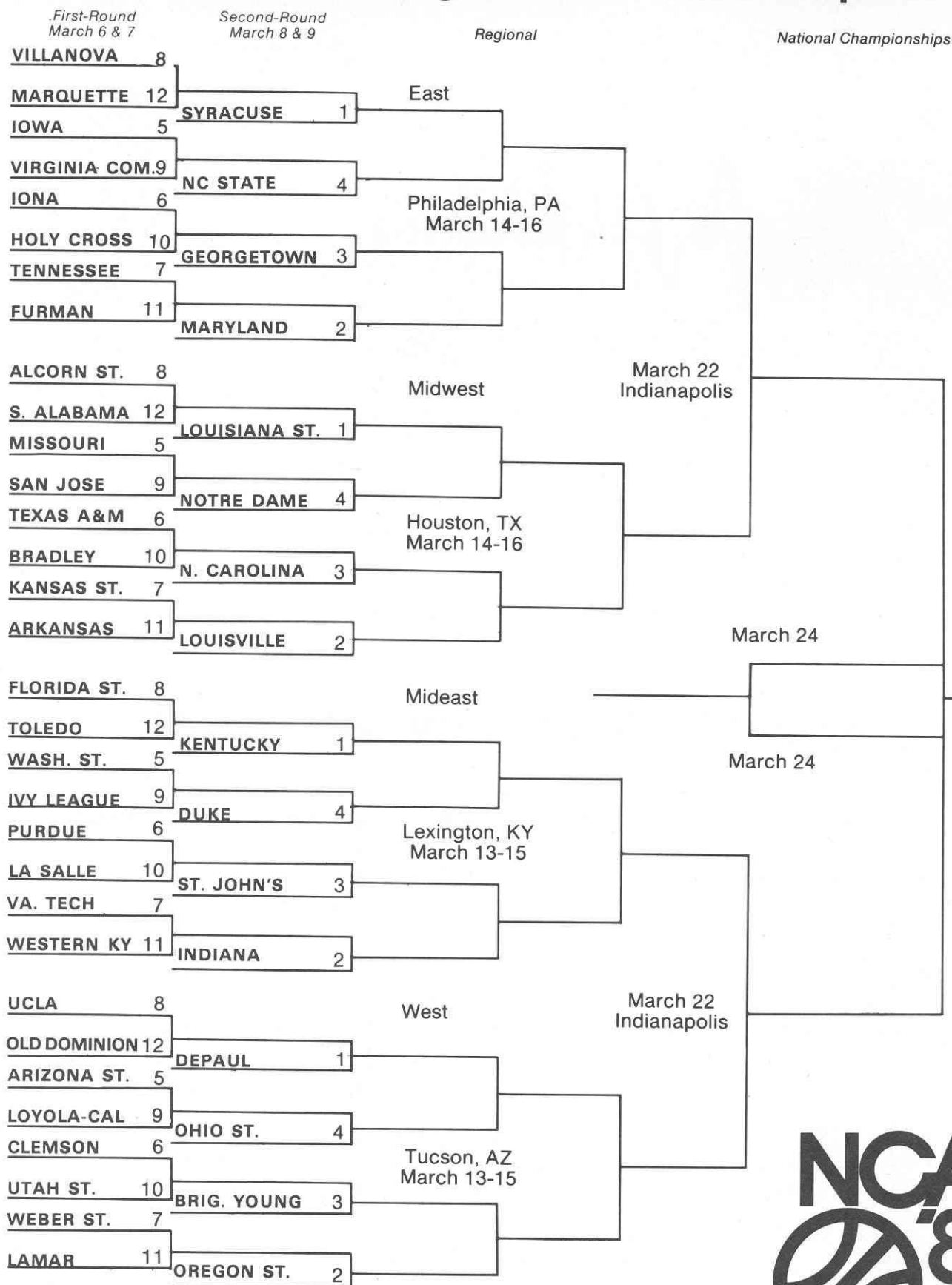


Kneeling (l-r) Bobby Parks, Mickey Dillard, Murray Brown, Elvis Rolle, Tony Jackson. Standing (l-r) Marvin Haynes, Ed Young, Pernell Tookes, Greg Collinsworth, Rodney Arnold and Jerry Cox.

1979-80 Florida State Seminoles

No.	Name	Pos.	Ht.	Wt.	Class	Hometown
3	Haynes, Marvin	G	6-2	180	Fr.	Lake Placid, Fla.
10	Arnold, Rodney	G	6-4	195	So.	Kingsport, Tenn.
11	Parks, Bobby	G	5-11	160	Jr.	Clearwater, Fla.
12	Young, Ed	G	6-3	172	Fr.	Houston, Tex.
22	Dillard, Mickey	G	6-3	170	Jr.	Dania, Fla.
23	Jackson, Tony	G	6-0	165	Sr.	Lexington, Ky.
24	Collinsworth, Greg	F	6-5	195	So.	Titusville, Fla.
34	Brown, Murray	F	6-8	205	Sr.	Tampa, Fla.
35	Cox, Jerry	G	6-4	180	Sr.	Indianapolis, Ind.
42	Rolle, Elvis	C	6-10	216	Jr.	Ft. Pierce, Fla.
54	Tookes, Pernell	F	6-6	185	So.	Orlando, Fla.

1980 National Collegiate Basketball Championship



Sit: Bowling Green, Ky.

final

FG %: 1st Half	.550 (22-40)	2nd Half	.576 (19-33)	Game	.562
FT %: 1st Half	.800 (4-5)	2nd Half	.625 (5-8)	Game	.692

[HOME](#)

FG %: 1st Half	.567 (17-30)	2nd Half	.537 (22-41)	Game	.549
FT %: 1st Half	.818 (9-11)	2nd Half	.778 (7-9)	Game	.800

SCORE BY PERIODS	1st H.	2nd H.	OT	OT	FINAL
------------------	--------	--------	----	----	-------

Toledo	48	43			91
Florida State	43	48			94

Attendance _____ © by National Collegiate Athletic Association 1976

RECORDS: Toledo --- 23-6 ; Florida State --- 22-8

FIRST HALF ELAY-BY-PLAY

FLORIDA STATE vs. TOLEDO, March 7, 1980, Diddle Arena, Bowling Green, Ky.

Time	FS-UT Score	FSU Adv	Florida State Play	Toledo Play
			Tip controlled by Rolle	
1938	0-2	-2		Miller, follow
1928	2-2	t1	Dillard, 6 right side	
1902	4-2	2	Dillard, layup; asst Jackson	
1843	4-4	t2		Swaney, 10 right side follow
1837			Common foul (Selgo--1)	
1834	6-4	2	Rolle, 10 right side	
1834	7-4	3	Swaney Rolle 1 ft (Knuckles--1)	
1828	7-6	1		Swaney, layup; asst Knuckles
1803	9-6	1	Brown, 8 right side; asst Arnold	
1803	10-6	1	Brown 1 ft (Miller--1)	
1755	10-8	2		Knuckles, layup
1744	10-10	t3		Swaney, 8 right side; asst Knuckles
1718	10-10	t3	Swaney, 8 right side; asst Knuckles	
1712			Common foul (Jackson--1)	
1659	10-12	-2		Swaney, layup; asst Miller
1628	12-12	t4	Rolle, layup	
1613	12-14			Miller, 10 right side
1554			Common foul (Swaney--1)	Common foul (Swaney--1)
1549				Common foul (Rolle--1)
1513			Common foul (Swaney--2)	Common foul (Swaney--2)
1528	14-14	t5	Arnold, 10 left side	
1507	16-14	2	Arnold 2 ft (Swaney--3)	E
1507			Official Time Out	
1442	16-16	t6		Selgo, 20 right side; asst Miller
1427	18-16	2	Brown, 10 front; asst Jackson	
1404	20-16	4	Dillard, 18 left side	
1341	20-18	2		Knuckles, layup; asst Miller
1327	22-18	4	Brown, layup; asst Dillard	
1301	22-20	2		Miller, follow
1301	22-21	1		Miller 1 ft (Brown--1)
1254	24-21	3		Arnold, 8 left side
1238				Common foul (Brown--2)
1228	24-23	1		Miller, follow
1214	26-23	3	Brown, turnaround left side; asst Jackson	
1150	26-25	1		Miller, follow
1035			TIME OUT--1	
1009	26-27	-1		Lehman, 12 right side; asst Selgo
925	28-27	1	Rolle, slam dunk; asst Arnold	
907	28-29	-1		Knuckles, 18 right side; asst Lehman
812	30-29	1	Rolle, follow	
736	30-31	-1		Selgo, 20 right side; asst Lehman
714	30-33	-3		Selgo, 22 front; asst Lehman
655	32-33	-1	Dillard 1-1 ft (Miller--2)	
642	32-35	-3		Miller, layup; asst Selgo
627	34-35	-1	Rolle, 8 left side; asst Jackson	
606	34-37	-3		Selgo, 20 front
528	34-39	-5		Lehman, 13 right right lane
510				Offensive foul (Jackson--2)
510			Official Time Out	
448				Common foul (Parks--1)
359	34-40	-6		Miller 2 ft (Parks--2)
307	34-42	-8		Knuckles, 20 left corner; asst Selgo
256	36-42	-6	Arnold, layup left	
241	38-42	-4	Arnold 1-1 ft (Miller--3)	
241	39-42	-3	Arnold 2 ft (Technical foul--Toledo bench--1)	
217	39-44	-5		Knuckles, 16 right baseline
150	39-46	-7		Knuckles, 6 right side drive
131	41-46	-5	Dillard, 20 right key; asst Parks	
036	42-48	-7		Lehman 1-1 ft (Parks--3)
024	43-49	-5	Brown, layup; asst Rolle	
012			Rolle 1-1 ft (Adamek--1)	

Halftime scores: Toledo 49, Florida State 43

Halftime summary: Game tied six times; lead changed hands eight times; longest Florida State lead four (10-6, 20-16, 22-18); longest Toledo lead eight (42-34).

No.	TOLEDO		FG	FGA	FT	FTA	REB	PF	TP	A	TO	BLK	S	MIN
33	MILLER, Dick	f	6	11	2	3	7	3	14	3	3			17
40	SWANEY, Jim	f	4	7	0	0	1	3	8					5
25	KNUCKLES, Harvey	c	6	8	0	0	3	2	12	2	1	1		19
20	SELGO, Tim	g	4	6	0	0	1	1	8	3	1			19
43	LEMAN, Jay	g	2	4	2	2	0	0	6	3				20
45	MONTAGUE, Ken		0	1	0	0	2	0	0					7
23	SEEMANN, Mitch		0	0	0	0	0	0	0					1
31	ADAMEK, Mitchell		0	2	0	0	3	1	0					8
34	BOYLE, DAN		0	1	0	0	1	0	0					4
							18							
TEAM REBOUNDS (Included in Totals)							0							
TOTALS			22	40	4	5	18	10	48	11	5	1	0	100

FG %: 1st Half.5552nd HalfGameDeadball

FT %: 1st Half.8002nd HalfGameRebounds1

No.	FLORIDA STATE		FG	FGA	FT	FTA	REB	PF	TP	A	TO	BLK	S	MIN
10	XXXXXXXXX ARNOLD, Rodney	f	3	6	5	6	2	0	11	2				16
34	BROWN, Murray	f	5	6	1	1	2	2	11		1			14
42	ROLLE, Elvis	c	5	8	1	2	5	1	11	1	2	2		20
22	DILLARD, Mickey	g	4	6	2	2	1	0	10	1	4			18
23	JACKSON, Tony	g	0	2	0	0	1	2	0	4	3			18
54	TOOKES, Pernelle		0	1	0	0	2	0	0					6
11	PARKS, Bobby		0	1	0	0	0	3	0	1	2			8
							13							
TEAM REBOUNDS (Included in Totals)							1							
TOTALS			17	30	9	11	14	8	43	9	12	2	0	100

FG %: 1st Half.5672nd HalfGameDeadball

FT %: 1st Half.8182nd HalfGameRebounds1

SECOND HALF PLAY-BY-PLAY

FLORIDA STATE vs. TOLEDO, March 7, 1980, Diddle Arena, Bowling Green, Ky.

Time	FS-UT Score	FSU Adv	Florida State Play	Toledo Play
Tip controlled by Rolle				
19:45	45-48	-3	Rolle, 8 left side turnaround	
19:28	45-50	-5		Miller, 12 turnaround; asst Selgo
18:52	47-50	-3	Arnold, layup drive left side	Arnold, layup drive left side
18:39	47-52	-5		Selgo, 22 right side
18:28	49-52	-3	Brown, layup; asst Jackson	
18:12	49-53	-4		Miller 2 ft (Rolle--2)
17:56	51-53	-2	Arnold, layup left; asst Jackson	
17:38	51-55	-4		Swaney, 10 hook
17:17	53-55	-2	Rolle, follow	
16:57	53-57	-4		Knuckles, 12 right side bank
16:41				<u>TIME OUT--1</u>
16:27	53-59	-6		Knuckles, 5 right baseline
16:14	55-59	-4	Brown, 4 drive right side; asst Arnold	
16:00				Common foul (Dillard--1)
15:43			Common foul (Miller--4)	
15:32	57-59	-2	Arnold, 6 follow left front	
14:53	57-61	-4		Swaney, 12 left baseline
14:27	59-61	-2	Dillard, layup; asst Jackson	
13:51	61-61	t7	Brown, layup; asst Jackson	
13:35				Common foul (Rolle--3)
13:27	61-63	-2		Selgo, 18 left side
13:17				Offensive foul (Rolle--4)
12:47	61-65	-4		Miller, 10 left side turnaround
12:14	61-67	-6		Swaney, follow
11:46	63-67	-4	Jackson, 18 left side; asst Parks	
11:30				Common foul (Tookes--1)
11:11				Common foul (Brown--3)
11:07	63-69	-6		Selgo, 18 left side; asst Lehman
10:46	64-69	-5	Dillard 2 ft (Swaney--4)	
10:21	66-69	-3	Dillard, follow	
9:54	68-69	-1	Brown, layup; asst Dillard	
9:32	68-71	-3		Knuckles, 15 right side; asst Miller
9:26			<u>Official Time Out</u>	
9:19			Common foul (Lehman--1)	
9:12	70-71	-4	Arnold, follow	
9:12	71-71	t8	Arnold 1 ft (Adamak--2)	
8:54	71-73	-2		Miller, 8 right side
8:48			Common foul (Miller--5)	
8:25	73-73	t9	Arnold, drive left baseline	
8:04	75-73	2	Dillard, layup left	
8:04	76-73	3	Dillard 1 ft (Adamak--2)	
8:04				<u>TIME OUT--2 (before ft)</u>
7:47				Offensive foul (Arnold--1)
7:37	76-75	1		Swaney, 20 front
6:46	76-77	-1		Swaney, 18 left key; asst Lehman
5:44	76-79	-3		Knuckles, 14 right side
5:29			<u>TIME OUT--2</u>	
4:57	76-80	-4		Swaney 2 ft (Tookes--2)
4:03	78-80	-2	Brown, layup	
3:40	78-82	-4		Lehman 1-1 ft (Jackson--3)
3:16	78-84	-6		Swaney, layup left side
3:00	80-84	-4	Arnold, layup left	
2:58				<u>TIME OUT--3</u>
2:47	82-84	-2	Arnold, layup after steal	
2:47	83-84	-1	Arnold 1 ft (Knuckles--3)	
2:39	85-84	1	Dillard, layup after steal	
2:22	85-86	-1		Selgo, 18 right baseline; asst Lehman
1:49	87-86	1	Brown, 8 turnaround left; asst Arnold	
1:19	89-86	3	Dillard, drive right baseline	
1:04			<u>TIME OUT--3</u>	
0:47	91-86	5	Brown, layup left	Brown, layup left
0:47	92-86	6	Brown 1 ft (Selgo--2)	Brown, 1 ft (Selgo--2)
0:38	92-87	5		Swaney 2 ft (Dillard--2)
0:20	94-87	7	Arnold 1-1 ft (Selgo--3)	
0:12	94-89	5		Selgo, 22 front; asst Lehman
0:12				<u>TIME OUT--4</u>
0:09	-----		Parks 1-1 ft (Selgo--4)	
0:02	94-91	3		Lehman, layup down lane
0:01				<u>TIME OUT--5</u>

Final score: Florida State 91, Toledo 91; game tied nine times; lead changed hands 13 longest Florida State lead seven (94-87); longest Toledo lead eight (42-34).