



# metro

The Official Magazine of the Metro Conference





# ter



Florida State basketball will take its exciting "floor show" to the spacious Tallahassee — Leon County Civic Center beginning with the 1981-82 season. You'll want to get in on all the action as the Seminoles will face some of the better teams in the country. Then, the 1982-83 will offer fans what many consider to be the best post-season tournament in the nation — the Metro Conference Championships. So get set, Seminole basketball and much, much more will be coming your way shortly.

# action

 Tallahassee • Leon County  
**CIVIC CENTER**

## 1980-81 FLORIDA A & M UNIVERSITY

No.	Name	Pos.	Ht.	Wt.	Cl.	Hometown
10	Luther Ray Sandifer	G	6-2	185	Fr.	Ft. Pierce, FL
11	Kevin Bailey	F	6-5	190	Fr.	Detroit, Michigan
12	Isaac Brown	G	5-10	180	Jr.	Folkston, GA
15	Thaddeus Bruce	G	6	170	Sr.	Tallahassee, FL
20	Alex Bunion	G	6	175	Jr.	Havana, FL
22	Bobby Harper	F	6-4	175	Jr.	Waterproof, FL
24	Anthony Knighton	F	6-6	200	So.	Cuthbert, GA
25	Raymond Robertson	G	6-3	190	Jr.	Newport News, VA
33	Paul Adderley	F	6-7	200	Jr.	Miami, FL
35	Paul Grady	F	6-6	195	Sr.	Brooklyn, NY
40	Gary Townsend	F	6-6	205	Jr.	Flint, Michigan
42	Walter "Pete" Taylor	F	6-7	200	Sr.	Waycross, GA
45	Darryl Spence	G	6-5	195	Jr.	Detroit, Michigan
52	Michael Toomer	C	6-8	205	Fr.	Ft. Pierce, FL
54	Larry Broner	C	6-7½	200	Fr.	Albany, GA

Head Coach: James "Josh" Giles  
Assistants: Tony Fields, Zip Summers

President: Dr. Walter L. Smith  
Athletic Director: Roosevelt Wilson, Interim



# SPORTS INFORMATION

200 TULLY GYM • TALLAHASSEE FL 32306 • 904-644-4038

WRITTEN FOR USE AS DESIRED

FLORIDA A&M  
vs.  
FLORIDA STATE  
7:30 p.m.  
Tully Gym  
Tallahassee, Florida

Feb. 21, 1981

THE GAME--What a game this should be. In-town rivals, the final game for seven Florida State seniors and the last collegiate game ever to be played in Tully Gym. LATELY--Prior to tonight's game the Seminoles were defeated 83-70 at South Carolina to run their season's record to 13-10. The Rattler's have fared better of late, capturing their last four of six ballgames. A&M's latest victory was a 60-51 win over Bethune-Cookman Thursday in Tallahassee to make their season's report card read 15-9.

THE LAST MEETING--Florida State holds a 1-0 series advantage winning last season's contest 101-63 at Tully in the Seminoles first game of the year. High scorer for the Tribe was Elvis Rolle who hit a career high 32 points playing in his first game with FSU.

WE'LL MISS YA--Tonight's contest will mark the last time seven Florida State players will have the opportunity to perform before the home town crowd. Playing in their final game are starters Elvis Rolle, Kris Anderson, Bobby Parks and Mickey Dillard and reserves Derek Groomes, Scott Matchett and Donnie Kuhl. Several of the players hold or are nearing Florida State records (see JUST WONDERING).

A STORY IN A STORY--If it wasn't enough to play A&M and lose many popular seniors, this will be the final game for Tully Gym. In nearly 16 seasons, FSU has gone 157-20 (.887) on the friendly home court. The longest FSU win streak at home was between the 1972-73 season and 1974 when Tully provided the victories in 38 of 39 games played across nearly three seasons. The Gym has witnessed two forfeits (South Carolina and Memphis State), a record setting 89 feet three inch hurl by Virginia Tech's Les Henson and pro players Dave Cowens, Miami's Rick Barry and Jacksonville's Artis Gilmore. Tully coaches have included Bud Kennedy (1948-66; 234-208), Hugh Durham (1966-78; 230-95) and currently Joe Williams (1978- ; 54-28). The first game was played Dec. 13, 1956 in an 83-74 loss to Texas A&M. Classic confrontations have been played between Jacksonville, Florida, Miami and more recently Metro foe Louisville. The first FSU player to tally a basket was Shad Hilaman and the last.....? The Seminoles begin play in the Leon County Civic Center next season.

THE COACHES--The Seminoles are led by third year mentor Joe Williams (SMU '56) who has a 288-176 record in 16 plus seasons of coaching. Williams previous stints have been at Jacksonville (1964-70; 92-61) and Furman (1970-78; 142-87). With the Seminoles, Williams is 54-28 in two plus seasons. The Rattlers are guided by second year mentor Josh Giles. In nearly two season's with A&M, Giles

has compiled a 22-31 record. Prior to accepting the Rattler coaching assignment, Giles was head coach at Shaw College amassing a 127-42 report card. Giles eight year coaching ledger reads 134-64.

THE LINEUPS--Florida State

Florida A&M

20 James Bozeman (6-5, Jr. 10.2/4.0)	F 42 Pete Taylor (6-6, Sr. 17.1/8.5)
43 Kris Anderson (6-9, Sr. 9.6/7.1)	F 33 Paul Adderley (6-6, Jr. 8.7/5.3)
42 Elvis Rolle (6-11, Sr. 15.5/8.3)	C 52 Michael Toomer (6-7, Fr. 2.1/1.5)
11 Bobby Parks (5-11, Sr. 6.7/2.0)	G 45 Darryl Spence (6-5, Jr. 16.1/4.3)
22 Mickey Dillard (6-3, Sr. 18.2/3.7)	G 12 Isaac Brown (5-10, Jr. 4.6/1.4)

JUST WONDERING--Many of the Florida State seniors playing tonight have their names in the Florida State record book. Guard Mickey Dillard is listed in games played (110, first), field goals (607, second behind Harry Davis 640), field goals attempted (1180, sixth behind Reggie Royals 1181) and points scored (1638, second behind Jim Oler 1820). Forward Kris Anderson is listed in games (102, seventh behind Wayne Smalls 104) and rebounds (664, eighth behind Harry Davis 734). Guard Bobby Parks also finds his name in the record book listed in games played (92, eighth behind Anderson).

THE OFFICIALS--Tonight's referee is Ken Lauderdale and the umpires are Cliff Flynn and John Russel.

NEXT--Florida State will enjoy a weeks rest before playing back-to-back games against Memphis State (Sat. Feb. 28 at Memphis) and Marquette (Mar. 1 at Tampa) closing out the regular season. The Metro Conference Tournament begins Mar. 5, at Louisville. Florida A&M has one game remaining on the schedule, a Feb 26, meeting against Alcorn State in Gaither Gym.

Lauderdale A&M Univ.	FG	FGA	FT	FTA	REB			PF	TP	A	TO	BLK	S	MIN
					O	D	T							
te Taylor	6	17	3	5	2	2	4	5	15	3	3	0	1	26
l Adderley	6	12	2	4	4	3	7	4	14	0	1	0	1	34
by Harper	0	2	0	0	0	1	1	4	0	1	1	0	1	17
ell Spence	7	15	3	7	5	2	7	4	17	1	4	0	0	40
ac Brown	3	4	1	3	0	1	1	5	7	1	2	0	2	33
l Grody	5	11	5	9	1	2	3	1	15	0	0	0	2	25
y Townsend	3	6	1	4	4	3	7	4	7	0	0	0	1	8
hael Toomer	0	1	0	0	0	0	0	1	0	0	0	0	0	3
x Bunion	1	2	0	0	0	0	0	2	2	0	2	0	0	7
her Ray Sandifer														
in Bailey	0	0	0	0	0	0	0	2	0	0	0	0	0	3
henu Kintehon	0	2	2	2	0	0	0	0	2	0	0	0	0	4
ddelus Bruce														
y Brenner														
REBOUNDS (Included in Totals)					0	1	1							
ALS	31	72	17	34	16	15	31	32	79	6	13	0	8	200
Game		FG 43%		FT 50%		11		Deadball Rebounds						
1st Half		FG 37%		FT 46%										
2nd Half		FG		FT										
S: Lauderdale; Russell M'Grath					SCORE BY PERIODS					1st H.	2nd H.	OT	OT	FINAL
Fouls: Adderley & Taylor (F&M)					Florida State U.					49	43			92
					Florida A&M U.					32	47			79



FOR FSU: BOZEMAN, ANDERSON, ROLLE, PARKS, DILLARD  
 FOR FAMU: TAYLOR, ADDERLEY, HARPER, SPENCE, BROWN

Tully Gym  
 Tallahassee, Florida

## FIRST HALF

TIME	FLORIDA STATE	SCORE	FLORIDA A & M
19:31	Parks pfl	0 2	Brown jumper
19:31		0 2	Brown misses 1 of 1
19:04	Bozeman 10 ft. jumper	2 2	
18:30		2 2	Adderley technical
18:30	Dillard misses shot	2 2	
18:20		2 2	Taylor pfl
18:14	Dillard 10 ft. jumper	4 2	
17:45		4 4	Brown 20 ft. jumper
17:36		4 4	Harper pfl
17:36	Bozeman makes 2 of 2	6 4	
17:26		6 4	Taylor pf2
17:26		6 4	Taylor technical
17:26	Dillard makes shot	7 4	
17:12	Anderson pfl	7 4	
17:00		7 6	Adderley layup
16:53	Anderson 25 ft. jumper	9 6	
16:44		9 8	Adderley 5 ft. jumper
16:34	Rolle dunk	11 8	
15:40	Rolle pfl	11 8	
14:44		11 8	Spence pfl
14:44	Dillard makes 2 of 2	13 8	
14:29	Parks pf2	13 8	
14:02	Dillard layup	15 8	TIME OUT
13:36	Arnold pfl	15 8	
13:36		15 9	Adderley makes 1 of 2
12:58	Arnold pf2	15 9	
12:58		15 10	Townsend makes 1 of 2
12:48		15 10	Townsend pfl
12:48	Bozeman makes 1 of 2	16 10	
12:36		16 12	Townsend 20 ft. jumper
12:10	Bozeman 5 ft. jumper	18 12	
11:44		18 14	Taylor 20 ft. jumper
11:25	Arnold 15 ft. jumper	20 14	
11:13		20 14	Townsend pf2
11:13	Rolle misses 1+	20 14	
11:10	Bozeman tip in	22 14	Townsend pf3
11:10	Bozeman makes 1 of 1	23 14	
10:51	Bozeman pfl	23 14	
10:51		23 14	Townsend misses 1+
10:26		23 16	Brown 20 ft. jumper
10:08	Gilmore pfl TIME OUT	23 16	
10:08		23 17	Taylor makes 1 of 1
9:59		23 17	Brown pfl
9:59	Arnold makes 2 (1+)	25 17	
9:50		25 17	Townsend pf4
9:50	Gilmore makes 2 (1+)	27 17	
9:01	Gilmore pf2	27 17	
9:01		27 18	Taylor makes 1 of 2
8:52		27 18	Taylor pf3
8:52	Dillard makes 2 of 2	29 18	
8:29	Bozeman layup	31 18	
7:44		31 20	Spence jumper
7:17		31 20	Adderley pfl (TIME OUT)
7:17	Dillard makes 1 (1+)	32 20	
6:29	Bozeman 10 ft. jumper	34 20	
6:09		34 22	Bunion 20 ft. jumper
5:17		34 24	Spence jumper
4:51		34 24	Spence pf2
4:24	Rolle jumper	36 24	
4:12		36 26	Spence jumper
3:57	Anderson jumper	38 26	
3:39	TIME OUT	38 26	
3:19		38 26	Harper pf2
3:19	Dillard misses 1+	38 26	
3:17	Anderson dunk	40 26	
3:02		40 26	Harper pf3
3:02	Rolle misses 1+	40 26	
3:01	Groomes pfl	40 26	
3:01		40 28	Knighton makes 2 of 1+
2:57	Bozeman layup	42 28	<del>K</del> Bailey pfl
2:57	Bozeman makes 1 of 1	43 28	

## FIRST HALF

TIME	FLORIDA STATE	SCORE		FLORIDA A & M
1:57	Rolle tip in	45	28	
1:29		45	28	Toomer pf1
1:29	Groomes makes 2 of 2	47	28	
1:17		47	30	Spence 10 ft. jumper
1:17	Arnold pf3	47	30	
1:17		47	30	Spence misses 1 of 1
:47		47	32	Brown 15 ft. jumper
:09		47	32	Bailey pf2
:09	Rolle misses 1+	47	32	
:03	Anderson tip in	49	32	
	FLORIDA STATE	49	32	FLORIDA A & M

END OF FIRST HALF

OFFICIAL METRO CONFERENCE  
BASKETBALL BOX SCORE

Date 2/21/81 Site Tallahassee, Fla. rally  
Attendance \_\_\_\_\_

No.	Florida State Univ.	FG	FGA	FT	FTA	REB			PF	TP	A	TO	BLK	S	MIN
						O	D	T							
20	James Bozeman	6	7	5	6			2	1	17					
43	Kris Anderson	4	7	0	0			9	1	8					
42	Elvis Rolle	2	4	0	3			6	1	4					
11	Bobby Parks	0	0	0	0			0	2	0					
22	Mickey Dillard	3	4	6	9			0	0	12					
10	Rodney Arnold	1	1	2	2			1	3	4					
35	Cren Gilmore	0	0	2	2			0	2	2					
15	Derrick Groomes	0	0	2	2			1	1	2					
54	Pernell Tookes														
12	Ed Young														
24	Grea Collinsworth														
3	Steve Dillard														
32	Scott Matchett														
33	Donnie Kuhl														

TEAM REBOUNDS (Included in Totals)						3									
TOTALS		16	23	17	24	22	11	49	7	13	1	1			

Game FG FT 5 Deadball Rebounds  
PERCENTAGES: 1st Half FG 70% FT 71%  
2nd Half FG FT

No.	Florida A&M Univ.	FG	FGA	FT	FTA	REB			PF	TP	A	TO	BLK	S	MIN
						O	D	T							
42	Pete Taylor	1	4	2	4			0	3	4					
33	Paul Adderley	2	7	1	2			3	1	5					
22	Bobby Harper	0	2	0	0			1	4	0					
45	Darrell Spence	5	11	0	1			4	2	10					
12	Issac Brown	3	4	0	1			0	1	6					
35	Paul Grady	0	1	0	0			1	0	0					
40	Garu Townsend	1	1	1	3			1	4	3					
52	Michael Toomer	0	1	0	0			0	1	0					
20	Alex Bunion	1	2	0	0			0	0	2					
10	Luther Ray Sandifer														
11	Kevin Bailey	0	0	0	0			0	2	0					
24	Anthony Knighton	0	2	2	2			0	0	2					
15	Thaddeus Bruce														
54	Larry Broder														

TEAM REBOUNDS (Included in Totals)						1									
TOTALS		13	35	6	13	11	18	32	3	10	0	5			

Game FG FT 5 Deadball Rebounds  
PERCENTAGES: 1st Half FG 37% FT 46%  
2nd Half FG FT

OFFICIALS: <u>Lauderdale; Russell; McGrath</u>		SCORE BY PERIODS		1st H.	2nd H.	OT	OT	FINAL
Technical Fouls: _____		Florida State U.		49				
Notes: _____		Florida A&M U.		33				



# National Collegiate Athletic Association

## BASKETBALL SHOT CHART

First Half

## Second Half

(Circle one)

## Layups

Team f.s.d.Team + , H, M, U.

Attempted 23

Made 15

Percentage 65%

## Turnovers

T

9

-5-

→

5



4

—a



—  
—

—T

 $\frac{1}{2}$ 

—T

—

—T—

— 0  
— 7

—

10

10

Attempted 35

Made 13.

Percentage 37%

## Layups

35

## SECOND HALF

TIME	FLORIDA STATE	SCORE	FLORIDA A & M
19:48	Anderson pf2	49 32	
19:46		49 34	Taylor 10 ft. jumper
18:05	TIME OUT	49 36	Adderley 10 ft. jumper
17:04	Bozeman pf2	49 38	Taylor 10 ft. jumper
17:04		49 39	Taylor makes 1 of 1
16:57	Rolle dunk	51 39	
16:26	Dillard layup	53 39	
16:12	Bozeman pf3	53 39	
15:55		53 41	Taylor 15 ft. jumper
15:46		53 41	Brown pf2
14:46	Rolle makes 1 of 2	54 41	
15:34	Rolle pf2	54 41	
15:34		54 43	Spence makes 2 of 2
15:12		54 43	Spence pf3
14:48	Rolle pf3	54 43	
14:32	Bozeman pf4	54 43	
14:32		54 44	Adderley makes 1 of 2
14:14	Anderson 15 ft. jumper	56 44	
13:41		56 46	Spence 10 ft. jumper
13:05		56 46	Brown pf3
13:05	Parks makes 2 of 2	58 46	
12:43		58 48	Spence 15 ft. jumper
12:04	Dillard layup	60 48	
11:34	Dillard pf1	60 48	
11:34		60 49	Brown makes 1 of 2
11:16		60 49	Taylor pf4 TIME OUT
11:03	Rolle dunk	62 49	
10:29		62 51	Taylor 8 ft. jumper
10:20	Rolle layup	64 51	
9:58		64 53	Taylor tip in
9:43	Anderson 15 ft jumper	66 53	
9:22	Parks pf3	66 55	Grady jumper
9:22		66 56	Grady makes 1 of 1
9:04		66 58	Grady layup
8:38		66 58	Adderley pf2
8:19	Parks 5 ft. jumper	68 58	
8:09		68 60	Grady jumper
7:51		68 60	Adderley pf3
7:33	Anderson jumper	70 60	
7:18		70 62	Adderley jumper
7:04	Anderson jumper	72 62	Brown pf4
7:04	Anderson misses 1 of 1	72 62	
6:55	Bozeman pf5	72 62	
6:55		72 63	Grady makes 1 of 2
5:44	TIME OUT	72 65	Grady jumper
4:48		72 65	Taylor pf5
4:48	Rolle misses 1+	72 65	
4:44	Rolle pf4	72 65	
4:44		72 65	Townsend misses 1+
4:20	Rolle tip in	74 65	
4:07	Dillard pf2	74 65	
4:07		74 65	Grady misses 2 of 2
3:25		74 67	Grady jumper
3:05	Dillard jumper	76 67	
2:53		76 69	Adderley tip in
2:46	Arnold layup	78 69	TIME OUT
2:30	Parks pf4	78 69	
2:30		78 70	Spence makes 1 (1+)
2:04	Rolle dunk	80 70	
1:47	Dillard pf3	80 70	
1:47		80 71	Grady makes 1 of 2
1:46		80 71	Brown pf5
1:46	Dillard makes 1 (1+)	81 71	
1:35		81 73	Townsend 10 ft. jumper
1:25		81 73	Adderley pf4
1:25	Arnold makes 2 (1+)	83 73	
1:02	Dillard pf4	83 73	
1:02		83 73	Spence misses 2 of 2
:55		83 73	Bunion pf1
:55	Arnold makes 1 of 2	84 73	
:41	Dillard layup	86 73	Bunion pf2

CONT.....



## SECOND HALF

TIME	FLORIDA STATE	SCORE		FLORIDA A & M
:41	Dillard	86	73	
:40	Rolle pf5	86	75	Grady makes 2 (1+)
:39		86	75	Spence pf4
:39	Arnold makes 1 of 2	87	75	
:33	Anderson tip in	89	75	
:24		89	77	Adderley tip in
:13	Anderson dunk	91	77	Grady pfl
:13	Anderson makes 1 of 1	92	77	
:01		92	79	Townsend tip in
	FLORIDA STATE	92	79	FLORIDA A & M

END OF GAME

# National Collegiate Athletic Association

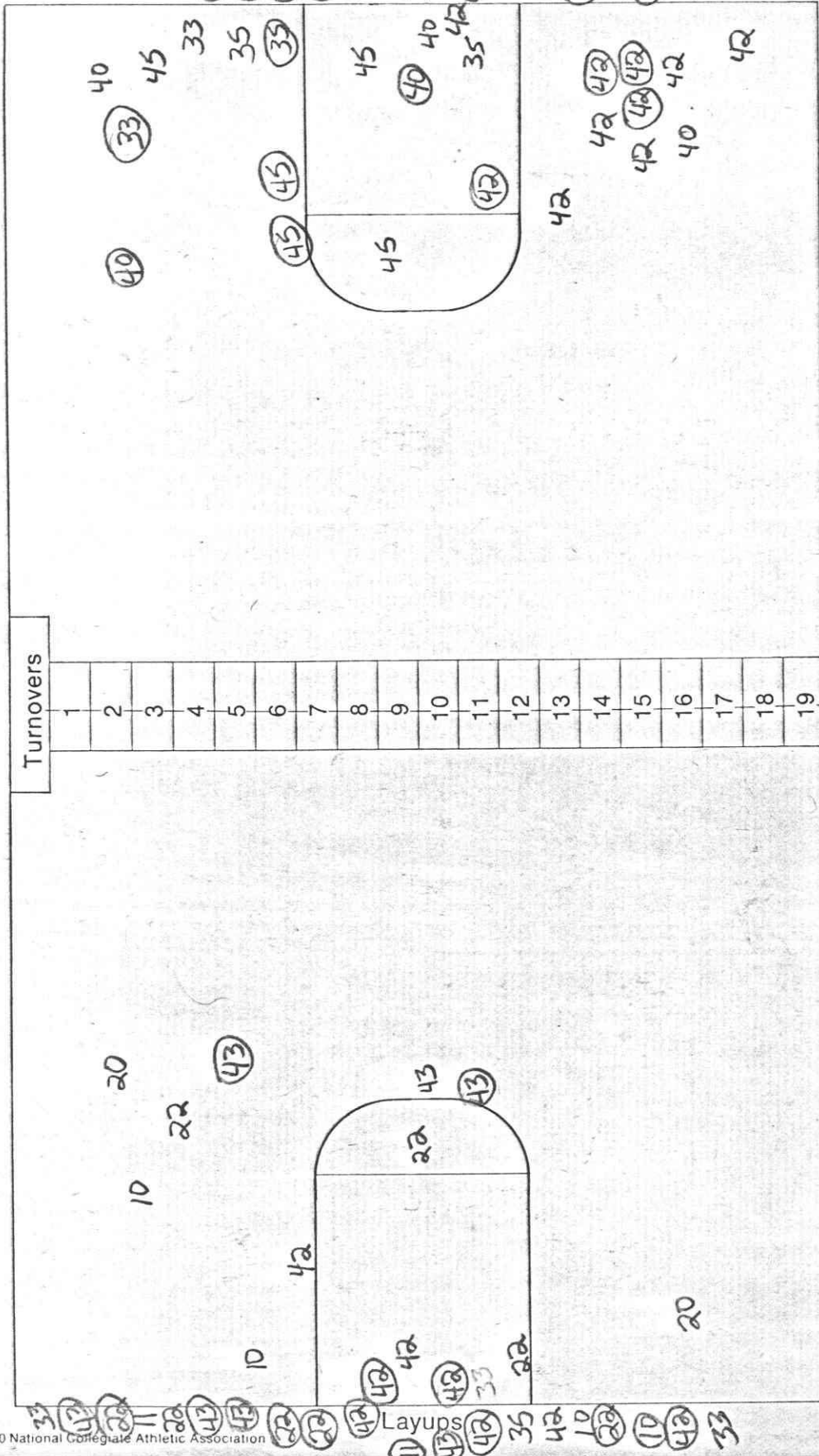
## BASKETBALL SHOT CHART

### First Half

Second Half

(Circle one)

## Layups



Attempted 37

Made 17

Percentage \_\_\_\_\_

Attempted 34

Made 17

Percentage \_\_\_\_\_