

FILE COPY — DO NOT REMOVE

\$1.00



Basketball Championship
March 5-7 Louisville, Ky.

Cincinnati
Florida State
Louisville
Memphis State
St. Louis
Tulane
Virginia Tech

METRO CHAMPIONSHIP GAMES

Expect the Unexpected

BY RUSS KIRK
Metro Editor

Conference post-season tournaments: some love 'em, others hate 'em.

Although there are a few dissenters in the Metro Conference, the post-season championships are here to stay. And fortunately, the five previous Metro tournaments—especially the championship games—have been contests that have left lasting impressions.

"At tournament time you should be playing well," Florida State coach Joe Williams has said. "For some players, this time of the season is their best and it should be."

If history is to repeat itself this year,

expect the unexpected.

"The tournament's a plus," Darrell Griffith, former Louisville great and the Metro's Most Outstanding Player on its five-year all-star team, said. "It comes in handy for teams that don't have the good records. You know, they come in 12-10 or 16-14 and really haven't put things together yet. The tournament is a great second chance."

Remember, then...

1976: Bearcats Win, A First

Louisville coach Denny Crum must have had some powerful insight as the Metro Six Conference came into being. "I've said it before and I'll say it again, there won't be a tougher league in the

country than the Metro Six," Crum stated.

Little did the Louisville head man know just how tough it would be. In the first Metro tournament played at Freedom Hall in Louisville, Crum's Cardinals, seeded second and receiving a first-round bye into the semifinals, were upset by third-seeded Memphis State, 87-76. Dexter Reed, who would later be named the MVP of the tournament, scored 25 points and grabbed six rebounds for the upstart Tigers of then-coach Wayne Yates.

"Dexter always seemed to play well against Louisville and I'm sure his enthusiasm rubbed off on the rest of the team," Yates said. "We couldn't have

1976 CHAMPIONSHIP

CINCINNATI 103, MEMPHIS STATE 95

CINCINNATI

	fg-fga	ft-fta	reb	pf	tp
Jones	5-10	3-4	4	4	13
Cummings	11-17	1-3	11	3	23
Miller	6-8	3-3	8	5	15
Collier	3-9	0-0	1	3	6
Williams	8-19	1-1	9	3	17
Yoder	3-7	6-6	1	3	12
Ward	2-5	0-0	4	5	4
Artis	1-3	2-2	2	1	4
Kamstea	2-5	5-6	3	1	9
Team Reb.			2		
TOTALS	41-83	21-25	45	28	103


MEMPHIS STATE

	fg-fga	ft-fta	reb	pf	tp
Hillard	11-15	2-3	12	1	24
Cook	3-10	6-6	2	5	12
Washington	0-0	0-0	3	2	0
Wright	5-13	0-1	4	3	10
Reed	12-23	6-7	4	2	30
Jones	6-7	0-0	2	0	12
Gunn	1-7	1-3	10	4	3
Butcher	0-0	0-0	0	0	0
Wilson	1-3	2-4	4	2	4
Kilzer	0-1	0-0	1	1	0
Hancock	0-0	0-0	0	1	0
Team Reb.			3		
TOTALS	39-79	17-24	45	21	95

Cincinnati 43 60-103

Memphis St. 37 58-95

SHOOTING PERCENTAGES: FG--Cincinnati .494, Memphis State .494; FT--Cincinnati .840, Memphis State .708. ATTENDANCE: 7,157.



Memphis State's Dexter Reed (R) was the Metro's first tournament MVP after scoring 65 points in three games, including 30 in the Tigers' 103-95 loss to Cincinnati in the tourney's championship game.


1977 CHAMPIONSHIP

**CINCINNATI 74,
GEORGIA TECH 61**

CINCINNATI					
	fg-fga	ft-fsa	reb	pf	tp
Williams	0-3	0-0	3	4	0
Jones	5-7	9-9	11	3	19
Miller	9-12	3-10	15	3	21
Collier	4-7	1-2	1	3	9
Yoder	5-13	8-12	4	3	18
Fazekas	0-1	2-2	1	3	2
Lee	2-4	1-6	2	1	5
Hemans	0-1	0-1	0	1	0
Shoemaker	0-0	0-1	0	0	0
Cabbell	0-0	0-0	0	1	0
Team Reb.			2		
TOTALS	25-48	24-43	39	22	74

GEORGIA TECH					
	fg-fga	ft-fsa	reb	pf	tp
Foster	1-11	1-1	8	4	3
Brown	7-17	2-2	6	5	16
Wood	2-7	0-0	6	5	4
Smith	6-11	4-4	3	4	16
Schnitzer	0-1	2-2	1	4	2
Allgood	1-3	4-6	9	3	6
Noyes	0-1	0-1	1	0	0
Horton	2-12	4-4	9	3	8
Mann	0-2	0-0	1	1	0
Morrison	1-3	2-2	1	2	4
Nidiffer	0-1	2-2	0	1	2
Team Reb.			3		
TOTALS	20-69	21-24	48	32	61
Cincinnati		39	35-74		
Georgia Tech		22	39-61		

SHOOTING PERCENTAGES: FG-Cincinnati .521, Georgia Tech .222; FT-Cincinnati .558, Georgia Tech .875. ATTENDANCE: 8,431.



Cincinnati's Gary Yoder (R) hit two free throws in the final seconds as the Bearcats won the 1977 tournament championship, 74-61. Yoder finished the tournament with 55 points -- and the MVP trophy.

played better."

Despite a 30-point performance by Reed in the finals, the Tigers were defeated by Cincinnati, 103-95. Five players scored in double figures for the Bearcats. Pat Cummings, now a reserve forward for the Milwaukee Bucks, tallied a team-high 23 points while Brian Williams added 17, Bob Miller 15, Mike Jones 13 and Gary Yoder 12 for the Bearcats.

As the champion of the Metro tournament, Cincinnati received an automatic bid to the NCAA playoffs, but was defeated by Notre Dame, 79-78, on a last second shot. Memphis State also received a bid to the NCAA tournament,

but lost a first-round game to Pepperdine, 87-77. Louisville was invited to the NIT, but lost to Providence, 73-67.

1977: Cincinnati and 2 In A Row

Led by sharp-shooting guard, Gary Yoder, the Bearcats eased by their first-round and semifinal games before coasting in the championship game. The Bearcats were seeded second to

Louisville, but met Georgia Tech in the tournament finals after Tech had upset the Cardinals, 56-55, in the semifinals.


Yoder was the point guard in UC's double-post offense and was expected to be a playmaker. Instead, Yoder became a scorer on the strength of his shooting accuracy. He tied a Cincinnati record held by Oscar Robertson for consecutive field goal attempts without a miss (11) and set a new school record by hitting

Continued

Expect the Unexpected Continued

THE FIFTH QUARTER RESTAURANT

Lunch
11:00 - 2:00 Mon.-Fri.



Dinner
Every Night from 5 p.m.

The Best of the Beef

Only the finest cuts of aged and tender beef, expertly prepared, to give you the best steaks and prime rib this city has to offer. Served with a 21-item salad bar, freshly baked bread, and your choice of your favorite beverages. The warm and inviting atmosphere, the gracious and friendly service, and the comfortable convenience of it all make you want to come back again and again. The Fifth Quarter is the best of the beef.

Fifth Quarter
Louisville's finest steakhouse



1241 Durrett Lane
361-2363

KENTUCKY BEARINGS SERVICE INCORPORATED

Ball and Roller Bearings

POWER TRANSMISSION DISTRIBUTOR:

**WE CAN SOLVE YOUR
MAINTENANCE REQUIREMENTS**

1524 Algonquin Pkwy., P. O. Box 34488
Louisville, Ky. 40232
(502) 636-2571

30 straight free throws.

In the tournament, Yoder led the Bearcats in scoring in wins over St. Louis, 76-68 (19 points) and in a 68-67 triumph over Memphis State, (18 points). In the finals against Georgia Tech, Yoder tallied 18 points.

As the Metro Tournament champion, Cincinnati advanced to NCAA play for the second straight year. And for the second time, the Bearcats lost in the first round, this time to the eventual NCAA champion, Marquette, 66-51.

Despite its upset loss in the semifinals, Louisville also received a

1978 CHAMPIONSHIP

LOUISVILLE 94, FLORIDA STATE 93

	LOUISVILLE				
	fg-fga	ft-fta	reb	pf	tp
Wilson	12-15	4-5	3	5	28
Griffith	5-16	0-0	5	5	10
Gallon	10-16	5-7	5	0	25
Turner	7-10	3-4	5	1	17
Williams	1-4	0-1	7	2	2
Branch	5-8	0-0	0	2	10
Smith	0-0	0-0	1	0	0
Burkman	1-1	0-0	0	0	2
Team Reb.			2		
TOTALS	41-70	12-17	28	15	94

	FLORIDA STATE				
	fg-fga	ft-fta	reb	pf	tp
Thompson	7-10	0-0	5	3	14
Davis	4-12	2-2	6	3	10
Anderson	9-12	0-0	4	3	18
Jackson	5-8	4-4	1	3	14
Harris	11-19	2-2	9	3	24
Dillard	6-10	1-2	2	5	13
Brown	0-0	0-0	1	0	0
Mann	0-0	0-0	0	1	0
Smith	0-0	0-0	0	1	0
Team Reb.			4		
TOTALS	42-71	9-10	32	22	93
Louisville		53		41-94	
Florida State		48		45-93	

SHOOTING PERCENTAGES: FG--Louisville .586, Florida State .591; FT--Louisville .706, Florida State .900. ATTENDANCE: 10,267.

NCAA bid, but lost to UCLA, 87-79, in the first round.

Memphis State was the third Metro team invited to post-season tournament action, but lost its first-round game in the NIT, 80-63, to Alabama.

1978: A Classic

"The Florida State game is the game I remember the most. It was just a well-played basketball game," said former Louisville great Darrell Griffith.

Then-Seminole head coach Hugh Durham, goes Griffith one further. "There was a lot of heart out there on both sides. We wouldn't quit and they wouldn't quit. It was just a great basketball game."

The Cardinals won their first Metro Tournament championship when Roger Burkman, a little-used freshman, hit a long jumper with just 0:02 seconds remaining.

But it was the performance of Louisville's Rick Wilson that will be remembered. "Without Rick Wilson we wouldn't have won the tournament. He played well throughout the tournament, but what stands out in my mind was the game he had in the finals," Louisville coach Denny Crum remembered.

Wilson finished with 28 points against the Seminoles before fouling out. In the first half, however, he was a perfect 8-for-8 from the field as Louisville opened a 5-point halftime advantage, 53-48.

In the second half, the Seminoles caught the Cardinals and the two teams battled on even terms until Burkman settled the issue.

Louisville advanced to the NCAA playoffs, and became the first Metro team to win a playoff contest. In the first round, Louisville defeated St. John's, 76-68. The Cardinals, then suffered a heartbreaking, 90-89 double overtime loss to DePaul in the second round.

Florida State also was invited to playoff action, but lost in the first round to Kentucky, the eventual NCAA champions, 85-76.

'1979: Virginia Tech, Who?

"The Phantom of the Metro," is what St. Louis coach Ron Ekker had said of Virginia Tech, the new kid on the Metro block. The Hokies were an unknown quantity coming in their first year.

1979 CHAMPIONSHIP

VIRGINIA TECH 68, FLORIDA STATE 60

VIRGINIA TECH					
	fg-fga	ft-fta	reb	pf	tp
Henson	4-7	4-4	6	3	12
Robinson	2-6	6-6	9	3	10
Solomon	7-11	7-7	9	3	21
Ashford	3-8	5-9	1	1	11
Reid	5-11	2-2	4	3	12
Price	1-2	0-0	1	2	2
Scott	0-0	0-0	0	0	0
Team Reb.			1		
TOTALS	22-45	24-28	31	15	68

FLORIDA STATE					
	fg-fga	ft-fta	reb	pf	tp
Bozeman	1-9	0-0	6	4	2
Brown	13-20	4-7	11	3	30
Anderson	3-6	0-0	8	4	6
Jackson	4-14	0-0	5	4	8
Parks	4-9	0-0	2	5	8
Mann	1-4	0-0	0	1	2
Chatman	2-8	0-2	4	4	4
Team Reb.			2		
TOTALS	28-70	4-9	38	25	60

Va. Tech 33 35-68
Florida State 31 29-60

SHOOTING PERCENTAGES: FG--Virginia Tech .489, Florida State .400, FT--Virginia Tech .857, Florida State .444. ATTENDANCE: 4,119.


During the season, they had played a "designated conference schedule" and finished only 4-6...

But in the tournament, with a freshman sparkplug, the Hokies quickly earned an identity. What got them over the hump was an 80-74 first-round victory over Cincinnati. It was a game the Hokies played without freshman Dale Solomon, who had to return home because of the death of his grandmother.

"He (Solomon) was really happy that we won the first game," Hokie coach Charlie Moir said. "When he came back, he was ready to play. Our kids gave him encouragement, but Dale gave a lot of hope to our team."

In the semifinals against Louisville, Solomon was simply outstanding. He scored 28 points and pulled down nine rebounds as the Hokies upended the tourney-favored Cardinals, 72-68. Then in the championship game against Florida State, Solomon poured through

Continued



Despite missing the first game of the 1979 Metro tournament, then-freshman Dale Solomon came back to lead the unheralded Hokies to upset wins over Louisville and Florida State and earn the MVP award as Virginia Tech claimed the championship.

Expect the Unexpected Continued



The 1980 Metro tourney belonged to Louisville's Darrell Griffith. He was the MVP, and in the title game against Florida State, scored 30 points in his final collegiate game in Freedom Hall.

21 points and finished with a perfect 15-of-15 from the charity line as the Hokies won the championship, 68-60.

The Seminoles' Murray Brown also had an impressive tournament and finished a close second to Solomon in the MVP voting. He scored 34 points in an opening-round victory over Tulane which is still the record for most points in a tournament game. By the time he was finished, Brown had set six Metro tournament records.

The Hokies and Cardinals both played in the NCAA and both finished with 1-1 records. In the first round, Virginia Tech ousted Jacksonville, 70-53, while Louisville slipped past South Alabama, 69-66.

But in the second round, undefeated Indiana State defeated the Hokies, 86-69, and Arkansas rallied for a 73-62 victory over the Cardinals.

1980 CHAMPIONSHIP

LOUISVILLE 81, FLORIDA STATE 72

LOUISVILLE					
	fg-fga	ft-fta	reb	pf	tp
Brown	4-8	0-0	9	2	8
Smith	4-9	1-1	7	1	9
R. McCray	3-10	1-2	9	3	7
Eaves	2-7	7-8	3	3	11
Griffith	13-21	4-6	4	3	30
Burkman	0-0	0-2	3	2	0
Wright	4-7	8-8	4	0	16
Branch	0-1	0-0	0	0	0
Cleveland	0-0	0-0	0	0	0
Team Reb.			3		
TOTALS	30-63	21-27	42	14	81

FLORIDA STATE					
	fg-fga	ft-fta	reb	pf	tp
Dillard	6-18	6-8	5	3	18
Brown	4-9	0-0	5	2	8
Rolle	6-12	4-4	11	2	16
Arnold	4-11	1-1	2	4	9
Jackson	3-8	1-2	5	4	7
Tookes	4-7	2-2	4	4	10
Parks	1-4	2-2	2	3	4
Team Reb.			4		
TOTALS	28-69	16-19	38	22	72

Louisville 29 52-81

Florida State 33 39-72

SHOOTING PERCENTAGES: FG--Louisville .476, Florida State .406; FT--Louisville .778, Florida State .842. ATTENDANCE: 11,668.

1980: It Was In The Cards

Sometimes, losing came to be an even more important element than winning.

Just two games before the end of the regular season, the Cardinals traveled to Madison Square Garden in New York and were promptly blown out by Iona, 77-60. The loss ended a school-record 18 game winning streak.

"At that time," former Cardinal star Darrell Griffith remembered, "we hadn't been playing that great. It (the loss to Iona) woke us up. The loss came at a good time. It was important."

The Cardinals bounced back to win their final regular-season game at Florida State before entering the tournament as the top-seeded team. Receiving a bye into the semifinals, the Cards easily earned a berth in the tournament finals with an 84-65 triumph over Memphis State.

The championship game, however, was a different story. Florida State, which had lost twice to Louisville during the regular season, fought to a 33-29 halftime lead in the tournament finale.

But then Griffith, who was playing his final collegiate game in front of Cardinal fans in Freedom Hall, put on a truly outstanding exhibition, scoring 22 of his 30 points in the final 20 minutes as the Cardinals rallied for a 81-72 victory.

The win meant the Cardinals had won all 14 games against Metro clubs during the year.

Once into the NCAA playoffs, the Cardinals made history.

The Cardinals squeaked by Kansas State and Texas A&M (both in overtime) in their first two games before handily defeating LSU in the Midwest regional final and Iowa in the National semifinals.

With Griffith taking command, the Cardinals rallied to upend upstart UCLA, 59-54, for Louisville's and the Metro's first national championship.

"This Is It!" was the NCAA theme last year, and as songwriter, Kenny Loggins exclaimed, "the waiting is over..."

For the Metro Conference, the waiting is just beginning as the seven schools gear up for the sixth exciting post-season championship tournament.

WILLIAMS: NO PREDICTIONS

Seminoles Need 40 Full Minutes

By GREG LARSON
Florida Times-Union

TALLAHASSEE -- The Florida State Seminoles have been an excellent "first 37 minutes" team in 1980-81.

Unfortunately, college basketball games last 40 minutes. Therein lies the Seminoles' problem.

"Those last three minutes have really hurt us," said Seminole coach Joe Williams who finds himself apologizing for his teams so-so record this year.

Florida State Seminoles

"We have lost six games either at the buzzer or in overtime. We've really played well, but we've lacked confidence at the end of the games."

FSU has finished second in the last three Metro tournaments. Williams isn't making any predictions about the 1981 tourney.

"I've already made too many predictions this year," he said. "For the first time ever, I said we would have a real good team this year. I said that because we won so many close games the last two seasons and had good records when we weren't supposed to have much of a team."

"Maybe I put too much pressure on the team. In past years, we've played with reckless abandon. This year, at the end of the games, we've played tentative basketball. We play like we're afraid of losing instead of trying to win. We made progress in that area toward the end of the regular season, but the tournament will tell just how much progress we've made."

One of the most accurate posters, signs or placards during Metro tourney week will be the Florida State uniforms. It says "Florida State" on the front and all five starters are from the state of Florida.

The Seminole catalyst is lightning-



Elvis Rolle has been a terror on the boards, leading the team in rebounds and blocked shots.

quick senior guard Mickey Dillard from Dania. The 6-3 senior is averaging 17.8 points per game and leads the FSU fastbreak and is the team's penetrator.

"I'd sure like to go out with a Metro championship and a berth in the NCAA tournament," Dillard said. "We can do it, too, and any team that thinks we can't is only fooling themselves."

Dillard's running mate at guard is 5-11 Bobby Parks from Clearwater. Parks leads the Seminoles in assists and averages 6.7 ppg.

The originator of Florida State's fastbreak is 6-10, 215-pound senior center Elvis Rolle, the team's leading rebounder. Much of Rolle's 15.9 scoring average is built around offensive

rebound baskets and foul shots.

Then there's Kris Anderson, a 6-9 senior from the fishing village of Fernandina Beach. At 210, he is a very physical force under the basket and averages 10 ppg.

The small forward is 6-5 junior James Bozeman, a native of Tallahassee, the home of Florida State. He has come back to average 10.4 after missing last season with a torn Achilles tendon.

Rodney Arnold, a 6-4 junior is the swing man. Normally the first man off the bench, Arnold fills in at small forward or big guard. He is also the Seminoles' defensive specialist and is

Continued

40 Full Minutes Continued

often inserted into the game to cool off the opponents' hot hand.


When Williams coached Jacksonville University to the NCAA runnerup spot in 1970, his center was Artis Gilmore. Well, Williams has another Gilmore now. His name is Oren and he's Artis' 6-8 freshman brother. Young Gilmore is the first big man off the bench and has averaged 3.6.

Because of their late-game irregularities, the Seminoles were not streaky in 1980-81. They won no more than four straight and their longest losing streak was three.

The Seminoles finest hour came in the Cotton States Classic, a holiday tournament held in Atlanta's Omni. Surprisingly, FSU marched through Missouri 68-64 and host Georgia 64-62.

Williams, however, likes to refer to the Seminoles' four game winning streak as "our surge."

During that streak, which came after a humiliating 98-78 loss at Louisville, the Seminoles stopped Jacksonville,



Mickey Dillard's play has been a bright spot for Florida State this season.

Tulane, arch-rival Florida and Tulane again. Three of those games were played on the road.

"We've had several tough losses and have come back to play hard each time," said Williams. "They guys never have quit. We've played well enough, but we haven't gotten over that hump at the end of the ballgame."

Williams has the reputation of being low key. He's not a "grinder" on the sidelines, but rather calmly views the proceeding.

Historically, his teams have started slow and peaked at the end of the season. He's taken two Jacksonville and five Furman University teams plus one Florida State team to NCAA tournaments.

"Tournaments are always different from the season and we've always been lucky in tournaments," he said. "We've always played our best basketball at the end of the season."

Take heed, Metro foes.

Andy Frain Security Services

1235 S. Fourth

(502) 636-0464

No Answer 583-4097

BALES DECLARES A DATSUN BONANZA! A BIG, BIG SHIPMENT JUST ARRIVED

210's Sedans • Hatchbacks
Wagons
5 Speeds • Automatics **FROM \$4939**

310's 2 door hatchbacks
5 Speed • Sport Coupes
GX's too! **FROM \$5489**

200 SX's Hatchbacks • Hardtops
Automatics • 5 Speeds
Terrific Choice! **FROM \$7093**

PICKUPS 4 Speeds • 5 Speeds
4x4's • King Cabs **FROM \$5779**


BALES DATSUN

7th & Spring St., Jeffersonville, Indiana

282-4356

Mon., Wed. and Fri. 8:30 a.m. to 9 p.m.; Tues., Thurs. and Sat. 8:30 a.m. to 6 p.m.


Florida State University




Joe Williams
Head Coach




Dr. Bernard F. Sliger
President




Cecil "Hootie" Ingram
Athletic Director



Dr. James T. Jones
Faculty Representative




Mark Carlson
Sports Information Director




FLORIDA STATE SEMINOLES: Front row (L to R) Greg Collinsworth, Bobby Parks, Scott Matchett, Mickey Dillard, Ed Young, Steve Dillard. Back row (L to R), Dave Caesar (manager), Steve Gawriluk (manager), John Mooney (trainer), Derek Grooms, Elvis Rolle, Kris Anderson, Donnie Kuhl,


Oren Gilmore, Pernell Tookes, James Bozeman, Joe Williams (head coach), Paul O'Halloren, Frank Gilmore (assistant coach), Jim Towey (graduate assistant).




Kris Anderson 43
Center




Rodney Arnold 10
Guard




James Bozeman 20
Forward




Greg Collinworth 24
Forward




Mickey Dillard 22
Guard




Steve Dillard 3
Guard




Oren Gilmore 35
Forward




Derek Grooms 15
Center




Donnie Kuhl 33
Center




Scott Matchett 32
Forward




Bobby Parks 11
Guard



Elvis Rolle 42
Center



Pernell Tookes 54
Forward



Ed Young 12
Guard

Metro Rosters

CINCINNATI

No.	Name	Pos.	Ht.	Wt.	Cl.	Hometown
00	Kevin Gaffney	F	6-5	215	So.	Alliance, OH
4	Lonnie Camper	F	6-8	180	Sr.	Los Angeles, CA
5	Junior Johnson	G	6-0	165	So.	Lexington, KY
10	David Kennedy	G	6-2	165	Sr.	Pittsburgh, PA
13	Doug Schloemer	F-G	6-5	195	Jr.	Edgewood, KY
14	Bobby Austin	F	6-3	190	Jr.	Cincinnati, OH
22	Greg Slider	F	6-5	205	Jr.	Los Angeles, CA
33	Doc Holden	F	6-6	197	Sr.	Wichita, KS
34	Brad Waller	G	6-4	195	Fr.	Chicago, IL
41	David Duarte	F-C	6-8	205	Sr.	Providence, RI
43	Jeff Bentley	F	6-4	185	Sr.	Mason, OH
44	Mark Dorris	F	6-5	195	Fr.	Cincinnati, OH
45	Dwight Jones	C	6-8	200	So.	E. St. Louis, IL

FLORIDA STATE

No.	Name	Pos.	Ht.	Wt.	Cl.	Hometown
3	Steve Dillard	G	6-4	185	Jr.	Pensacola, FL
10	Rodney Arnold	G	6-4	195	Jr.	Kingsport, TN
11	Bobby Parks	G	5-11	160	Sr.	Clearwater, FL
12	Ed Young	G	6-3	175	So.	Houston, TX
15	Derek Grooms	C	6-8	220	Sr.	Tallahassee, FL
20	James Bozeman	F	6-5	200	Jr.	Tallahassee, FL
22	Mickey Dillard	G	6-3	170	Sr.	Dania, FL
24	Greg Collinsworth	F	6-4	195	Jr.	Titusville, FL
32	Scott Matchett	F	6-3	185	Sr.	Jacksonville, FL
33	Donnie Kuhl	C	6-9	235	Sr.	Orlando, FL
35	Oren Gilmore	F	6-9	190	Fr.	Chicago, IL
42	Elvis Rolle	C	6-10	215	Sr.	Ft. Pierce, FL
43	Kris Anderson	C-F	6-9	220	Sr.	Yulee, FL
54	Pernell Tookes	F	6-6	185	Jr.	Orlando, FL

LOUISVILLE

No.	Name	Pos.	Ht.	Wt.	Cl.	Hometown
4	Lancaster Gordon	G	6-3	185	Fr.	Jackson, MS
5	Jerry Eaves	G	6-4	180	Jr.	Louisville, KY
14	Greg Deuser	G	6-0	175	Jr.	New Albany, IN
21	Scooter McCray	F-G	6-9	215	So.	Mt. Vernon, NY
22	Rodney McCray	F-C	6-7	220	So.	Mt. Vernon, NY
23	Joey Frazer	G	6-2	185	So.	Sturgis, CT
25	Steve Clark	G	6-5	185	So.	Louisville, KY
30	Danny Griffith	F	6-4	200	Fr.	Owensboro, CT
33	Charles Jones	F-C	6-8	215	Fr.	Scooba, MS
34	Roger Burkman	G	6-5	190	Sr.	Acton, IN
40	Marty Pulliam	C	6-9	225	Jr.	Harrodsburg, KY
41	Wiley Brown	F-C	6-8	220	Jr.	Sylvester, GA
43	Derek Smith	F	6-6	205	Jr.	Hogansville, GA
44	Poncho Wright	G-F	6-5	195	Jr.	Indianapolis, IN

VIRGINIA TECH

No.	Name	Pos.	Ht.	Wt.	Cl.	Hometown
10	Page Moir	G	5-11	165	So.	Blacksburg, VA
14	Mark Shrader	G	5-11	155	Sr.	Malvern, PA
15	Tim Lewis	G	6-1	160	Fr.	Richmond, VA
22	Mickey Hardy	G	6-2	170	Jr.	Vinton, VA
23	Reggie Steppe	G	6-0	170	So.	Charlottesville, VA
24	Jeff Schneider	G	6-4	170	Jr.	Clarksburg, W. VA

MEMPHIS STATE

No.	Name	Pos.	Ht.	Wt.	Cl.	Hometown
10	Otis Jackson	G	6-1	170	Jr.	Arlington, TN
12	Joe Parker	G	6-3	175	So.	Louisville, KY
13	Johnie Gipson	F	6-8	195	Jr.	Vance, MS
14	Jon Albright	G	6-3	185	Fr.	Greensboro, NC
22	Bobby Parks	G	6-5	185	Fr.	Gr. Junction, TN
23	A. Maceo Battle	F	6-8	195	So.	Memphis, TN
31	Jeff Battle	F	6-4	195	Jr.	Rocky Mount, NC
32	Phillip Haynes	G	6-3	130	Fr.	Memphis, TN
34	Dennis Isbell	F	6-7	196	Sr.	Blytheville, AR
35	Derrick Phillips	C-F	6-8	230	Fr.	St. Louis, MO
41	Bubba Luckett	G	6-2	175	So.	Memphis, TN
42	Hank McDowell	C	6-8	198	Sr.	Memphis, TN
45	Garry Taylor	F	6-6	225	Jr.	Cincinnati, OH
55	Tony Hubbard	C	6-7	225	So.	St. Petersburg, FL

ST. LOUIS

No.	Name	Pos.	Ht.	Wt.	Cl.	Hometown
11	Tony Lawrence	G	6-2	180	Fr.	St. Louis, MO
12	LaTodd Johnson	G	6-0	160	So.	Chicago, IL
22	David Burns	G	6-2	180	Sr.	Dallas, TX
25	Jeff Schneider	G	6-4	180	So.	Louisville, KY
32	Monte Poole	F	6-5	220	So.	Atlanta, GA
34	Bob Mueller	F-C	6-9	200	Jr.	St. Louis, MO
35	Willie Becton	F	6-7	205	Fr.	Memphis, TN
42	Darryl Anderson	F-G	6-4	200	Fr.	St. Louis, MO
50	Dick Missavage	F	6-5	195	Jr.	St. Louis, MO

TULANE

No.	Name	Pos.	Ht.	Wt.	Cl.	Hometown
10	Daryl Moreau	G	6-2	160	So.	New Orleans, LA
12	Craig Harris	G	5-9	150	Sr.	Alexandria, VA
14	Reggie Duke	G	6-2	165	Jr.	Pittsburgh, PA
15	Joe Holston	G	6-4	175	Jr.	Washington, DC
20	Reggie McLaurin	G	6-2	185	Sr.	Goldsboro, NC
22	Jim Hurd	G-F	6-4	185	Sr.	New Orleans, LA
24	Gary Delph	G	6-2	175	Fr.	Anderson, IN
30	Craig Beard	F	6-6	205	Fr.	Birmingham, AL
32	Clarence James	F	6-6	195	Sr.	Tampa, FL
33	Paul Thompson	F	6-6	190	So.	Alexandria, LA
42	Jimmy Elliott	G	6-2	175	Fr.	Knoxville, TN
44	Eric Dozier	F	6-7	200	Sr.	Washington, DC
45	Bob Coleman	F	6-7	210	Fr.	Central Square, NY
50	Micah Blunt	F	6-9	195	Jr.	Metairie, LA
52	Steve Carpenter	C	7-0	220	So.	Knoxville, TN

25	Michael Cooke	F	6-5	200	So.	Richmond, VA
32	Gordy Bryan	F	6-8	210	Jr.	Philadelphia, PA
35	Dale Solomon	F-C	6-8	220	Jr.	Annapolis, MD
42	John Dixon	F	6-9	205	Fr.	Clinton, SC
44	David Bennett	F	6-6	200	Sr.	Bloomfield Hill, MI
50	Calvin Oldham	F	6-8	190	Jr.	Cleveland, OH
52	Steve Ratliff	C	6-11	220	Fr.	Greensboro, NC

FILE COPY — DO NOT REMOVE

PRESS BOOK



1981

Metro Conference Basketball Championship

**Cincinnati • Florida State • Louisville • Memphis State
St. Louis • Tulane • Virginia Tech**

**March 5-6-7, 1981
Freedom Hall
Louisville, Ky.**

METROPOLITAN COLLEGIATE ATHLETIC CONFERENCE

1981 Basketball Tournament

Lawrence K. Albus, Commissioner
Jerry Lovelace, Assistant Commissioner
Joe Mitch, Assistant Commissioner/Information
Dave Phillips, Supervisor of Officials
Bob Macauley, Director of Marketing
Russ Kirk, Assistant Information Director

HOST INSTITUTION

University of Louisville

Bill Olsen, Athletic Director
Joe Yates, Sports Information Director
John Crawley, Assistant Sports Information Director
Don Belcher, Ticket Manager
Denny Crum, Basketball Coach

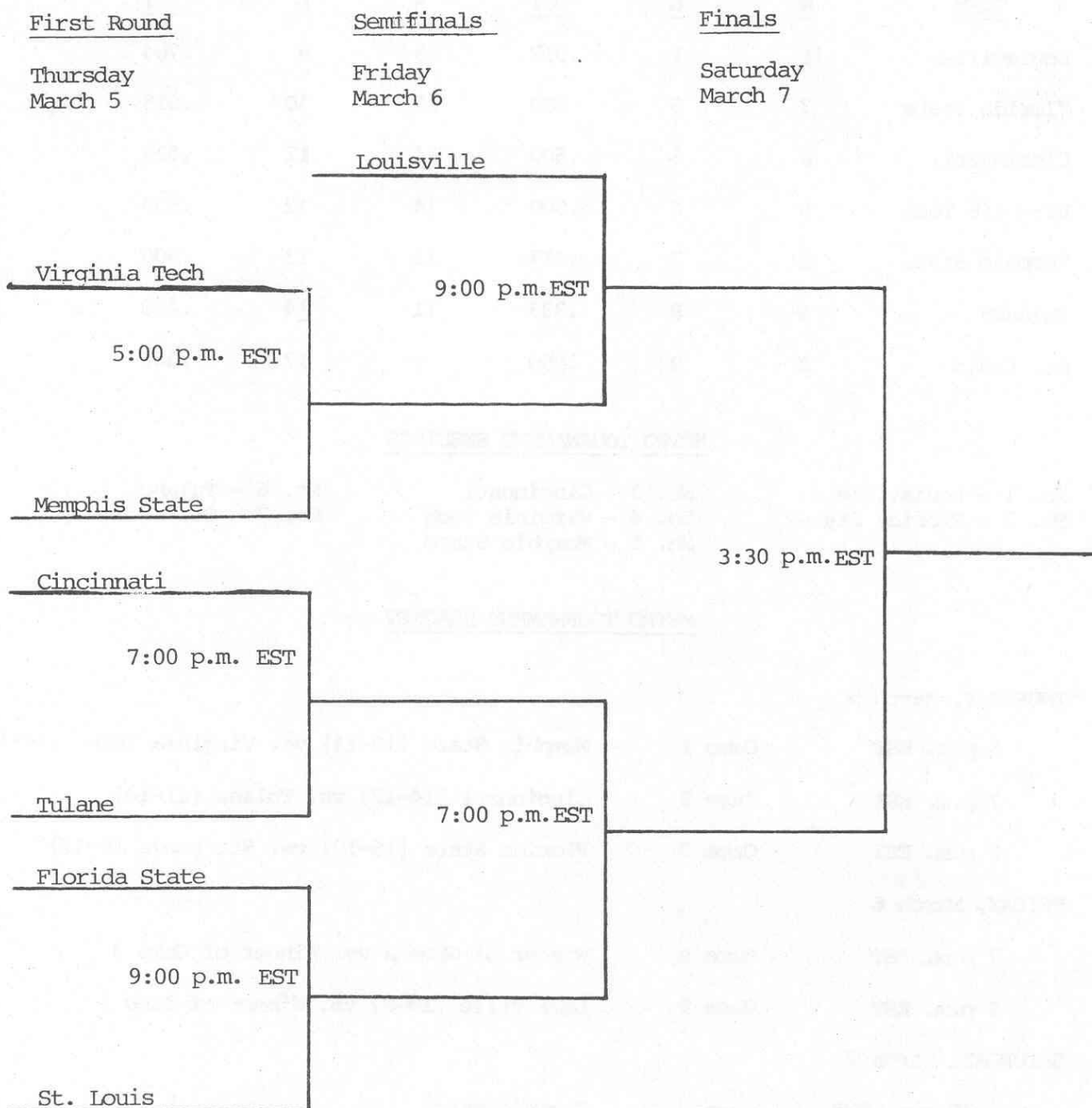
metrol
Basketball Championship
March 5-7 Louisville, Ky.



1981 METRO CONFERENCE BASKETBALL TOURNAMENT BRACKET

March 5, 6, 7 Louisville, Ky.

Freedom Hall



TOURNAMENT OFFICIALS

Hank Nichols, Villanova, PA
 Dave Parry, Michigan City, IND
 Charley Vacca, Nashville, TN

Bob Olah, Albany, IA
 Dan Wooldridge, Salem, VA
 Willie Brown, Hampton, VA

Paul Housman, Salem, VA
 John Moreau, Richmond, VA
 Irv Brown, Westminster, CO

1981 METRO CONFERENCE REGULAR SEASON STANDINGS

<u>TEAM</u>	<u>LEAGUE</u>			<u>OVERALL</u>		
	<u>W</u>	<u>L</u>	<u>PCT</u>	<u>W</u>	<u>L</u>	<u>PCT</u>
Louisville	11	1	.917	19	8	.704
Florida State	7	5	.583	16	10	.615
Cincinnati	6	6	.500	14	12	.539
Virginia Tech	6	6	.500	14	12	.539
Memphis State	5	7	.417	13	13	.500
Tulane*	4	8	.333	11	14	.440
St. Louis	3	9	.250	9	17	.346

METRO TOURNAMENT SEEDINGS

No. 1 - Louisville
No. 2 - Florida State

No. 3 - Cincinnati
No. 4 - Virginia Tech
No. 5 - Memphis State

No. 6 - Tulane
No. 7 - St. Louis

METRO TOURNAMENT BRACKET

THURSDAY, March 5

5 p.m. EST	Game 1	Memphis State (13-13) vs. Virginia Tech (14-12)
7 p.m. EST	Game 2	Cincinnati (14-12) vs. Tulane (11-14)
9 p.m. EST	Game 3	Florida State (16-10) vs. St. Louis (9-17)

FRIDAY, March 6

7 p.m. EST	Game 4	Winner of Game 2 vs. Winner of Game 3
9 p.m. EST	Game 5	Louisville (19-8) vs. Winner of Game 1

SATURDAY, March 7

3:30 p.m. EST	Game 7	Championship
---------------	--------	--------------

* Tulane has one game remaining, meets Southern Mississippi Monday night.

Metro Conference Statistics

(All Games)

SCORING

RK	PLAYER	SCHOOL	G	FG	FT	PTS	AVG
1	Dale Solomon	Virginia Tech	26	197	154	548	21.07
2	David Burns	St. Louis	26	213	119	545	20.96
3	Paul Thompson	Tulane	25	184	97	465	18.6
4	Mickey Dillard	Florida State	25	162	137	461	18.4
5	Derek Smith	Louisville	27	173	84	430	15.9
6	Elvis Rolle	Florida State	25	149	87	385	15.4
7	David Kennedy	Cincinnati	26	146	100	392	15.1
8	Jerry Eaves	Louisville	27	147	97	391	14.5
9	Willie Becton	St. Louis	26	156	43	355	13.7
10	Bobby Austin	Cincinnati	26	141	39	321	12.3
11	Dennis Isbell	Memphis State	26	142	32	316	12.2
12	Hank McDowell	Memphis State	26	104	98	306	11.8
13	Micah Blunt	Tulane	24	108	73	279	11.6
14	Joe Holston	Tulane	24	109	48	266	11.1
15	Dwight Jones	Cincinnati	26	110	64	284	10.8
16	Phillip Haynes	Memphis State	26	108	52	272	10.5
17	Kris Anderson	Florida State	24	99	50	248	10.3
18	James Bozeman	Florida State	25	107	38	252	10.1
19	Jeff Schneider	Virginia Tech	26	99	62	260	10.0
20	Darryl Anderson	St. Louis	24	96	37	229	9.5
20	Otis Jackson	Memphis State	26	98	50	246	9.5

OFFENSIVE SCORING AVERAGE

RK	TEAM	G	FGM	FTM	PTS	AVG
1	Louisville	27	797	461	2055	76.1
2	Tulane	25	698	494	1890	75.6
3	Cincinnati	26	768	397	1933	74.3
4	Florida State	25	696	455	1847	73.9
5	Virginia Tech	26	735	424	1894	72.8
6	Memphis St	26	723	439	1885	72.5
7	St. Louis	26	664	394	1722	66.2

DEFENSIVE SCORING AVERAGE

RK	TEAM	G	FGM	FTM	PTS	AVG
1	Louisville	27	863	431	1797	66.6
2	St. Louis	26	679	434	1792	68.9
3	Virginia Tech	26	716	377	1809	69.6
4	Florida State	25	677	426	1780	71.2
5	Memphis St	26	732	409	1873	72.0
6	Cincinnati	26	776	403	1955	75.6
7	Tulane	25	756	444	1956	78.2

AVERAGE SCORING MARGIN

RK	TEAM	G	OFF	DEF	MAR
1	Louisville	27	76.1	66.6	9.5
2	Virginia Tech	26	72.8	69.6	3.2
3	Florida State	25	73.9	71.2	2.7
4	Memphis State	26	72.5	72.0	0.5
5	Cincinnati	26	74.3	75.6	-1.3
6	Tulane	25	75.6	78.2	-2.6
7	St. Louis	25	66.2	68.9	-2.7

FIELD GOAL PERCENTAGE (MINIMUM 2 PER GAME)

RK	PLAYER	G	FGM	FGA	PCT
1	Dozier (TU)	22	51	82	0.622
2	Anderson (FSU)	24	99	163	0.607
3	Burns (SLU)	26	213	371	0.574
4	Hurd (TU)	22	54	94	0.574
5	Solomon (VT)	26	197	344	0.573
6	R. McCray (UL)	27	101	177	0.571
7	Rolle (FSU)	25	149	265	0.562
8	Kennedy (UC)	26	146	271	0.539
9	Bozeman (FSU)	25	107	199	0.538
10	Smith (UL)	27	173	326	0.531

BLOCKED SHOTS

RK	PLAYER	G	NUM	AVG
1	Rolle (FSU)	25	38	1.5
2	R. McCray (UL)	27	36	1.3
3	Isbell (MSU)	26	35	1.3
4	Anderson (SLU)	24	30	1.3
5	Thompson (TU)	25	30	1.2
6	S. McCray (UL)	27	28	1.0
7	Jones (UL)	24	23	1.0
8	Jones (UC)	26	21	0.8
9	Burns (SLU)	26	21	0.8
10	Oldham (VT)	26	18	0.7
10	Blunt (TU)	24	18	0.8

FIELD GOAL PERCENTAGE

RK	TEAM	G	FGM	FGA	PCT
1	Florida State	25	696	1406	0.495
2	Louisville	27	797	1624	0.491
3	St. Louis	26	664	1353	0.491
4	Memphis State	26	723	1499	0.482
5	Virginia Tech	26	735	1526	0.482
6	Cincinnati	26	768	1604	0.479
7	Tulane	25	698	1530	0.456

FREE THROW PERCENTAGE (MINIMUM 2 PER GAME)

RK	PLAYER	G	FTM	FTA	PCT
1	Solomon (VT)	26	154	181	0.851
2	Johnson (UC)	25	63	77	0.818
3	M. Dillard (FSU)	25	137	171	0.801
4	Thompson (TU)	25	97	122	0.795
5	Hurd (TU)	22	99	127	0.780
6	Arnold (FSU)	23	49	63	0.778
7	Schneider (VT)	26	62	81	0.765
8	Kennedy (UC)	26	100	131	0.763
9	Eaves (UL)	27	97	130	0.746
10	Anderson (FSU)	24	50	68	0.735

STEALS

RK	PLAYER	G	NUM	AVG
1	Johnson (SLU)	26	57	2.2
2	Kennedy (UC)	26	54	2.1
3	Burkman (UL)	27	52	1.9
4	Steppe (VT)	25	52	2.1
5	Burns (SLU)	26	50	1.9
6	M. Dillard (FSU)	25	45	1.8
7	Jackson (MSU)	26	39	1.5
8	Oldham (VT)	26	35	1.3
9	R. McCray (UL)	27	35	1.2
10	Smith (UL)	27	32	1.2
10	Anderson (FSU)	24	32	1.3

FREE THROW PERCENTAGE

RK	TEAM	G	FTM	FTA	PCT
1	Virginia Tech	26	424	571	0.743
2	Tulane	25	494	684	0.722
3	St. Louis	26	394	561	0.702
4	Cincinnati	26	397	574	0.692
5	Florida State	25	455	675	0.674
6	Memphis State	26	479	663	0.662
7	Louisville	27	461	715	0.645

REBOUNDING

RK	PLAYER	G	NUM	AVG
1	Thompson (TU)	25	239	9.6
2	Rolle (FSU)	25	222	8.9
3	Blunt (TU)	24	206	8.6
4	Holden (UC)	22	186	8.5
5	Oldham (VT)	26	212	8.2
6	Smith (UL)	27	211	7.8
7	Jones (UC)	26	197	7.6
8	R. McCray (UL)	27	203	7.5
9	Anderson (FSU)	24	178	7.4
10	McDowell (MSU)	26	192	7.4

ASSISTS

RK	PLAYER	G	NUM	AVG
1	Kennedy (UC)	26	150	5.8
2	Johnson (SLU)	26	133	5.1
3	Jackson (MSU)	26	114	4.4
4	Burns (SLU)	26	98	3.8
5	Eaves (UL)	27	85	3.1
6	M. Dillard (FSU)	25	83	3.3
7	Parks (FSU)	25	79	3.2
8	Holston (TU)	24	76	3.2
9	Burkman (UL)	27	68	2.5
10	Schneider (VT)	26	66	2.5
10	R. McCray (UL)	27	66	2.4

REBOUNDING AVERAGE

RK	TEAM	G	NUM	AVG
1	Louisville	27	1071	39.7
2	Tulane	25	938	37.5
3	Memphis State	26	961	37.0
4	Florida State	25	913	36.5
5	Cincinnati	26	918	35.3
6	Virginia Tech	26	867	33.3
7	St. Louis	26	828	31.8

AVERAGE REBOUND MARGIN

RK	TEAM	G	OFF	DEF	MAR
1	Louisville	27	39.7	34.5	5.2
2	Florida State	25	36.5	34.0	2.5
3	Memphis State	26	37.0	34.8	2.2
4	Virginia Tech	26	33.3	34.3	-1.0
5	Tulane	25	37.5	38.7	-1.2
6	Cincinnati	26	35.2	36.7	-1.5
7	St. Louis	26	31.8	33.9	-2.1

Metro Conference Statistics

(League Games)

SCORING

RK	PLAYER	SCHOOL	G	FG	FT	PTS	AVG
1	David Burns	St. Louis	12	110	58	278	23.2
2	Dale Solomon	Virginia Tech	12	96	81	273	22.8
3	Mickey Dillard	Florida State	12	82	63	221	18.4
4	Paul Thompson	Tulane	12	74	52	200	16.7
5	Jerry Eaves	Louisville	12	76	42	194	16.2
6	Elvis Rolle	Florida State	12	68	53	189	15.6
7	David Kennedy	Cincinnati	12	67	52	186	15.5
8	Derek Smith	Louisville	12	74	30	178	14.8
9	James Bozeman	Florida State	12	65	29	159	13.3
10	Hank McDowell	Memphis State	12	54	46	154	12.8
11	Willie Becton	St. Louis	12	68	17	153	12.8
12	Dwight Jones	Cincinnati	12	53	40	146	12.2
13	Dennis Isbell	Memphis State	12	64	16	144	12.0
14	Joe Holston	Tulane	11	56	19	131	11.9
15	Bobby Austin	Cincinnati	12	59	16	134	11.2

OFFENSIVE SCORING AVERAGE

RK	TEAM	G	FGM	FTM	PTS	AVG
1	Louisville	12	372	229	973	81.1
2	Virginia Tech	12	357	230	944	78.7
3	Florida State	12	349	217	917	76.4
4	Cincinnati	12	340	202	882	73.5
5	Memphis St	12	319	207	845	70.4
6	Tulane	12	287	250	824	68.7
7	St. Louis	12	313	160	786	65.5

DEFENSIVE SCORING AVERAGE

RK	TEAM	G	FGM	FTM	PTS	AVG
1	Louisville	12	289	222	800	66.7
2	St. Louis	12	317	224	858	71.5
3	Memphis St	12	332	195	859	71.6
4	Florida State	12	335	225	895	74.6
5	Virginia Tech	12	368	180	916	76.3
6	Tulane	12	345	230	920	76.7
7	Cincinnati	12	352	219	923	76.9

REBOUNDING

RK	PLAYER	G	NUM	AVG
1	Rolle (FSU)	12	118	9.8
2	Thompson (TU)	12	106	8.8
3	Oldham (VT)	12	103	8.6
4	McDowell (MSU)	12	103	8.6
5	Holden (UC)	9	74	8.2
6	Smith (UL)	12	96	8.0
7	R. McCray (UL)	12	94	7.8
8	Blunt (TU)	11	85	7.7
9	Jones (UC)	12	92	7.7
10	Solomon (VT)	12	91	7.6

BLOCKED SHOTS

RK	PLAYER	G	NUM	AVG
1	R. McCray (UL)	12	20	1.7
2	Rolle (FSU)	12	19	1.6
3	Isbell (MSU)	12	16	1.3
4	Jones (UC)	12	14	1.2
5	S. McCray (UL)	12	12	1.0
6	Jones (UL)	12	11	0.9
7	Anderson (SLU)	10	10	1.0
8	Thompson (TU)	12	9	0.8
9	Burns (SLU)	12	8	0.7
10	Blunt (TU)	11	7	0.6

AVERAGE SCORING MARGIN

RK	TEAM	G	OFF	DEF	MAR
1	Louisville	12	81.1	66.7	14.4
2	Virginia Tech	12	78.7	76.3	2.4
3	Florida State	12	76.4	74.6	1.8
4	Memphis State	12	70.4	71.6	-1.2
5	Cincinnati	12	73.5	76.9	-3.4
6	St. Louis	12	65.5	71.5	-6.0
7	Tulane	12	68.7	76.7	-8.0

FIELD GOAL PERCENTAGE (MINIMUM 2 PER GAME)

RK	PLAYER	G	FGM	FGA	PCT
1	Burns (SLU)	12	110	181	0.608
2	R. McCray (UL)	12	48	81	0.593
3	Oldham (VT)	12	47	82	0.573
4	Anderson (FSU)	11	36	63	0.571
5	Wright (UL)	12	32	57	0.561
6	Solomon (VT)	12	96	172	0.558
7	Kennedy (UC)	12	67	122	0.549
8	Parks (FSU)	12	35	64	0.547
9	Eaves (UL)	12	76	139	0.547
10	Rolle (FSU)	12	68	127	0.535

STEALS

RK	PLAYER	G	NUM	AVG
1	Johnson (SLU)	12	30	2.5
2	Burns (SLU)	12	25	2.1
3	Anderson (FSU)	11	21	1.9
4	M. Dillard (FSU)	12	21	1.8
5	Steppe (VT)	12	20	1.7
6	Oldham (VT)	12	20	1.7
7	Burkman (UL)	12	19	1.6
8	Kennedy (UC)	12	19	1.6
9	Holston (TU)	11	19	1.7
10	Blunt (TU)	11	18	1.6
10	Jackson (MSU)	12	18	1.5

FIELD GOAL PERCENTAGE

RK	TEAM	G	FGM	FGA	PCT
1	Florida State	12	349	695	0.502
2	Louisville	12	372	755	0.493
3	Virginia Tech	12	357	733	0.487
4	St. Louis	12	313	644	0.486
5	Cincinnati	12	340	709	0.480
6	Memphis State	12	319	682	0.468
7	Tulane	12	287	712	0.403

FREE THROW PERCENTAGE (MINIMUM 2 PER GAME)

RK	PLAYER	G	FTM	FTA	PCT
1	Moreau (TU)	12	31	32	0.969
2	Burkman (UL)	12	32	36	0.889
3	Solomon (VT)	12	81	92	0.880
4	Hurd (TU)	12	55	65	0.846
5	Johnson (UC)	12	39	49	0.796
6	M. Dillard (FSU)	12	63	80	0.788
7	Gipson (MSU)	12	28	36	0.778
8	Kennedy (UC)	12	52	67	0.776
9	Thompson (TU)	12	52	67	0.776
10	Steppe (VT)	12	26	34	0.765

FREE THROW PERCENTAGE

RK	TEAM	G	FTM	FTA	PCT
1	Tulane	12	250	328	0.762
2	Virginia Tech	12	230	302	0.762
3	Cincinnati	12	202	281	0.719
4	St. Louis	12	160	226	0.708
5	Memphis State	12	207	298	0.695
6	Louisville	12	229	348	0.658
7	Florida State	12	217	335	0.648

ASSISTS

RK	PLAYER	G	NUM	AVG
1	Johnson (SLU)	12	66	5.5
2	Kennedy (UC)	12	61	5.1
3	Burns (SLU)	12	43	3.6
4	Jackson (MSU)	12	41	3.4
5	M. Dillard (FSU)	12	40	3.3
6	R. McCray (UL)	12	38	3.2
7	Parks (FSU)	12	38	2.3
8	Holston (TU)	11	35	3.2
9	McLaurin (TU)	12	33	2.8
10	Eaves (UL)	12	33	2.8

REBOUNDING AVERAGE

RK	TEAM	G	NUM	AVG
1	Louisville	12	486	40.5
2	Florida State	12	458	38.2
3	Memphis State	12	440	36.7
4	Tulane	12	421	35.1
5	Virginia Tech	12	409	34.1
6	Cincinnati	12	402	33.5
7	St. Louis	12	359	29.9

AVERAGE REBOUND MARGIN

RK	TEAM	G	OFF	DEF	MAR
1	Louisville	12	40.5	36.0	4.5
2	Memphis State	12	36.7	32.8	3.9
3	Florida State	12	38.2	34.6	3.6
4	Virginia Tech	12	34.1	34.9	-0.8
5	Cincinnati	12	33.5	36.0	-2.5
6	Tulane	12	35.1	38.5	-3.4
7	St. Louis	12	29.9	35.2	-4.3

1981 METRO ALL-CONFERENCE TEAMS

FIRST TEAM

NAME	POS.	HT.	YR.	SCHOOL
Dale Solomon	Forward	6-8	Jr.	Virginia Tech
Derek Smith	Forward	6-6	Jr.	Louisville
David Burns	Guard	6-2	Sr.	St. Louis
Jerry Eaves	Guard	6-4	Jr.	Louisville
Paul Thompson	Forward	6-6	So.	Tulane

SECOND TEAM

NAME	POS.	HT.	YR.	SCHOOL
Mickey Dillard	Guard	6-3	Sr.	Florida State
Elvis Rolle	Center	6-10	Sr.	Florida State
David Kennedy	Guard	6-2	Sr.	Cincinnati
Rodney McCray	Forward	6-9	So.	Louisville
Hank McDowell	Center	6-8	Sr.	Memphis State

HONORABLE MENTION

CINCINNATI--Jelly Jones and Bobby Austin; FLORIDA STATE--Kris Anderson, Bobby Parks and James Bozeman; LOUISVILLE--Scooter McCray, Charles Jones, Lancaster Gordon, Roger Burkman and Poncho Wright; MEMPHIS STATE--Dennis Isbell, Phillip Haynes, Bobby Parks and Otis Jackson; ST. LOUIS--Willie Becton; TULANE--Micah Blunt; VIRGINIA TECH--Jeff Schneider.

CO-PLAYERS OF THE YEAR

Derek Smith, Louisville and David Burns, St. Louis

1980-81 METRO CONFERENCE ALL-FRESHMAN TEAM

Willie Becton	St. Louis	13.6 pts.	7.0 rebounds
Lancaster Gordon	Louisville	8.6 pts.	2.4 rebounds
Charles Jones	Louisville	5.4 pts.	4.1 rebounds
Phillip Haynes	Memphis State	10.5 pts.	2.0 rebounds
Bobby Parks	Memphis State	8.8 pts.	4.5 rebounds

FRESHMAN OF THE YEAR--WILLIE BECTON, ST. LOUIS

UNIVERSITY OF CINCINNATI

President: Dr. Henry R. Winkler
Faculty Representative: Dr. Gordon Skinner
Athletic Director: Mike McGee
Head Basketball Coach: Ed Badger
 Cincinnati Record: 3 years 40-41
 Career Record: 3 years 40-41
Assistant Basketball Coaches: Ken Banaszek
 Harry Meeks
 Don Smith

Graduate Assistant: Steve Collier
Volunteer: Mick Shoemaker
Enrollment: 39,000
Nickname: Bearcats
Colors: Red and Black
1980-81 Overall Record: 14-12
1980-81 Metro Record: 6-6
Sports Information Director: Tom Hathaway
Team Headquarters: Marriott Inn (812) 283-4411

NUMERICAL ROSTER

<u>NO.</u>	<u>NAME</u>	<u>POS.</u>	<u>HT.</u>	<u>WT.</u>	<u>CL.</u>	<u>HOMETOWN (HIGH SCHOOL)</u>
00	Kevin Gaffney	G	6-5	215	So.	Alliance, OH (Alliance)
5	Junior Johnson	G	6-0	165	So.	Lexington, KY (Lafayette)
10	David Kennedy	G	6-2	165	Sr.	Pittsburgh, PA (Brashear)
13	Doug Schloemer	G	6-5	195	Jr.	Edgewood, KY (Holmes)
14	Bobby Austin	F	6-3	190	Jr.	Cincinnati, OH (Aiken)
33	Doc Holden	F-C	6-6	197	Sr.	Wichita, KS (Dodge City)
34	Brad Waller	G	6-4	195	Fr.	Chicago, IL (Glenbard East)
41	David Duarte	C	6-8	205	Jr.	Providence, RI (Central)
43	Jeff Bentley	F	6-4	185	Sr.	Mason, OH (Mason)
44	Mark Dorris	F	6-5	195	Fr.	Cincinnati, OH (Hughes)
45	Dwight Jones	F	6-8	208	So.	East St. Louis, IL (Lincoln)

CINCINNATI SEASON REVIEW

High-Low, Contract-Expand Quick Motion Offense. The mouthful of pairs of antonyms turned an apparent dismal season into a tie for third place in the Metro Conference race.

The HLCEQMO is a complicated name for a simple offensive goal: get the ball inside. In examining the films of the team's last three January games, a span during which the Bearcats shot .399 as a team, head coach Ed Badger saw that the multiple offense he had been using was giving his players some good jumpers from the 15-to-18 foot range, but that the shots weren't falling.

"We had to do something closer to the basket," stated Badger upon unveiling his new attack on Feb. 3 in a non-league game at Loyola-Chicago.

The new offense brought the Bearcats a 78-76 win, not exactly a resounding victory, one in which the team shot an even 50 percent from the floor.

In its next outing at Memphis State, Cincinnati shot .628 from the field to post a 65-62 win and break a 15-year old school record for single game shooting percentage. Three days later in a 91-76 victory over Tulane, the Bearcats rewrote the record book with a .633 shooting percentage. In their next outing, an 80-79 victory over Florida State, UC came within one basket of breaking the record again, finishing with a .625 percentage.

All told, the HLCEQMO sparked the Bearcats to a six-game win streak, their longest in four years. During that span the team shot a combined .580 from the floor.

There have been several attempts by the media to nickname the High-Low, Contract-Expand Quick Motion Offense. Among the suggestions is the "Jelly Roll" for the part that 6-8 sophomore Dwight "Jelly" Jones plays in the inside game. Jones' scoring on short jumpers has helped the Bearcat perimeter shooters find more open shots.

The HLCEQMO has moved those perimeter shooters about three feet closer to the basket so that they are shooting from the 15-to-18 foot range.

One of the chief benefactors has been junior forward Bobby Austin. Victim of a horrendous shooting slump, managing a .323 percentage from the field during the five games preceeding the installation of the new attack, Austin shot a blistering .633 percentage during the win streak.

The new offense also allowed senior guard David "Puffy" Kennedy to do more of the things he does best. The team co-captain and leading scorer found it easier to drive the lane or pull up for his short but accurate jumpers, as witnessed by three 20-plus points scoring performances.

With the Bearcats boasting the return of a solid nucleus of veteran players and a classy quartet of newcomers, expectations for a successful season ran high in the Queen City. A resounding 80-61 win over Rollins in the season opener, a well-played and close 69-64 loss to nationally-ranked Iowa followed by a come-from-behind, 77-75 victory over Montana State in the Fiesta Classic, augmented those hopes. Cincinnati won only one of its next five games, a 76-64 decision over Bradley, to slide to a 3-5 mark by Christmas.

Cincinnati Season Review--continued

A revised lineup, sophomore Junior Johnson joining the backcourt to relieve Kennedy of some of the ball-handling burden, and a 20-point scoring performance from Austin spelled a key 80-77 victory over Dayton and a two-game win streak. The Bearcats then dropped their first two conference games to Florida State and Louisville and following a 102-82 win over Boston University, received more bad news when super sixth man Doc Holden, the team's leading rebounder, and reserve guard Doug Schloemer were declared ineligible for four games for their participation in an unsanctioned basketball summer league.

Cincinnati managed two wins, an 82-77 decision over Virginia Tech and a 66-57 victory at St. Louis which snapped a string of 10 consecutive road game losses, during the suspension, and upon the players' return, set a league record for endurance but saw its league record dip to 2-4 in a 99-85 four-overtime loss to Memphis State.

Enter the HLCEOMO, Holden as a starter, a six-game win streak and a 14-12 record and a tie for third-place.

CINCINNATI PLAYER SKETCHES

DAVID KENNEDY -- (guard, 6-2, 165, Senior) Considered UC's best defensive player--and one of the best in the Metro Conference--over the previous three seasons. Kennedy has played the key role in the Bearcat offense this season. The team's leading scorer with a 15.1 ppg average, he is responsible for 26.6 points per game in the UC offense with his conference-leading 150 assists. The team co-captain leads the team in shooting percentage from the field (.539), steals (54) and minutes played (475), having played six entire games this season including all 60 minutes of UC's four-overtime loss to Memphis State and all 45 minutes of an overtime contest with Miami (Ohio). Nicknamed 'Puffy', he scored a career high 22 points in UC's Feb. 18 win over Xavier and has scored 20 points on four other occasions. He earned Metro Player of the Week honors for keying UC's wins over Dayton and Illinois-Chicago Circle and was named to the Fiesta Classic all-tournament team. A two-year starter, he played in 14 games as a freshman and came off the bench to appear in all 27 as a sophomore, leading the Metro with 66 steals that year. He enters the tournament with 971 career points.

BOBBY AUSTIN -- (forward, 6-3, 190, Junior) The small forward in the UC attack has benefitted the most from the team's new high-low, contract-expand quick motion offense. Victim of a horrendous shooting slump prior to the installation of the new attack, Austin is shooting .570 from the floor in the new offense. He has been the team's second-leading scorer in each of his three seasons at UC, and became the 26th member of UC's 1000 point club in the final regular season game with Virginia Tech. Scored career high 31 points against Florida State and had 10 rebounds vs. Tulane last year. A two-time All-Metro Conference selection.

DWIGHT JONES -- (forward, 6-8, 200, Sophomore) A starter since his arrival last season, 'Jelly' has become a key performer in UC's revitalized inside game. He raised his scoring average over two and a half points (8.2 to 10.9) in league play, scoring a career high 19 points in each of UC's games with Virginia Tech. He also had an 18-point game vs. Louisville. Jones has collared 12 rebounds in two different games and has been the team's leading rebounder in 12 contests. His career high is 13 rebounds, set last season in a 61-60 win over Pittsburgh. He has played five 40-minute games and is second on the team in playing time. Team co-MVP last season, Jones was a basketball and football star in high school, setting numerous school passing records as a quarterback and was recruited for football by Oklahoma.

DOC HOLDEN -- (center, 6-6, 197, Senior) A key sixth man since coming to UC from Dodge City Junior College last year, Holden moved into the starting lineup when the team unveiled its new inside-oriented offense vs. Loyola-Chicago on Feb. 3. He scored a career high 21 points and grabbed 17 rebounds in that first start and is averaging 8.3 points and 9.0 rebounds as a regular. Holden grabbed a career high 18 rebounds vs. Boston U. in his final game before serving a four-game suspension for participating in an unsanctioned basketball summer league. Since returning from the suspension, he has led the team in rebounding in six of its eight games. He set a Metro tournament record with 16 rebounds in UC's first-round win over Virginia Tech last year.

Cincinnati Player Sketches -- continued

JUNIOR JOHNSON -- (guard, 6-0, 165, Sophomore) The crafty ball-handler became a starter in UC's Dec. 30 game with Dayton to take some of the ball-handling burden from David Kennedy. Since Johnson became a starter, Kennedy has raised his scoring average from 13.1 to 15.0, the team scoring average has risen from 68.5 to 73.7, and the Bearcats have posted an 11-6 record. Johnson had a streak of 22 consecutive free throws earlier this season. He came out of the hospital from a severe case of the flu to score a career high 18 points vs. Tulane on Feb. 10, then scored 16 in the next game vs. Florida State to earn Metro Player of the Week honors.

DAVID DUARTE -- (center, 6-8, 205, Junior) Though he lost his starting assignment eight games ago, Duarte has made key contributions coming off the bench. He scored 14 points in UC's Feb. 10 win over Tulane and had six key points in the Feb. 21 St. Louis victory. Season bests include a 16-point scoring performance vs. Illinois-Chicago Circle and 15 rebounds vs. Bradley. He enjoyed an outstanding sophomore season, scoring a career high 28 points vs. Cal. Poly SLO, which netted him Metro Player of the Week honors, and grabbed a career high 18 rebounds vs. Duke. He became academically ineligible following the Duke game, however. He had an outstanding high school career at Providence Central High, breaking the school rebounding records of former All-American Marvin Barnes.

BRAD WALLER -- (guard, 6-4, 195, Freshman) Has begun to assert himself both offensively and defensively in recent weeks. His outstanding shooting range won him a berth in the starting lineup at the start of the season, but a shooting slump moved him back to the bench. He showed signs of his true shooting form by scoring 19 points in UC's Jan. 31 game with Memphis State. He earlier scored 12 points vs. Iowa, beat Montana State with a 25-foot jumper with two seconds to play. He averaged 33.2 points and 13.8 rebounds in high school.

JEFF BENTLEY -- (forward, 6-4, 185, Senior) The co-captain has been the team's super sub the past two seasons. He came off the bench to score 10 points in UC's Jan. 24 win over St. Louis, scored 10 in the Memphis State loss and had a season high 11 vs. Holy Cross. Scored a career high 16 points and pulled down eight rebounds vs. Virginia Tech last season. One of the team's most coachable players, he is also used for his fine defensive play. Originally came to UC on a football scholarship as a quarterback, the fifth-year senior won a basketball scholarship in the spring of his freshman year.

DOUG SCHLOEMER -- (guard, 6-5, 195, Junior) With good basketball intelligence to go with his skills, Schloemer is a valuable backup at the guard positions. He can run the UC offense as a point guard and his size helps make him a good defensive player. He saw considerable action at the beginning of the season and started the team's fifth through eighth games, but is presently used as a steadying influence. The first player signed by Ed Badger, Doug is still learning to play the guard position after earning the title of Mr. Basketball in Kentucky as a high school forward. Scored a career high 14 points vs. North Carolina A & T last year.

KEVIN GAFFNEY -- (guard, 6-5, 215, Sophomore) Gaffney has seen playing time during the latter half of the season when the situation has called for a 'big guard' defensively. He scored a career high eight points on Jan. 22 vs. Duquesne, and played a key role in UC's win over St. Louis on Feb. 21 with five points in four minutes and a fine defensive performance. He is still learning to play the guard position after starting as a forward and center in high school.

Cincinnati Player Sketches--continued

MARK DORRIS -- (forward, 6-5, 195, Freshman) Dorris is considered a diamond in the rough whose best basketball is ahead of him, though his great jumping and rebounding ability has made him a valuable sub. He showed some of his potential in an eight-point, three-rebound performance vs. Boston U. He was one of Cincinnati's outstanding area high school players playing at Hughes High, adjacent to the UC campus.

HEAD COACH ED BADGER

When the University of Cincinnati hired Ed Badger to head its basketball program, fans in the Queen City felt that they were on their way back to enjoying the game the way it was played during the glory years of the early 1960's when the school won back-to-back national titles.

Three seasons later, having clinched the school's first winning cage campaign in three years, there is every evidence that Badger is accomplishing those expectations.

Picked to finish as low as sixth place in the Metro pre-season polls, Badger guided Cincinnati to a 14-12 record through the completion of regular season play, and a tie for third place finish in the Metro regular season race.

The 14-12 mark gives Badger a three season 40-41 record at Cincinnati, entering the Metro tournament.

The Badger style of basketball is simple. He is an advocate of the wide open style of play, looking for the fast break on every opportunity and featuring a pressing and trapping defense. "It's the kind of ball fans like to see and players like to play," he says.

Yes the former NBA mentor is constantly reviewing game films and coming up with unique strategic and technical wrinkles to fully maximize the talent of his players, as witnessed by the High-Low, Contract-Expand Quick Motion offense he put in midway through the conference race, which rallied the Bearcats to a six-game win streak and their lofty finish.

Badger came to UC following two years as head coach of the Chicago Bulls, where he compiled an 84-79 record. He joined the Bulls in 1973 as head scout and assistant coach while continuing to serve as athletic director and head basketball coach at Wright Junior College, also in Chicago.

Badger's 17-year tenure at Wright is one of the most successful coaching reigns in junior college. He compiled a sparkling 352-110 career record. His teams won 20 or more games in each of his last 14 seasons. Badger's squads won three Northern Illinois championships, nine sectional titles and two regional crowns. His 1973-74 team finished second in the junior college polls with a 33-1 mark.

Badger began his coaching career at St. Mary's High School in Iowa City after graduating from the University of Iowa, where he played under the late Bucky O'Connor.

The 48-year old native of West New York, NJ is respected by his peers for his coaching ability. He recently was named to coach the midwest team of college seniors in this year's Aloha Classic in Honolulu in April. He has served on the U.S. Olympic basketball committee and has been a coach of the World University Games team which posted a 19-1 record. In 1973, he was head coach of the World University Games team which won the gold medal in Moscow and had a 21-0 mark. He coached the 1969 State Department tour team to a 19-1 record in games played on three continents. He coached the 1979 International cup team during a spring tour of Europe.

UNIVERSITY OF CINCINNATI
Total Record 14-12
Metro 6-6

		<u>G</u>	<u>FG-FGA</u>	<u>PCT</u>	<u>FT-FTA</u>	<u>PCT</u>	<u>REB-AVG</u>	<u>AST</u>	<u>PF-D</u>	<u>PTS</u>	<u>AVG</u>	<u>HI</u>	<u>MIN</u>
KENNEDY		26	146-271	.539	100-131	.763	91-3.5	150	82-4	392	15.1	22	975
Metro		12	67-122	.549	52-67	.776	43-3.6	61	38-3	186	15.5	21	470
AUSTIN		26	141-303	.465	39-56	.696	69-2.7	28	48-1	321	12.3	20	698
Metro		12	59-134	.440	16-23	.696	25-2.1	11	28.1	134	11.2	17	338
JONES		26	110-210	.524	64-94	.681	197-7.6	17	92-6	284	10.9	19	832
Metro		12	53-103	.515	40-59	.678	92-7.7	6	45-3	146	12.2	19	414
DUARTE		26	103-198	.520	28-42	.667	134-5.2	18	67-3	234	9.0	16	558
Metro		12	47-90	.522	17-25	.680	62-5.2	4	39-3	111	9.3	15	251
JOHNSON		25	49-108	.454	63-77	.818	24-1.0	54	46	161	6.4	18	514
Metro		12	25-55	.455	39-49	.796	16-1.3	29	26	89	7.4	18	301
HOLDEN		22	59-115	.513	39-64	.609	186-8.5	18	62-3	157	7.1	21	560
Metro		9	18-41	.439	18-24	.667	74-8.2	8	33-3	54	6.0	16	251
WALLER		25	66-172	.384	16-26	.615	16-0.6	22	27	148	5.9	19	413
Metro		11	29-74	.392	11-15	.733	8-0.7	11	14	69	6.3	19	181
BENTLEY		25	34-80	.425	19-23	.826	31-1.2	9	25	87	3.5	11	320
Metro		11	17-37	.459	2-2	1.000	12-1.1	3	8	36	3.3	10	168
SCHLOEMER		19	19-48	.396	10-22	.455	11-0.6	15	17	48	2.5	9	143
Metro		6	5-8	.625	2-7	.286	3-0.5	4	9	12	2.0	6	26
DORRIS		16	13-27	.481	2-8	.250	10-0.6	0	8	28	1.8	8	77
Metro		9	6-12	.500	0-1	.000	5-0.6	0	4	12	1.3	6	36
GAFFNEY		14	9-31	.290	7-11	.636	10-0.7	4	12	25	1.8	8	64
Metro		6	6-18	.333	5-7	.714	4-0.7	3	8	17	2.8	8	37
SLIDER*		14	8-18	.444	8-14	.571	22-1.6	1	25	24	1.7	6	88
Metro		5	1-1	1.000	0-0	—	4-0.8	0	5	2	0.4	2	12
CAMPER*		10	8-19	.421	0-3	.000	17-1.7	1	12	16	1.6	8	67
Metro		4	7-14	.500	0-2	.000	10-2.5	1	7	14	3.5	8	42
GRAVES*		7	3-4	.750	2-3	.667	2-0.3	0	3	8	1.1	5	17
Metro		1	0-0	—	0-0	—	0-0.0	0	0	0	0.0	0	1
TEAM							98-3.8						
Metro							44-3.7						
ALL	UC	26	768-1604	.479	397-574	.692	918-35.3	337	526-17	1933	74.3	102	1065
GAMES	Opp	26	776-1643	.472	403-568	.710	956-36.8	307	533-22	1955	75.2	115	1065
METRO	UC	12	340-709	.480	202-281	.719	402-33.5	141	264-13	882	73.5	92	500
GAMES	Opp	12	352-732	.481	219-302	.725	432-36.0	130	254-10	923	76.9	115	500

STEALS: UC-144, OPP-116: Kennedy (54), Johnson (23), Holden (17), Austin (14), Duarte (11), Jones (8), Slider (5), Bentley (5), Schloemer (3), Gaffney (2), Dorris (1), Waller (1).

BLOCKED SHOTS: UC-68, OPP-60: Jones (21), Holden (16), Duarte (11), Kennedy (6), Slider (5), Austin (4), Waller (2), Camper (1), Johnson (1), Schloemer (1).

JUMP BALLS: UC-39, OPP-56

DEAD BALL REBOUNDS: UC-82, OPP-89

TURNOVERS: UC-376 OPP-363

Metro: UC-36, OPP-41

*No longer with team

CINCINNATI SEASON RESULTS

Won 14 Lost 12

SCORE	OPPONENT	TOP SCORER		TOP SCORER		ATTENDANCE
79-86	Polish Nat. (Exhbtn.)	Austin, Jones	14	Duarte	10	3,233
80-61	Rollins	Kennedy	21	Slider	7	5,592
64-69	# Iowa (Fiesta Cl.)	Austin	19	Duarte	8	7,219
77-75	# Montana St. (Fiesta Cl.)	Kennedy	21	Jones	11	10,156
87-91	@ Miami (O.) (OT)	Kennedy	19	Jones, Holden	12	4,830
48-63	@ Temple	Austin	12	Holden	10	4,012
76-64	Bradley	Holden	15	Duarte	15	6,677
58-69	Holy Cross	Duarte, Bentley	11	Holden	6	6,578
58-78	@ Virginia Commonwealth	Jones	14	Jones, Holden	7	3,600
80-77	Dayton	Austin	20	Holden	14	7,590
87-70	Illinois-Chicago Circle	Kennedy	18	Jones	8	4,675
77-79	Florida State	Kennedy	17	Jones, Duarte	7	6,282
68-83	Louisville	Jones	18	Jones	9	10,228
102-82	Boston Univ.	Duarte, Kennedy	14	Holden	18	4,260
82-77	Virginia Tech	Jones	19	Jones	9	6,880
77-85	@ Duquesne	Kennedy	19	Jones	10	3,246
66-57	@ St. Louis	Kennedy, Jones	16	Jones	11	6,022
50-65	@ Tulane	Kennedy	13	Jones	11	1,250
85-99	Memphis State (4 OT)	Waller	19	Holden	15	6,510
78-76	@ Loyola-Chicago	Holden	21	Holden	17	3,080
65-62	@ Memphis State	Kennedy	17	Holden	7	11,200
91-76	Tulane	Johnson	18	Holden	9	4,217
80-79	@ Florida State	Kennedy	20	Holden	10	1,802
79-72	Xavier	Kennedy	22	Jones	11	12,864
59-50	St. Louis	Austin	14	Holden	8	8,559
67-81	@ Louisville	Kennedy	21	Jones	12	16,426
92-115	@ Virginia Tech	Jones	19	Duarte	8	5,100

Mar. 5-7 Metro Conference Tournament at Louisville

SINGLE GAME HIGHS

Individual		Team
FG's	10 Doc Holden (v. Loyola)	41 v. Boston U.
FGA's	21 Brad Waller (v. Memphis State)	93 v. Memphis State
FT's	12 Junior Johnson (v. Tulane)	29 v. Tulane
FTA's	13 Dwight Jones (v. Louisville)	39 v. Tulane
	13 Junior Johnson (v. Tulane)	
REB	18 Doc Holden (v. Boston U.)	58 v. Boston U.
PTS	22 David Kennedy (v. Xavier)	102 v. Boston U.
ASSISTS	9 David Kennedy (v. Ill.-Chi. Cir., Duquesne)	22 v. Duquesne
BLOCKS	4 Doc Holden (v. Montana State)	8 v. Montana State
STEALS	5 David Kennedy (v. Duquesne)	10 v. Iowa

ATTENDANCE	Total	Avg.
Home (13 dates)	90,912	6,993
Away (13 dates)	77,943	5,996

FLORIDA STATE UNIVERSITY

President: Dr. Bernard Sliger

Faculty Representative: Dr. Jim Jones

Athletic Director: C.W. "Hootie" Ingram

Head Basketball Coach: Joe Williams

Florida State Record: 3 year 57-28

Career Record: 16 seasons 291-176

Assistant Basketball Coaches: Rex Morgan

Steve Williams

Enrollment: 22,000

Nickname: Seminoles

Colors: Garnet and Gold

1980-81 Overall Record: 16-10

1980-81 Metro Record: 7-5

Sports Information Director: Mark Carlson

Assistant Sports Information Directors: Glenn Greenspan, Lisa Morton

NUMERICAL ROSTER

<u>NO.</u>	<u>NAME</u>	<u>POS.</u>	<u>HT.</u>	<u>WT.</u>	<u>CL.</u>	<u>HOMETOWN (HIGH SCHOOL)</u>
3	Steve Dillard	G	6-4	185	Jr.	Pensacola, Fla. (Washington)
10	Rodney Arnold	G	6-4	195	Jr.	Kingsport, Tenn. (Kingsport)
11	Bobby Parks	G	5-11	160	Sr.	Clearwater, Fla. (Clearwater)
12	Ed Young	G	6-3	175	So.	Houston, Tex. (Spring Valley)
15	Derek Groomes	C-F	6-8	230	Sr.	Tallahassee, Fla. (Florida High)
20	James Bozeman	F	6-5	200	Jr.	Tallahassee, Fla. (Florida High)
22	Mickey Dillard	G	6-3	170	Sr.	Dania, Fla. (Nova)
24	Greg Collinsworth	F	6-4	195	Jr.	Titusville, Fla. (Astronaut)
32	Scott Matchett	F	6-3	185	Sr.	Jacksonville, Fla. (Wilson)
33	Donnie Kuhl	C	6-9	235	Sr.	Orlando, Fla. (Evans)
35	Oren Gilmore	F	6-9	190	Fr.	Chicago, Ill. (Bloom Township)
42	Elvis Rolle	C	6-10	215	Sr.	Ft. Pierce, Fla. (Ft. Pierce)
43	Kris Anderson	C-F	6-9	220	Sr.	Yulee, Fla. (Fernandino Beach)
54	Pernell Tookes	F	6-6	185	Jr.	Orlando, Fla. (Boone)

FLORIDA STATE SEASON IN REVIEW

Returning three starters, and expecting the return of two former starters, expectations ran high at the beginning of the season for the Florida State basketball team. But, with several early season losses and difficult Metro competition, it appears last season's successful 22-9 record will not be repeated.

The Seminoles returned guards Bobby Parks, All-Metro Conference player Mickey Dillard and All-Metro Tournament center Elvis Rolle. The Seminoles added returnees Kris Anderson and James Bozeman, this season's starting forwards, to the 1980-81 roster. Last season Anderson was ineligible due to academic difficulties, and Bozeman was forced to sit out the season with a torn achilles tendon.

Disappointing losses to Minnesota (79-66), Florida in overtime (81-74) and Auburn (78-74) ran the squads record to 2-3 in the early going with Atlanta's Cotton States Basketball Classic on the slate. Probably the highlight of the season, the Tribe upset nationally ranked Missouri (68-64) in the opening round of the Cotton States and awaited the chance to play co-first round winner Georgia in the finals. Playing against former Florida State head coach Hugh Durham, the Tribe upset Georgia 64-62 on a shot at the buzzer by Dillard to give Florida State the first ever Cotton States Classic crown.

Other highlights during the 1980-81 season include a 59-57 win over Jacksonville at the buzzer, and then a sweep of the JU series with a 59-50 win at Jacksonville. FSU also defeated Florida at Florida before the largest crowd to witness a game at the Gator's new arena. The tribe defeated Metro foe Tulane twice (79-61, 74-68) and topped Virginia Tech in Tallahassee 80-76-- the first time Florida State had defeated the Gobblers since Tech joined the Conference. FSU also took Louisville to overtime before finally bowing.

The 1980-81 season also witnessed a new beginning and an end for Seminole basketball. The new beginning was the hiring of assistant coaches Steve Williams and Rex Morgan. Williams, former Player of the Year at Florida, coached Pensacola High School to the 4A State Championship in 1979. Morgan, a former player under head coach Joe Williams at Jacksonville, played three seasons for the Boston Celtics. The sad ending for the basketball team was the final game played in historic Tully Gym. In the last contest, the Seminoles defeated cross-town rival Florida A & M 92-79 before 3,636 screaming fans. It was a fitting ending to Tully which aided the Seminoles in capturing 168 of 188 home games played there. Next season, the Seminoles move to the new Tallahassee-Leon County Civic Center (12,500) to continue the great tradition of basketball at Florida State.

FLORIDA STATE PLAYER SKETCHES

KRIS ANDERSON -- (forward, 6-9, 210, Senior) Returned to the Seminoles after year of academic ineligibility. Started all but one game in 1980-81. Averaging over ten points and seven rebounds per game. Should finish fifth on the All-Time Seminole list for games played (105). Eighth leading rebounder in Seminole history (). Started senior and junior seasons. Tallied a career high 15 rebounds vs. Florida A & M in the final game played in Tully Gym. Second on the squad in rebounds and free throw percentage.

RODNEY ARNOLD -- (guard, 6-4, 195, Junior) Played his first full season with the Seminoles after transferring from Furman and missing part of last season. Slowed this season by a serious hip infection. Seminole hero scoring 29 points vs. Toledo in the first round of the NCAA Mideast Regionals in 1980. Provides an excellent backcourt combination with guards Bobby Parks and Mickey Dillard. One of the top free throw shooters on the squad. One of the most exciting players in all college basketball.

JAMES BOZEMAN -- (forward, 6-5, 200, Junior) Returned to the Seminoles this season after missing all of last year with a torn achilles tendon. Has started every game this season for the Tribe. Scored career high 24 points vs. Metro foe Virginia Tech. Third on the team in scoring and rebounds. Local product from Florida A & M High School in Tallahassee. Averages almost four points better against Metro foes. One of the top leapers on the team. Has been a starter for the last two seasons.

GREG COLLINSWORTH -- (forward, 6-6, 195, Junior) One of the Seminoles coming off the bench. Good rebounder for his size. Excellent court sense despite limited playing time. Grabbed seven rebounds in less than five minutes in a Seminole win this season. Tallied six points in the same Seminole victory. Hails from a very athletic family.

MICKEY DILLARD -- (guard, 6-3, 170, Senior) One of the top players ever to put on a Seminole uniform. The fastest guard in the nation. All-Metro first team selection in 1979-80. Drafted by the Atlanta Hawks while only a junior. Tallied in double figures in all but three games this season. Voted Metro Player of the Month for January. Holds the Seminole record for games (113) played, second in points scored, second in field goals made and fifth in field goals attempted. Has scored 20 or more in over half of the Seminole games. Tops the squad in scoring, free throw percentage, assists and steals. Second all-time scorer for a single season (635). Best one-on-one player in the conference.

GILMORE -- (forward, 6-9, 190, Freshman) Played well his first season in the Garnet and Gold. Should develop into one of the best Seminole big men ever. Brother of NBA star Artis and Seminole assistant coach Frank Gilmore. One of the most highly sought players prior to signing with Florida State. Top FSU signee last season. Named to four All-America squads his senior season in high school. Has played in every game as a freshman. Best performance was a nine point, eight rebound effort vs. Minnesota. Good rebounder who will fight for the ball.

Florida State Player Sketches -- continued

STEVE DILLARD -- (guard, 6-3, 175, Junior) Earned a spot on the traveling roster after walking-on this summer. Had played for Seminole assistant coach Steve Williams at Pensacola High School. Good ballhandler. One of the fastest players on the squad. Good jumper for his size. Very dedicated player despite limited playing time.

DEREK GROOMES -- (forward, 6-9, 225, Senior) Played this season after transferring from Rhode Island. Has seen much playing time in his first and final season at FSU. Tallied eight points and seven rebounds vs. Metro foe Cincinnati. Strong inside player with the ability to get the rebound. Able to relieve Elvis Rolle or Kris Anderson inside.

DONNIE KUHLE -- (center, 6-8, 235, Senior) Finished out a four year career with FSU this season. Provided additional strength in the Seminole game. Strong muscular player who has the ability to get the needed rebounds. Saw limited playing time. Red-shirted last year with broken foot.

SCOTT MATCHETT -- (forward, 6-2, 185, Senior) A walk-on in 1979-80 who earned his way on the team this season. Good outside shooter. Played two seasons at Florida Junior College before finishing up his career at FSU. Very dedicated player with a winning attitude. Saw limited playing time in 1980-81. Often matched up against players bigger than he.

BOBBY PARKS -- (guard, 5-11, 160, Senior) Started every Seminole game this season. Scored a career high 20 points vs. Metro foe Cincinnati one day after his 22nd birthday. Probably the best ball handler on the 1980-81 squad. Eighth in games played on the All-Time Seminole list (95). One of the most popular players on the team. Gives 100% every game. Second on the squad in best game vs. Louisville in an FSU overtime defeat.. Second on the squad in assists. Metro Honorable Mention in 1979. Often led the Seminole attack coming down the floor. One of the top outside shooters on the team.

ELVIS ROLLE -- (center, 6-11, 215, Senior) Top rebounder on the 1980-81 team. Second leading scorer on the squad. Tops in the conference in shots blocked. Chosen to participate in the Aloha Classic in Hawaii. Voted to the All-Metro Tournament team in 1980. Played his second full season with the Seminoles after transferring from Oral Roberts. Grabbed 17 rebounds vs. Florida this season. Has started every game since putting on a Seminole uniform. Tabbed the 'Big E' by the Tully Gym faithful. Has tallied in double figures all but three games this season. Best inside player on the squad. High point man in the Seminole victory in the Cotton States Championship game (22).

PERNELL TOOKES -- (forward, 6-6, 185, Junior) Saw limited playing time this season after playing in all 31 games last year. One of the best rebounders on the squad. Earned 1980 Academic Achievement Award. Top free throw percentage shooter on the squad. Tallied in double figures twice this season. Quick reflexes and sure hands. Averaging over four points and two rebounds a game off the bench.

ED YOUNG -- (guard, 6-3, 175, Sophomore) Tripled his playing time in his sophomore season. Very steady ball player causing few turnovers. A good shooter with a keen eye. Started two games for the Tribe this season. Highly recruited out of high school. High point game was four in the Seminoles opening game of the season. Very popular player. Nicknamed 'Rev' by his Seminole teammates. Good passer with the ability to find the open man.

HEAD COACH JOE WILLIAMS

Completing his third season at the helm of the Florida State basketball team, head coach Joe Williams has already proven he intends to leave his mark on the Tallahassee school as he has done in his two previous coaching assignments.

A native of Morton, Mississippi, the likeable mentor accepted the task of guiding the nationally-touted Seminole program in 1978. Prior to joining Florida State, Williams' coaching stints included Jacksonville (1964-70; 92-61) and Furman (1970-78; 142-87). With the Seminoles, Williams is 52-28 in two plus seasons. Williams career coaching mark now reads 291-176 in 16 plus seasons.

In his first year with the Seminoles, Williams led a rebuilding squad to a 19-10 record, and then came back the very next year to register a 22-9 mark and a berth in the NCAA Mideast Regionals. With the trip to the NCAA's last season, Williams became only the second coach ever to take three separate teams to the national playoffs.

Florida State was William's first coaching assignment in 1962 when he was freshman coach for the late Bud Kennedy. He made his first stop at Furman in 1963 as an assistant coach before taking the top job at Jacksonville in 1964.

In his first season at Jacksonville, the Dolphins advanced to the NAIA national playoffs in Kansas City. Five years later Jacksonville was pitted against UCLA in the NCAA Championship and finished the season 27-2. Williams returned to Furman in 1970 and was to become the school's winningest coach. Five times Furman won the Southern Conference title and advanced to the NCAA.

Williams learned his basketball under Abe Lemons at Oklahoma City University. He received his bachelor's degree from SMU in 1956 and later earned his master's degree from Florida in 1968.

"We're proud of what we've accomplished in three years," Williams said. "We still have a long way to go though. We need to win the Metro title and start thinking about the NCAA playoffs. Florida State has always had a great basketball tradition and I'm sure it will only grow next season when we move into the new Tallahassee-Leon County Civic Center."

FLORIDA STATE UNIVERSITY
Total Record 16-10
Metro 7-5

	<u>G</u>	<u>FG-FGA</u>	<u>PCT</u>	<u>FT-FTA</u>	<u>PCT</u>	<u>REB-AVG</u>	<u>A</u>	<u>BS</u>	<u>ST</u>	<u>PF-D</u>	<u>MIN</u>	<u>PTS</u>	<u>AVG</u>
M. DILLARD	26	168-344	.488	149-186	.801	95-3.6	85	10	50	91-5	921	485	18.6
Metro	12	82-170	.482	63-80	.787	47-3.9	40	6	21	46-4	425	227	18.9
ROLLE	26	156-278	.561	101-181	.558	234-9.0	10	39	13	92-3	838	413	15.9
Metro	12	68-127	.535	53-94	.563	117-9.7	6	19	4	44-1	390	189	15.7
ANDERSON	25	102-169	.603	56-74	.756	187-7.5	30	18	32	66-4	857	260	10.4
Metro	11	36-63	.571	21-31	.677	79-7.2	16	3	21	31-3	362	93	8.4
BOZEMAN	26	111-209	.531	38-67	.567	101-3.9	20	3	18	86-5	674	260	10.0
Metro	12	65-122	.532	29-49	.591	61-5.1	11	1	9	38-2	246	159	13.3
PARKS	26	63-147	.428	43-60	.716	54-2.1	79	6	27	79-4	776	169	6.5
Metro	12	35-64	.546	15-26	.576	32-2.7	38	5	16	32-2	379	85	7.1
ARNOLD	24	52-135	.385	49-63	.777	44-1.8	23	2	14	50-0	448	153	6.4
Metro	12	32-77	.415	19-26	.738	26-2.2	12	2	9	29-0	240	83	6.5
TOOKES	12	16-50	.320	16-17	.941	25-2.1	0	1	2	9-0	128	48	4.0
Metro	3	5-5	.333	2-2	1.000	6-2.0	0	0	0	4-0	23	12	4.0
GILMORE	26	30-69	.434	25-47	.531	62-2.4	7	6	8	42-0	486	85	3.3
Metro	12	15-13	.500	7-4	.500	29-2.4	3	5	3	19-0	174	37	3.1
GROOMES	17	11-25	.440	12-20	.600	33-1.9	0	0	7	23-0	109	34	2.0
Metro	10	10-20	.500	8-12	.667	20-2.0	0	0	6	14-0	72	28	2.8
COLLINSWORTH	11	6-13	.461	0-1	.000	11-1.0	3	1	1	15-0	48	12	1.1
Metro	6	1-3	.333	0-1	.000	3- .5	2	0	0	9-8	18	2	.3
YOUNG	15	3-18	.167	3-4	.750	3- .2	5	0	6	8-0	106	9	.6
Metro	5	1-6	.167	0-0	.000	1- .2	1	0	1	2-0	18	2	.4
S. DILLARD	6	0-3	.000	0-0	.000	0-0.0	1	1	0	1-0	13	0	0.0
Metro	3	0-0	.000	0-0	.000	0-0.0	1	1	0	1-0	3	0	0.0
KUHL	2	0-2	.000	0-0	.000	1- .5	0	0	0	0-0	3	0	0.0
Metro													
MATCHETT	2	0-1	.000	0-0	.000	0-0.0	0	0	0	1-0	3	0	0.0
Metro													
REBOUNDS						104							
Metro						37							
DEADBALLS						92							
Metro						46							
FSU TOTALS	26	718-1463	.490	492-720	.683	954-36.7	263	87	178	562-21	5300	1928	74.1
Metro	12	350-697	.502	217-333	.647	458-38.2	130	42	90	269-12	2450	917	76.4
OPP TOTALS	26	715-1558	.458	430-608	.707	886-34.0	293	65	195	618-39	5300	1858	71.5
Metro	12	335-745	.449	235-301	.747	415-34.6	153	31	104	287-20	2450	895	74.6

FLORIDA STATE SEASON RESULTS

Won 16, Lost 10

SCORE	OPPONENT	TOP SCORER		TOP REBOUNDER		ATTENDANCE
57-41	Central Florida	Dillard	15	Rolle/Anderson	6	2,056
66-79	Minnesota	Rolle	22	Rolle	10	15,812
59-57	Jacksonville	Dillard	19	Rolle	7	2,460
74-81	Florida	Rolle	21	Anderson	13	2,416
74-78	Auburn	Dillard	20	Anderson	6	5,826
68-64	Missouri	Dillard	27	Rolle	8	4,200
64-62	Georgia	Rolle	22	Anderson	8	6,750
78-88	South Carolina	Dillard	28	Rolle/Anderson	5	3,800
84-66	Memphis State	Dillard	26	Rolle	10	1,022
79-77	Cincinnati	Rolle	11	Parks	20	6,282
87-60	Baptist College	Dillard	21	Anderson	5	1,539
70-80	Virginia Tech	Rolle	20	Rolle	14	8,562
78-98	Louisville	Dillard	22	Dillard	9	16,613
59-50	Jacksonville	Anderson	15	Anderson	10	4,778
79-61	Tulane	Dillard	24	Bozeman	11	2,524
82-71	Florida	Dillard	22	Rolle	17	8,321
74-68	Tulane	Dillard	27	Anderson	12	2,756
71-72	St. Louis	Dillard	18	Rolle	10	2,301
73-82	Louisville	Rolle	15	Rolle	11	2,982
70-57	St. Louis	Rolle	18	Rolle	9	1,152
79-80	Cincinnati	Dillard	28	Rolle	10	1,602
80-76	Virginia Tech	Rolle	12	Bozeman	24	1,480
70-83	South Carolina	Dillard	27	Anderson	9	9,386
92-79	Florida A&M	Dillard/Anderson	21	Rolle	16	3,636
80-78	Memphis State	Dillard	21	Rolle	14	7,254
81-78	Marquette	Rolle	28	Rolle	12	1,512

SEASON HIGHS

Individual

Points	28, Dillard vs. South Carolina & Cin.
	28, Rolle vs. Marquette
FG's	13, Dillard vs. Cincinnati
FGA's	20, Dillard vs. Cincinnati
FGP	1.000, Rolle (7-7) vs. Baptist Coll.
FT's	14, Rolle vs. Marquette
FTA's	18, Rolle vs. Marquette
FTP	1.000, Dillard (8-8) vs. South Carolina
REB.	17, Rolle vs. Florida
ASST.	7, Dillard vs. Auburn
	7, Parks vs. Georgia & Jacksonville
SHOTS BLOCK	4, Rolle vs. South Carolina
	4, Rolle vs. Virginia Tech

Team

92, vs. Florida A & M
35, vs. Cincinnati
79, vs. Florida
.587, (27-41) vs. Tulane
37, vs. Marquette
47, vs. Florida
.896, (17-19) vs. C. Fla.
52, vs. Florida
17, vs. Virginia Tech
9, vs. Virginia Tech

UNIVERSITY OF LOUISVILLE

President (Acting): Dr. William F. Ekstrom
Faculty Representative: James L. O'Sullivan
Athletic Director: William C. Olsen
Associate Athletic Director: Ken Lindsey
Assistant Athletic Directors: Jack Tennant
Becky Hudson
Head Basketball Coach: Denny Crum - UCLA, 1958
Louisville Record: 238-63 (10 years)
Overall Record: 238-63 (10 years)
Assistant Basketball Coaches: Jerry Jones
Wade Houston
Bobby Dotson
Tony Branch - Graduate Assistant
Jim Price - Volunteer Coach

Enrollment: 21,000

Nickname: Cardinals

Colors: Red & Black

1980-81 Overall Record: 19-8

1980-81 Metro Record: 11-1

Sports Information Director: Joe Yates

Assistant Sports Information Directors: John Crawley

Team Headquarters: Teams will be in regular dormitory rooms. Contact U of L
Sports Information for any further information.

NUMERICAL ROSTER

<u>NO.</u>	<u>NAME</u>	<u>POS.</u>	<u>HT.</u>	<u>WT.</u>	<u>CL.</u>	<u>HOMETOWN (HIGH SCHOOL)</u>
4	Lancaster Gordon	G	6-3	185	Fr.	Jackson, MS (Jim Hill)
5	Jerry Eaves	G	6-4	180	Jr.	Louisville, KY (Ballard)
14	Greg Deuser	G	6-0	175	Jr.	New Albany, IN (Floyd Central)
21	Scooter McCray	G-F	6-9	215	So.	Mt. Vernon, NY (Mt. Vernon)
22	Rodney McCray	F-C	6-7	220	So.	Mt. Vernon, NY (Mt. Vernon)
23	Joey Frazer	G	6-2	185	So.	Sturgis, KY (Union County)
25	Steve Clark	G	6-5	185	So.	Louisville, KY (Thomas Jefferson)
30	Danny Griffith	F	6-4	200	Fr.	Owensboro, KY (Owensboro)
33	Charles Jones	F-C	6-8	215	Fr.	Scooba, MS (East Kemper)
34	Roger Burkman	G	6-5	190	Sr.	Acton, IN (Franklin Central)
40	Marty Pulliam	C	6-9	225	Jr.	Harrodsburg, KY (Mercer County)
41	Wiley Brown	F-C	6-8	220	Jr.	Sylvester, GA (Worth County)
43	Derek Smith	F	6-6	205	Jr.	Hogansville, GA (Hogansville)
44	Poncho Wright	G-F	6-5	195	Jr.	Indianapolis, IN (Marshall)

LOUISVILLE SEASON REVIEW

Fresh from winning the 1980 NCAA title and with four of five starters back from that national championship team the Louisville Cardinals were expected to be one of the nation's hottest team's in 1981-82.

Instead, and to the surprise of everyone, U of L stumbled off to a 2-7 start, the worst ever for a NCAA defending champion.

Since that woeful start the Louisville Cardinals have been one of the nation's hottest teams, playing like the defending national champions they are and giving every evidence they will not easily relinquish their national title.

Since Jan. 5 when U of L handed the Tulane Green Wave a 73-53 defeat the Cards have won 17 of 18 games, including 13 straight, and have reappeared in the national rankings (20th in last week's A.P. poll).

Louisville's only loss in this span was a 60-55 overtime upset by Memphis State in a Metro contest played in MSU's Mid-South Coliseum on Jan 22.

In racing to their current 19-8 record and 11-1 Metro regular season finish, the Cards were led by three of those starters who returned from last season's NCAA championship squad - Derek Smith, Jerry Eaves, and Rodney McCray.

A first team All-Metro selection last year Smith leads U of L in scoring with 15.9 points and in rebounding with 7.8 per game. The 6-6 junior, a leading candidate for the Metro Player of the Year, and the coaches' preseason choice for that honor, is hitting on 53.1% of his field attempts.

Already named to the USBWA's All-District 3 team, Smith has moved into 15th place on U of L's career scoring list with 1,274 total points.

Eaves, U of L's 6-4 junior guard, may be as responsible for the team's turnaround as any other player. A leading candidate for All-Metro status, Eaves has averaged 18.5 points in Louisville's 13 game winning streak, hitting on 91 of 150 field attempts for 60.7% and 76.6% of his free throws (59 of 77).

The talented southpaw was also recently named by Basketball Weekly and the Madison Square Garden Network as on their Players of the Week.

Rodney McCray also has proven to be one of the team's most consistent performers while making a swith from center to forward. At one point the 6-7 sophomore had a 15 game string where he hit on 50% or better of his field goal attempts and only recently has he given up the team lead in rebounding to teammate Derek Smith.

If you're looking for another reason for U of L's turnabout you might consider two freshman starters - 6-8 center Charles Jones and 6-3 guard Lancaster 'Flash' Gordon.

Since the two frosh stepped into a starting position the Cardinals have swept victories in 17 or 18 games and enter the Metro Tournament as strong favorites to take a second straight tourney title.

Louisville Season Review -- continued

As with last year's squad U of L is again noted for an excellent bench. Heading up the depth is senior guard Roger 'Instant Defense' Burkman who still possesses the ability to "make things happen."

Joining Burkman are Scooter McCray and Poncho Wright. McCray is back after missing last year with a knee injury. One of the conference's top players in 1978-79 as a frosh, McCray is used by Cardinal mentor Denny Crum in all three positions and has responded with 7.5 points, 5.8 rebounds and 2.1 assists per game.

Wright, the 6-5 junior who coined last year's slogan of "the Ville is going to Naptown" also has played an important part in U of L's bid to see the "Ville go to Phil." Wright has contributed 5.3 points and 2.2 rebounds to the team's efforts.

LOUISVILLE PLAYER SKETCHES

DEREK SMITH (6-6, junior, forward - Hogansville, Georgia) - U of L's top scorer with 15.9 PPG...Set a school record for best percentage in a game with 12 of 12 shooting in 79-60 win at Marquette...Also set record for most consecutive shots made with 13 (12 at Marquette and his first in U of L's win over Memphis State)...Has already moved into 15th place on U of L's career scoring list with 1,274 total points...Metro coaches' preseason choice for conference player of the year honors...Was a first team All-Metro selection last season and should again earn first team status this season...Had a career high of 28 in U of L's 79-50 win over Southern Cal...Has U of L's best rebounding night of the season with 14 at St. Louis...Leads the team in rebounding with 7.8 per game...Has led the team in scoring 11 times thus far...Recently was named to the USBWA's All-District 3 team which is made up of players from the Metro, Southeastern, and Sunbelt Conferences...Named All-Tourney for his play in last year's Metro postseason action...Was invited to tryout for the 1980 U.S.A. Olympic squad and came away labeled as the "best unknown player in the country"...As a freshman he set a new school record in field goal percentage, hitting 63.2% of his shots (117 of 185), surpassing the original mark held by Wes Unseld...Majoring in mass communication at Louisville.

JERRY EAVES (6-4, junior, guard - Louisville, Kentucky) - U of L's second leading scorer with 14.5 per game and the team's top assist man with 3.3 per tilt...He scored a career high 26 points in U of L's 71-66 win at Virginia Tech...Also owns the team's best assist night with seven against U.S. International...Hitting on 52.3% of his field attempts for the season he has connected on almost 61% of his shots in Louisville's 13 game winning streak...Was recently picked by Madison Square Garden and Basketball Weekly as their national Player of the Week...The teams leading scorer seven times this season...Has an excellent chance of picking up All-Metro honors this season...Should be a strong candidate for All-American honors next season.

RODNEY McCRAY (6-7, sophomore, forward - Mt. Vernon, New York) - A member of the 1980 U.S.A. Olympic team...Named to the All-Tourney squad in last year's NCAA Final Four action...Was honorable mention All-Metro in '80 after leading U of L with 63 blocked shots ... Leads the team in blocked shots this season with 38, in dunks with 18, and is second in steals with 34...Tied his career scoring high of 17 in wins over Missouri and St. Louis...Also had 17 his frosh year against Western Kentucky and NC-Charlotte...Earlier this season had a stretch of 15 games where he hit on 50% or better of his field goal attempts in each outing...Made the switch out to forward when Coach Crum inserted Charles Jones into the starting lineup at center...Brother of Cardinal teammate Scooter McCray who is one of U of L's top bench performers...Already labeled as the "Double Mac Attack" the McCray's could become college basketball's first All-America combo since Indiana's Van Arsdale.

LANCASTER GORDON (6-3, freshman, guard - Jackson, Mississippi) - Moved into U of L's starting lineup with Charles Jones back on Jan. 5 and the Cards have won 17 of 18 since...Extremely quick, has already picked up nickname of "Flash"...Has helped Louisville with his strong outside shooting touch...Had a career high 20 points in Louisville's 90-75 win over Western Kentucky in the team's last outing...Previous best was 19 point effort in Louisville's win over Missouri on NBC-TV when he earned Player of the Game honors and a scholarship for the university...Excellent chance to be a member of the conference's All-Frosh squad...Played forward all through high school but has already impressed opponents with his great ability as Jerry Eaves' running mate out front.

Louisville Player Sketches -- continued

CHARLES JONES (6-8, freshman, center - Scooba, Mississippi) - Along with Gordon moved into U of L's starting lineup at Tulane and has helped the Cards to wins in 17 of 18 games since...Outstanding leaping ability and shot blocker he also is amazingly fast for a man his size...Had a career high 12 points in U of L's 90-75 win over Western Kentucky in the team's last outing...Missed three games early in the season with a stress fracture on his left foot...Ambidextrous with his shooting touch he was Mississippi's Player of the Year last season...Should be a leader on U of L's team for the next three seasons.

SCOOTER McCRAY (6-9, sophomore, forward/center/guard - Mt. Vernon, New York) - One of the team's keys to success with his great ability coming off the bench...One of the Metro's top players as a freshman in 1978-79, he missed last season due to a knee injury...Started out as Jerry Eaves' runningmate at guard but was moved back to an inside spot, even though he still sees action out front...Averaging 7.5 points and 5.8 rebounds in a reserve role...Crum continually expresses amazement and credits team's success to his ability to play well off the bench in crucial situations...Second on the team in blocked shots to his younger brother Rodney...Had a season high of 19 points in U of L's win against Virginia Tech in Freedom Hall...Career scoring high is 22, against Cincinnati in 1978-79 season...Helped U of L to 24-8 record and Metro regular season title while starting at center his frosh year...In '78-'79 led team in assists with 98, blocked shots with 54, second in steals with 39, fourth in scoring with 10.1 PPG, and second in rebounding with 6.5 per game...Nation's top high school player his senior year at Mt. Vernon High while helping the team to a 26-0 record and the state title with his 20.6 points and 14 rebounds...Brother of Cardinal teammate Rodney McCray who starts at forward...Already labeled as the "Double Mac Attack" the McCray's could become college basketball's first All-American brother combo since Indiana's Van Arsdale.

ROGER BURKMAN (6-5, senior, guard - Acton, Indiana) - Seeing his final action in Freedom Hall after four super years with Louisville...Known nationally as "Instant Defense" for his ability to come in and make something happen with his hustling, aggressive play...Helped Louisville win the 1978 Metro Tournament with his basket with two second left against Florida State University...Leads the team in steals with 49 and is second in assists with 69, even though getting in only 17.6 minutes per game...Was second on last year's squad in assists with 113 and in steals with 67...High scoring night this season is 11 in win at Tulane...Career scoring high is 19 against St. Louis University last season when he connected on 13 of 14 free throws.

PONCHO WRIGHT (6-5, junior, forward - Indianapolis, Indiana) - Started Louisville's theme last year of "The Ville is Going to Nap"...Another valuable reserve who gives U of L such outstanding depth...Has been dubbed "Instant Offense" because of his super outside shooting touch...One of the team's best jumpers he had a career high of 22 against Memphis State in Freedom Hall this season...Was named to the Metro All-Tourney team last season along with U of L's Derek Smith and Darrell Griffith...Best scoring effort last season was 16 against Florida State in the Metro Tourney finals...Also had 14 points and 11 rebounds in the team's win over Memphis State in the semifinals...Started against Minnesota this year and came through with a team high eight rebounds...Along with Scooter McCray and Roger Burkman he provides U of L with its strength off the bench...Can also move out front and play guard for Louisville.

Louisville Player Sketches -- continued

WILEY BROWN (6-8, junior, forward - Sylvester, Georgia) - A starter on last year's NCAA championship team...Started seven games this season before giving way to Charles Jones move into the front line...Earned second team All-Metro status last year...Was also named to the NCAA All-Midwest Regional Tourney team for his play against Kansas State, Texas A&M, and LSU...Best scoring night this season is 14 in Louisville's win over Maryland...Career scoring high is 24 last season in win at Providence...Had team's third best scoring average, 10.4 PPG, and rebounding average, 5.6 per game, last season.

GREG DEUSER (6-0, junior, guard - New Albany, Indiana) - Was instrumental in U of L's overtime win at Florida State, coming in and scoring six points and leading the team after Jerry Eaves had fouled out...Has seen action in 23 games entering Metro Tourney play...Career scoring high of eight came last year in Louisville's 87-63 win over Tennessee-Chattanooga.

MARTY PULLIAM (6-9, junior, center - Harrodsburg, Kentucky) - Played in 16 games for U of L this season...Crowd favorite he is known by fans as "Snowman" but Cardinal teammates call him Hank...Was redshirted in 1978-79 but will graduate after this season...Has considered applying for the N.B.A.'s hardship draft this year as a publicity gimmick...Respected by teammates and coaching staff because of his 110% efforts in practice and his support of the team.

DANNY GRIFFITH (6-4, freshman, forward - Owensboro, Kentucky) - Walkon to this year's squad from Ky. state champion high school team...Nephew of "Louisville Living Legend" Darrell Griffith...Has seen action in seven games this season.

STEVE CLARK (6-4, sophomore, guard - Louisville, Kentucky) - Was a member of last year's NCAA championship team as a walkon and saw action in six games...Has played in seven games thus far in 1980-81...Scored his first two college points in last year's Metro tourney win over Memphis State.

JOEY FRAZER (6-2, sophomore, guard - Sturgis, Kentucky) - Also a walkon to the team this season... Has seen action in six of Louisville's games.

HEAD COACH DENNY CRUM

One of the nation's most respected and successful coaches, Denny Crum reached the collegiate pinnacle last season (1980) by guiding the Cardinals to a 33-3 final record and the NCAA championship.

Since his arrival at Louisville Crum's accomplishments have been astonishing. In his ten seasons the Cards have rolled to 238 wins, almost 24 per year; taken trips to the NCAA seven of nine years and appear ready to be in the tourney again this year; made two appearances in the NIT: won the last three Metro regular season titles and two Metro postseason tournament crowns.

Three times under Louisville teams have advanced to the NCAA Final Four (fourth place finish in 1972, third place finish in 1975 and last season's NCAA championship).

In 1980 when U of L picked up its second straight regular season crown with a 12-0 league record the Cardinals became the first in conference history to go undefeated in regular season action and the only regular season champ to also capture the Metro postseason tournament title.

Second in the nation among active coaches (behind UNLV's Jerry Tarkanian) with a 79% winning percentage, Crum carries an overall 238-63 record into Metro tournament action. When he notched his 200th career win on Jan 22, 1980 with a 76-63 win over Marquette he entered the collegiate basketball annals by gaining the 200th earlier in his career than any major college coach.

In comparison Crum gained his 200th in the 16th game of his ninth season while it took the legendary John Wooden until the 17th game of his 10th year. It took Adolph Rupp until the third game of his 13th year; Bobby Knight until the fifth game of his 11th season; and former Marquette coach Al McGuire until the sixth game of his 19th year.

A 44-year old native of San Fernando, California, Crum attended Pierce Junior College before joining the UCLA basketball program and becoming an award winning guard for John Wooden. A 1958 graduate of UCLA, Crum and his wife Joyce live on a farm in Jeffersontown where he raises cattle.

UNIVERSITY OF LOUISVILLE
1980-81 Basketball Statistics

RECORD: 19 - 8

METRO: 11 - 1

Home: 12 - 2

away: 7 - 6

	G-GS	MIN-AVG	FG-FGA	PCT	FT-FTA	PCT	REB-AVG	AST-AVG	PF-D	TP - AVG
D. Smith	27-27	861-31.9	173-326	.531	84-127	.661	211-7.8	62-2.3	96-4	430 - 15.9
METRO	12-12	376-31.3	74-144	.514	30- 47	.638	96-8.0	25-2.1	43-1	178 - 14.8
J. Eaves	27-27	828-30.7	147-281	.523	97-130	.523	63-2.3	90-3.3	45-2	391 - 14.5
METRO	12-12	358-29.8	76-139	.547	42- 57	.737	31-2.6	35-2.9	21-1	194 - 16.2
R. McCray	27-27	822-30.4	100-176	.568	53- 81	.654	203-7.5	67-2.5	69-3	253 - 9.4
METRO	12-12	375-31.3	48- 81	.593	25- 38	.658	94-7.8	39-3.3	27-1	121 - 10.1
L. Gordon	27-18	548-20.3	99-212	.467	35- 51	.686	66-2.4	49-1.8	47-0	233 - 8.6
METRO	12-12	286-23.8	52-114	.456	18- 26	.692	40-3.3	21-1.8	26-0	122 - 10.2
S. McCray	27- 9	614-22.7	80-200	.400	42- 79	.532	157-5.8	57-2.1	68-1	202 - 7.5
METRO	12- 0	291-24.3	35- 89	.393	25- 46	.543	68-5.7	25-2.1	32-0	95 - 7.9
C. Jones	24-18	473-19.7	48- 94	.511	34- 62	.548	98-4.1	12- .5	57-1	130 - 5.4
METRO	12-12	245-20.4	25- 55	.455	16- 31	.516	55-4.6	8- .7	35-1	66 - 5.5
P. Wright	27- 1	318-11.8	57-115	.496	29- 45	.644	59-2.2	9- .3	56-1	143 - 5.3
METRO	12- 0	150-12.5	32- 57	.561	18- 29	.621	22-1.8	5- .5	22-0	82 - 6.8
R. Burkman	27- 2	474-17.6	39- 86	.453	53- 69	.768	53-2.0	69-2.6	75-2	131 - 4.9
METRO	12- 0	202-16.8	15- 39	.385	32- 36	.889	21-1.8	33-2.8	36-1	62 - 5.2
W. Brown	24- 7	337-14.0	37- 90	.411	17- 38	.447	62-2.6	25-1.0	25-0	91 - 3.8
METRO	10- 0	72- 7.2	5- 13	.385	13- 20	.650	23-2.3	7- .7	9-0	23 - 2.3
G. Deuser	23- 0	120- 5.2	12- 32	.375	11- 22	.500	10- .4	15- .7	16-0	35 - 1.5
METRO	10- 0	62- 6.2	7- 16	.438	6- 11	.545	6- .6	9- .9	6-0	20 - 2.0
D. Griffith	7- 0	11- 1.5	3- 6	.500	0-0	.000	1- .2	0-0.0	1-0	6 - .9
METRO	4- 0	7- 1.8	2- 4	.500	0-0	.000	1- .3	0-0.0	1-0	4 - 1.0
M. Pulliam	16- 0	27- 1.7	2- 4	.500	3-4	.750	7- .4	2- .1	5-0	7 - .4
METRO	7- 0	14- 2.0	1- 2	.500	3-4	.750	5- .7	0-0.0	3-0	5 - .7
S. Clark	7- 0	11- 1.5	0- 1	.000	2-2	1.000	1- .2	1- .2	2-0	2 - .3
METRO	4- 0	8- 2.0	0- 1	.000	0-0	.000	0-0.0	0-0.0	1-0	0 - 0.0
J. Frazer	6- 0	6- 1.0	0- 1	.000	1-3	.333	2- .3	0-0.0	1-0	1 - .2
METRO	4- 0	4- 1.0	0- 1	.000	1-2	.500	2- .5	0-0.0	1-0	1 - .3

U of L TEAM REBOUNDS.....Season (METRO).....80 (22) = 3.0 (2.0)

U of L DEADBALL REBOUNDS.....Season (METRO).....66 (33) = 2.4 (3.1)

	G	FG-FGA	PCT	FT-FTA	PCT	REB-AVG	AST-AVG	PF-D	TP - AVG
LOUISVILLE TOTALS	27	797-1624	.491	461-713	.647	1141-42.3	458-16.9	563-14	2055 - 76.1
METRO Totals	12	372- 755	.493	229-347	.660	519-43.3	207-16.9	261- 5	973 - 81.1
OPPONENT TOTALS	27	683-1547	.441	431-627	.687	998-37.0	378-14.0	589-22	1797 - 66.6
METRO Totals	12	289- 691	.418	222-304	.730	466-38.8	142-11.8	272-12	800 - 66.7

KEY: (Season Total - METRO Total)

U of L STEALS (241-105) - Opponents (212-78): Burkman 49-20; R. McCray 34-16; Smith 32-11; Gordon 27-17; Jones 25-12; S. McCray 27-12; Eaves 23-13; Brown 11-3; Wright 9-0; Deuser 3-1; Pulliam 1-1.

U of L BLOCKED SHOTS (133-63) - Opponents 71-32: R. McCray 38-22; S. McCray 29-13; Jones 23-12; Smith 11-5; Brown 8-3; Wright 9-3; Gordon 5-2; Burkman 3-2; Pulliam 2-0; Eaves 3-1; Deuser 1-0.

U of L TURNOVERS (459-183) - Opponents (486-222): S. McCray 64-18; Smith 65-21; Eaves 65-27; Gordon 59-32; R. McCray 48-20; Burkman 45-20; Brown 32-10; Wright 30-9; Jones 29-13; Deuser 9-5; Clark 4-2; Frazer 4-4; Griffith 3-1; Pulliam 2-1.

U of L DUNKS (72-33) - Opponents (48-9): R. McCray 18-11; Smith 15-6; S. McCray 11-6; Brown 6-1; Eaves 5-3; Burkman 5-1; Gordon 4-3; Wright 4-2; Jones 4-1.

PLAYER'S SEASON HIGH GAMES

Derek Smith	* 28 vs Southern Cal	(A)	Rodney McCray	** 17 vs Maryland/St. Louis	(A)
Jerry Eaves	* 26 vs Virginia Tech	(A)	Wiley Brown	14 vs Maryland	(H)
Poncho Wright	* 22 vs Memphis State	(H)	Roger Burkman	11 vs Tulane	(A)
Lancaster Gordon	* 20 vs Western Kentucky	(H)	Charles Jones	* 12 vs Western Kentucky	(H)
Scooter McCray	19 vs Virginia Tech	(H)	Greg Deuser	6 vs Florida State	(A)

* CAREER SCORING HIGH

** TIED CAREER SCORING HIGH

U of L INDIVIDUAL HIGHS

POINTS SCORED	Derek Smith	vs Southern Cal (A)	28 (FG 10 FT 8)
FIELD GOALS SCORED	Derek Smith	vs DePaul (A)	12 (Attempted 23)
	Derek Smith	vs Marquette (A)	12 (Attempted 12)
FREE THROWS SCORED	Jerry Eaves	vs US International (H)	9 (Attempted 9)
FREE THROWS ATTEM.	Rodney McCray	vs Minnesota	12 (No. Made 7)
	Derek Smith	vs Providence (H)	12 (No. Made 8)
REBOUNDS	Derek Smith	vs St. Louis (A)	14 (No. by Team 41)
ASSISTS	Jerry Eaves	vs US International (H)	7 (No. by Team 17)
BLOCKED SHOTS	Rodney McCray	vs Providence (H)	4 (No. by Team 4)
	Scooter McCray	vs Cincinnati (H)	4 (No. by Team 10)
STEALS	Lancaster Gordon	vs Tulane (H)	7 (No. by Team 15)

U of L TEAM HIGHS

FG SCORED	42 vs Memphis State	(H)	PERSONAL FOULS	31 vs Florida State	(H)
FG ATTEMPTED	82 vs Memphis State	(H)	ASSISTS	28 vs Memphis State	(H)
FT SCORED	28 vs Florida State	(H)	TURNOVERS	35 vs Tulsa	(A)
FT ATTEMPTED	42 vs Oklahoma State	(A)	BLOCKED SHOTS	10 vs Iona	(A)
POINTS	98 vs Florida State	(H)		10 vs Cincinnati	(H)
REBOUNDS	56 vs Tulane	(A)	STEALS	17 vs Florida State	(H)

LOUISVILLE SEASON RESULTS
Won 19, Lost 8

<u>SCORE</u>	<u>OPPONENT</u>	<u>TOP SCORER</u>		<u>TOP REBOUNDER</u>		<u>ATTENDANCE</u>
80-86	DePaul University	Smith	13	Smith	13	8,937
60-68	at Tulsa	Brown	12	Brown/McCrays	9	8,617
71-72	at Oklahoma State	Smith	21	R. McCray	10	6,600
78-67	Maryland	R. McCray	17	R. McCray	13	15,072
59-78	Utah	Eaves	14	R. McCray/Smith	6	16,613
56-62	Minnesota	R. McCray	13	Wright	8	13,806
64-86	North Carolina	Smith	18	R. McCray/Smith	11	6,000
79-50	Southern California	Smith	16	R. McCray	13	5,032
47-64	at Kansas State	Smith	16	Smith	7	11,220
73-53	at Tulane	Smith	19	Smith	13	3,153
83-68	at Cincinnati	Smith	20	R. McCray	13	10,000
98-78	Florida State	Wright	12	R. McCray	10	16,613
71-49	Missouri	Gordon	19	R. McCray	8	13,386
55-60	at Memphis State	Smith	15	S. McCray	10	11,200
71-55	Providence	Smith	24	Smith	13	14,382
61-57	St. Louis	R. McCray	14	Smith	6	15,127
92-70	Virginia Tech	Eaves	25	Smith	10	15,428
86-68	US International	Eaves	19	S. McCray	9	13,331
85-58	Tulane	Smith	17	R. McCray	9	14,836
82-73	at Florida State	S. McCray	17	Jones	10	2,982
71-66	at Virginia Tech	Eaves	26	Smith	10	8,800
79-60	at Marquette	Smith	26	S. McCray	7	11,052
95-65	Memphis State	Wright	22	Wright	6	16,613
91-57	Iona	Eaves	19	Smith	9	16,613
81-67	Cincinnati	Eaves	21	Smith	10	16,426
97-85	at St. Louis	Eaves	24	Smith	14	5,131
90-75	Western Kentucky	Gordon	20	S. McCray	10	16,613

Upcoming Games: Metro Conference Tournament March 5, 6, 7 Freedom Hall

TOTAL ATTENDANCE	313,583
Total Attendance Average	11,614
HOME ATTENDANCE TOTAL	214,859
Home Attendance Average	15,347

MEMPHIS STATE UNIVERSITY

President: Dr. Thomas G. Carpenter
 Faculty Representative: Dr. A. Ford Haynes
 Athletic Director: Bill J. Murphy
 Head Basketball Coach: Dana Kirk (2nd season MSU)
 Record to Date: 26-27

Assistant Coaches: Lee Fowler
 Larry Finch
 Arthur Banks

Location: Memphis, Tennessee

Enrollment: 21,500

Nickname: Tigers

Colors: Blue and Gray

1980-81 Record: 13-13

Sports Information Director: Jack Bugbee

Associate Sports Information Directors: Bob Winn, Mike Finn

Louisville Location: Executive Inn East 502-367-6161

MEMPHIS STATE UNIVERSITY NUMERICAL ROSTER

<u>NO.</u>	<u>NAME</u>	<u>POS.</u>	<u>HGT.</u>	<u>WGT.</u>	<u>CLASS</u>	<u>HOMETOWN (High School)</u>
10	Otis Jackson *	G	6-1	170	JR	Arlington, TN(Bolton)
12	Joe Parker	G	6-3	175	SO	Louisville, KY(Central)
13	Johnnie Gipson *	F	6-7	195	JR	Vance, MS(N.W. Miss. J.C.)
14	Jon Albright	G	6-3	185	FR	Greensboro, NC(Grimsley)
22	Bobby Parks *	G	6-5	185	FR	Grand Junction, TN(Middleton)
23	A. Maceo Battle	C	6-8½	195	SO	Memphis, TN(Mitchell)
31	Jeff Battle	F	6-4	195	JR	Rocky Mount, NC(Rocky Mount)
32	Phillip Haynes	G	6-3	180	FR	Memphis, TN(Northside)
34	Dennis Isbell *	F	6-7	196	SR	Blytheville, AR(Blytheville)
41	Bubba Lockett	G	6-2	175	SO	Memphis, TN(Christian Bros.)
42	Hank McDowell *	C	6-8½	198	SR	Memphis, TN(Treadwell)
45	Garry Taylor	F	6-6½	225	JR	Cincinnati, OH(N.W. Miss. J.C.)
55	Tony Hubbard	C	6-7½	225	SO	St. Petersburg, FL(Northeast)

Trainer: Eddie Cantler
 Manager: Mike Wyatt

*Indicates tentative starters

MEMPHIS STATE UNIVERSITY SEASON REVIEW

Memphis State opened and closed the 1980-81, season with 2-point losses, but managed a six-game and four-game winning streak in between. MSU, the only Metro Conference team to defeat Louisville in the past two seasons, missed outright second place by a total of 5-points, losing to Cincinnati 65-62 and to Florida State last Saturday, 80-78. The Tigers had a chance to win or tie both games in the final seconds, but missed crucial free-throws. MSU had been picked pre-season to finish fourth or fifth in the Metro Conference, but nearly captured second place. Close losses to Virginia Tech (71-70) and to St Louis, twice (66-59 and 64-58) kept Memphis State from challenging Louisville for the top spot.

After losing the opener to Southern Illinois (69-67), the Tigers put together a solid six-game winning streak, defeating Oklahoma City (98-86), Southwest Louisiana on the road (80-76), Southern Mississippi (70-65), Arkansas State (77-66), Delta State (87-58) and Livingston State (87-60). Vanderbilt ended MSU's string (111-96 at Nashville, but the Tigers bounced right back to whip tough Ole Miss (69-64) in Oxford, Ms. Following tough losses to Florida State on the road,, Kansas at home and Marquette on the road, Memphis State put together four wins in a row, by beating Tulane on the road, Louisville at home, along with Virginia Tech, and Cincinnati on the road, in the longest Metro Conference game in history, and the longest played this year in the NCAA. The Tigers whipped Cincinnati 99-85 in four overtimes at Riverfront Coliseum in Cincinnati. But MSU ran into trouble in the last eight games, losing five of them by a total of 17 points--most of them on the road.

"We played hard all season," said head coach Dana Kirk. "We just needed some breaks at the right time, and we would have alot more to show for our hard work." Now, we'll just regroup for the tournament. If we continue to play hard, and we get a few breaks, then we'll be all right."

Statistically, Memphis State did show some improvement over last year, in several catagories. The Tigers finished the regular season hitting .483 from the field, up a half percentage point from last year, when they finished with a 13-14 record. Rebounding improved also, as MSU is averaging 36.9, compared to 33.8 last year. Assists, blocks and steals are running about the same as last year, but free-throw shooting fell from .677 to .662. Nine of the 13 losses came as a result of poor shooting from the line or a missed toss near the buzzer. And turnovers plagued Memphis State at times. During one three-game stretch, MSU committed 68 for an average of nearly 23 a game.

Scheduling did not favor Memphis State either, especially in February. Due to the unavailability of the Mid-South Coliseum, the Tigers were forced to play five of their final eight games on the road. Those included Murray State, Southern Mississippi, Louisville, St. Louis and Virginia Tech. "We need to work on correcting this in the future," Coach Kirk said. "Teams with lots of home games in February, are the ones to really watch. They can gain the momentum going into tournament play," he said. Overall, MSU played only 14 home games this year (down 3 or 4 from past years), and half of them were in the month of December.

Memphis State, which hosts the Metro Tournament in the Mid-South Coliseum next year, must now shrug off those close losses down the stretch, and prepare for this week's tournament. The Tigers have compiled a 6-5 record, since the tourney was started in 1975-76.

MEMPHIS STATE UNIVERSITY PLAYER SKETCHES

Jon Albright -- (guard, 6-3, 185, Freshman) -- A walk-on from Greensboro, N.C., has been a big surprise for Memphis State this year. He has played only 115 minutes in 21 games, but has made some big, big plays, especially on defense. Jon handles the ball well, and makes good passes. But his smart play causes turnovers. His statistics, offensively are 3-3 from the field, and 15-24 from the line with 14 assists and 6 steals. He plays in spots, and plays well, always hustling.

A. Maceo Battle -- (center, 6-9, 195, Sophomore) -- "Mace" as he is called by fans, played in only 14 games his freshman year, scoring just 24 points. This year he has played in 22 games, has 68 points and 51 rebounds. He is a .511 field goal shooter, and doesn't foul much. He spells starter Hank McDowell, and does a good job. His career high is 10-points twice this year -- against Delta State and Tulane. He is a Memphian.

Jeff Battle -- (forward, 6'4", 195, Junior) -- Jeffrey is in his third season at Memphis State. The Rocky Mount, N.C., native has 354 career points through 64 games played, including 19 this year. He has 166 career rebounds, and his career high came against Austin Peay last year, when he scored 22 points. This year he was the leading scorer with 14 against Marquette. He has not played in the last six games, but has been used in spot situations, especially in MSU pressure defense situations.

Johnie Gipson -- (forward, 6'7", 197, Junior) -- "Johnie B" has come on to show perhaps the best improvement this season among Tiger players. The junior college transfer started slowly, but has come on strong down the stretch. He did not start the first eight games of the season, but against Ole Miss, his first start he scored 17 points, and has started ever since. He is the fourth best scorer for the Tigers with 240 points (9.2 avg.), and third best rebounder with 159 (6.1). He has scored in double figures ten times since starting, including a career high 23 points (20 rebounds) in MSU's four overtime win in Cincinnati. He is a native of Vance, Ms.

Phillip Haynes -- (guard, 6'3", 190, Freshman) -- "Doom" as he is called by players and fans, has played in every game this year, and has been shut out only twice. He is the 6th man in MSU's scheme of things, and is the third leading scorer with 268 points (10.3 avg.). He has led Memphis State in scoring five times this season, including his career high 29 points against Oklahoma City. He followed that effort with 23 on the road against S.W. Louisiana. The native Memphian added 25 against Vanderbilt, 17 against Delta State, and 16 at Murray State. He is a 47 percent field goal shooter and 70 percent free thrower.

Tony Hubbard -- (center, 6'7", 215, Sophomore) -- "Hubcap" has not seen much playing time in his first two years. He has played in 18 games as a Tiger, and scored 7 points. But his value is measured by his attitude in practice and at the games. He is MSU's cheerleader on the bench and at work on the practice floor. He is a native of St. Petersburg, Fl., and a friend to everyone.

Dennis Isbell -- (forward, 6'7", 195, Senior) -- "The Bell" is Memphis State's leading scorer with 316 points (12.1) and second leading rebounder (6.6) with 171. He has made Metro Conference Player of the Week several times, and has played in all 26 Tiger games to date. His career stats are impressive too. 969 career points, including a career high 25 at Florida State. 681 rebounds (5th best in Tiger history) and 6 more will make him 4th. 172 blocked shots, an MSU record. 131 assists and 69 steals. The native of Blytheville, Ar. has led MSU in scoring this year on 8 occasions.

MEMPHIS STATE UNIVERSITY PLAYER SKETCHES

Otis Jackson -- (guard, 6-1, 170, Junior) -- "O J" is Memphis State's Playmaker. The native of Arlington, Tn., is currently fifth in scoring with a 9.2 point average, and is leading the team in assists with 114. Otis has scored in double figures ten times this season and has the most playing time at 839 minutes in 26 games. His career stats are impressive. In three seasons (two and a half as a starter) he has scored 877 points, 323 assists (2nd place in Tiger history), and has played in 81 consecutive Tiger games. He is a 45 percent shooter from the field and 67 percent from the line.

Bubba Luckett -- (guard, 6-1, 170, Sophomore) -- Bubba has played in 14 games this year, and has scored 33 points. It was last year in this tournament, Luckett hit a long jumper at the buzzer to defeat St. Louis 62-60, and send the Tigers into the semi-finals of the Metro. He is an excellent shooter, both from the field and the line. He is a native of Memphis.

Hank McDowell -- (center, 6'9", 210, Senior) -- "Big Mac" is Memphis State's second leading scorer with 306 points (11.7), and leading rebounder with 192 (7.4). He has been selected Metro Conference Player of the Week several times, and is having another solid season. He has led MSU in scoring 8 times this year, and has scored in double figures 16 times. His career stats are impressive. 815 points, 555 rebounds and 137 assists. He became a starter mid-way through his sophomore season, and has been one ever since. He has played in 95 consecutive games for the Tigers. He is a Memphian.

Joe Parker -- (guard, 6-3", 175, Sophomore) -- Joe has played in 13 games this season, but has come in to help in tight situations. He has shot well from the field (3 of 5), but has had trouble at the line (4-11). He is a native of Louisville, Ky.

Bobby Parks -- (guard, 6'5", 180, Freshman) -- Bobby has had an outstanding year, especially for a freshman. He could be a candidate for freshman of the year in the Metro. He is the Tigers 6th leading scorer with 228 points (8.8 avg.) and the fourth leading rebounder with 116 (4.5). He has led the Tigers five times this year in scoring, including a career high 21 points against Oklahoma City. In 26 games he has been shut out only three times. He has 36 assists and 20 steals in 718 minutes played. He is from Grand Junction, Tn.

Garry Taylor -- (forward, 6'6", 225, Junior) -- Garry started for MSU the first 8-games of the season, but yielded to Johnie Gipson, who came on strong. Taylor is averaging 3.4 points per game, and has a career high 11 points, three times, against S.W. Louisiana, Southern Illinois, and Florida State. He has played in 24 games this year, after receiving a hardship from the conference last year, when he was injured after two games. He is a native of Cincinnati, O.

HEAD COACH DANA KIRK

Dana Kirk is in his second season at Memphis State University, and the 22-year veteran high school/college head coach becomes more enthusiastic about the game of basketball each season.

Kirk's two-year current record at MSU is 26-27 overall and 11-15 in the Metro Conference. Just 25 points (three per game) stand between a 19-7 record in league play as apposed to the 11-15. (Three games lost last year by a total of six points, and five games this year by a total of 19 points)

But their have been plenty of big "close" wins, also. In the past two years the Tigers have won 6 games in league play by a total of 15 points, including a 5-point win this year over Louisville, making MSU the only conference member to defeat the Cardinals in two-plus seasons.

Coach Kirk is a native of Logan, West Virginia, and a graduate of Marshall University in Huntington, West Va., in 1958. At Marshall he was a two-sport letterman, playing center on both the football and basketball teams. Upon graduation, he spent six years coaching high school basketball, before entering the college ranks in 1965 at the University of Tampa. His combined high school/college coaching record was an impressive 197-94. When Tampa discontinued football and basketball, Kirk became an assistant coach for five seasons under Denny Crum at the University of Louisville from 1971-72 through 1975-76. During those five seasons, Louisville went 118-28 and played in five post season tournaments.

In 1976-77, Coach Kirk became head coach at Virginia Commonwealth, and led the Rams to 13-13, 24-5, and 20-5 records. He became head coach at Memphis State on March 20, 1979. The 44-year old Kirk has been a part of 540 games and has a combined record of 398-172.

Kirk's style is "not to run and gun, but to run and make it," and these philosophies have paid off with some mighty big wins, especially against a tougher schedule. When Coach Kirk took the job at MSU, he said that he preferred a tougher schedule than the one the Tigers were playing, especially in December to prepare for the always tough Metro Conference games. He immediately went out and signed home and home series with Marquette, Kansas and Penn State to replace some Division II members. This past season was probably the most difficult in a decade, and certainly rates near the top in Tiger history, especially since only 14 games were played at home, down three or four from other seasons.

About this year's Metro Conference Tournament this week in Louisville, Coach Kirk says: " Louisville has to be a complete favorite...the strong, strong favorite. They have got great talent, the home court...everything. But they're beatable," he says. "I just don't know who'll be the team to do it." In a press conference with Bobby Hall of the Commercial Appeal, following MSU's loss to Florida State (80-78), Kirk said: "I think Florida State is capable of beating anybody."

MEMPHIS STATE UNIVERSITY

Total Record 13-13

Metro 5-7

<u>PLAYER</u>	<u>G</u>	<u>MIN</u>	<u>FG-FGA</u>	<u>PCT</u>	<u>FT-FTA</u>	<u>PCT</u>	<u>REB-AVG</u>	<u>PF-D</u>	<u>TP</u>	<u>AVG</u>
ISBELL	26	739	142-274	.518	32-55	.581	171-6.6	73-2	316	12.1
Metro	12	357	64-130	.492	16-27	.592	78-6.5	35-1	144	12.0
MCDOWELL	26	894	104-216	.481	98-136	.720	192-7.4	75-2	306	11.7
Metro	12	463	54-114	.473	46-62	.741	103-8.5	34-1	154	12.8
HAYNES	26	649	108-229	.471	52-74	.702	52-2.0	53-2	268	10.5
Metro	12	294	38-92	.413	17-26	.653	21-1.7	23-1	93	7.7
GIPSON	26	649	97-188	.515	46-58	.793	159-6.1	40-2	240	9.2
Metro	26	360	48-98	.489	28-36	.777	83-6.9	23-2	124	10.3
JACKSON	26	839	98-218	.449	50-74	.675	51-1.9	73-5	246	9.5
Metro	12	419	50-109	.458	27-35	.771	26-2.1	41-4	127	10.5
PARKS	26	718	75-155	.483	78-118	.661	116-4.5	52-1	228	8.8
Metro	12	320	31-67	.462	28-42	.666	41-3.4	27-1	90	7.5
TAYLOR	24	256	30-71	.422	22-32	.687	46-1.9	32-0	82	3.4
Metro	11	99	12-29	.413	11-14	.785	24-2.1	14-0	35	3.1
A. BATTLE	22	170	23-45	.511	22-45	.488	51-2.3	38-0	68	3.1
Metro	9	47	6-13	.461	11-22	.500	13-1.4	8-0	23	2.5
J. BATTLE	19	178	28-59	.474	8-18	.444	36-1.8	33-1	64	3.3
Metro	7	76	11-23	.478	4-8	.500	14-2.0	12-1	26	3.7
LUCKETT	14	67	11-29	.379	11-14	.785	3-0.2	1-0	33	2.4
Metro	4	16	3-5	.600	7-7	1.000	0-0.0	0-0	13	3.2
ALBRIGHT	21	115	3-3	1.000	15-24	.625	8-0.4	9-0	21	1.0
Metro	10	58	1-1	1.000	10-14	.714	6-0.6	6-0	12	1.2
PARKER	13	34	3-5	.600	4-11	.363	7-0.5	2-0	10	0.7
Metro	6	11	1-1	1.000	2-3	.667	3-0.5	0-0	4	0.6
HUBBARD	11	17	1-7	.142	1-3	.333	8-0.7	2-0	3	0.2
Metro	4	5	0-0	.000	0-2	.000	3-0.7	1-0	0	0.0
TEAM REBOUNDS							61-2.3			
Metro Team Rebounds							25-2.1			
MSU TOTALS	26	5325	723-1499	.482	439-662	.663	961-36.9	483-15	1885	72.5
MSU Metro	12	2525	319-682	.467	207-298	.694	440-36.6	224-11	845	70.4
OPP TOTALS	26	5325	732-1596	.458	409-569	.718	903-34.7	571-27	1873	72.0
OPP Metro	12	2525	332-714	.464	195-263	.741	392-32.6	250-14	859	71.5

DEAD BALL REBOUNDS (Not included in team totals) MSU 93-38 OPP 67-35

STEALS: MSU (134) OPP (230) - Jackson (39), Parks (20), McDowell (16), Gipson (15), Isbell (12), Haynes (12), Albright (6), Battle (5), Taylor (3), Parker (3), A Battle (1), Hubbard (1), Luckett (1)

ASSISTS: MSU(318) OPP (306) - Jackson (114), McDowell (47), Isbell (42), Parks (36), Haynes (29), Gipson (17), Albright (14), Taylor (6), J. Battle (6), A. Battle (5), Parker (2)

BLOCKED SHOTS: MSU (84) OPP (54) - Isbell (35), A. Battle (13), Parks (12), McDowell (8), Gipson (7), Jackson (3), Haynes (2), Taylor (2), J. Battle (1), Hubbard (1)

1980-81 MEMPHIS STATE UNIVERSITY BASKETBALL

GAME-BY-GAME RESULTS: WON 13 LOST 13

<u>MSU</u>	<u>OPP</u>	<u>W-L</u>	<u>ATT</u>	<u>HIGH PTS</u>	<u>HIGH RBS</u>
67 Southern Illinois ⁺	69	L	10,219	McDowell-14	McDowell-9
98 Oklahoma City ⁺	86	W	8,409	Haynes-29*	Parks-11
80 @ S W Louisiana	76	W	4,205	Haynes-23	Isbell/McDowell-7
70 Sou. Miss.	65	W	10,892	Isbell-24	Isbell-13
77 Arkansas State	66	W	10,942	Parks-17	Parks-11
87 Delta State	58	W	9,648	McDowell/Haynes-17	A. Battle-8
87 Livingston State	60	W	7,291	Isbell-20	Isbell-8
96 @ Vanderbilt	111	L	15,424	Haynes-25	Parks-11
69 @ Ole Miss	64	W	7,209	McDowell-23	McDowell/Gipson-12
66 @ Florida State [#]	84	L	1,022	Isbell-25*	Isbell-10
49 Kansas	59	L	11,019	Gipson-16	Gipson/Isbell-6
67 @ Tulane [#]	55	W	1,440	McDowell-18	Parks-8
67 @ Marquette	86	L	10,852	J. Battle-14	Jackson-5
59 St. Louis [#]	66	L	7,959	McDowell-13	McDowell-13
91 Tulane [#]	79	W	8,219	Jackson-15	Gipson-11
60 Louisville [#] OT	55	W	11,200	McDowell-18	McDowell-10
70 Virginia Tech [#]	60	W	10,981	Parks-16	Gipson-10
99 @ Cincinnati [#] 4 OT	85	W	6,510	Gipson-23*	Gipson-20
52 @ Murray State	57	L	5,300	Haynes-16	Isbell-9
62 Cincinnati [#]	65	L	11,200	McDowell/Parks-11	McDowell-8
69 @ Sou. Miss.	90	L	5,691	Parks-14	Gipson-9
65 @ Louisville [#]	95	L	16,613	Gipson-17	Isbell-8
58 @ St. Louis [#]	64	L	3,013	McDowell-16	McDowell-14
70 @ Virginia Tech [#]	71	L	3,375	Isbell-18	Gipson-8
75 Penn State	67	W	8,151	Isbell-23	Gipson-12
78 Florida State [#]	80	L	7,254	Jackson/Parks-16	McDowell-10

[#]Metro Conference Games

⁺Mid South Classic Double Header

*Career High at MSU

Season Record: Overall: 13-13

Conference: 5-7

Home: 9-5

Away: 4-8

ST. LOUIS UNIVERSITY

President: Rev. Thomas R. Fitzgerald S.J.

Faculty Representative: Dr. Guy Banville

Athletic Director: Ron Ekker

Head Basketball Coach: Ron Ekker

Career Record: 205-168

St. Louis: 31-49

Assistant Basketball Coaches: Rick Starzecki

Harry Rogers

Mike Riley

Enrollment: 10,300

Nickname: Billikens

Colors: Blue and White

1980-81 Overall Record: 9-17

1980-81 Metro Record: 3-9

Sports Information Director: Dick O'Connor

Team Headquarters: Executive Inn-West (502) 367-2251

NUMERICAL ROSTER

<u>NO.</u>	<u>NAME</u>	<u>POS.</u>	<u>HT.</u>	<u>WT.</u>	<u>CL.</u>	<u>HOMETOWN (HIGH SCHOOL)</u>
11	Tony Lawrence	G	6-2	180	Fr.	Festus, Mo. (Festus High)
12	LaTodd Johnson	G	6-0	160	So.	Evanston, Ill. (Evanston Township)
22	David Burns	G	6-2	180	Sr.	Dallas, Tex. (Navarro C.C.)
25	Jeff Schneider	G	6-4	180	So.	Louisville, Ky. (DeSales High)
32	Monte Poole	F	6-5	220	So.	Atlanta, Ga. (Douglass High)
34	Bob Mueller	F-C	6-8	190	Jr.	St. Louis, Mo. (Cleveland)
35	Willie Becton	F	6-7	205	Fr.	Memphis, Tenn. (Douglass High)
42	Darryl Anderson	F	6-4	200	Fr.	St. Louis, Mo. (Northwest)
54	Dick Missavage	F	6-5	195	Jr.	St. Louis, Mo. (McCluer North)

ST. LOUIS SEASON REVIEW

Although a 9-17 overall record and a seventh place finish in the league might not indicate improvement, Billiken basketball Coach Ron Ekker does feel his team made important strides in 1980-81.

"I know the won-loss record is a disappointment," Ekker said. "But our kids played hard in every game and they played up to their potential and that can never be a disappointment."

Ekker points to a couple of areas the Billikens were particularly disappointing, shooting and rebounding.

"We didn't do either very well," Ekker said. "Our teams needed to shoot over .50% for the season and we needed to compensate and hit the boards harder than we did."

St. Louis shot only .495 from the field, but shot less than .500 in 16 games and won only two of those. The Bills were also outrebounded by almost two and one-half per game.

On the positive side Ekker, singles out the competitive nature of the squad and its ability to come from behind.

"This team performed better than any other St. Louis U. team that I have coached. Our wins were of a different nature than those of previous seasons. We've had some great wins and the kids never quit. I would classify the two wins over Memphis State and the wins over Dayton, Florida State and Iowa State as big as any in the last three years."

Many Billikens distinguished themselves as individuals. David Burns and LaTodd Johnson performed as well as any guard combination in the league and freshmen forwards Darryl Anderson and Willie Becton displayed a tremendous amount of talent for first year players.

Burns led the conference in scoring through most of the season before losing the scoring championship on the last day of the season to Dale Solomon.

"David deserves to be an all-American," Ekker said. "And with all due respect to the rest of the players in the league, I honestly believe he is the best all-around player in the league."

Burns will end up rewriting both the Metro and St. Louis U. record books as he becomes the Conference's all-time scoring average leader (19.2) and the Billiken's ninth all-time leading scorer and the first player to score more than 1,000 points in just two seasons.

Burns' running mate LaTodd Johnson has had to play in David's shadow throughout the season but Johnson led the conference in steals and was second in assists.

Ekker also singles out the play of his two all-star freshmen Darryl Anderson and Willie Becton.

"Those two were great," Ekker said. "They deserve every honor they get."

St. Louis Season Review--continued

Becton led the Bills in rebounding and was second in scoring to Burns. He turned in several great performances and scored in double figures in 18 games.

Anderson was third in scoring and second in rebounding and also was among the league leaders in blocked shots.

What does the tournament hold for the Billikens?

"With the exception of Louisville," Ekker said, "we feel as though anybody can beat anybody on any night. We will play Florida State in the first round and I expect a top notch performance from our players. When we have gotten that kind of effort we have proven we can play with anyone."

ST. LOUIS PLAYER SKETCHES

DARRYL ANDERSON -- (forward, 6-4, 200, Freshman) "Captain Sky" as he is called by his teammates has tremendous jumping ability. Darryl is a native St. Louisian and has started in 24 games, having missed two games due to back injury. Darryl averaged almost 10 points per game during the regular season and he was the team's second leading rebounder with an average of 5.4 per game. Darryl possesses tremendous jumping ability and has blocked 30 opponents shots this season. A lefthanded shooter, Darryl should make the conference's all-freshman team. His high point game was 20 this season vs. Louisville in St. Louis. He is the youngest player on the squad.

WILLIE BECTON -- (forward, 6-7, 205, Freshman) A native of Memphis, Tennessee, Willie has been one of the Metro's top freshman performers this season. He has started in all 26 Billiken games this season and is one of three Billikens to do so. Willie has enjoyed a great first season and has been among the league leaders in scoring all season long. He has been the Billiken rebounding leader all season and was the leading scorer in 11 Billiken games this season. His high point game was 27 vs. Virginia Tech in Blacksburg. He enjoyed a homecoming game in Memphis as the Bills upset the Tigers in the Mid-South Colliseum behind Willie's 18 point performance. Willie has been amazingly consistant all season long and has scored in double figures in 17 games.

DAVID BURNS -- (guard, 6-2, 180, Senior) What more can be said about the team captain David Burns. He is the heart and soul of the Billikens. He led the Metro Conference in scoring, he was the only player in the conference to be named the Metro Player of the Week twice this season, he holds the Metro Conference career scoring average record (19.0), he was recently named to the USBWA District 3A all-star team and will undoubtedly receive many more honors before the season is over. David has started in 53 consecutive games entering the tournament and has scored in double figures in 50 of those games. He has scored more than 30 points four times in his career, and more than 20 points 21 times in his career. David recently became the first SLU player in eight years to score more than 500 points in a single season and he reached the 1,000 point level in his 53rd game thus becoming the first St. Louis player to ever reach that level so early in a career. He has been named to the Connecticut Mutual Classic, the Sun Bowl, and Toledo Blade Glass all-tournament teams and his 32 points vs Alabama is still a Sun Bowl record. He was a junior college all-american at Navarro Community College in Corsicana, Texas prior to joining the Billikens and he led his South Oak Cliff High School team to the 1976 Texas State Chamopinship. David will end up with the University's second highest single season shooting percentage and earlier this season he was 9-9 from the field in a game vs. Memphis State in Memphis. David can also do other things well. He was among the league leaders in scoring, field goal percentage, blocked shots, assists, free throw percentage, and steals. Denny Crum said "David played as well against us as anyone player we have faced all season." His own Coach, Ron Ekker said "With all due respect to the rest of the players in the league, I sincerely believe that David is the best all-round player in the Metro Conference this season."

LATODD JOHNSON -- (guard, 6-0, 160, Sophomore) Although often overshadowed by David Burns' accomplishments, LaTodd has had an outstanding season for Coach Ekker. He recently broke David Burns' all-time SLU record for assists in one season, and he finished the season with 133 assists which is good enough for second place in the league. In addition to his playmaking

ST. LOUIS PLAYER SKETCHES -- CONTINUED

ability, LaTodd also led the Metro Conference in steals with 57 . Inserted into the starting line-up at the end of last season, LaTodd has now started in 33 consecutive games entering the tournament. LaTodd can also score when necessary and has scored in double figures in many games this season. LaTodd's high point game this season was 20 vs. North Texas State when he set a "Super Pit" record for most free throws made in one game, 14. Although short in stature, LaTodd has been called by Coach Ekker as the "ultimate overachiever." He is called "Might Mouse" by his teammates.

TONY LAWRENCE -- (guard, 6-2, 180, Freshman) One of three freshmen on this year's squad Tony has filled in well behind both David Burns and LaTodd Johnson. He picked up valuable playing time and has played in 20 games this season. He was the leading scorer in the entire St. Louis area his senior year in high school. His high school scoring average was 27.5 points per game. A native of Festus, Missouri, Tony's high point game this season was eight points vs. McKendree in the Checkerdome. A popular member of the squad, Tony has officially become the "Press Agent" for the other two freshmen on the team, Darryl Anderson and Willie Becton, Both of whom are starters for the Bills.

DICK MISSAVAGE -- (forward, 6-5, 195, Junior) Dick has been a spot player this season seeing action in only seven games. A good shooter from the perimeter, Dick averaged 19.9 points a game in high school while playing for a team that finished the season with a 28-1 record. A native of St. Louis he was a member of the National honor Society in high school and he is majoring in business at the University.

BOB MUELLER -- (center, 6-9, 190, Junior) Bob has started in 24 of 26 games for the Billikens and is the team's third leading rebounder. Bob has averaged almost six points and just over five rebounds per game this season. Bob also contributes with his passing and he has 61 assists on the season which is third highest on the team. Bob is also a very good defensive player who takes a charge as well as anyone in the league. Bob's high point game this season was 13 vs. Tulane in ST. Louis. His high rebound game was 10 vs. Florida State. A native St. Louisian, Bob's talents aren't limited to the basketball court as he has sung the national anthem at a St. Louis Cardinals' baseball game and a St. Louis U. soccer game.

MONTE POOLE -- (forward, 6-5, 220, Sophomore) Monte has come into his own this season. He has started the last two games and a total of five this season. Monte's high point game this season was 13 vs. Florida State in the Bills' upset win over the Seminoles in St. Louis. He is averaging almost five points a game and almost three rebounds per contest. Monte's high arching shot is usually very accurate and only recently has his shooting percentage slipped below .500. Monte attended Douglass High School in Atlanta, Georgia and also lettered in football there.

JEFF SCHNEIDER -- (guard, 6-4, 180, Sophomore) Jeff is a native of Louisville and is returning home for the tournament. A member of the Metro's all-freshmen team last season, Jeff has found the going a bit rough this season. He has played in 18 games this season, six less than he played in last season. A good outcourt shooter, Jeff is used effectively against zone defenses. His high point game this season was 10 points vs. Virginia Tech. Jeff played high school basketball at DeSales High School and averaged 21 points per game. Jeff's career high point game was 18 vs. Florida State in Tallahassee last year.

HEAD COACH RON EKKER

Ron Ekker is ending his third season as the head basketball coach and his second as the Athletic Director at St. Louis University.

Under Ekker's guidance the basketball program has begun the rejuvenation necessary to compete on the major college level. He has given the entire athletic program both respectability and credibility in his short tenure at the university.

Ekker became the 19th head coach in St. Louis University history on July 28, 1978 and after one season as the basketball coach, he was given the additional responsibility of Athletic Director, becoming the first person to hold the dual role since Eddie Hickey served from 1947-1958.

His first year at St. Louis University saw the Billikens win 10 games and lose 17. Last season the Billikens won 12 while losing 15, but set several school records including the most conference wins ever in the Metro (four) and the highest finish ever by the Billikens in the Metro (fifth place).

This season Ekker won his 200th game as a coach when the Billikens upended Missouri-St. Louis at the Checkerdome. The bills finished this season with 9 wins and 17 losses.

A 46-year-old native of Mabel, Minnesota, Ekker is a 1962 graduate of Winona State University and prior to being named head coach at SLU, he served as the Head Coach at West Texas State University in Canyon, Texas.

Ekker's 14-year-old collegiate record is impressive as his teams have won 205 games while losing 178. Ekker's 1976 West Texas State team was 19-7 and ranked in the nation's Top 20 for five consecutive weeks. Ekker was named Missouri Valley Conference Coach of the Year in 1976.

After serving as an assistant coach at both Wayne State and Winona State, Ekker assumed the head coaching duties at Winona State in 1966. His first year they finished with a 15-11 record and he was chosen the Northern Intercollegiate Conference Coach of the Year.

In 1970 Ekker was named as assistant coach at the University of Minnesota where he was in charge of all scouting and recruiting.

In 1971 Ekker was named head coach at Hillsdale College in Hillsdale, Michigan. His two year record at Hillsdale was 44-17 and he won the NAIA District Final in 1973.

Ekker again worked his rebuilding magic when he moved to West Texas State in 1973. His records at the Missouri Valley school were: 11-5, 9-17, 19-7, 18-12 and 8-18. Ekker coached NBA star Maurice Cheeks for four at West Texas State.

ST. LOUIS UNIVERSITY
Total Record 9-17
Metro 3-9

	<u>G-S</u>	<u>FGM-FGA</u>	<u>PCT</u>	<u>FTM-FTA</u>	<u>PCT</u>	<u>REB</u>	<u>AVG</u>	<u>PF-IQ</u>	<u>PTS</u>	<u>AVG</u>
BURNS	26-26	213-371	.574	119-163	.730	120	4.6	95-9	545	21.0
Metro	12-12	110-181	.607	61-78	.782	61	5.1	47-4	278	23.2
BECTON	26-26	156-336	.464	43-58	.741	183	7.0	89-5	355	13.6
Metro	12-12	68-162	.419	17-25	.680	77	6.4	46-3	137	11.4
ANDERSON	24-22	97-201	.482	37-52	.711	127	5.3	71-4	229	9.5
Metro	10-10	44-85	.517	17-22	.772	49	4.9	33-3	105	10.5
JOHNSON	26-26	64-144	.444	105-152	.690	67	2.6	80-1	233	9.0
Metro	12-12	29-71	.408	39-54	.722	32	2.7	41-0	97	8.1
MUELLER	26-24	55-124	.443	41-63	.650	134	5.2	101-8	151	5.0
Metro	12-10	21-57	.368	19-28	.678	61	5.0	42-2	61	5.0
POOLE	24-6	49-99	.494	28-40	.700	66	2.8	58-3	126	5.3
Metro	12-3	28-61	.459	8-13	.615	34	2.8	38-4	64	5.3
SCHNEIDER	19-0	16-32	.500	6-11	.545	16	.8	21-0	38	2.0
Metro	9-0	9-20	.450	2-4	.500	9	1.0	12-0	20	2.4
LAWRENCE	21-0	6-15	.400	6-11	.545	12	.6	28-0	12	.6
Metro	8-0	3-6	.500	0-2	.000	2	.3	14-0	6	.8
MISSAVAGE	7-0	2-4	.500	1-1	1.000	3	.4	6-0	5	.7
Metro	2-0	1-1	1.000	0-0	.000	0	.0	1-0	2	1.0
Other	10-0	7-17	.411	8-10	.800	22	2.2	17-0	22	2.2

Deadball Rebounds 54
Team Rebounds 81

SLU Totals	26-26	665-1343	.495	394-561	.702	831	32.0	560-32	1722	67.4
SLU Metro Totals	12-12	313-644	.486	160-226	.707	359	29.9	264-16	786	65.5
OPP Totals	26-26	679-1457	.466	434-646	.671	893	34.3	519-11	1799	68.9
OPP Metro Totals	12-12	317-649	.488	224-326	.687	422	35.1	223-5	858	71.5
Opp Deadballs						72				

Steals: SLU (176); Opp (189); Johnson (57), Burns (50), Anderson (19), Mueller (17), Becton (15), Lawrence (9), Poole (8), Schneider (1)

Assists: SLU (349), Opp (377); Johnson (133), Burns (98), Mueller (60), Becton (26), Schneider (11), Poole (7), Lawrence (6), Anderson (4), Other (3), Missavage (1)

Blocked Shots: SLU (86), Opp (85); Anderson (30), Burns (21), Mueller (15), Becton (10), Johnson (2), Poole (2), Schneider (2), Other (2), Lawrence (1), Missavage (1)

ST. LOUIS SEASON RESULTS

Won 9 , Lost 17

<u>SCORE</u>	<u>OPPONENT</u>	<u>SITE</u>	<u>TOP SCORER</u>	<u>ATTENDANCE</u>
91-51	William Jewell	Home	Burns 23	1,871
55-64	McKendree	Home	Becton 14	2,334
70-47	Delaware State	Home	Burns 27	2,259
57-64	Creighton	Home	Burns 26	2,401
58-76	Missouri	Columbia, MO	Burns 22	9,012
61-69	Butler	Indianapolis, IN	Burns 19	2,870
54-57	Western Kentucky*	Storrs, CT	Burns 19	12,412
61-54	Army*	Storrs, CT	Becton 22	14,580
81-64	Missouri-St. Lous	Home	Becton 22	2,207
70-74	Alcorn State	Home	Burns 28	4,122
67-93	DePaul	Chicago, IL	Becton 24	13,393
78-66	Dayton	Home	Becton 23	2,691
66-59	Memphis State	Memphis, TN	Burns 20	7,959
61-59	Iowa State	Home	Burns 18	2,556
57-69	Cincinnati	Home	Burns 14	6,022
69-75	Virginia Tech	Home	Burns 23	2,223
57-61	Louisville	Louisville, KY	Burns 22	15,127
71-83	Tulane	Home	Burns 25	2,041
72-71	Florida State	Home	Burns 22	2,301
76-96	North Texas State	Denton, TX	Johnson 20	3,100
57-70	Florida State	Tallahassee, FL	Burns 15	1,152
69-84	Virginia Tech	Blacksburg, VA	Becton 27	4,250
64-58	Memphis State	Home	Burns 36	3,013
50-59	Cincinnati	Cincinnati, OH	Burns 28	8,559
85-97	Louisville	Home	Burns 29	5,131
69-75	Tulane	New Orleans, LA	Burns 21	1,101

*Connecticut Mutual Classic - Storrs, Connecticut

SEASON RECORD

Overall - 9-17
Conference - 3-9
Home - 7-7
Away - 1-10
Neutral - 1-0

TULANE UNIVERSITY

President: Dr. Eamon Kelly - Acting President
Faculty Representative: Dr. James Rogers
Athletic Director: Hindman Wall
Head Basketball Coach: Roy Danforth
Tulane Record: 33-75 in 4 years*
Career Record: 181-146 in 12 years overall*
Assistant Basketball Coaches: Jim Lewis
Tom Green
Gary Lorio

Enrollment: 10,040
Nickname: Green Wave
Colors: Olive Green and Sky Blue
1980-81 Overall Record: 11-14
1980-81 Metro Record: 4-8 - 6th Place
Sports Information Director: M.L. Lagarde
Assistant Sports Information Director: Ora Cosse
Team Headquarters: Executive Inn West (502) 367-6161

*Add Season Totals

NUMERICAL ROSTER

<u>W-G</u> <u>NO.</u>	<u>NAME</u>	<u>POS.</u>	<u>HT.</u>	<u>WT.</u>	<u>CL.</u>	<u>HOMETOWN (HIGH SCHOOL)</u>
10-10	Daryl Moreau	G	6-2	160	So.	New Orleans, La. (DeLaSalle)
12-12	Craig Harris	G	5-9	150	Sr.	Alexandria, Va. (T.C. Williams)
14-14	Reggie Duke	G	6-2	165	Jr.	Pittsburgh, Pa. (Westinghouse)
15-15	Joe Holston	G	6-4	175	Jr.	Washington, D.C. (Dunbar)
20-20	Reggie McLaurin	G	6-2	185	Sr.	Goldsboro, N.C. (Goldsboro)
22-22	Jim Hurd	G-F	6-4	185	Sr.	Metairie, La. (East Jefferson)
24-40	Gary Delph	G	6-2	175	Fr.	Anderson, Ind. (Highland)
30-30	Craig Beard	F	6-6	205	Fr.	Birmingham, Ala. (C.W. Hayes)
33-33	Paul Thompson	F	6-6	190	So.	Alexandria, La. (Peabody)
32-32	Clarence James	F	6-6	195	Sr.	Tampa, Fla. (Robinson)
40-40	Jimmy Elliott	G	6-2	175	Fr.	Knoxville, Tenn. (Farragut)
44-44	Eric Dozier	F	6-7	200	Sr.	Washington, D.C. (Carroll)
45-45	Bob Coleman	F	6-7	210	Fr.	Central Square, N.Y. (C.S. High)
50-50	Micah Blunt	F	6-9	195	Jr.	Metairie, La. (East Jefferson)
52-52	Steve Carpenter	C	7-0	220	So.	Knoxville, Tenn. (Farragut)

TULANE SEASON REVIEW

Tulane began the season with record breaking performances. Three straight victories on the road established a school record for most consecutive wins on the road to open a season. Victories over Oklahoma City, Southern Illinois and Rice gave high hopes to a great season. Twin losses to Louisiana State and two losses in the Oil Capital Classic with a victory over Roosevelt sandwiched in leveled the record to 4-4. The next two games were part of the see-saw middle section of the schedule. During this segment the Green Wave lost to Louisville, topped Fredonia State, lost to Memphis State and defeated Mercer.

With a 6-6 record Tulane poked its head above .500 with a victory over crosstown rival University of New Orleans. Back-to-back road losses to Memphis State and Florida State dropped the record below .500 once again.

Then the Green Wave played one of the best games of the season in downing Cincinnati 65-50 in the Superdome. The victory was followed by a loss to Florida State, but then Tulane scored an outstanding win over St. Louis on the road.

After the first three games of the year injuries and sickness took hold of the team and coach Roy Danforth just did not know from game to game who would play much less start. At one time starters Joe Holston and Micah Blunt were in the hospital at the same time. Later another starter Reggie Duke broke his hand in a fall.

Starters Eric Dozier and Jim Hurd experienced injuries before and during the season. Dozier never did return to 100% efficiency from pre-season knee surgery. Hurd missed four games with injuries. It was that type of year for Danforth and his staff.

Everyone is well for the Metro tournament for the first time in quite some time. It could mark a new beginning for the Green Wave, and like the beginning of the season the coaches are hoping it is.

TULANE PLAYER SKETCHES

CRAIG BEARD -- (forward, 6-6, 205, Freshman) One of two walk-ons on the squad. Averaged over 20 points a game in his senior year in high school. Has good mobility and a fine shooting touch on the jump shot. Saw action in almost half the games and scored just under two points a game.

MICAH BLUNT -- (forward, 6-9, 195, Junior) Did not play at full speed in several games this season due to sickness and injuries. Still playing hot and cold even though he is a three year starter. Like the little boy when he is hot he is really hot, when he is cold he is really cold. Second leading scorer and rebounder on the team. His scoring average was in double figures all season.

STEVE CARPENTER -- (center, 7-0, 220, Sophomore) Dubbed 'Tree' by his teammates. He has a fine shooting touch for a man his size and continues to improve. Has seen only spot duty during this season but coaches hope he will develop into a top notch collegiate center in time.

BOB COLEMAN -- (forward, 6-7, 210, Freshman) He is the other walk-on along with Beard. The young player is sound fundamentally and has shown great hustle during practice and in games. Although he has seen only limited action in games this season he has added depth to the forward position where it was needed when sickness and injuries set in.

GARY DELPH -- (guard, 6-2, 175, Freshman) A top notch point guard who is just waiting for his time to play a great deal. An excellent shooter who did not miss a shot until the tenth game of the year. He was nine straight before his miss. Averaged 6.8 assists per game over a 58 game prep career.

ERIC DOZIER -- (center, 6-7, 200, Senior) Steady veteran who has been a fixture in the Tulane front court the past four seasons. Has seen action at both forward and center. An all-Metro Frosh player who had knee surgery before his senior season at Tulane and never did reach 100% efficiency.

REGGIE DUKE -- (guard, 6-2, 165, Junior) Finally came into his own, began starting, then broke his hand mid-way through the season and is just coming back full speed. His quickness and aggressiveness made him valuable on defense. His outside shooting contributed against some tight zone defenses the Wave faced during the season.

JIMMY ELLIOTT -- (guard, 6-2, 175, Freshman) Came to Tulane with impressive high school statistics, averaging 19.8 points per game and being named to the UPI and Tennessee Sportswriters Association First Team all-state squads. His 1631 points made him the school's third-all time scorer. Saw limited action first season but the potential was evident.

CRAIG HARRIS -- (guard, 5-9, 150, Senior) Heart, soul, guts and spirit of the squad. Saw action just briefly this season after starting for several years but never let up in practice, on the court or on the bench with his ever driving desire to get the squad rolling. A great crowd pleaser on or off the court.

JOE HOLSTON -- (guard, 6-4, 175, Junior) As a freshman he was team's most valuable player. Led the squad in assists, steals and was number two scorer last season. Counted on heavily this year but back problems twice hospitalized him. Still managed to finish season scoring in double figures and easily leading the team in assists.

Tulane Player Sketches -- continued

JIM HERD -- (forward, 6-4, 185, Senior) The find of the year by the coaching staff. After seeing very little playing time in three years he earned a starting berth and only injuries kept him from playing every game. Small forward but quick and possesses great moves under the basket. Finished just under double figures in scoring.

CLARENCE JAMES -- (forward, 6-6, 195, Senior) Got the nickname of 'Instant Offense' for the way he comes off the bench and ignites the scoring for the Wave. Earned several starting assignments this year, something he rarely had in his three previous years. Great medium range jump shooter who has experience and leadership.

REGGIE MCLAURIN -- (guard, 6-2, 185, Senior) Named Tulane's top defensive player last winter and is certain to earn the same honor this year. He has exceptional quickness and uses his experience to help him in guarding toughest scorer each game in the back court. Improved his free throw shooting tremendously over the season.

DARYL MOREAU -- (guard, 6-2, 160, Sophomore) Recognized for two seasons as the zone breaker. One of the real fine outside touch shooters in the conference. Improved his defense during the year as well as his ball handling. Led the team in free throw shooting percentage both years. Holds record of 126 consecutive free throws which is unequalled at any level, pro, college, or high school.

PAUL THOMPSON -- (forward, 6-6, 190, Sophomore) Named outstanding freshman in Metro Conference last year and most valuable Tulane player. Led the team in scoring, rebounding and blocked shots. Made second team All-American freshmen team for Basketball Weekly. Leads the team this year in same categories and has a chance to become only sixth player in Tulane history to join 500 club for a single season.

HEAD COACH ROY DANFORTH

Roy Danforth will coach his last basketball game at Tulane during the Metro Conference tournament. He tendered his resignation during the season, effective at the end of the Metro tournament, for a front office job in the Tulane athletic department. In the future coach will be dropped and assistant athletic director added to Danforth's name.

"I think it's a great opportunity for me to get involved in something with which I want to be involved," said Danforth. "I've never had a desire to be on the bench when I was 65 years old."

In his eight seasons at Syracuse he compiled a 148-71 record, taking the Orangemen to the NIT twice and NCAA four times in his final six years. One time he took them to the Final Four.

At Tulane his last year of five was his best, going 11-14 with one regular season game remaining.

TULANE UNIVERSITY
Total Record 12-14
Metro 4-8

	GP-MP	FG-FGA	PCT	FT-FTA	PCT	Rebounds				NET	PTS	AVG	PF	DQ	TO
						O	D	TOT	AVG						
THOMPSON	26-928	192-433	.443	101-127	.795	92	156	248	9.5	51	485	18.7	80	3	72
Metro	12-437	74-197	.376	52-67	.776	41	65	106	8.8	23	200	16.7	37	3	38
BLUNT	25-723	112-223	.502	74-106	.698	87	133	220	8.8	26	298	11.9	91	5	80
Metro	11-298	34-79	.430	29-38	.763	35	50	85	7.7	6	97	8.8	39	2	39
HOLSTON	25-776	113-247	.447	49-70	.700	21	58	79	3.2	82	275	11.0	72	6	78
Metro	11-334	56-118	.475	19-28	.679	7	21	28	2.5	35	131	11.9	34	4	38
HURD	22-451	57-101	.564	104-132	.787	32	25	57	2.6	18	218	9.9	60	3	56
Metro	11-207	21-46	.457	55-65	.846	16	9	25	2.3	6	97	8.8	28	3	22
JAMES	26-508	73-160	.456	34-56	.607	40	56	96	3.6	11	180	5.9	78	1	52
Metro	12-263	34-75	.453	17-27	.629	27	33	60	5.0	5	85	7.1	41	0	22
MOREAU	26-417	53-132	.401	46-50	.920	8	25	33	1.3	36	152	5.8	32	0	31
Metro	12-235	28-75	.373	31-32	.969	7	11	18	1.5	14	87	7.3	17	0	21
DOZIER	23-402	52-85	.612	43-63	.683	39	45	84	3.7	5	147	6.4	60	5	26
Metro	10-194	18-36	.500	16-22	.727	11	16	27	2.7	1	52	5.2	29	3	10
DUKE	18-293	37-108	.343	6-14	.430	3	11	14	0.8	28	80	4.4	35	0	27
Metro	6-104	8-29	.276	3-7	.429	1	3	4	0.7	3	19	3.2	15	0	7
MCLAURIN	24-465	13-46	.283	25-41	.609	7	30	37	1.5	57	51	2.1	59	2	53
Metro	12-230	4-24	.167	10-17	.588	2	15	17	1.4	33	18	1.5	31	1	26
DELPH	14-54	7-9	.778	12-15	.800	1	0	1	0.7	8	26	1.9	12	0	10
Metro	6-25	3-4	.750	8-11	.727	1	0	1	0.2	2	14	2.3	5	0	5
HARRIS	11-69	6-20	.300	11-13	.846	0	5	5	0.5	12	23	2.1	9	0	12
Metro	5-25	2-5	.400	8-8	.100	0	2	2	0.4	2	12	2.4	6	0	7
BEARD	11-49	6-17	.353	4-7	.571	3	9	12	1.1	1	16	1.6	4	0	5
Metro	6-32	3-10	.300	1-3	.333	2	5	7	1.2	1	7	1.2	3	0	2
ELLIOTT	8-26	3-6	.500	2-8	.250	0	2	2	0.3	3	8	1.0	2	0	5
Metro	2-9	1-1	.100	1-2	.500	0	1	1	0.5	1	3	1.5	0	0	2
CARPENTER	6-22	4-7	.571	1-3	.333	2	6	8	1.3	1	9	1.2	4	0	2
Metro	1-0	0-0	.000	0-0	.000	0	0	0	0.0	0	0	0.0	1	0	0
COLEMAN	6-17	3-4	.750	0-2	.000	2	4	6	1.0	1	6	1.0	3	0	2
Metro	2-5	1-1	.100	0-1	.000	0	1	1	0.5	1	2	1.0	2	0	0
TEAM REB								74							
Metro								39							
TU TOTALS	26-5200	731-1598	.457	512-707	.724			976	37.5	340	1974	75.9	601	25	511
Metro	12-2400	287-700	.400	250-328	.762			421	35.1	133	824	68.7	288	16	239
OPP TOTALS	26-5200	786-1627	.483	464-669	.693			996	38.3	312	2036	78.3	625	28	510
Metro	12-2400	345-685	.503	230-338	.680			462	38.5	136	920	76.7	282	11	239

TULANE SEASON RESULTS

Won 12, Lost 14

<u>SCORE</u>	<u>OPPONENT</u>	<u>TOP SCORER</u>		<u>TOP REBOUNDER</u>		<u>ATTENDANCE</u>
105-81	Oklahoma City	Thompson	28	Blunt	11	10,200
92-78	South Illinois	Thompson	25	Blunt	13	10,200
78-62	Rice	Blunt	18	Thompson	7	1,500
81-119	LSU	Blunt	24	Blunt	18	13,905
109-63	Roosevelt	Thompson	31	Thompson	16	1,564
90-96	Oral Roberts	Thompson	33	Thompson	17	4,500
85-102	Tulsa	Thompson/Holston	16	Thompson	10	5,400
72-86	LSU	Thompson/Hurd	15	Thompson	11	8,976
53-73	Louisville	Thompson	17	Thompson	16	3,153
80-63	Fredonia St.	Blunt	19	Blunt	15	1,900
55-67	Memphis State	Blunt	17	Thompson/Blunt	10	1,440
67-57	Mercer	Thompson	13	Blunt	12	1,132
77-70	UNO	Thompson	24	Thompson	11	4,396
79-91	Memphis State	Thompson	16	Thompson	10	8,219
61-79	Florida State	Thompson	23	Hurd/James/Moreau	4	2,524
65-50	Cincinnati	Holston	17	Thompson	13	1,250
68-74	Florida State	Thompson	21	Thompson	12	2,756
83-71	St. Louis	James	18	James	7	2,041
58-85	Louisville	Thompson	13	Blunt	12	14,836
61-71	USM	Thompson	21	Thompson	8	8,237
76-91	Cincinnati	Holston	24	James	7	4,217
76-74	Virginia Tech	Blunt/Thompson	19	Blunt	13	1,700
69-82	UNO	Blunt	16	Thompson	11	2,642
75-96	Virginia Tech	Thompson	21	James	7	2,300
75-69	St. Louis	Holston	18	Thompson	11	1,100
84-80	USM	Thompson	20	Blunt	14	1,000

VIRGINIA TECH

President: Dr. William E. Lavery
Faculty Representative: Dr. James I. Robertson, Jr.
Athletic Director: Bill Dooley
Head Basketball Coach: Charles Moir (Appalachian State, 1952)
Virginia Tech Record: 95-47 (5 years)
Career Record: 274-124 (14 years)
Assistant Basketball Coaches: Don Brown
Frankie Allen
Bob Schneider

Enrollment: 21,000
Nickname: Hokies, Gobblers
Colors: Chicago Maroon and Burnt Orange
1980-81 Overall Record: 14-12
1980-81 Metro Record: 6-6
Sports Information Director: Jack Williams
Assistant Sports Information Director: Dave Smith
Team Headquarters: Marriott Inn (812) 283-4411

NUMERICAL ROSTER

<u>NO.</u>	<u>NAME</u>	<u>POS.</u>	<u>HT.</u>	<u>WT.</u>	<u>CL.</u>	<u>HOMETOWN (HIGH SCHOOL)</u>
10	Page Moir	G	5-11	167	So.	Blacksburg, Va. (Blacksburg)
14	Mark Shrader	G	5-11	160	Sr.	Malvern, Pa. (Great Valley)
15	Tim Lewis	G	6-0	147	Fr.	Richmond, Va. (Marshall Walker)
22	Mickey Hardy	G	6-2	161	Jr.	Vinton, Va. (William Byrd/Ferrum JC)
23	Reggie Steppe	G	6-0	170	So.	Charlottesville, Va. (Albemarle/Fork Union)
24	Jeff Schneider	G	6-4 1/2	170	Jr.	Clarksburg, W. Va. (Clarksburg)
25	Michael Cooke	F	6-5	197	So.	Richmond, Va. (Armstrong)
32	Gordy Bryan	F	6-8	215	Jr.	Philadelphia, Pa. (Malvern Prep)
35	Dale Solomon	F-C	6-8	222	Jr.	Annapolis, Md. (Annapolis/Fork Union)
42	John Dixon	F	6-9	188	Fr.	Clinton, S.C. (Episcopal)
44	David Bennett	F	6-6	205	Sr.	Bloomfield Hills, Mich. (Lahser)
50	Calvin Oldham	F	6-8	184	Jr.	Cleveland, Ohio (Carver/Middle Georgia JC)
52	Steve Ratliff	C	6-11	227	Fr.	Greensboro, N.C. (Greensboro Grimsley)

Virginia Tech Season Review

In an up-and-down season during which Virginia Tech has struggled to stay around the .500 mark, the only thing predictable about the Hokies has been the play of Dale Solomon.

The 6-8 junior, who ranks as one of the premier players in America, has been brilliant throughout the season. Averaging better than 20 points and seven rebounds a game, Solomon has put in a strong bid for honors as Metro Player of the Year.

"Dale gets better every time he goes on the court," says Tech Coach Charles Moir. "I don't think there's a better player in the Metro Conference and there aren't many in the country who are better than he is."

But while Solomon has been roaring, the Tech team has been mediocre mainly because no one has taken up the scoring slack created by the graduation of Wayne Robinson and Les Henson.

There have been some big victories for the Hokies and some near-misses in games against highly-rated opponents. The Techmen were sharp early in the season in road victories against West Virginia and East Tennessee State and played a brilliant mid-season game to defeat Florida State in overtime, 80-70.

One of the team's best losing efforts came in a home game against powerful Louisville. The Cardinals had to struggle for 71-66 victory. Tech also battled Virginia, one of the nation's best teams, to the wire. The game was tied with six minutes to go before Virginia pulled away to a 64-51 decision.

In a late-season game, Tech did manage to defeat Memphis State for the first time since it joined the Metro Conference. It wasn't easy, however, as the Hokies held on at the end for a 71-70 win.

Despite the unimpressive regular season, Moir feels the Hokies can be a big factor in the Metro Tournament. "I think we have the potential to pull some surprises," he says. "And we do have Dale Solomon. That's a plus in any tournament."

VIRGINIA TECH PLAYER SKETCHES

JOHN DIXON -- (forward, 6-9, 188, Freshman) An all-around athlete with promise for the future. Has appeared in six games for the Hokies this season. Has averaged 1.2 points and 1.2 rebounds in 28 minutes of play. Characterized by his aggressive play. Runs and jumps well. Needs work on offense. Attended Episcopal High School in Alexandria, Va. Averaged 18 points and 12 rebounds a game as a senior. Also excelled in track. Has run the 440-yard dash in 51 seconds and the 220 in 23.1. Also competed in the high jump and long jump. A dedicated player who will do what is necessary to get playing time.

CALVIN OLDHAM -- (forward, 6-8, 184, Junior) A newcomer who has bolstered the Hokies' frontline. Has held down a starting forward spot since the beginning of the season. Has been an excellent rebounder (8.0) per game and ranks in the Metro's top ten. Can score around the basket. Has averaged eight points per game while shooting 50 percent. Timing and leaping ability offset his thin build. Leads the team in blocked shots. Transferred from Middle Georgia Junior College where he led the team to a 30-6 record and a berth in the NJCAA tournament. Averaged 15.2 points, 13.8 rebounds and four blocked shots last year.

DALE SOLOMON -- (center-forward, 6-9, 220, Junior) One of the premier frontcourt players in the nation. The Metro Conference's leading scorer and prime candidate for Player of the Year honors. Has averaged 21 points per game including a 39-point game against Tulane. Has had two other 30-point performances this year. Ranks high in the Metro Conference in field goal percentage (57%), free throw percentage (83%) and rebounding (7.7). A good perimeter shooter in addition to being almost unstoppable around the basket. First freshman ever to make the all-conference team and the first to be picked MVP in the conference tournament. Earned all-conference honors last year as well. Is playing the best basketball of his career. Newsmen voted him the pre-season Metro Player of the Year this year. Looms as an All-American candidate in his senior season next year.

DAVE BENNETT -- (forward, 6-6, 205, Senior) One of only two seniors on the Tech squad, Dave has provided outstanding leadership this season. Has been used mostly as a spot player in the front court, but was a starter in two games. Has connected on 11 of 13 free throw attempts for a team-leading percentage of .846. Hitting only 35 percent of his shots from the floor. A hard-nosed player who is fundamentally sound, he works well on the offensive boards. Came to Tech from Lahser High where he was the leading scorer and rebounder his last two seasons. Was All-State in Michigan. He's an excellent student at Tech, majoring in finance.

MICKEY HARDY -- (guard, 6-2, 161, Junior) A transfer from Ferrum Junior College who has made a solid contribution to the Tech team. A part-time starter at guard, he averages 6.7 points a game and has dished out 23 assists. Combines quickness with good leaping ability. His fine outside shooting has been a factor in a number of Tech victories. It was his long jumper that put Tech ahead for good in the closing minute against Memphis State. Needs to improve his defensive play. He's the first Roanoke area player to sign with Tech since 1962. Averaged scoring 29.5 and 23.5 the last two seasons at Ferrum. Hitting .469 percent of his shots from the floor for Tech.

Virginia Tech Player Sketches -- continued

STEVE RATLIFF -- (center, 6-11, 227, Freshman) The tallest player on the Tech squad, Steve should be a factor in future years. Has appeared in only three games this season, scoring just two points and grabbing two rebounds. He has a fine shooting touch, but needs to improve his reaction and timing. He averaged 13 points a game and eight rebounds last year for a Greensboro Grimsley team which went to the North Carolina State finals.

REGGIE STEPPE -- (guard, 6-0, 170, Sophomore) An exciting player who has been a ringleader for the Hokies all season. Normally starts at point guard. Has scoring average of 8.6 and has dished out 47 assists. Had a career high 19 points against George Washington and has scored in double figures in eight other games. Hitting .759 percent of his free throws and .430 percent of his shots from the floor. He's Mr. Hustle on the Tech team. Not afraid to take the charge and always diving on the court for loose balls. Also excels as a defensive player. Was a standout at Albermarle High where he played on season under Tech assistant Frankie Allen. Played in the 1977 VHSL all-star game. Prepped a year at Fork Union Military Academy where he averaged 19.5 points a game.

PAGE MOIR -- (guard, 5-11, 165, Sophomore) The son of Tech's head coach, Page naturally is well indoctrinated in the Hokies' system. He's an excellent shooter and a good ball-handler. A walk-on who has seen action in three games this season. Earned two letters as a guard for Coach Bob Trear at Blacksburg High. Also played flanker for the 1977 state championship football team. A favorite of Tech fans, Page is a good team man who contributes much to the morale of the squad.

MARK SHRADER -- (guard, 5-11, 155, Senior) A hard-working reserve, Mark is one of two seniors on this year's squad. Has appeared in three games this season. Has good quickness and an excellent shooting touch. Appeared in six as a junior, scoring 10 points. Had best 1979-80 outing with six points against New Orleans. He's a good free throw shooter (.899 as a junior). Played in 13 games as a sophomore and 13 as a freshman. Had an outstanding high school career at Great Valley. Was the second leading scorer in the greater Philadelphia area with 24.9 average. Also contributed six assists, five rebounds and three steals per contest.

MICHAEL COOKE -- (forward, 6-5, 200, Sophomore) An aggressive rebounder who worked his way into the starting line-up midway through this season, Michael has experienced an up-and-down season. Began this year with a bang, 16 points and 8 rebounds against Johns Hopkins. Started first game against Florida State, scoring 5 points and grabbing 12 rebounds. Suffered severe ankle sprain in road contest with William and Mary. Regained starting role after missing four games. Saw action in 10 games as a freshman, scoring 31 points. Scored five points against Western Kentucky in the NCAA Tournament. Fights especially hard on the offensive boards. Averages 4.6 points and 3.8 rebounds a game this year.

TIM LEWIS -- (guard, 6-0, 147, Freshman) A highly-touted guard prospect who looks to have a very bright future at Tech. Has seen action in 22 games this season and started against Memphis State in Blacksburg. Scored 10 points against Mississippi State. Was a two time All-State choice at Marshall Walker High School where he was the leading AAA scorer in the state with a 28.2 average. Has been called on more as a point guard since coming to Tech and has responded well. Was slowed in pre-season by a bad knee. Has excellent quickness and can penetrate. A premier athlete.

Virginia Tech Player Sketches -- continued

GORDY BRYAN -- (forward, 6-8, 215, Junior) A player who has had his ups and downs this season, but has seen action in every game as either a starter or sub. A capable scorer. Turned in a career high 18 point performance in victory over Memphis State and had 17 points and 13 rebounds against Liberty Baptist. Is averaging 8.5 points and 4.3 rebounds a game. Took ballet lessons during summer to aid agility. Works hard, but still needs to overcome lapses in defense. Is at his best when playing the post. Was Tech's top frontline sub his first two seasons.

JEFF SCHNEIDER -- (guard, 6-4½, 170, Junior) One of only two starters back from last year's Tech squad. The Hokies' most experienced backcourt performer. Has been a starter most of the season. Averages 10 points a game and leads the team in assists. Had a career high 20 points in win over Florida State and equalled that mark against Liberty Baptist. Can hit the long jumper, but has been inconsistent this season. An excellent free throw shooter (.779). Has good court awareness, but needs to improve defense. The only two-time winner of state high school Player of the Year honors in West Virginia history.

Charles Moir, Virginia Tech Coach

Long regarded as one of America's finest coaches, Charles Moir of Virginia Tech has a 14-year record of 274 victories against only 124 defeats, a winning percentage of .688.

Although his present team has not had an outstanding season, Moir had produced great teams in his four previous seasons at Virginia Tech. His five-year record with the Hokies is 95-47.

After beginning his tenure as Tech coach with two 19-win seasons, Moir hit the jackpot in 1978-79. His Fighting Gobblers won 22 and lost nine, swept the Metro Conference championship their first year in the league and competed in the NCAA Tournament with a 21-8 record.

Prior to coming to Tech, Moir had built an outstanding reputation as coach at Roanoke College and Tulane.

His Roanoke teams swept 133 games and lost just 44 in a six-year period. His 1972 team there captured the NCAA College Division championship and he was named the Associated Press College Division Coach of the Year.

Moir left Roanoke for Tulane the next year and he went on to coach the Green Wave to a record of 46-33 over three seasons. His 1975-76 Green Wave team finished 18-9 to register the school's best record since 1948-49.

A native of Francisco, N.C., Moir attended Appalachian State where he was a star in basketball and baseball. Before becoming a college coach, he directed high school teams for 11 years, posting an overall record of 224 wins and only 42 defeats.

VIRGINIA TECH UNIVERSITY
Total Record 14-12
Metro 5-6

	<u>G-MP</u>	<u>FGM-ATT</u>	<u>PCT</u>	<u>FTM-FTA</u>	<u>PCT</u>	<u>Rebounds</u>				<u>PF-DQ</u>	<u>A</u>	<u>TO</u>	<u>TP</u>	<u>AVG</u>
						<u>O</u>	<u>D</u>	<u>TOT</u>	<u>AVG</u>					
SOLOMON	26-939	197-344	.573	154-181	.851	69	121	190	7.3	75-1	22	57	548	21.1
Metro	11-394	85-157	.541	74-84	.881	34	51	85	7.7	31-1	12	25	244	22.2
SCHNEIDER	26-688	99-222	.446	62-81	.765	10	33	43	1.7	52-1	66	51	260	10.0
Metro	11-295	44-94	.468	31-40	.775	3	14	17	1.5	24-1	26	19	119	10.8
OLDHAM	26-875	86-165	.521	43-61	.705	80	132	212	8.2	75-5	24	46	215	8.3
Metro	11-379	43-78	.551	20-27	.741	38	57	95	8.6	34-3	12	25	106	9.6
STEPPE	25-658	85-194	.438	47-62	.758	21	31	52	2.1	70-1	55	61	217	8.7
Metro	11-294	38-93	.409	26-34	.765	13	9	22	1.0	33-1	24	29	102	9.3
BRYAN	26-662	91-211	.431	35-50	.700	51	56	107	4.1	54	34	40	217	8.3
Metro	11-267	36-91	.396	21-30	.700	26	23	49	4.5	28	17	17	93	8.5
HARDY	26-498	85-176	.483	16-25	.640	13	24	37	1.4	45-1	32	48	186	7.2
Metro	11-199	32-69	.464	5-10	.500	7	4	11	1.0	22-1	13	13	69	6.3
COOKE	22-380	36-81	.444	20-42	.476	31	49	80	3.6	61-4	7	10	92	4.2
Metro	9-155	11-33	.333	6-13	.462	15	23	38	4.2	27-2	4	2	28	3.1
LEWIS	24-251	28-56	.500	18-30	.600	2	14	16	0.7	36-1	19	21	74	3.1
Metro	10-100	12-20	.600	5-11	.455	1	2	3	0.3	16	6	7	29	2.9
BENNETT	24-235	19-46	.413	16-19	.842	18	21	39	1.6	25	6	14	54	2.3
Metro	11-119	9-22	.409	11-13	.846	12	11	23	2.1	12	5	9	29	2.6
DIXON	8-55	7-14	.500	7-9	.778	4	8	12	1.5	8	2	2	21	2.6
Metro	4-19	5-6	.833	0-2	.000	2	3	5	1.3	3	0	0	10	2.5
SHRADER	5-20	1-7	.143	1-2	.500	1	1	2	0.4	3	2	5	3	0.6
Metro	1-2	0-0	.000	0-0	.000	0	0	0	0.0	1	0	0	0	0.0
RATLIFF	5-8	1-3	.333	3-6	.500	1	2	3	0.6	2	0	1	5	1.0
Metro	1-1	0-0	.000	0-0	.000	0	0	0	0.0	1	0	1	0	0.0
MOIR	5-12	0-2	.000	1-1	1.000	0	1	1	0.2	1	2	2	1	0.2
Metro	1-1	0-0	.000	0-0	.000	0	0	0	0.0	0	0	0	0	0.0
EVERHART	1-12	0-2	.000	0-0	.000	0	2	2	2.0	2	0	6	0	0.0
Metro														
HENSON	1-7	0-3	.000	1-2	.500	1	1	2	2.0	3	0	2	1	1.0
Metro														
TEAM	26					34	35	69	2.7					
Metro	11					14	13	27	2.5					

Tech	26	735-1526	.482	424-571	.743	336	531	867	33.3	512-14	271	358	1894	72.8
Metro	11	315-663	.475	199-264	.754	165	210	375	34.1	232-9	119	147	829	75.4
Opp.	26	716-1470	.487	377-570	.661	340	551	891	34.3	532-21	308	428	1809	69.6
Metro	11	330-635	.520	164-258	.636	155	225	380	34.5	241-11	154	182	824	74.9

Dead Ball Rebounds Tech 57; Opp. 70
Metro Tech 24; Opp. 33

Steals: Tech 167; Opp. 89. Steppe 52, Oldham 35, Schneider 21, Hardy 17, Solomon 15, Cooke 9, Bryan 8, Lewis 4, Everhart 2, Dixon 1, Shrader 1, Moir 1, Bennett 1.
Metro Tech 73; Opp. 51. Steppe 20, Oldham 18, Schneider 8, Hardy 8, Solomon 7, Bryan 5, Cooke 5, Lewis 1, Bennett 1.

Blocked Shots: Tech 56; Opp. 70. Oldham 18, Cooke 12, Solomon 11, Bryan 7, Hardy 4, Dixon 3, Bennett 1.
Metro Tech 18; Opp. 30. Oldham 6, Solomon 5, Cooke 3, Hardy 2, Bryan 1, Dixon 1.

Dunks: Tech 30; Opp. 39. Solomon 15, Oldham 8, Schneider 4, Hardy 2, Dixon 1.

VIRGINIA TECH SEASON RESULTS

Won 14, Lost 12

<u>SCORE</u>	<u>OPPONENT</u>	<u>SITE</u>	<u>TOP SCORER</u>	<u>ATTENDANCE</u>
85-57	Johns Hopkins	Home	Solomon 23	4,500
81-78	Richmond	Home	Solomon 30	7,500
61-68	Mississippi State	Starkville, Miss.	Solomon 15	3,482
72-68	East Tenn. State	Johnson City, Tenn.	Solomon 23	6,727
70-64	West Virginia	Charleston, W. Va.	Solomon 21	8,205
72-70	Pittsburgh	Home	Solomon 19	5,200
52-55	Texas A&M	Home	Solomon 19	5,000
51-57	Virginia Commonwealth	Richmond, Va.	Solomon 20	7,078
83-79	Richmond	Richmond, Va.	Solomon 32	
51-64	Virginia	Roanoke, Va.	Solomon 14	10,056
43-51	William & Mary	Home	Hardy 11	9,600
80-70	Florida State	Home	Schneider 20	8,600
77-82	Cincinnati	Cincinnati, Oh.	Solomon 21	6,880
46-48	William & Mary	Williamsburg, Va.	Solomon 13	6,000
60-70	Memphis State	Memphis, Tenn.	Solomon 24	10,981
75-69	St. Louis	St. Louis, Mo.	Solomon 24	2,223
91-67	Liberty Baptist	Home	Schneider 20	3,500
70-92	Louisville	Louisville, Ky.	Solomon 25	15,428
92-67	George Washington	Home	Solomon 22	2,800
66-71	Louisville	Home	Solomon 19	8,800
84-69	St. Louis	Home	Solomon 20	4,250
76-80	Florida State	Tallahassee, Fla.	Solomon 17	1,480
74-76	Tulane	New Orleans, La.	Solomon 39	1,700
71-70	Memphis State	Home	Bryan 18	3,375
96-75	Tulane	Home	Solomon 25	3,300
115-92	Cincinnati	Home	Solomon 21	3,700

SEASON RECORD

Overall - 14-12
 Conference - 6-6
 Home - 10-3
 Away - 4-8
 Neutral - 0-1

METRO CONFERENCE TOURNAMENT CHAMPIONSHIP SERIES

<u>YEAR</u>	<u>CHAMPION</u>	<u>RUNNERUP</u>	<u>SCORE</u>	<u>WINNING COACH</u>
1976	Cincinnati	Memphis State	103-95	Gale Catlett
1977	Cincinnati	Georgia Tech	74-61	Gale Catlett
1978	Louisville	Florida State	94-93	Denny Crum
1979	Virginia Tech	Florida State	68-60	Charles Moir
1980	Louisville	Florida State	81-72	Denny Crum

METRO TOURNAMENT OUTSTANDING PLAYERS (John Gunn Award Winner)

<u>YEAR</u>	<u>WINNER</u>	<u>SCHOOL</u>
1976	Dexter Reed	Memphis State
1977	Gary Yoder	Cincinnati
1978	Rick Wilson	Louisville
1979	Dale Solomon	Virginia Tech
1980	Darrell Griffith	Louisville

HOW SCHOOLS HAVE FARED IN METRO TOURNAMENT

CINCINNATI

- 1976 Won tournament championship, defeating Memphis State in finals, 103-95, the highest scoring championship game in tournament history.
- 1977 Won tournament championship, defeating Georgia Tech in finals, 74-61.
- 1978 Eliminated in first round by Georgia Tech, 39-38.
- 1979 Eliminated in first round by Virginia Tech, 80-74.
- 1980 Defeated Virginia Tech in first round, 65-51; lost to Florida State in semifinals, 79-69.

FLORIDA STATE

- 1977 Eliminated in first round by Georgia Tech, 72-67.
- 1978 Defeated Georgia Tech in semifinals, 71-69; lost to Louisville in championship game, 94-93.

1979 Defeated Tulane in first round, 101-92; defeated Memphis State in lowest scoring game in tournament history, 35-34; lost to Virginia Tech in championship, 68-60.

1980 Defeated Tulane in first round, 85-73; defeated Cincinnati in semifinals, 79-69; lost to Louisville in championship game, 81-72.

LOUISVILLE

1976 Eliminated by Memphis State in semifinals, 87-76.

1977 Eliminated by Georgia Tech in semifinals, 56-55.

1978 Won tournament championship, defeating Florida State, 94-93.

1979 Eliminated by Virginia Tech in semifinals, 72-68.

1980 Won tournament championship, defeating Florida State, 81-72.

MEMPHIS STATE

1976 Defeated Louisville in semifinals, 87-76; lost to Cincinnati in championship game, 103-95.

1977 Defeated Tulane in first round, 94-80; lost to Cincinnati in semifinals, 68-67.

1978 Defeated St. Louis in first round, 79-57; lost to Louisville in semifinals, 67-62.

1979 Defeated St. Louis in first round, 62-58; lost to Florida State in lowest scoring game in tournament history, 35-34.

1980 Defeated St. Louis in first round, 62-60; lost to Louisville in semifinals, 84-65.

ST. LOUIS

1976 Eliminated by Memphis State in first round, 73-69.

1977 Eliminated by Cincinnati in first round, 73-68.

1978 Eliminated by Memphis State in first round, 79-57.

1979 Eliminated by Memphis State in first round, 62-60.

1980 Eliminated by Memphis State in first round, 62-60.

TULANE

- 1976 Eliminated by Georgia Tech in first round, 74-68
- 1977 Eliminated by Memphis State in first round, 94-80.
- 1978 Eliminated by Louisville in first round, 93-64.
- 1979 Eliminated by Florida State in first round, 101-92.
- 1980 Eliminated by Florida State in first round, 85-73.

VIRGINIA TECH

- 1979 Won tournament championship, defeating Florida State, 68-60.
- 1980 Eliminated in first round by Cincinnati, 65-51.

COMPOSITE METRO TOURNAMENT STANDINGS

	W	L	Pct.	Tourneys	Semis	Finals	Titles	2nd
Virginia Tech	3	1	.750	2	1	1	1	0
Cincinnati	6	3	.666	5	3	2	2	0
Louisville	5	3	.633	5	5	2	2	0
Georgia Tech	4	3	.571	3	3	1	0	1
Florida State	5	4	.555	4	3	3	0	3
Memphis State	6	5	.545	5	5	1	0	1
St. Louis	0	5	.000	0	0	0	0	0
Tulane	0	5	.000	0	0	0	0	0

METRO CONFERENCE TOURNAMENT ATTENDANCE

1976 Tournament at Louisville, Ky.

First Round	5,811
Semi-finals	9,015
Championship	7,157

TOTAL ATTENDANCE 21,983

1977 Tournament at Memphis, Tenn.

First Round	5,424
Afternoon	10,819
Evening	10,819
Semi-finals	
(Capacity)	11,200
Championship	10,747

TOTAL ATTENDANCE 38,190 (Record)

1978 Tournament at Cincinnati, Oh.

First Round	
Afternoon	2,608
Evening	10,081
Semi-finals	10,618
Championship	10,267

TOTAL ATTENDANCE 33,574

1979 Tournament at Memphis, Tenn.

First Round	
Afternoon	2,033
Evening	7,570
Semi-finals	9,157
Championship	4,119

TOTAL ATTENDANCE 22,879

1980 Tournament at Louisville, Ky.

First Round	8,565
Semi-finals	11,155
Championship	14,668

TOTAL ATTENDANCE 34,388

METRO TOURNAMENT LEADERS

LEADING SCORERS

1976

65	Dexter Reed	Memphis State
51	Marion Hillard	Memphis State
50	Bill Cook	Memphis State
42	Jim Wood	Georgia Tech
33	John Gunn	Memphis State
31	Pat Cummings	Cincinnati

1977

55	Gary Yoder	Cincinnati
46	Tico Brown	Georgia Tech

1978

56	Rick Wilson	Louisville
46	Bobby Turner	Louisville

1979

70	Murray Brown	Florida State
49	Dale Solomon	Virginia Tech

1980

51	Elvis Rolle	Florida State
50	Darrell Griffith	Louisville

LEADING REBOUNDERS

1976

31	John Gunn	Memphis State
29	Marion Hillard	Memphis State

1977

35	Bob Miller	Cincinnati
26	Jim Wood	Georgia Tech

1978

26	James Bradley	Memphis State
25	Ricky Gallon	Louisville

1979

27	Wayne Robinson	Virginia Tech
23	Murray Brown	Florida State

1980

30	Elvis Rolle	Florida State
28	Doc Holden	Cincinnati

METRO CONFERENCE
TOURNAMENT RECORDS
INDIVIDUAL

Most Points, One Game

34 Murray Brown (Florida State) vs. Tulane, 3-1-79

Most Points, Tournament

70 Murray Brown (Florida State), 1979 (34, 6, 30)

Most Field Goals, One Game

13 Murray Brown (Florida State) vs. Virginia Tech, 3-3-79

13 Darrell Griffith (Louisville) vs. Florida State 3-1-80

13 Murray Brown (Florida State) vs. Virginia Tech 3-3-79

Most Field Goals, Tournament

23 Murray Brown (Florida State), 1979 (12, 3, 13)

Most Field Goal Attempts, Tournament

57 Dexter Reed (Memphis State), 1976

Most Free Throws, One Game

13 Ricky Gallon (Louisville) vs. Memphis State, 3-5-76

13 Harry Allen (Georgia Tech) vs. Tulane, 3-4-76

Most Free Throws, Tournament

21 Gary Yoder (Cincinnati) 21 of 28, 1977

Most Free Throws, Missed, One Game

7 Bob Miller (Cincinnati) vs. Georgia Tech, 3-2-77

Most Free Throws Missed, Tournament

10 Murray Brown (Florida State) 14 of 24, 1979

Most Free Throw Attempts, One Game

16 Ricky Gallon (Louisville) vs. Memphis State, 3-5-76

16 Harry Allen (Georgia Tech) vs. Tulane, 3-5-76

Most Free Throw Attempts, Tournament

28 Gary Yoder (Cincinnati) 1977

Best Free Throw Percentage, Tournament

1.000-Dale Solomon (Virginia Tech) 15-15. 1979

Most Personal Fouls, Tournament

13 Steve Collier (Cincinnati) 1977

13 Tico Brown (Georgia Tech) 1977

13 Billy Smith (Georgia Tech) 1977

Most Rebounds, One Game

16 Doc Holden (Cincinnati) 1977

Most Rebounds, Tournament

35 Bob Miller (Cincinnati) 1977

METRO CONFERENCE
TOURNAMENT RECORDS

TEAM

Most Points, One Game

103 Cincinnati vs. Memphis State, 3-6-76

Most Points, One Game, Two Teams

198 Cincinnati (103) vs. Memphis State (95), 3-6-76

Most Points, Tournament, Two Games Played

174 Cincinnati, 1976

Most Points, Tournament, Three Games Played

255 Memphis State, 1976

Most Field Goals, One Game

42 Louisville vs. Tulane, 3-2-78

Most Field Goals, One Game, Two Teams

83 Louisville (41) vs. Florida State (42), 3-4-78

Most Field Goal Attempts, One Game

83 Cincinnati vs. Memphis State, 3-6-76

Most Field Goal Attempts, One Game, Two Teams

162 Cincinnati (83) vs Memphis State (79), 3-6-76

Most Free Throw Attempts, One Game

43 Cincinnati vs. Georgian Tech, 4-5-77

Most Free Throw Attempts, One Game, Two Teams

67 Cincinnati (43) vs. Georgia Tech (24), 3-5-77

Most Free Throws, One Game

29 Florida State vs. Tulane 2-28-80

Most Free Throws, One Game, Two Teams

45 Georgia Tech (3) vs. Cincinnati (19), 3-5-77

Most Free Throws Missed, One Game

19 Cincinnati vs. Georgia Tech, 3-5-77

Most Free Throws Missed, One Game, Two Teams

22 Georgia Tech (3) vs Cincinnati (19), 3-5-77

Most Rebounds, One Game

52 Cincinnati vs. Virginia Tech. 3-1-79

Most Rebounds, Tournament

117 Florida State 3-1-80

Most Personal Fouls, One Game

32 Georgia Tech vs. Cincinnati, 3-5-77

Most Personal Fouls, One Game, Two Teams

54 Georgia Tech (32) vs. Cincinnati (22), 3-5-77

METRO CONFERENCE
TOURNAMENT RECORDS

TEAM

Best Field Goal Percentage, One Game

64.0% Memphis State vs. Florida State, 1979 (16-25)

Best Field Goal Percentage, Tournament

59.3% Florida State, 1978 (73-123)

Best Field Goal Percentage, Tournament

59.3% Florida State, 1978, two games, (73-123)

Best Free Throw Percentage, One Game

90.0% Florida State vs. Louisville, 1978

Best Free Throw Percentage, Tournament

82.7% Georgia Tech, 1978

Lowest Point Total (Two Teams), One Game

69 By Florida State (35) and Memphis State (34), 1979

Lowest Point Total (Team)

34 By Memphis State vs. Florida State, 3-2-79

TOURNAMENT SERIES RECORDS

In tournament action...

Cincinnati is

- 1-1 vs. Virginia Tech
- 0-1 vs. Florida State
- 1-0 vs. St. Louis
- 2-0 vs. Memphis State

Florida State is

- 2-0 vs. Tulane
- 1-0 vs. Cincinnati
- 0-2 vs. Louisville
- 1-0 vs. Memphis State
- 0-1 vs. Virginia Tech

Louisville is

- 2-1 vs. Memphis State
- 2-0 vs. Florida State
- 0-1 vs. Virginia Tech
- 1-0 vs. Tulane

Memphis State is

- 4-0 vs. St. Louis
- 1-0 vs. Tulane
- 0-2 vs. Cincinnati
- 0-1 vs. Florida State
- 1-2 vs. Louisville

St. Louis is

- 0-4 vs. Memphis
- 0-1 vs. Cincinnati

Tulane is

- 0-2 vs. Florida State
- 0-1 vs. Memphis State
- 0-1 vs. Louisville

Virginia Tech is

- 1-1 vs. Cincinnati
- 1-0 vs. Louisville
- 1-0 vs. Florida State

ALL-TIME TEAM
VS. TEAM RECORDS

CINCINNATI

	W	L
vs. Florida State	4	8
vs. Louisville	18	24
vs. Memphis State	13	5
vs. St. Louis	32	11
vs. Tulane	5	4
vs. Virginia Tech	3	5

FLORIDA STATE

	W	L
vs. Cincinnati	8	4
vs. Louisville	3	13
vs. Memphis State	15	12
vs. St. Louis	8	1
vs. Tulane	15	4
vs. Virginia Tech	3	6

LOUISVILLE

	W	L
vs. Cincinnati	24	18
vs. Florida State	13	3
vs. Memphis State	28	11
vs. St. Louis	32	11
vs. Tulane	10	0
vs. Virginia Tech	5	1

MEMPHIS STATE

	W	L
vs. Cincinnati	5	13
vs. Florida State	12	15

vs. Louisville	11	28
vs. St. Louis	12	17
vs. Tulane	9	1
vs. Virginia Tech	3	3

ST. LOUIS

	W	L
vs. Cincinnati	11	32
vs. Florida State	10	8
vs. Louisville	11	32
vs. Memphis State	17	12
vs. Tulane	5	4
vs. Virginia Tech	0	5

TULANE

	W	L
vs. Cincinnati	4	5
vs. Florida State	4	15
vs. Louisville	0	10
vs. Memphis State	1	9
vs. St. Louis	4	5
vs. Virginia Tech	4	6

MEMPHIS STATE

	W	L
vs. Cincinnati	5	3
vs. Florida State	6	3
vs. Louisville	1	5
vs. Memphis State	3	3
vs. St. Louis	5	0
vs. Tulane	6	4

METRO TEAMS
IN NCAA TOURNAMENT

	<u>Yrs.</u>	<u>W</u>	<u>L</u>	<u>Pct.</u>	<u>1st</u>	<u>2nd</u>	<u>3rd</u>	<u>4th</u>
Cincinnati (1958-59-60- 61-62-63-66- 75-76-77)	10	20	9	.680	2	1	2	0
Florida State (1968-72-78- 80)	4	5	4	.571	0	1	0	0
Louisville (1951-59-61- 64-67-68-72- 73-74-75-77- 78-79-80)	14	21	18	.538	1	0	1	2
Memphis State (1955-56-62- 73-76)	5	3	5	.275	0	1	0	0
St. Louis (1952-57)	2	1	3	.250	0	0	0	0
Virginia Tech (1967-76-79- 80)	4	4	4	.500	0	0	0	0

METRO TEAMS IN NCAA FINALS

<u>YEAR</u>	<u>TEAM</u>	<u>FINISH</u>	<u>SCORE</u>
1959	Cincinnati	2nd	Cincinnati 98, Louisville 85
	Louisville	3rd	Cincinnati 98, Louisville 85
1960	Cincinnati	3rd	Cincinnati 95, New York U 71
1961	Cincinnati	1st	Cincinnati 70, Ohio State 65 (OT)
1962	Cincinnati	1st	Cincinnati 71, Ohio State 59 (OT)
1963	Cincinnati	2nd	Chicago Loyola 60, Cincinnati 58
1972	Florida State	2nd	UCLA 81, Florida State 76
	Louisville	4th	North Carolina 105, Louisville 91
1973	Memphis State	2nd	UCLA 88, Memphis State 67
1975	Louisville	3rd	Louisville 96, Syracuse 88
1980	Louisville	1st	Louisville 59, UCLA 54

METRO TOURNAMENT PRESS NOTES

ONLY ONCE HAS HOST TEAM WON THE TOURNAMENT

Not until last year had a host team ever won the Metro tournament. Last year Louisville became the first team in Metro history to win the tournament championship on its home floor and the first host team to make it to the finals.

HISTORY DOESN'T FAVOR NO. 1 SEED

Last year Louisville became only the second No. 1 seeded team to win the tournament championship. Cincinnati was the only other top seeded team to win the league title, that coming in 1976.

The regular-season champion hasn't had much better luck. Since a regular-season title was first awarded in 1977, only one regular season Metro champion -- Louisville in 1980 -- has ever won the league tournament.

FUTURE TOURNAMENT SITES

Memphis State will host the Metro tournament next year while Florida State will host in 1983 and Cincinnati in 1984. It will be the third time Memphis has served as the tournament site while it will be the first for Florida State and the second for Cincinnati.

LAST HURRAH FOR DANFORTH

This will be Tulane coach Roy Danforth's final Metro tournament. Danforth announced earlier this season that he was resigning as head coach of the Green Wave to accept a position as assistant athletic director and athletic fund raiser at Tulane.

ST. LOUIS, TULANE LOOKING FOR FIRST TOURNAMENT WIN

Tulane and St. Louis are the only teams in Metro history which have never won a tournament game. Virginia Tech has the best winning percentage of any team in the tournament (.750) and Cincinnati and Memphis State have the most victories, six each.

FLORIDA STATE HAS MADE IT TO FINALS THREE STRAIGHT YEARS

Florida State has been in the championship game three times, more than any other school in Metro history, and all have been the last three years in a row. The Seminoles have never won a Metro tournament championship.

CO-PLAYERS OF THE YEAR

David Burns of St. Louis and Derek Smith of Louisville have been selected co-players of the year in the Metro. Burns finished second in scoring in the Metro in all games with a 20.96 average but led the league in scoring in conference games only with a 23.2 mark. Smith was Louisville's leading scorer (15.9) and rebounder (7.8) and a prime reason the Cardinals won their third straight league championship with an 11-1 record.

BECTON FRESHMAN OF THE YEAR

St. Louis' Willie Becton was named freshman of the year and heads the league's all-freshman team. Becton was the top freshman scorer (13.7) and rebounder (7.0).

LOUISVILLE LOOKING FOR BACK-TO-BACK TITLES

Louisville is looking to become only the second team in league history to win back-to-back tournament championships. Cincinnati is the only other team to win consecutive championships in 1976 and 1977..

METRO CHAMPIONSHIP GAME TO BE TELEVISED

For the first time ever in the history of the Metro, the championship game of the league's post-season tournament will be carried live on the NBC/TVS television network.

The game will be carried on 40 NBC affiliates and seen in 14 states, roughly one-fifth of the country.

Ron Jacober, of KSDK-TV in St. Louis, will do the play-by-play and former NBA great and University of Cincinnati all-America Oscar Robertson will provide color commentary.

LOUISVILLE SEEKING 10TH STRAIGHT 20-WIN SEASON UNDER CRUM

Louisville needs one victory in the tournament to ensure Cardinal Coach Denny Crum a 10th straight 20 win season. Louisville has never won less than 20 games in Crum's nine previous seasons as the U of L head coach.

CRUM SECOND WINNINGEST ACTIVE COACH

Crum has a 238-63 career record at Louisville and a .791 winning percentage, the second best career winning percentage of any active college coach in the country.

LOUISVILLE HAS 37 STRAIGHT WINNING SEASONS

Louisville has the nation's longest streak for consecutive winning seasons. This is the 37th straight year that Louisville has had a winning season.

NCAA AUTOMATIC BERTH

The Metro has had at least two teams go to the NCAA tournament every year the league has been in existence. Last year the Metro sent three teams, the most ever to represent the league in NCAA play.

PRACTICE SCHEDULE TIMES

WEDNESDAY, March 4

2 p.m. Tulane
3 p.m. St. Louis
4 p.m. Cincinnati
5 p.m. Memphis State
7 p.m. Virginia Tech
9 p.m. Florida State

THURSDAY, March 5

9 a.m. Seed No. 4
10 a.m. Seed No. 5
11 a.m. Seed No. 3
Noon Seed No. 6
1 p.m. Seed No. 2
2 p.m. Seed No. 7
3 p.m. Seed No. 1

FRIDAY, March 6

11 a.m. Seed No. 1
Noon -----
1 p.m. -----
2 p.m. -----

SATURDAY, March 7

9 a.m. Winner Game 4
10 a.m. Winner Game 5

OFFICIAL METRO CONFERENCE BASKETBALL BOX SCORE

Date MARCH 5 1981 Site Freedom Hall

Attendance 7766

No.	ST. LOUIS	FG	FGA	FT	FTA	REB			PF	TP	A	TO	BLK	S	MIN
						O	D	T							
35	BECTON, WILLIE	9	20	3	4	4	9	13	4	21	1	1	1	1	40
42	ANDERSON, DARRYL	6	10	0	2	2	4	6	3	12	0	2	1		37
32	POOLE, MONTE ^{3:35} ₂	1	3	0	0	0	1	1	(5)	2	0	0		2	25
12	JOHNSON, LATODD	2	7	0	1	0	2	2	4	4	9	3		2	40
22	BURNS, DAVID ^{1:12} ₂	14	21	6	9	2	3	5	(5)	34	4	3	1	2	39 1/2
34	MUELLER, BOB ^{1:58} ₂	0	2	0	0	1	1	2	(5)	0	4	0	2		16
11	LAWRENCE, TONY	1	2	0	1	2	2	4	1	2	0	0			2
25	SCHNEIDER, JEFF	1	1	0	0	0	0	0	0	2	0	0			1/2

TEAM REBOUNDS (Included in Totals)						0	1	1							
TOTALS		34	66	9	17	11	23	34	27	77	18	9	5	7	200
Game		FG 51.5		FT 52.9		2		Deadball Rebounds							
PERCENTAGES: 1st Half		FG 46.2		FT 66.7		6/9									
22/40 2nd Half		FG 56.0		FT 77.5		3/8									

No.	FLORIDA STATE	FG	FGA	FT	FTA	REB			PF	TP	A	TO	BLK	S	MIN
						O	D	T							
20	BOZEMAN, JAMES	6	14	6	7	1	2	3	4	18	2	3			28
42	ROLLE, ELVIS	5	7	7	8	4	8	12	4	17	0	0	3		32
43	ANDERSON, KRIS	1	3	2	2	2	6	8	1	4	0	2			32
11	PARKS, BOBBY	3	9	4	7	0	5	5	0	10	9	1		1	38
22	DILLARD, MICKEY ^{4:21} ₂	11	17	1	2	2	0	2	(5)	23	1	1	1	2	34
35	GILMORE, OREN	3	5	1	1	1	2	3	0	7	0	1	2	1	22
15	GROOMES, DEREK	0	2	2	2	0	2	2	1	2	0	1		1	8
10	ARNOLD, RODNEY	1	2	1	2	0	1	1	4	3	0	1			6

TEAM REBOUNDS (Included in Totals)						2	1	3							
TOTALS		30	59	24	31	12	27	39	19	84	12	10	6	5	200
Game		FG 50.8		FT 77.4		1		Deadball Rebounds							
PERCENTAGES: 1st Half		FG 53.6		FT 100		6/6									
15/31 2nd Half		FG 48.4		FT 72.0		18/25									

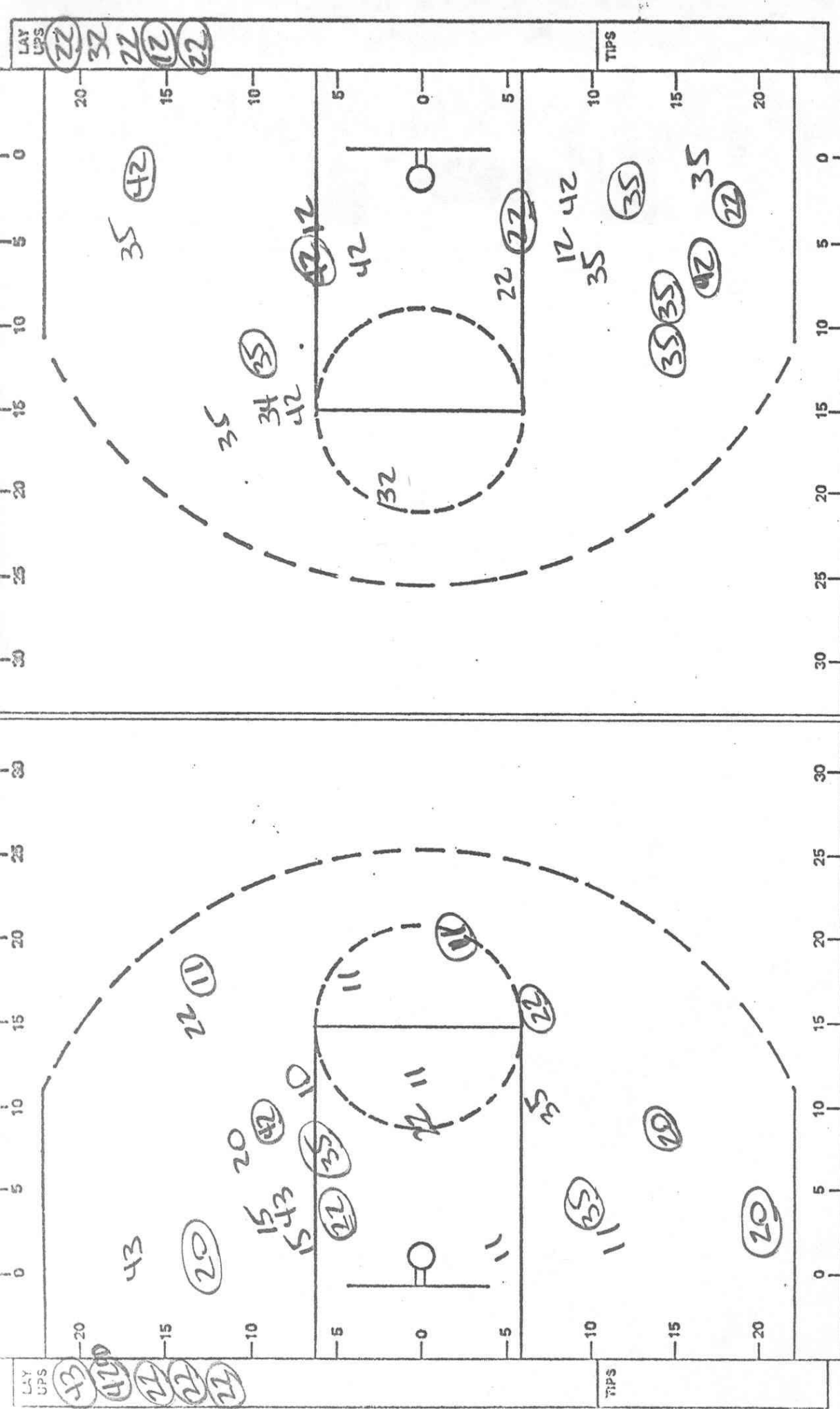
OFFICIALS: DAN WOOLRIDGE, DAVE PERRY, CHARLEY VACCA		SCORE BY PERIODS		1st H.	2nd H.	OT	OT	FINAL
Technical Fouls: _____		ST. LOUIS		30	47			77
Notes: _____		FLORIDA STATE		36	48			84

1981 METRO CONFERENCE BASKETBALL CHAMPIONSHIP
FREEDOM HALL-LOUISVILLE, KY-9:25 PM- 3/5/81

FLORIDA STATE	SCORE	TIME	ST. LOUIS
Tip controlled by Florida State	- - -	19:37	(Rolle 1T1) Burns (2) 00
Dillard driving 5 ft lane flip	2-0 2	19:10	
	2-2 1	18:46	Burns driving layup
Bozeman 21 ft side-Parks pass	4-2 2	18:34	
(Burns 1T1) Common foul		18:22	
Bozeman 19 ft side	6-2 4	18:05	
	6-4 2	17:47	(Dillard 1T2) Common foul
	6-6 0	17:30	Anderson 17 ft corner
		16:36	Burns 8 ft side turnaround-Becton pass
Anderson follow	8-6 2	16:17	
	8-8 0	15:35	Becton 16 ft baseline-Johnson pass
	8-10 -2	15:24	(Bozeman 1T3) Player control
(Johnson 1T2) Common foul		15:07	Becton 14 ft angle-Burns pass
Parks 19 ft angle	10-10 0	13:57	
Bozeman 15 ft angle	12-10 2	13:49	
(Poole 1T3) Common foul		13:25	
Dillard 16 ft angle-Parks pass	14-10 4	13:13	
	14-12	12:28	(Bozeman 2T4) Becton (2) XX Mueller for Poole
Parks 20 ft circle	16-12 4	12:02	
Gilmore for Bozeman		11:38	
(Anderson 1T4) Common foul		11:11	
	16-14 2	10:52	Becton 18 ft angle-Johnson pass
(Mueller 1T5) Common foul		10:07	
Rolle slam dunk off alley-oop	18-14 4	10:02	
pass Parks			
(Mueller 2T6) Rolle (2) XX	20-14 6	9:30	
		9:21	(Rolle 2T5) Common foul
Groomes for Rolle			Poole for Anderson
	20-16 4	8:25	Burns 17 ft baseline-Mueller pass
		8:07	(Groomes 1T6) Common foul
Dillard driving layup	22-16 6	7:46	
Gilmore 9 ft side	24-16 8	7:08	
		7:05	TIMEOUT ST LOUIS (1)
11 of 20 = 55% 12 rebs	4-Turnovers -4		7 of 16 = 43.8% 7 rebs
			Anderson for Poole
(Johnson 2T7) Groomes (B) XX	26-16 10	6:36	
Dillard driving layup	28-16 12	6:21	
Gilmore 5 ft turnaround bank-Parks pass	30-16 14	5:42	
Arnold for Dillard	30-18 12	5:24	(Dillard 2T7) Burns (B) XX
	30-20 10	5:03	Johnson driving flip
			Poole for Mueller
	- - -		(Arnold 1) Johnson (1) 0

Continued

FLORIDA STATE (30)	SCORE	TIME	(20) ST. LOUIS
(Anderson 2)Anderson (B) XX	32-20 12	4:14	
	32-22 10	3:55	(Arnold 2) Burns (2) XX
TIMEOUT FLORIDA STATE (1)		2:57	
13 of 24 = 54.2% 17 rebs	7-Turnovers-5		8 of 20 = 40% 8 rebs
Dillard for Parks	32-24 8	2:25	Anderson 12 ft angle tunraround
	32-26 6	1:53	Burns follow
Rolle & Bozeman for		1:29	
Arnold & Groomes			
Dillard driving layup after steal	34-26 8	1:10	
	34-28 6	:54	Becton 19 ft side-Burns pass
Parks for Anderson	36-28 8	:35	
Rolle 9 ft turnaround bouncer-			
Parks pass	36-30 6	:04	Anderson 17 ft side-Johnson pass



FLORIDA STATE				ST. LOUIS			
NO.	NAME	NO.	NAME	NO.	NAME	NO.	NAME
20	BOZEMAN	35	GILMORE	35	BECTION	34	MEULLER
42	ROLLE	15	GROOMES	42	ANDERSON		
43	ANDERSON	10	ARNOLD	32	POOLE		
11	PARKS			12	JOHNSON		
22	DILLARD			22	BURNS		

Date MARCH 5, 1961 Site L-20750 TALL LANTANA
Attendance 7766

Game	FG	FT	1	Deadball Rebounds
PERCENTAGES: 1st Half	FG 46.2	FT 66.7	FIRST	HALF
2nd Half	FG	FT		

	Game	FG	FT	0	Deadball	Rebounds
PERCENTAGES:	1st Half	FG 53.6	FT 100			
	2nd Half	FG	FT			

OFFICIALS: DAN WOODRIDGE, DAVE PERRY, CHARLEY VACCA SCORE BY PERIODS 1st H. 2nd H. OT OT FINAL

ST. LOUIS	30				
FLORIDA STATE	36				

Technical Fouls: _____

Notes: _____

SECOND HALF- ST. LOUIS VS FLORIDA STATE, LOUISVILLE, KY, FREEDOM HALL, 3-5-81

FLORIDA STATE (36)	SCORE	TIME	(30)	ST. LOUIS
Tip controlled by Florida State				
Dillard follow	38-30	8	19:32	
	38-32	6	19:10	Anderson 17 ft side- Dillard pass
	38-34	4	18:14	Johnson 14 ft side
Rolle stuff-Bozeman pass	40-34	6	18:02	
(Mueller 3T1) Common foul	- - -		17:41	
	40-36	4	17:11	Burns 16 ft angle
(Mueller 4T2)Bozeman (2) XX	40-38	2	16:35	Becton 12 ft side-Johnson pass
Gilmore for Anderson	42-38	4	16:17	
				Poole for Mueller
	42-40	2	15:59	Burns layup-Johnson pass
Bozeman 18 ft baseline-Dillard pass	44-40	4	15:39	
TIMEOUT FLORIDA STATE (2)				
3 of 5 = 60% 3 rebs	2-Turnovers-0		5 of 7 = 71.4%	1 reb
	44-42	2	15:07	Burns 4 ft hook follow
(Johnson 3T3) Common foul			14:56	
	44-44	0	13:31	Becton tipin follow
(Poole 2T4) Common foul			13:08	
Anderson for Gilmore				
Dillard follow	46-44	2	12:58	
	46-46	0	12:43	Burns 8 ft baseline turnaround-Johnson pass
(Becton 1T5) Common foul			12:32	
(Becton 2T6) Arnold (2) XO	47-46	1	12:30	TIMEOUT ST. LOUIS (2)
Arnold for Anderson			11:56	(Arnold 3T1) Common foul
Gilmore for Arnold				
(Poole 3T7) Rolle (B) XX	49-46	3	11:53	
(Burns 2) Parks (B) 0	- - -		11:35	
	49-48	1	11:25	Burns driving flip
	- - -			(Dillard 3T2) Burns (1) 0
				Mueller for Anderson
Gilmore follow	51-48	3	11:06	
(Becton 3) Gilmore (1)	52-48	4		
Arnold for Bozeman				
	52-50	2	10:34	Poole 8 ft lane
Arnold driving layup	54-50	4	10:29	
				(Arnold 4T3)
Bozeman for Arnold				Anderson for Poole
			10:13	(Bozeman 3T4) Common foul
	54-52	2	10:04	Anderson 10 ft lane flip-Mueller pass
Bozeman driving 8 ft lane	56-52	4	9:40	
	56-54	2	9:26	Becton 10 ft side-Burns pass
	56-56	0	9:03	Burns driving underhand flip
TIMEOUT FLORIDA STATE (3)			8:41	
Anderson for Gilmore				
7 of 16 = 43.8% 10 rebs	3-Turnovers-2		13 of 24 = 54.2%	12 rebs

Continued

FLORIDA STATE(56)	SCORE	TIME	(56) ST LOUIS
(Becton 4)Rolle (2) OX	57-56 1	8:26	
		7:54	(Bozeman 4T5) Common foul Poole for Mueller
	57-58 -1	7:18	Burns reverse layup
(Johnson 4) Parks (B) XO	58-58 0	7:01	
Dillard 19 ft angle-Parks pass	60-58 2	6:52	
	60-60 0	6:21	(Anderson 1T6) Burns (2) XX
Dillard 17 ft circle-Parks pass	62-60 2	6:06	
	62-62 0	5:42	Burns 14 ft baseline
Bozeman driving baseline layup	64-62 2	5:31	
Parks pass			
(Poole 4) Bozeman (1) 0	- - -		
	- - -	5:28	(Rolle 3T7) ANDERSON (B) 0
Dillard driving corkscrew layup	66-62 4	5:21	
(Anderson 3)Dillard (1)	67-62 5		
Gilmore for Bozeman			TIMEOUT ST LOUIS (3)
11 of 23 = 47.8% 16 rebs	3-Turnovers-2		15 of 28 = 53.6% 15 rebs
	67-64 3	5:08	Anderson follows own miss
	- - -		(Dillard 4) Anderson (1) 0
Dillard 7 ft baseline jumper	69-64 5	4:40	
(Burns 3) Dillard (1) 0	- - -		
Bozeman for Dillard	69-65 4	4:21	(Dillard 5)Becton (2) OX
(Burns 4) Parks (B) XX	71-65 6	4:17	
	71-67 4	4:09	Becton 18 ft angle-Burns pass
Parks driving layup	73-67 6	3:58	
	73-69 4	3:41	Becton 17 ft angle
(Poole 5)Parks (2) XO	74-69 5	3:35	Mueller for Poole
Rolle slam dunk-Parks pass	76-69 7	3:06	
(Mueller 5)Rolle (2) XX	78-69 9	1:58	Lawrence for Mueller
			TIMEOUT ST LOUIS (4)
	78-71 7	1:43	Lawrence follows own miss
Rolle driving slam dunk	80-71 9	1:11	
	80-73 7	1:00	Burns 16 ft angle
	- - -	:51	(Rolle 4) Lawrence (B) 0
	80-75 5	:37	Burns 16 ft corner
(Lawrence 1) Bozeman (B) XX	82-75 7	:21	
(Burns 5) Bozeman (B) XX	84-75 9	:12	Schneider for Burns
	84-77 7	:05	Schneider 16 ft corner
		:04	TIMEOUT ST LOUIS (5)

METRO MANIA
Game Number 3
Florida State vs. St.Louis

Entering tonight's game St.Louis has lost five consecutive Metro Tournament games, However in four of those games the Billikens have lost by a total of 113 points. St.Louis losses in the tournament have come by margins of 4,5,22,2 and 2.

OPENING TIP CONTROLLED BY FLORIDA STATE . THE NOLES DRAW FIRST BLOOD AS DILLARD HITS A SHORT JUMPER 34 SECONDS INTO THE GAME.

TONIGHT'S ATTENDANCE IS 7,766 WHICH IS THE SECOND HIGHEST OPENING ROUND ATTENDANCE IN TOURNAMENT HISTORY. IT IS SURPASSED ONLY BY LAST YEAR'S ATTENDANCE OF 8,565.

DID YOU KNOW THAT THE TEAM THAT HAS BEEN AT THE NORTH END IN THE FIRST TWO GAMES HAS WON?

FIRST TIME-OUT OF THE GAME CALLED BY ST.LOUIS. FSU HAS 24-16 LEAD WITH 7:05 LEFT.

HALF-TIME SCORE: FLORIDA STATE 36 ST.LOUIS 30.

SECOND HALF TIP CONTROLLED BY FSU. FIRST POINTS CORED BY DILLARD AT :45.
15:38 REMAINING: FSU CALLS FIRST TIME-OUT OF SECOND HALF, THEY LEAD 44-40
ST. LOUIS CALLS TIME OUT WITH 12:30 REMAINING IN GAME AND SCORE KNOTTED AT 46.
AT THIS POINT, FOUL SITUATION HAS ST. LOUIS WITH SIX AND FSU NONE (0).

SEMINOLES' FIRST FOUL OF THE HALF COMES AGAINST RODNEY ARNOLD AT 11:53, the SAME TIME SEMINOLES MOVE INTO ONE-AND-ONE.

8:41 REMAINING,FSU CALLS THIRD TIME-OUT OF HALF, SCORE TIED 56-56.

7:54 REMAINING, BOZEMAN GETS FOURTH FOUL.

5:28 REMAINING, FSU COMMITS SEVENTH TEAM FOUL OF THE HALF, SLU GOES INTO 1-1

4:39 REMAINING IN GAME--FSU HAS OPPORTUNITY FOR THREE POINT PLAY ON ITS THIRD CONSECUTIVE POSSESSION. 4:21--FSU'S MICKEY DILLARD LEAVES GAME WITH FIFTH FOUL--He HAS 23 POINTS.

3:35 REMAINING--POOLE PICKS UP HIS FIFTH PERSONAL FOR SLU
1:58 " MILLER OF SLU LEAVES GAME WITH FIVE FOULS

:12 " DAVID BURNS OF SLU FOULS OUT. HE'S SCORED 34 POINTS, TYING THE TOURNAMENT RECORD SET BY MURRAY BROWN (FSU) vs. TULANE, MARCH 1, 1979.

FSU ADVANCES TO THE SEMIFINALS FOR A REMATCH WITH CINCINNATI. LAST YEAR FSU WON IN DOUBLE OVERTIME, 79-69.

ST. LOUIS FINISHES ITS SEASON WITH a 9-18 RECORD, FSU IS NOW 17-10. FSU HAS FOUR STRAIGHT WINS, BILLS ENDED SEASON WIT FOUR STRAIGHT LOSSES.

Joe Williams -- Florida State head coach

"The main thing is we're still here, St. Louis played awfully well their guards are hard to stop. They penetrate very well. Usually when we play a zone against them they have some difficulty handling it. But not tonight. They really shot it in from outside.

"Parks played very well for us. Mickey Dillard made some big plays near the end, but when he fouled out, Bobby Parks just kept us going, giving us good leadership out there.

"I thought we rebounded well and that probably was the difference in the game.

"We're glad to have the opportunity to play Cincinnati. They won by one and our game was very close too.

"In the game tonight we did a good job of moving the ball and getting open men. I thought we were very loose late in the game. Rolle was hit a little bit and we were concerned about him going into the game. But he did ok.

Ron Ekker -- St. Louis University, head coach

"Anytime in the last ten minutes had we had the lead and the ball we would have gone to the four corners. We did have a one point lead but by the time we got the ball back they had scored.

(On Florida State) "They are very physical and our kids have to do a lot of things to keep them from utilizing these strengths we can't play them straightup. Any when you play that way you open yourself up for mistakes. They made three shots that I've never seen in my life before.

(About the fact they have never own a tournament game) I don't know what the history is, I know we don't like losing. We take each ball game by itself.

(On David Burns) "He is a unique talent in many ways, more than just being able to put the ball in the hole and dribble fast, he's learned the game.

(On next year) I like our team for the future, we have the nucleus of a good ball club, each game we learned a little bit. Those lessons will pay off in the future.

(From David Burns) "Im upset because we lost I felt like we had a good chance to win. They beat us on the boards and we weren't playing good cleanup defense.

Florida State Player Quotes

James Bozeman asked about how his injured ankle felt - "It feels real good now."

When asked about whether the St. Louis win over Florida State was a fluke - "Yes it was. We had the game won but we threw it away."

Bobby Parks - "It wasn't one of my best shooting nights. St. Louis is a good team. They gave us three pretty good ball games this year and they won one of those. They shot the ball very well tonight. We had a hard time stopping them."