


FILE COPY — DO NOT REMOVE

METRO

The Official Magazine
Of The Metro Conference



1981-82 Florida State Numerical Basketball Roster

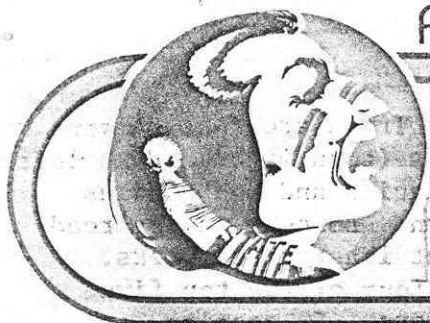
1981-82 Jacksonville University Numerical Basketball Roster

No.	Name	Pos.	Hgt.	Wgt.	Cl.	Hometown
11	Ronnie Watson	G	6'0"	160	So.	Cocoa, FL
14	Booney Crawford	G	6'1"	165	Fr.	Kingsport, TN
15	Cedric Andrews	G	5'10"	155	Fr.	W. Palm Beach, FL
20	James Bozeman	G	6'5"	200	Sr.	Tallahassee, FL
21	Scott Wilkes	G	6'5"	175	So.	DeLand, FL
22	Mitchell Wiggins	F	6'4"	185	Jr.	Grifton, NC
23	Tony William	G	6'1"	175	So.	Ft. Wayne, IN
24	Maurice Myrick	G	6'5"	175	Fr.	Marianna, FL
32	Michael Johnson	F	6'5"	180	So.	Pensacola, FL
33	Bobby Miles	C	6'8"	225	So.	Tallahassee, FL
35	Oren Gilmore	C	6'9"	190	So.	Bloom Township, IL
44	Jeff Coleman	F	6'7"	210	Jr.	Miami, FL
50	David Speights	F	6'6"	205	Fr.	Marianna, FL
54	Pernell Tookes	F	6'6"	185	Sr.	Orlando, FL
55	Raphael Phillip	C	6'8"	220	Fr.	Kissimmee, FL

No.	Name	Pos.	Ht.	Wt.	Class
10	Maurice Roulhac	G	5-8	150	Jr.
14	Harvin Council	G	6-4	185	So.
15	Dolan Douglas	G	5-10	160	Jr.
21	Andrew Hinton	G	6-3	170	Fr.
22	Darren Cross	G	6-4	190	So.
24	Terry Brush	G/F	6-5	195	Sr.
25	Steve Tutson	F	6-7	200	Sr.
30	Mike Hackett	F	6-5	210	Sr.
31	Bobby Stovall	F	6-7	175	Jr.
32	Singh Guram	F	6-7	200	Sr.
33	Barlow Taylor	C	6-9	225	Sr.
34	Danny McLaughlin	F	6-5	200	Jr.
42	Ron Carter	F	6-7	190	So.
44	Linwood Davis	F/C	6-7	200	Jr.

1981-82 Florida State Basketball Schedule

Date	Opponent	Site	Time
Nov. 29	FLORIDA A&M	Tallahassee, Fla.	3:00 p.m.
Dec. 1	GEORGIA	Tallahassee, Fla.	7:30 p.m.
Dec. 4-5	Florida Four Tournament	Tampa, Fla.	7:00 p.m.
Dec. 9	JACKSONVILLE	Tallahassee, Fla.	7:30 p.m.
Dec. 12	Florida	Jacksonville, Fla.	7:30 p.m.
Dec. 19	AUBURN	Tallahassee, Fla.	7:30 p.m.
Dec. 22	South Carolina	Columbia, S.C.	8:00 p.m.
Dec. 29-30	Dayton Tournament	Dayton, Ohio	TBA
Jan. 4	Louisville	Louisville, Ky.	8:00 p.m. (TV)
Jan. 9	Memphis State	Memphis, Tenn.	12:00 p.m. (CBS-TV)
Jan. 11	FLORIDA	Tallahassee, Fla.	7:30 p.m.
Jan. 14	St. Louis	St. Louis, Mo.	7:35 p.m.
Jan. 16	Virginia Tech	Blacksburg, Va.	8:00 p.m.
Jan. 23	ST. LOUIS	Tallahassee, Fla.	1:30 p.m. (TV)
Jan. 25	ST. LEO	Tallahassee, Fla.	7:30 p.m.
Jan. 27	Jacksonville	Jacksonville, Fla.	7:30 p.m.
Jan. 30	LOUISVILLE	Tallahassee, Fla.	1:00 p.m. (NBC-TV)
Feb. 1	TULANE	New Orleans, La.	8:00 p.m. (TV)
Feb. 10	TULANE	Tallahassee, Fla.	7:30 p.m.
Feb. 13	MEMPHIS STATE	Tallahassee, Fla.	7:30 p.m.
Feb. 20	Cincinnati	Cincinnati, Ohio	8:05 p.m.
Feb. 22	SOUTH CAROLINA	Tallahassee, Fla.	8:00 p.m. (TV)
Feb. 25	VIRGINIA TECH	Tallahassee, Fla.	7:30 p.m.
Feb. 27	CINCINNATI	Tallahassee, Fla.	1:00 p.m. (NBC-TV)
Mar. 5-7	Metro Tournament	Memphis, Tenn.	TBA



FLORIDA STATE UNIVERSITY

FILE COPY - DO NOT REMOVE
INFORMATION

113 WILDWOOD • TALLAHASSEE FL 32306 • 904-644-4038

MARK CARLSON, DIRECTOR
904/575-7637 - home
GLENN GREENSPAN, ASSISTANT
LISA MORTON, ASSISTANT

December 7, 1981

WRITTEN FOR USE AS DESIRED

FLORIDA STATE (2-2)

vs.

JACKSONVILLE (1-3)

Wednesday, Dec. 9, 1981, 7:30 p.m.

Tallahassee-Leon County Civic Center

vs.

FLORIDA (3-1)

Saturday, Dec. 12, 1981, 7:30 p.m.

Jacksonville Coliseum

THE GAMES--While it may still be early in the season, Florida State is no stranger to the two opponents. The Seminoles defeated the JU Dolphins at the recent Florida Four Basketball Tournament and witnessed Florida lose to South Florida before the Gators rebounded against Jacksonville.

LAST WEEKEND--In the inaugural game of the Florida Four Tournament, the Tribe rebounded after trailing at the half to defeat Jacksonville, 94-93 in overtime. In the championship game against South Florida, 56-54 winners over Florida, the Seminoles trailed by two at the half 26-24, but the taller, more experienced Brahman squad finally wore the Tribe down and won 82-67. Florida State earned the runner-up trophy.

THE LAST MEETING--What a comeback that 94-93 win over JU was! After trailing at the half 51-37, FSU overcame three 14 point second half deficits to send the game into overtime. At that third stanza, FSU sophomore guard Tony William hit an eight foot bank shot from the key with two seconds showing on the clock to give the Tribe the win. The last time FSU met Florida on the hardwood, the Seminoles defeated the Gators 82-71 at Gainesville before the second largest crowd ever at the O'Connell Center. At the time, the 8,321 fans was a Florida school record but was broken when 10,210 witnessed the Florida - Kentucky game. The FSU win revenged an early season 81-74 double overtime loss to the Gators at Jacksonville.

THE FINALE--Saturday's Florida-Florida State game ends the four year commitment to Jacksonville's Coliseum. The teams will meet in home-and-home games only beginning in the 1982-83 season. FSU is 2-1 the past three years at Jacksonville.

IN THE LONG RUN--Including games this season, FSU leads the Jacksonville series 23-14, but trails Florida, 19-8.

GETTING PERMISSION--Its a wonder the Seminoles don't need their parents to sign permission slips to allow them to leave Tallahassee. Of the 15 man squad, 12 are either freshmen or sophomores and while other schools boast "the youngest starting lineup in the nation," the Tribe will send three sophomores and two freshmen against Jacksonville and Florida.

WISH YOU WERE HERE--Absent from the starting lineup for the Tribe are four players. Seniors James Bozeman (bruised knee) and Pernell Tookes (torn ligaments in left knee) are lost to injury and new Seminoles Mitchell Wiggins and Bobby Miles will not gain eligibility until December 19, vs. Auburn. Bozeman may be ready for the Florida game, but Tookes will remain out for at least three weeks.

CHATS ABOUT STATS--Looking at the Seminoles statistically, four of the top five positions in scoring and rebounding are held by newcomers. In scoring, only returning sophomore Oren Gilmore (fourth) is among the top five and in rebounding only senior James Bozeman is listed (tied for third). Topping the points per game category is sophomore Michael Johnson (15.8) and freshman David Speights is first in rebounding (7.0).

WHEELIN' AND DEALIN'--Sophomore guard Tony William has not only been active winning games for the Tribe, but he has placed his name in the lead in two FSU categories. William tops the team in assists (21) and steals (9) not to mention game winning shots in overtime.

THE COACHES--The Tribe is led by fourth year mentor Joe Williams who is 294-179 in 17 plus years of coaching. With the Tribe, Williams is 60-31, earning win No. 60 vs. Jacksonville. Williams previous coaching stints have been at Jacksonville (1965-70; 92-61) and Furman (1970-78; 142-87). Williams led the Dolphins to the 1970 NCAA Finals vs. UCLA and still ranks as the winningest coach in Furman history. He is one of only two coaches to take three separate teams to NCAA post season competition. The Gators are led by Norm Sloan who is 492-282 in 26 plus seasons. At Florida, he is 100-80 in seven seasons. Jacksonville is tutored by first year coach Bob Wenzel, who is 1-3 as a head coach. Wenzel previously served as an assistant at Yale, Duke and most recently South Carolina.

THE LINEUPS			Florida State		Jacksonville
32	Michael Johnson	(6- 5, So. 15.8/6.5)	F	24	Terry Brush (6-5, Sr. 14.3/ 5.0)
50	David Speights	(6- 6, Fr. 14.3/7.0)	F	32	Singh Guram (6-7, Sr. 4.8/ 5.0)
35	Oren Gilmore	(6- 9, So. 13.0/4.5)	C	30	Mike Hackett (6-5, Sr. 24.5/12.8)
24	Maurice Myrick	(6- 5, Fr. 10.0/5.0)	G	14	Harvin Council (6-4, So. 7.8/ 3.8)
23	Tony William	(6- 1, So. 14.8/4.0)	G	21	Andrew Hinton (6-3, Fr. 4.0/ 2.5)

			Florida
12	Vernon Delancy	(6- 5, So. 13.0/3.8)	F
25	Ronnie Williams	(6- 7, So. 21.8/8.5)	F
40	Eugene McDowell	(6- 8, Fr. 8.8/7.5)	C
10	Mike Moses	(5-11, So. 9.5/2.3)	G
23	Rob Harden	(5-10, Fr. 7.0/1.8)	G

LOOKING AT THOSE LINEUPS--Several players in the opposing lineups have already set milestones this season. Dolphin center Mike Hackett became the 13th player in JU history to pass the 1,000 point plateau and also became only the ninth participant to grab 600 or more rebounds. Against FSU at the Florida Four, Terry Brush (26 points, nine rebounds) and Harvin Council (15 points, eight rebounds) both set single game personal bests in scoring and rebounds. Also at the Florida Four, Florida guard Ronnie Williams tallied his second highest point output ever, scoring 30 vs. Jacksonville. His high was 36 last season against Purdue. Notice that Florida State and Florida boast similar lineups by class--both teams start two freshmen and three sophomores.

LIKING WHAT THEY SEE--The figures are in and are impressive. Since moving to the new Tallahassee Leon County Civic Center, FSU season ticket sales have skyrocketed. Community attendance is up 72% and student sales are ahead of last year by 21% for an average increase of 53%.

NEXT--Following Saturday's contest against Florida, the Tribe will receive a week off before hosting Auburn in the Tallahassee Leon County Civic Center, Dec. 19. The Dolphins will next face Mercer University Dec. 12, and Florida, which has rested since the Florida Four, will take 10 additional days leave before returning to action Dec. 22 at Ohio State.

OFFICIAL METRO CONFERENCE
BASKETBALL BOX SCORE

Date 12/9/81 Site Tall. Leon County Civic Center
Attendance 3241

FILE COPY — DO NOT REMOVE

No.	Florida State	FG	FGA	FT	FTA	O	D	T	PF	TP	A	TO	BLK	S	MIN
32	Michael Johnson	0	5	5	7	0	5	5	4	5	4	4	1	0	31
50	David Speights	8	13	1	2	3	3	6	3	17	1	3	0	0	31
35	Oren Gilmore	6	8	4	6	0	4	4	4	16	0	2	2	1	24
24	Maurice Myrick	6	8	2	5	3	3	6	1	14	3	3	1	0	39
23	Tony William	6	11	0	0	0	0	0	5	12	2	3	0	1	21
11	Ronnie Watson	1	2	0	0	0	2	2	2	2	1	0	0	0	19
14	Booney Crawford														
15	Cedric Andrews														
	James Boneman														
21	Scott Wilkes	2	3	0	0	0	0	0	1	4	0	1	0	1	17
44	Jeff Coleman														
55	Raphael Phillip	4	5	2	2	2	4	6	3	10	0	2	0	1	18

TEAM REBOUNDS (Included In Totals)

TOTALS 33 55 14 22 9 22 31 23 80 11 18 4 4 200

Game FG 60% FT 64%

5 Deadball Rebounds

PERCENTAGES: 1st Half FG 70% $\frac{1}{2}$ FT 37% $\frac{3}{8}$

2nd Half FG FT

No.	Jacksonville	FG	FGA	FT	FTA	O	D	T	PF	TP	A	TO	BLK	S	MIN
24	Terry Dush	3	8	1	2	1	1	2	3	7	1	4	0	1	23
32	Singh Guran	4	6	0	0	5	6	11	5	8	2	2	0	0	20
30	Mike Hackett	12	21	3	6	11	9	20	4	27	0	4	0	0	35
14	Harvin Council	6	12	6	7	2	0	2	0	18	1	1	0	0	32
21	Andrew Hinton	4	8	0	3	0	0	0	0	8	2	3	0	1	32
	Maurice Bonkha														
15	Dolan Douglas	0	2	0	0	0	0	0	0	0	1	0	0	0	18
	Darren Cross														
25	Steve Tutson	2	5	0	0	1	0	1	3	4	0	0	0	0	8
31	Bobby Stovall														
33	Barlow Taylor														
34	Dan McLaughlin	3	9	3	5	2	1	3	2	9	1	1	0	1	18
44	Linwood Davis	1	4	0	3	2	0	2	1	2	0	1	0	0	24
	Ron Carter														

TEAM REBOUNDS (Included In Totals)

TOTALS 35 75 13 26 25 18 43 18 83 18 16 0 3 200

Game FG 47% FT 50%

4 Deadball Rebounds

PERCENTAGES: 1st Half FG 43% $\frac{1}{2}$ FT 46% $\frac{6}{13}$

2nd Half FG FT

OFFICIALS: Smith: Crowell: Lowe

Technical Fouls: T. William (FSU)

Notes:

SCORE BY PERIODS	1st H.	2nd H.	OT	OT	FINAL
Florida State	41	39			80
Jacksonville	38	45			83

FLORIDA STATE UNIVERSITY VS. JACKSONVILLE UNIVERSITY

December 9, 1981

7:30 p.m.

FOR FSU: WILLIAM, MYRICK, JOHNSON, GILMORE, SPEIGHTS
FOR JU: COUNCIL, HINTON, BRUSH, HACKETT, GURAM

Tallahassee, Florida

FIRST HALF

TIME	FLORIDA STATE	SCORE		JACKSONVILLE
19:35	Myrick layup	2	0	
19:13	William pfl	2	0	
19:00		2	2	Hackett 25 ft. jumper
18:30		2	4	Hackett jumper
18:10	Speights pfl	2	4	
17:38		2	6	Hinton layup
17:04		2	6	Guram pfl
17:04	Gilmore makes 1 of 2	3	6	
16:17	Speights jumper	5	6	
16:04	Speights layup	7	6	
15:46	William pf2	7	8	Hinton pf2 jumper
15:46		7	8	Hinton misses 1 of 1
15:37		7	10	Hackett jumper
15:28	Gilmore jumper	9	10	
15:20		9	12	Bush 25 ft. jumper
15:02	Speights jumper	11	12	
14:45		11	14	Hinton 10 ft. jumper
14:36	Johnson pfl	11	14	
14:19	Gilmore pfl	11	14	
14:19		11	14	Hackett misses 2 of 2
14:08	Speights jumper by Gilmore	13	14	
13:53		13	16	Guram jumper
13:32	Myrick jumper	15	16	
13:23		15	18	Davis jumper
13:05	Gilmore 10 ft. jumper	17	18	
12:58	Myrick pfl	17	18	
12:58		17	19	McLaughlin makes 1 of 2
12:09	Gilmore 5 ft. jumper	19	19	
11:43		19	21	Guram layup
11:16	TIME OUT	19	23	Tutson tip in
10:33	Gilmore pf2	19	23	
10:16		19	23	Guram pf2
9:51	Wilkes jumper	21	23	
8:58	Speights layup	23	23	
8:41	Speights pf2	23	23	
8:41		23	24	McLaughlin makes 1 of 2
8:22		23	23 24	XX Bush Bush jumper pfl
8:22	Myrick misses 2 of 2	23	24	
7:28	Myrick layup	25	24	
7:18		25	26	Hackett layup
6:52	Speights jumper	27	26	
6:05	Phillip jumper	29	26	
5:29		29	28	Hackett jumper
5:12	Watson 20 ft. jumper	31	28	
5:11	Speights pf3	31	28	TIME OUT
5:11		31	30	Hackett makes 2 (1+)
4:48		31	30	Brush pf2
4:17	Wilkes 20 ft. jumper	33	30	
4:09		33	30	Davis pfl
3:07	Watson pfl	33	30	
3:07		33	30	Davis misses 1+
2:57		33	32	Hackett jumper
2:43		33	32	Tutson pfl
2:43	Johnson makes 1 of 2	34	32	
2:32		34	32	McLaughlin pfl
2:32	Myrick makes 1 (1+)	35	32	
2:29	Phillip jumper	37	32	
2:03		37	34	Hackett jumper
1:43	Myrick jumper	39	34	
1:19	Johnson pf2	39	34	
1:19		39	35	Hackett makes 1 (1+)
1:01		39	37	Council jumper
1:01	Wilkes pfl	39	37	
1:01		39	38	Council makes 1 shot
:02	Myrick 25 ft. jumper	41	38	
	FLORIDA STATE	41	38	JACKSONVILLE

END OF FIRST HALF

OFFICIAL METRO CONFERENCE BASKETBALL BOX SCORE

Date _____ Site _____
Attender: _____

No.	Florida State	FG	FGA	FT	FTA	REB			PF	TP	A	TO	BLK	S	MIN
						O	D	T							
32	Michael Johnson	0	1	1	2				2	1					
50	David Spaight	4	5	0	0				3	8					
35	Oren Gilmore	5	5	1	2				2	11					
24	Maurice Myrick	5	6	1	4				1	11					
23	Tony Williams	0	2	0	0				2	0					
11	Ronnie Watson	1	2	0	0				1	2					
14	Booney Crawford														
15	Cedric Andrews														
	James Townsend														
21	Scott Wilkes	2	3	0	0				0	4					
44	Jeff Coleman														
55	Raphael Phillip	2	3	0	0				0						

TEAM REBOUNDS (Included in Totals)

TOTALS 19 37 3 8 16 1 41 10 10 1 2

Game FG FT 3 Deadball Rebounds

PERCENTAGES: 1st Half FG 70% FT 37%

2nd Half FG FT

No.	Jacksonville	FG	FGA	FT	FTA	REB			PF	TP	A	TO	BLK	S	MIN
						O	D	T							
24	Terry Brush	1	5	0	0				1	2	2				
32	Singh Gurin	2	3	0	0				3	2	4				
22	Mike Backatt	7	13	3	6				12	0	17				
14	Harvin Council	1	3	1	1				1	0	3				
21	Andrew Hinton	3	4	0	1				0	0	6				
	James Paulhoe														
15	Don Douglas	0	2	0	0				0	0	0				
	Don Williams														
25	Steve Futner	1	1	0	0				1	1	2				
31	Bobby Howell														
33	Barlow Taylor														
34	Don McLaughlin	0	3	2	4				1	1	2				
44	Linwood Davis	1	3	0	1				1	1	2				
	Don Carter														

TEAM REBOUNDS (Included in Totals)

TOTALS 16 37 6 13 20 7 33 6 9 0 1

Game FG FT 2 Deadball Rebounds

PERCENTAGES: 1st Half FG 43% FT 46%

2nd Half FG FT

OFFICIALS:	SCORE BY PERIODS				
Technical Fouls:	1st H.	2nd H.	OT	OT	FINAL
Notes:	Florida State	41			
	Jacksonville	38			

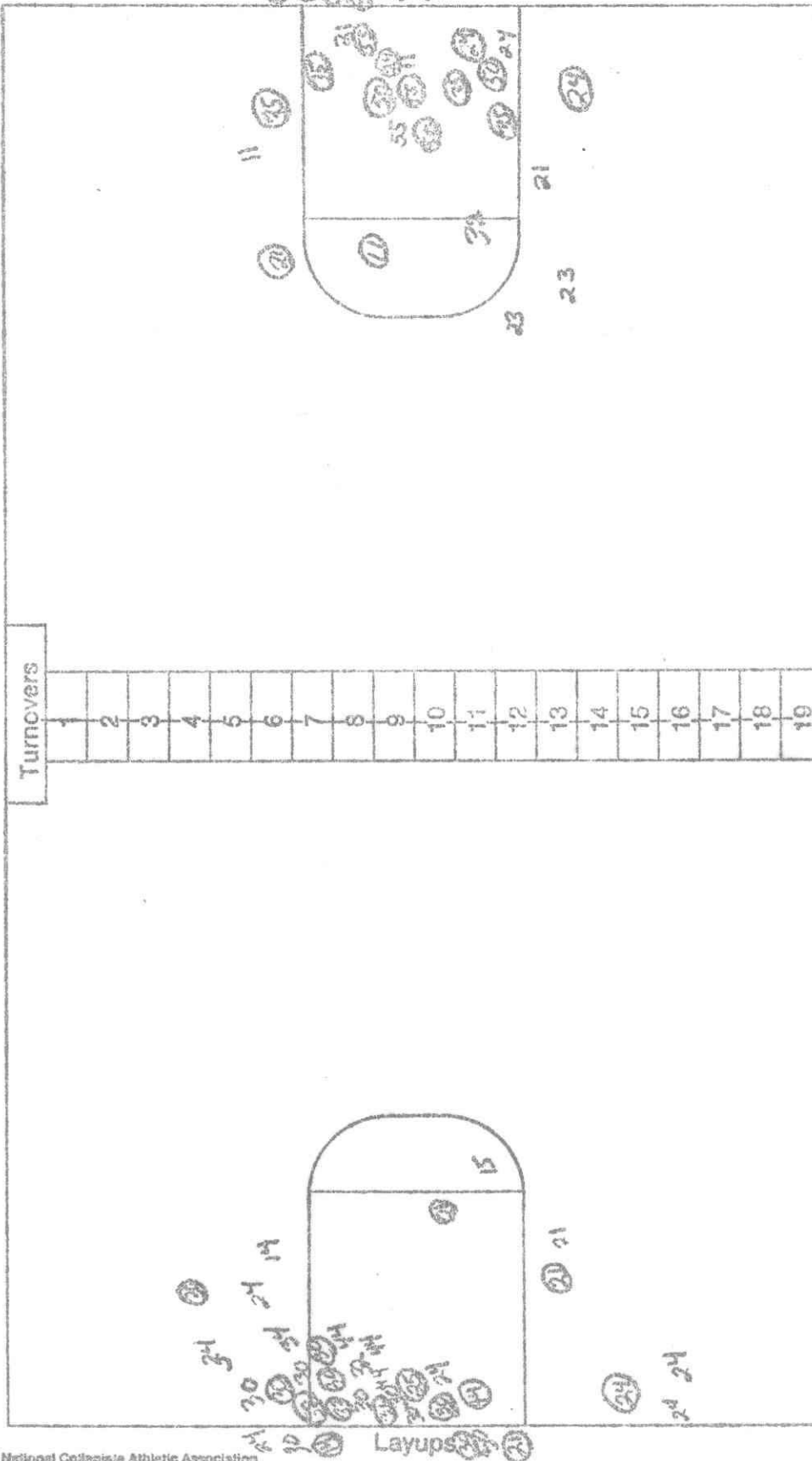
National Collegiate Athletic Association BASKETBALL SHOT CHART

First Half

Second Half

(Circle one)

Layups



Attempted 27

Made 18

Percentage 67%

Attempted 37

Made 16

Percentage 43%

Team F.S.U.

Team JACKSONVILLE

SECOND HALF

TIME	FLORIDA STATE	SCORE	JACKSONVILLE
19:33		41 40	Council jumper XXXX
18:53	Myrick jumper	41 42	Brush layup
18:55	Myrick jumper	43 42	Hackett pf1
18:55	Myrick makes 1 of 1	44 42	
18:06	Speights tip in	46 42	
17:49	Johnson pf3	46 42	
17:49		46 43	Council makes 1 of 2
17:14		46 43	Brush pf3
17:14	Johnson makes 2 of 2	48 43	
16:42		48 45	Hackett tip in
16:13	Gilmore pf3	48 45	
16:00	TIME OUT	48 47	Hackett jumper
15:40		48 47	Tutson pf2
15:20		48 49	Tutson 20 ft. jumper
14:42		48 51	Guram jumper
14:20		48 51	Tutson pf3
14:20	Johnson makes 2 of 2	50 51	
14:05	William 10 ft. jumper	52 XX 51	
13:43	Phillip 10 ft. jumper	54 51	TIME OUT
13:15		54 53	Hackett jumper
13:04	Phillip pf1	54 53	
12:46	William layup	56 53	
12:20	William 25 ft. jumper	58 53	
11:59		58 55	McLaogulin jumper
11:59	McLaughlin pf4 Johnson pf4	58 55	
11:59		58 56	McLaughlin misses 1+ makes 1
11:34	Phillip 5 ft. jumper	60 56	
11:24		60 56	Hackett pf2
11:00	William jumper	62 56	
10:51	William pf3	62 56	
10:46	Phillip pf2	62 56	
10:46		62 56	Davis misses 2 of 2
10:39		62 58	Guram jumper
10:19		62 60	Brush 10 ft. jumper
9:59	William 25 ft. jumper	64 60	
9:39	William 2 5 ft. jumper	66 60	
9:29		66 62	Council jumper
9:09	Speights 5 ft. jumper	68 62	Guram pf3
9:09	Speights makes 1 of 1	69 62	
8:48		69 62	Guram pf4 TIMEOUT
8:48	Phillip makes 2 (1+)	71 62	
82:09		71 64	Hackett jumper
7:34		71 66	McLaughlin layup
7:05	Gilmore 5 ft. jumper	73 66	
6:45	Phillip pf4	73 XX 68	Engr Council jumper
6:45		73 69	Council makes 1 of 1
6:34		73 69	McLaughlin pf2
6:34	Gilmore makes 1 of 2	74 69	
6:16		74 71	Hackett jumper
5:42		74 71	Hackett pf3
5:42	Gilmore makes 2 of 2	76 71	
5:41	William pf4	76 71	
5:41		76 73	Council makes 2 (1+)
5:20	Johnson jumper	78 73	
4:53	Watson pf2	78 73	
4:53		78 73	Hinton misses misses 1+
4:43		78 75	Hinton 5 ft. jumper
4:21	Speights 5 ft. jumper	80 75	
4:01		80 75	Hackett pf4
4:01	Johnson misses 1+	80 75	
3:52		80 77	Council layup
3:34		80 77	Guram pf5
3:34	Speights misses misses 1+	80 77	
3:15	TIME OUT	80 79	Council layup
1:58		80 81	McLaughlin jumper
1:18	William technical	80 82	Council makes 1 shot TIME OUT
:17	William pf5	80 82	
:17	TIME OUT	80 82	Hinton misses 1+
:02	Gilmore pf4	80 83	Brush makes 1 (1+)
	FLORIDA STATE	80 83	JACKSONVILLE

END OF GAME

National Collegiate Athletic Association BASKETBALL SHOT CHART

First Half

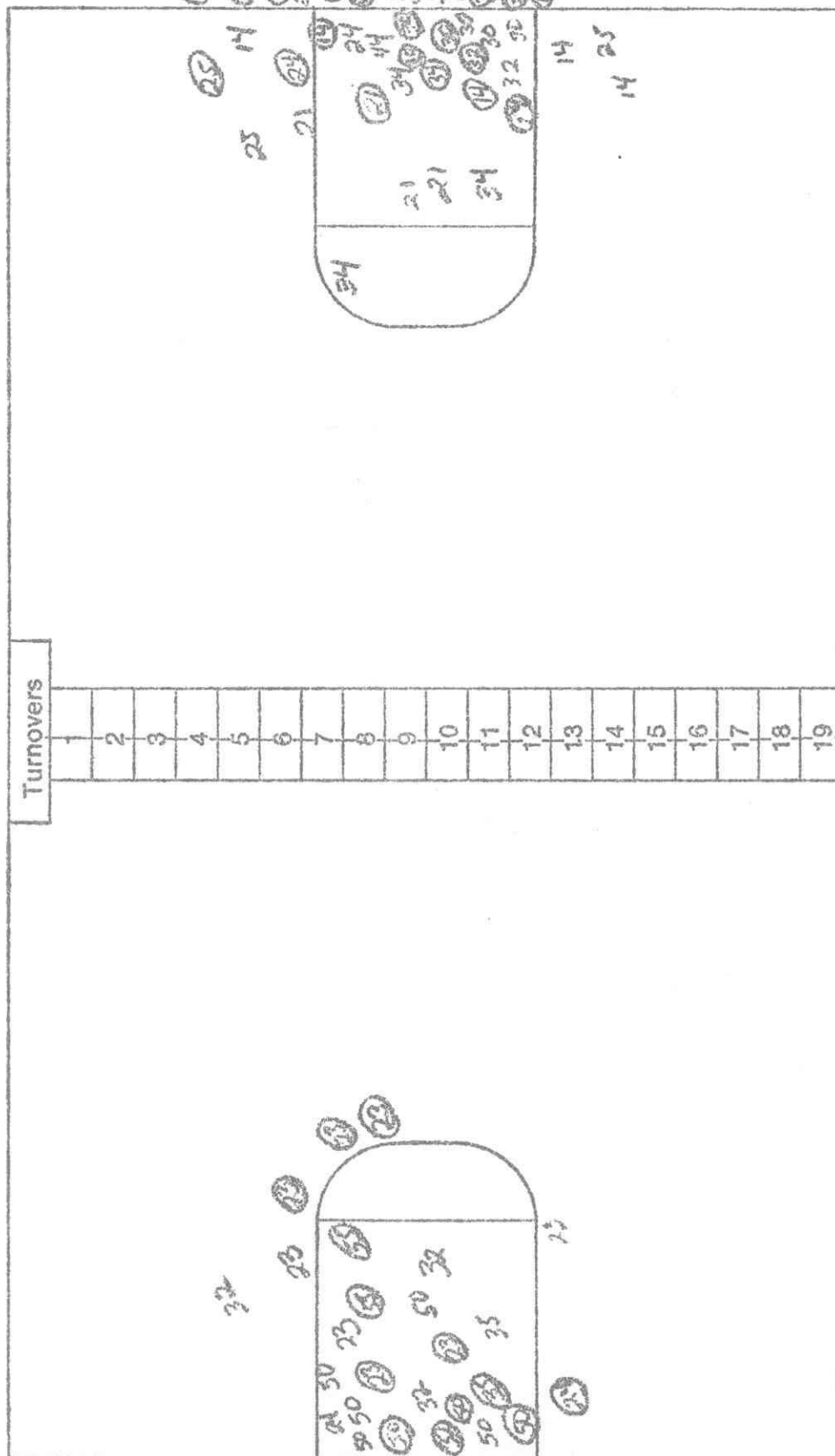
Second Half

(Circle one)

Layups

Team JACKSONVILLE

Team F.S.U.



Attempted 34

Made 19

Percentage 56%

Attempted 28

Made 14

Percentage 50%