


FILE COPY — DO NOT REMOVE

METRO

The Official Magazine
Of The Metro Conference



BILLIKEN FRONTLINERS

St. Louis Coach Ron Ekker with Forwards
Willie Becton and Darryl Anderson

1981-82 Florida State Numerical Basketball Roster

No.	Name	Pos.	Hgt.	Wgt.	Cl.	Hometown
11	Ronnie Watson	G	6'0"	160	So.	Cocoa, FL
14	Booney Crawford	G	6'1"	165	Fr.	Kingsport, TN
15	Cedric Andrews	G	5'10"	155	Fr.	W. Palm Beach, FL
20	James Bozeman	G	6'5"	200	Sr.	Tallahassee, FL
21	Scott Wilkes	G	6'5"	175	So.	DeLand, FL
22	Mitchell Wiggins	F	6'4"	185	Jr.	Grifton, NC
23	Tony William	G	6'1"	175	So.	Ft. Wayne, IN
24	Maurice Myrick	G	6'5"	175	Fr.	Marianna, FL
32	Michael Johnson	F	6'5"	180	So.	Pensacola, FL
33	Bobby Miles	C	6'8"	225	So.	Tallahassee, FL
35	Oren Gilmore	C	6'9"	190	So.	Bloom Township, IL
44	Jeff Coleman	F	6'7"	210	Jr.	Miami, FL
50	David Speights	F	6'6"	205	Fr.	Marianna, FL
54	Pernell Tookes	F	6'6"	185	Sr.	Orlando, FL
55	Raphael Phillip	C	6'8"	220	Fr.	Kissimmee, FL

1981-82 St. Louis Billiken Numerical Basketball Roster

No.	Name	Pos.	Ht.	Wt.	Class
10	Kevin Gingrich	G	6-0	170	Sr.
11	Kevin Strozier	C	6-0	175	Jr.
12	LaTodd Johnson	G	6-0	160	Jr.
24	Isaiah Singletary	G	6-3	195	Jr.
32	Andre Craig	F	6-10	210	So.
33	Lionell Hampton	F	6-7	190	Fr.
34	Bob Mueller	C	6-9	200	Sr.
35	Willie Becton	F	6-7	205	So.
40	John Bolton	F	6-4	190	So.
42	Darryl Anderson	F	6-4	200	So.
54	Dick Missavage	F	6-5	190	Sr.

1981-82 Florida State Basketball Schedule

Date	Opponent	Site	Time
Nov. 29	FLORIDA A&M	Tallahassee, Fla.	3:00 p.m.
Dec. 1	GEORGIA	Tallahassee, Fla.	7:30 p.m.
Dec. 4-5	Florida Four Tournament	Tampa, Fla.	7:00 p.m.
Dec. 9	JACKSONVILLE	Tallahassee, Fla.	7:30 p.m.
Dec. 12	Florida	Jacksonville, Fla.	7:30 p.m.
Dec. 19	AUBURN	Tallahassee, Fla.	7:30 p.m.
Dec. 22	South Carolina	Columbia, S.C.	8:00 p.m.
Dec. 29-30	Dayton Tournament	Dayton, Ohio	TBA
Jan. 4	Louisville	Louisville, Ky.	8:00 p.m. (TV)
Jan. 9	Memphis State	Memphis, Tenn.	12:00 p.m. (CBS-TV)
Jan. 11	FLORIDA	Tallahassee, Fla.	7:30 p.m.
Jan. 14	St. Louis	St. Louis, Mo.	7:35 p.m.
Jan. 16	Virginia Tech	Blacksburg, Va.	8:00 p.m.
Jan. 23	ST. LOUIS	Tallahassee, Fla.	1:30 p.m. (TV)
Jan. 25	ST. LEO	Tallahassee, Fla.	7:30 p.m.
Jan. 27	Jacksonville	Jacksonville, Fla.	7:30 p.m.
Jan. 30	LOUISVILLE	Tallahassee, Fla.	1:00 p.m. (NBC-TV)
Feb. 1	TULANE	New Orleans, La.	8:00 p.m. (TV)
Feb. 10	TULANE	Tallahassee, Fla.	7:30 p.m.
Feb. 13	MEMPHIS STATE	Tallahassee, Fla.	7:30 p.m.
Feb. 20	Cincinnati	Cincinnati, Ohio	8:05 p.m.
Feb. 22	SOUTH CAROLINA	Tallahassee, Fla.	8:00 p.m. (TV)
Feb. 25	VIRGINIA TECH	Tallahassee, Fla.	7:30 p.m.
Feb. 27	CINCINNATI	Tallahassee, Fla.	1:00 p.m. (NBC-TV)
Mar. 5-7	Metro Tournament	Memphis, Tenn.	TBA



SPORTS INFORMATION

113 WILDWOOD • TALLAHASSEE FL 32306 • 904-644-4038

MARK CARLSON, DIRECTOR
904/575-7637 - home
GLENN GREENSPAN, ASSISTANT
LISA MORTON, ASSISTANT

January 22, 1982

WRITTEN FOR USE AS DESIRED

ST. LOUIS (5-9/0-2)

vs.

FLORIDA STATE (7-8/2-0)

January 23, 1982

1:30 p.m.

Tallahassee Leon County Civic Center

THE GAME--Today's contest marks the second time this season these two Metro foes have met. In the first game held January 14, at the Checkerdome, FSU took a 75-74 verdict. Overall, FSU holds a 10-1 series advantage.

THE LAST MEETING--With 19 seconds remaining in the game, St. Louis forward Isiah Singletary hit a 22-foot jumper to put St. Louis ahead 74-73. Following an FSU timeout, Florida State worked the clock down to four seconds and guard Mitchell Wiggins hit a shot from the top of the key for the win. Wiggins led all scorers with 21 points, and led both squads in rebounds with eight. Also in double figures for the Tribe was Oren Gilmore who has 17 points followed by Tony William with 14 and David Speights with 13. Leading the Billikens was Singletary with 20 points, LaTodd Johnson with 16 and Willie Becton with 12.

LATELY--Florida State will attempt to keep its three game winning streak -- its longest of the season -- alive today. FSU has defeated Florida 82-67 at home and St. Louis and Virginia Tech 69-65 on the road. While FSU hopes to keep a streak alive, St. Louis will be attempting to end one. The Billikens have lost their last six straight games and have gone down to defeat in their last eight of nine. The last time St. Louis was victorious was against Butler when they won 86-82 December 30. In the Tribe's last outing, they defeated then AP No. 20 team Virginia Tech at Blacksburg. Entering the game, the Hokies were 11-1 and undefeated in the Metro. St. Louis last lost to Dayton 66-63 at Dayton Thursday. The Billikens led at the half 34-33, but were unable to get any closer than three points in the final two minutes.

STILL VERY HOT--Since gaining eligibility December 19, vs. Auburn in the team's seventh game, FSU guard Mitchell Wiggins has made a big impact on the Metro and the entire country. Wiggins leads the team and conference in scoring with a 26.7 average and tops the team in rebounds with a 10.0 mark. He has been held under 20 points just once in eight games, and has a team high 37 points-- ninth all time best single game -- twice. He also tops the team in single game rebounding with 15. For his efforts he has been the Metro Conference Player of the Week twice -- the only player to do that thus far -- and the Honeywell Player of the Game in a nationally televised contest.

-more-

THE COACHES--Today could be a very special day for FSU head coach Joe Williams.

In 17 plus years coaching Williams is on the verge of win No. 300.

After stints at Jacksonville (1965-70; 92-61), Furman (1970-78; 142-87) and Florida State (1978 - ; 65-38) Williams coaching ledger reads 299-186. The Billikens are led by Ron Ekker who will step down at the conclusion of the season. With St. Louis he is 36-58. Prior to joining St. Louis he was coach at West Texas State. In 14 plus seasons he is 210-175.

LOOK MA, NO SENIORS--On the 13 man Florida State roster there are no seniors.

By class the Tribe has five freshmen, seven sophomores and one junior.

The team starts one freshman, three sophomores and one junior.

THE LINEUPS--

FLORIDA STATE

32 Michael Johnson	F	(6- 5, So. 10.1/ 5.6)
50 David Speights	F	(6- 6, Fr. 10.1/ 6.2)
35 Oren Gilmore	C	(6- 9, So. 11.5/ 5.1)
23 Tony William	G	(6- 1, So. 13.5/ 2.7)
22 Mitchell Wiggins	G	(6- 4, Jr. 26.7/10.0)

ST. LOUIS

24 Isiah Singletary	F	(6- 3, Jr. 12.9/ 4.1)
35 Willie Becton	F	(6- 7, So. 12.0/ 6.1)
32 Andre Craig	C	(6-10, So. 8.0/ 6.2)
12 LaTodd Johnson	G	(6- 0, Jr. 9.2/ 2.3)
11 Kevin Strozier	G	(6- 0, Jr. 8.6/ 2.7)

NEXT--Following today's game, FSU remains home to meet St. Leo Monday at 7:30 p.m. Wednesday the Tribe journeys to Jacksonville to face the Dolphins and then returns home one week from today to square off with defending Metro Champion Louisville at 1 p.m. on an NBC-TV regionally televised game. St. Louis will host Virginia Tech Monday at the Checkerdome.

THE OFFICIALS--The referee will be Denny Bishop (Wichita Falls, Tx.) and the umpires are Bob Olah (Albany, La.) and Dave Dodge (Columbia, S. C.)

OFFICIAL METRO CONFERENCE
BASKETBALL BOX SCORE

Date Jan. 23, 1982 Site Tall. Leon County Civic Center

FILE COPY — DO NOT REMOVE

Attendance 2665

No.	FLORIDA STATE	FG	FGA	FT	FTA	REB			PF	TP	A	TO	BLK	S	MIN
						O	D	T							
22	MITCHELL WIGGINS	13	23	1	2	7	7	14	3	27	1	2	0	0	31
23	TONY WILLIAM	6	12	0	0	0	1	1	1	12	4	2	0	4	33
32	MICHAEL JOHNSON	3	6	3	7	1	4	5	3	11	7	4	0	0	24
35	OREN GILMORE	5	10	1	4	2	2	4	3	11	1	0	0	0	29
50	DAVID SPEIGHTS	6	6	1	2	4	1	5	3	13	0	0	0	1	30
24	MAURICE MYRICK	2	3	3	4	0	4	4	1	7	1	1	0	2	22
11	RONNIE WATSON	1	2	2	3	0	0	0	0	4	0	1	0	0	7
33	BOBBY MILES	0	2	0	0	0	3	3	1	0	0	0	0	0	17
44	JEFF COLEMAN	0	0	0	0	0	0	0	0	0	0	0	0	0	1
21	SCOTT WILKES	1	4	0	0	0	0	0	0	2	0	0	0	0	2
14	BOONEY CRAWFORD	0	0	0	0	0	1	1	0	0	0	0	0	0	1
55	PHILIP, Raphael	1	2	0	0	1	0	1	0	2	0	0	0	1	3

TEAM REBOUNDS (Included in Totals)

3 2 5

TOTALS

32 70 13 22 18 25 43 15 89 14 10 0 8 200

Game FG 54% FT 59%

4 Deadball Rebounds

PERCENTAGES:

1st Half FG FT

2nd Half FG FT

No.	ST. LOUIS	FG	FGA	FT	FTA	REB			PF	TP	A	TO	BLK	S	MIN
						O	D	T							
11	KEVIN STROZIER	6	13	1	1	2	1	3	2	13	3	2	0	2	35
12	La Todd JOHNSON	2	4	2	2	1	1	2	4	6	5	5	0	2	36
24	ISAIAH SINGLETARY	12	21	0	0	1	6	7	4	24	0	1	0	0	36
32	ANDRE CRAIG	3	8	1	1	0	5	5	5	7	1	1	2	1	27
35	WILLIE BELTON	4	13	3	5	4	3	7	1	11	2	1	0	1	28
34	BOB MUELLER	0	0	0	0	0	0	0	1	0	2	0	0	0	11
33	LIONELL HAMPTON	2	3	2	2	0	1	1	1	6	0	1	1	0	8
22	JOHN BOLTON	0	0	0	0	0	0	0	0	0	0	0	0	0	0
42	DARRYL ANDERSON	3	5	0	0	0	1	1	2	6	1	2	0	0	17
54	DICK MISSAVAGE	0	0	0	0	0	0	0	0	0	0	0	0	0	2

TEAM REBOUNDS (Included in Totals)

2 3 5

TOTALS

32 67 9 11 10 21 31 20 73 14 13 3 6 200

Game FG 48% FT 82%

0 Deadball Rebounds

PERCENTAGES:

1st Half FG FT

2nd Half FG FT

OFFICIALS: Bishop - Clah - Varca

Technical Fouls:

Notes:

SCORE BY PERIODS

1st H. 2nd H. OT OT FINAL

FLORIDA STATE 44 45 89

ST LOUIS 30 43 73

FLORIDA STATE UNIVERSITY VS. UNIVERSITY OF ST. LOUIS

January 23, 1982

1:30 p.m.

Tallahassee, Florida

FOR FSU: WIGGINS, WILLIAM, JOHNSON, GILMORE, SPEIGHTS

FOR SL: STROZIER, JOHNSON, SINGLETARY, CRAIG, BECTON

FIRST HALF

TIME	FLORIDA STATE	SCORE	ST. LOUIS
19:55	Wiggins dunk	2 0	
19:07	Wiggins layup	4 0	
18:39		4 0	Craig pf1
18:21		4 2	Singletary layup
18:05		4 2	Craig pf2
18:00	Wiggins 10 ft. jumper	6 2	
17:30		6 4	Becton 10 ft. jumper
17:02		6 6	Strozier jumper
16:56		6 6	Singletary pf1
16:56	Johnson makes 1 of 2	7 6	
16:45		7 8	Singletary layup
16:35	Gilmore jumper	9 8	Johnson pf1
16:35	Gilmore misses 1 of 1	9 8	
16:17		9 10	Strozier jumper
16:07	Gilmore jumper	10 10	
15:54	Williams layup	12 10	
15:39		13 10	Mueller pf1
15:20	Gilmore jumper	15 10	
14:24	Johnson jumper	17 10	
14:04		17 12	Becton layup
13:26	William 5 ft. jumper	19 12	
13:11	Wiggins layup	21 12	TIME OUT
12:47		21 14	Strozier 8 ft. jumper
12:23		21 16	Craig jumper
11:41	Wiggins pf1	21 16	
11:41		21 18	Johnson makes 2 of 2
11:03	Gilmore 5 ft. jumper	23 18	
9:41	Wiggins 5 ft. jumper	25 18	
8:18		25 20	Anderson 15 ft. jumper
8:01		25 20	Anderson pf1
8:01	Myrick 1 of 2	26 20	
7:42		26 22	Singletary layup
7:19	Wiggins jumper	28 22	
7:00		28 24	Singletary 10 ft. jumper
6:34	Wiggins pf2	28 24	TIME OUT (TV)
5:47	Myrick jumper	30 24	
5:04	Johnson 10 ft. jumper	31 24	
4:29	William pf1	32 24	
4:05	William 15 ft. jumper	34 24	TIME OUT (TV)
3:03	Myrick pf1	34 24	
2:23	Johnson pf1	34 24	
2:11		34 24	Johnson pf2
2:11	Myrick makes 2 (1+)	36 24	
1:53	William jumper	38 24	
1:39		38 24	Craig pf3
1:39	Johnson misses 1+	38 24	
1:25	Johnson pf 2	38 26	Strozier jumper
1:25		38 27	Strozier misses--1 makes 1 of 1
1:05		38 27	Strozier pf1
1:05	Johnson makes 2 of 2	40 27	
:56		40 29	Becton layup
:32	William 10 ft. jumper	42 29	
:15	Miles pf1	42 29	
:15		42 30	Becton makes 1 of 2
:01	Myrick tip in	44 30	
	FLORIDA STATE	44 30	ST. LOUIS

END OF FIRST HALF

OFFICIAL METRO CONFERENCE
BASKETBALL BOX SCORE

Date 1/23/82 Site TLCCC
Attendance

No.	FLORIDA STATE	FG	FGA	FT	FTA	REB			PF	TP	A	TO	BLK	S	MIN
						O	D	T							
22	Wiggins	5	10	0	0			5	2	10					
23	William	6	9	0	0			0	1	12					
32	Johnson	2	4	3	3			5	2	7					
35	Gilmore	4	7	0	1			2	0	8					
50	Speights	0	0	0	0			1	0	0					
24	Murphy	2	2	3	4			4	1	7					
11	Watson	0	0	0	0			0	0	0					
33	Miles	0	1	0	0			2	1	0					
44	Coleman														
21	Wilkes														
14	Crawford														
55	Phillip														

TEAM REBOUNDS (Included In Totals)						3									
TOTALS		19	33	6	10			22	7	44	8	7	0	5	100
		Game	FG	FT		1	Deadball Rebounds								
PERCENTAGES:		1st Half	FG	50%	FT	60%									
		2nd Half	FG		FT										

No.	St. Louis	FG	FGA	FT	FTA	REB			PF	TP	A	TO	BLK	S	MIN
						O	D	T							
11	Strazier	4	7	1	1			2	1	9					
12	Johnson	0	1	2	2			0	2	2					
24	Singletary	4	8	0	0			3	1	8					
32	Craig	1	4	0	0			4	3	2					
35	Repton	3	9	1	2			4	0	7					
34	Muelher	0	0	0	0			0	1	0					
23	Hampton														
22	Bolton														
42	Anderson	1	2	0	0			0	1	2					
54	Missavage														

TEAM REBOUNDS (Included In Totals)						1									
TOTALS		13	21	4	3			14	9	30	8	8	2	5	100
		Game	FG	FT		0	Deadball Rebounds								
PERCENTAGES:		1st Half	FG	42%	FT	60%									
		2nd Half	FG		FT										

OFFICIALS: <u>Bishop - Blake - Vacco</u>		SCORE BY PERIODS		1st H.	2nd H.	OT	OT	FINAL
Technical Fouls: <u> </u>		Florida State		42				
Notes: <u> </u>		St. Louis		30				

National Collegiate Athletic Association

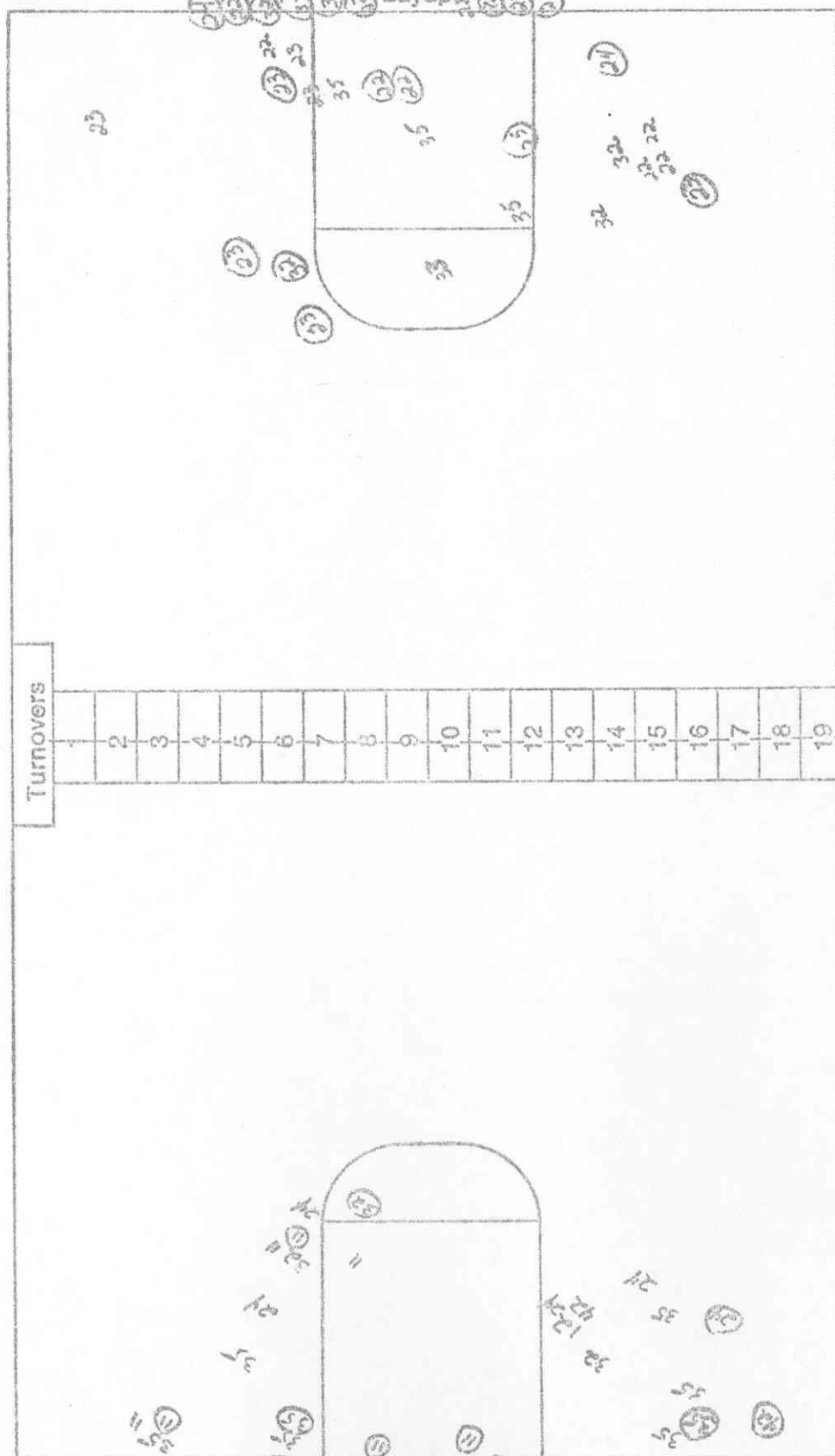
BASKETBALL SHOT CHART

First Half

Second Half

(Circle one)

Layups



Attempted 33

Made 19

Percentage

Attempted 31

Made 13

Percentage

Layups

Team

Team

SECOND HALF

TIME	FLORIDA STATE	SCORE	ST. LOUIS
19:29		44 32	Craig 10 ft. jumper
19:27		44 32	Johnson pf3
18:43	Johnson layup	46 32	
18:23	Wiggins pf3	46 32	
17:41	Gilmore pfl	46 34	Craig layup
17:41		46 35	Craig makes 1 of 1
17:32	Speights jumper	48 35	
16:59	Gilmore jumper	50 35	Craig pf4
16:59	Gilmore misses 1 of 1	50 35	
16:17	Wiggins jumper	52 35	
15:49		52 35	Singletary pf2
15:49	Johnson makes 2 (1+)	54 35	
15:38	Johnson pf3	54 35	
15:32		54 37	Anderson jumper
15:08	Speights jumper	56 37	
14:42	Speights pfl	56 37	
14:42		56 39	Becton makes 2 of 2
14:21	Gilmore pf2	56 39	
14:12	Gilmore pf3	56 39	
14:00		56 41	Singletary jumper
13:48	Wiggins jumper	58 41	
13:16		58 41	Singletary pf3
13:16	Wiggins makes 1 of 2	59 41	
12:48	Wiggins tip in	61 41	
12:35		61 43	Becton tip in
12:16	Speights layup	63 43	
11:51		63 45	Singletary 15 ft. jumper
11:35	Speights pf2	63 45	
11:35		63 45	Becton misses 1 of 1
11:28		63 45	Becton pfl
10:22	TIME OUT	63 47	Johnson layup
9:37	Speights tip in	65 47	
9:20		65 49	Singletary 10 ft. jumper
8:36	Speights jumper	67 49	
8:20		67 51	Strozier 5 ft. jumper
8:00	Wiggins tip in	69 51	
7:43		69 53	Strozier jumper
7:23		69 53	Johnson pf4
6:50		69 55	Singletary 15 ft. jumper
5:53	Wiggins layup	71 55	
5:21		71 57	Singletary 12 ft. jumper
5:11	Wiggins 10 ft. jumper	73 57	
4:53		73 59	Anderson 5 ft. jumper
4:46	TIME OUT	73 59	Strozier pf2
4:46	Watson makes 2 (1+)	75 59	
4:25		75 61	Hampton jumper
4:24		75 61	Singletary pf4
4:24	Watson misses 1	75 61	
4:06	Wiggins jumper	77 61	3-56
3:56	Speights pf3	77 61	
3:56		77 63	Hampton makes 2 (1+)
3:41	Wiggins layup	79 63	
3:16		79 63	Craig pf5
3:16	Speights makes 1 of 2	80 63	
2:55		80 65	Johnson jumper
2:38		80 65	Hampton pfl
2:38	Gilmore makes 1 of 2	81 65	
2:30		81 67	Singletary jumper
2:11	Speights jumper	83 67	Anderson pf2
2:11	Speights makes 1 of 1	84 67	
2:00		84 69	Singletary jumper
1:49	Wilkes jumper	86 69	
:57		86 71	Singletary layup
:37	Phillip jumper	88 71	
:09		88 73	Hampton dunk
:01	Watson jumper	90 73	
	FLORIDA STATE	90 73	ST. LOUIS

END OF GAME

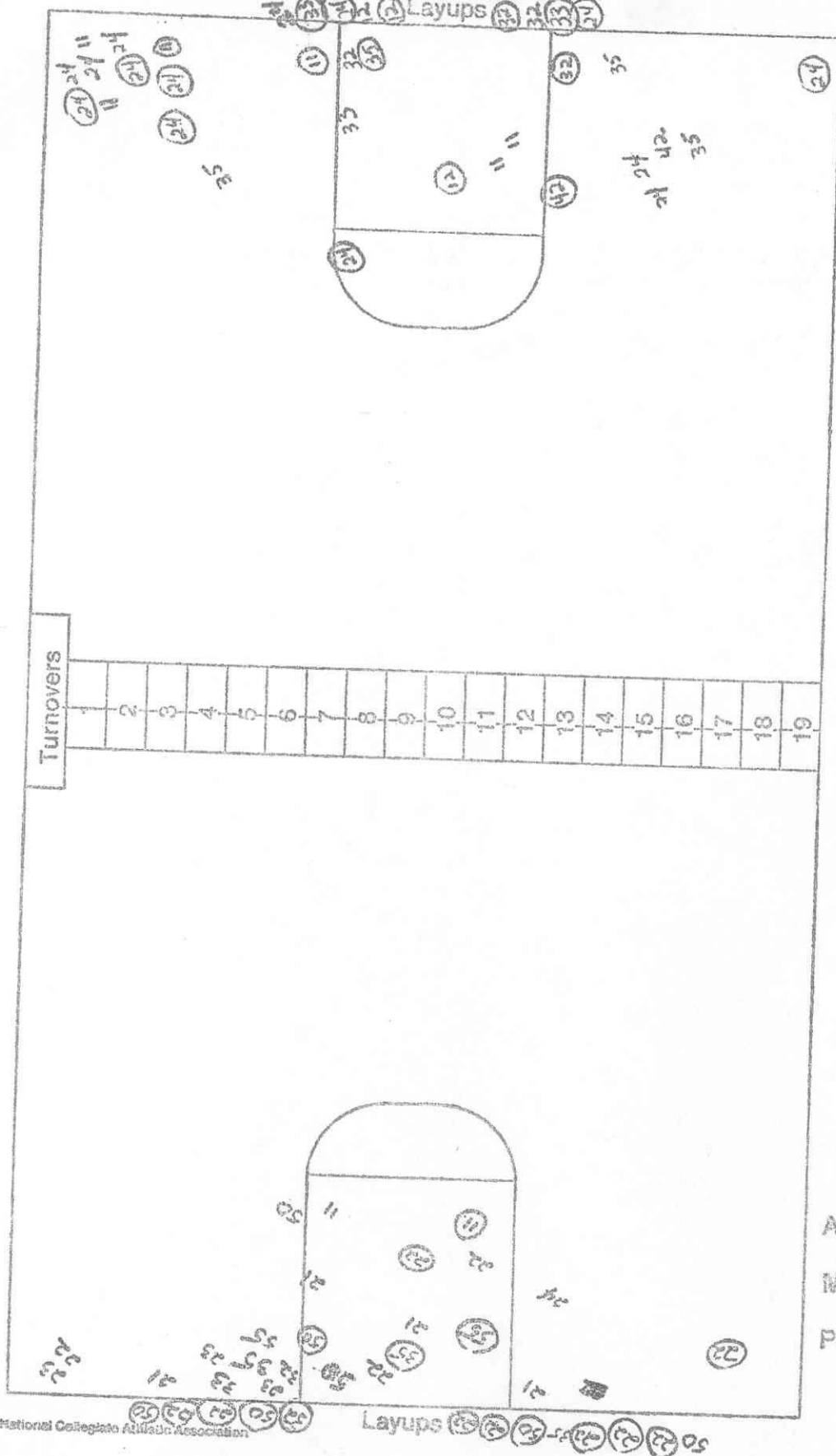
National Collegiate Athletic Association BASKETBALL SHOT CHART

First Half

Second Half

(Circle one)

Layups



Attempted _____

Made _____

Percentage _____

Attempted _____

Made _____

Percentage _____

Team St. Louis

Team K.S.U.