

OFFICIAL BASKETBALL BOX SCORE -- G A M E T O T A L S

Florida State vs Ohio State

11/23/00 5:30 pm at Sullivan Arena - Anchorage, Alaska

VISITORS: Florida State 0-2

| | | TOT-FG | | 3-PT | | REBOUNDS | | | | | | | | | | | | |
|------------|------------------|--------|-----|------|-----|----------|-----|----|----|-----|----|----|----|----|-----|---|-----|-----|
| No. | N A M E | FG | FGA | FG | FGA | FT | FTA | OF | DE | TOT | PF | TP | A | TO | BLK | S | MIN | |
| 01 | Michael Joiner | f | 2 | 4 | 1 | 1 | 2 | 2 | 0 | 1 | 1 | 3 | 7 | 1 | 0 | 0 | 2 | 36 |
| 04 | Antwuan Dixon | f | 1 | 5 | 0 | 2 | 1 | 1 | 4 | 1 | 5 | 1 | 3 | 2 | 3 | 0 | 1 | 28 |
| 34 | Nigel Dixon | c | 5 | 10 | 0 | 0 | 2 | 2 | 2 | 2 | 4 | 3 | 12 | 0 | 2 | 0 | 0 | 12 |
| 05 | Adrian Crawford | g | 3 | 10 | 1 | 6 | 1 | 1 | 1 | 2 | 3 | 0 | 8 | 2 | 1 | 0 | 1 | 26 |
| 10 | Delvon Arrington | g | 2 | 9 | 1 | 8 | 8 | 10 | 0 | 1 | 1 | 0 | 13 | 6 | 0 | 0 | 0 | 34 |
| 12 | Ryan Lowery | | 0 | 0 | 0 | 0 | 0 | 0 | 0 | 0 | 0 | 0 | 0 | 2 | 0 | 0 | 0 | 7 |
| 20 | Andrew Wilson | | 0 | 3 | 0 | 3 | 0 | 0 | 0 | 1 | 1 | 1 | 0 | 0 | 1 | 0 | 0 | 12 |
| 30 | Monte Cummings | | 1 | 6 | 0 | 0 | 0 | 0 | 0 | 1 | 1 | 2 | 2 | 2 | 1 | 0 | 0 | 16 |
| 33 | Mike Matthews | | 6 | 11 | 0 | 0 | 4 | 7 | 1 | 1 | 2 | 2 | 16 | 0 | 1 | 1 | 0 | 18 |
| 50 | David Anderson | | 2 | 2 | 0 | 0 | 0 | 0 | 0 | 0 | 0 | 2 | 4 | 0 | 0 | 1 | 0 | 11 |
| TEAM | | | | | | | | | 3 | 2 | 5 | | | | | | | |
| TOTALS | | | 22 | 60 | 3 | 20 | 18 | 23 | 11 | 12 | 23 | 14 | 65 | 15 | 9 | 2 | 4 | 200 |

| | | | | | | |
|-----------|-----------------|------|-----------------|------|------------|----------|
| TOTAL FG% | 1st Half: 15-32 | .469 | 2nd Half: 7-28 | .250 | Game: .367 | DEADBALL |
| 3-Pt. FG% | 1st Half: 2-10 | .200 | 2nd Half: 1-10 | .100 | Game: .150 | REBOUNDS |
| F Throw % | 1st Half: 5- 6 | .833 | 2nd Half: 13-17 | .765 | Game: .783 | 3, 2 |

HOME TEAM: Ohio State 2-0

HOME TEAM: OHIO STATE 2-0

| No. | N A M E | | TOT-FG | | 3-PT | | FT | FTA | REBOUNDS | | | PF | TP | A | TO | BLK | S | MI |
|------------|-------------------|---|--------|-----|------|-----|----|-----|----------|----|-----|----|----|----|----|-----|---|----|
| | | | FG | FGA | FG | FGA | | | OF | DE | TOT | | | | | | | |
| 1 | Boban Savovic | f | 4 | 8 | 2 | 4 | 0 | 0 | 2 | 2 | 4 | 1 | 10 | 8 | 0 | 0 | 0 | 3 |
| 3 | Zach Williams | f | 3 | 6 | 0 | 0 | 0 | 0 | 2 | 5 | 7 | 2 | 6 | 1 | 2 | 0 | 0 | 3 |
| 32 | Ken Johnson | c | 5 | 9 | 0 | 0 | 6 | 7 | 1 | 5 | 6 | 2 | 16 | 0 | 3 | 5 | 0 | 2 |
| 04 | Brent Darby | g | 8 | 13 | 2 | 4 | 0 | 0 | 1 | 0 | 1 | 3 | 18 | 5 | 1 | 0 | 1 | 2 |
| 13 | Brian Brown | g | 9 | 9 | 5 | 5 | 0 | 0 | 0 | 1 | 1 | 1 | 23 | 5 | 2 | 0 | 2 | 2 |
| 03 | Sean Connolly | | 1 | 3 | 1 | 2 | 0 | 0 | 1 | 5 | 6 | 2 | 3 | 1 | 0 | 0 | 0 | 1 |
| 10 | Doylan Robinson | | 2 | 3 | 0 | 0 | 0 | 0 | 0 | 4 | 4 | 1 | 4 | 4 | 3 | 0 | 0 | 1 |
| 14 | Velimir Radinovic | | 2 | 2 | 0 | 0 | 2 | 2 | 1 | 1 | 2 | 0 | 6 | 0 | 1 | 1 | 0 | |
| 23 | Ryan Heflin | | 0 | 1 | 0 | 0 | 0 | 0 | 0 | 0 | 0 | 3 | 0 | 0 | 0 | 0 | 0 | |
| 24 | Shaun Smith | | 0 | 1 | 0 | 0 | 0 | 0 | 1 | 0 | 1 | 0 | 0 | 0 | 0 | 0 | 0 | |
| 34 | Cobe Ocokoljic | | 0 | 0 | 0 | 0 | 0 | 0 | 0 | 0 | 0 | 0 | 0 | 1 | 0 | 0 | 0 | |
| 43 | Will Dudley | | 1 | 2 | 0 | 0 | 2 | 3 | 0 | 0 | 0 | 3 | 4 | 1 | 0 | 0 | 0 | 1 |
| 44 | Tim Martin | | 0 | 1 | 0 | 0 | 0 | 0 | 0 | 3 | 3 | 3 | 0 | 0 | 0 | 0 | 0 | |
| TEAM | | | | | | | | | 0 | 2 | 2 | | | | 1 | | | |
| TOTALS | | | 35 | 58 | 10 | 15 | 10 | 12 | 9 | 28 | 37 | 21 | 90 | 26 | 13 | 6 | 3 | 20 |

| | | | | | | |
|-----------|-----------------|-------|-----------------|------|------------|----------|
| TOTAL FG% | 1st Half: 19-27 | .704 | 2nd Half: 16-31 | .516 | Game: .603 | DEADBALL |
| 3-Pt. FG% | 1st Half: 8-10 | .800 | 2nd Half: 2- 5 | .400 | Game: .667 | REBOUNDS |
| F Throw % | 1st Half: 2- 2 | 1.000 | 2nd Half: 8-10 | .800 | Game: .833 | 2, . |

OFFICIALS: Randy McCall, Kenny Wilson, Bernard Jackson

TECHNICAL FOULS:

Florida State - none
Ohio State - none

ATTENDANCE: 7503

CORE BY PERIODS:

| | 1st | 2nd | OT1 | OT2 | OT3 | OT4 | TOTAL |
|---------------|-----|-----|-----|-----|-----|-----|-------|
| Florida State | 37 | 28 | | | | | 65 |
| Ohio State | 48 | 42 | | | | | 90 |

Game 3 - Carrs/Safeway Great Alaska Shootout
Player of Game: B.Brown (OSU)

| Florida State vs Ohio State | | 11/23/00 | 5:30 pm | |
|---------------------------------------|-------|----------|---------------|-------------------------------|
| - - - S E C O N D H A L F P L A Y B Y | | | P L A Y - - - | PAGE 001 |
| HOME TEAM: Ohio State | TIME | SCORE | MAR | VISITORS: Florida State |
| | 19:45 | | | FOUL on Michael Joine(P2T1) |
| made F THROW by Ken Johnson | 19:45 | 49-37 | H12 | |
| made F THROW by Ken Johnson | 19:45 | 50-37 | H13 | |
| FOUL on Zach Williams(P1T1) | 19:34 | | | |
| made LAYUP by Boban Savovic | 18:56 | 52-37 | H15 | |
| ASSIST by Zach Williams | 18:56 | | | |
| | 18:23 | 52-39 | H13 | made LAYUP by Nigel Dixon |
| | 18:23 | | | ASSIST by Delvon Arring |
| made DUNK by Ken Johnson | 17:39 | 54-39 | H15 | |
| ASSIST by Brian Brown | 17:39 | | | |
| made DUNK by Brent Darby | 17:05 | 56-39 | H17 | |
| | 16:56 | | | --- 20sec TIMEOUT --- |
| made JUMPER by Brent Darby | 16:18 | 58-39 | H19 | |
| ASSIST by Boban Savovic | 16:18 | | | |
| | 15:42 | | | FOUL on Mike Matthews(P1T2) |
| made F THROW by Ken Johnson | 15:42 | 59-39 | H20 | |
| made F THROW by Ken Johnson | 15:42 | 60-39 | H21 | |
| --- MEDIA TIMEOUT --- | 15:42 | | | |
| made JUMPER by Brian Brown | 15:13 | 62-39 | H23 | |
| | 15:03 | 62-41 | H21 | made JUMPER by Mike Matthews |
| | 15:03 | | | ASSIST by Antwuan Dixon |
| FOUL on Brent Darby (P3T2) | 14:40 | | | |
| | 14:40 | 62-42 | H20 | made F THROW by Delvon Arring |
| | 14:40 | 62-43 | H19 | made F THROW by Delvon Arring |
| FOUL on Zach Williams(P2T3) | 14:22 | | | |
| | 13:50 | | | FOUL on David Anderso(P1T3) |
| | 13:46 | | | FOUL on David Anderso(P2T4) |
| missd F THROW by Ken Johnson | 13:46 | | | |
| made F THROW by Ken Johnson | 13:46 | 63-43 | H20 | |
| FOUL on Tim Martin (P2T4) | 12:56 | | | |
| | 11:06 | 63-45 | H18 | made LAYUP by Nigel Dixon |
| | 11:06 | | | ASSIST by Adrian Crawfo |
| FOUL on Will Dudley (P1T5) | 11:06 | | | |
| | 11:06 | 63-46 | H17 | made F THROW by Nigel Dixon |
| made JUMPER by Brent Darby | 10:12 | 65-46 | H19 | |
| | 09:32 | | | FOUL on Nigel Dixon (P3T5) |
| --- 20sec TIMEOUT --- | 09:28 | | | |
| | 09:20 | 65-48 | H17 | made LAYUP by Delvon Arring |
| made LAYUP by Brent Darby | 09:13 | 67-48 | H19 | |
| | 08:52 | 67-50 | H17 | made LAYUP by Michael Joine |
| FOUL on Tim Martin (P3T6) | 08:35 | | | |
| | 08:35 | 67-51 | H16 | made F THROW by Michael Joine |
| | 08:35 | 67-52 | H15 | made F THROW by Michael Joine |
| made LAYUP by Ken Johnson | 08:19 | 69-52 | H17 | |
| ASSIST by Boban Savovic | 08:19 | | | |
| made LAYUP by Brent Darby | 07:50 | 71-52 | H19 | |
| ASSIST by Sean Connolly | 07:50 | | | |
| | 07:33 | | | FOUL on Antwuan Dixon(P1T6) |
| --- MEDIA TIMEOUT --- | 07:33 | | | |
| made LAYUP by Zach Williams | 07:25 | 73-52 | H21 | |
| ASSIST by Boban Savovic | 07:25 | | | |
| | 06:08 | 73-55 | H18 | made 3-PNTR by Delvon Arring |
| --- 20sec TIMEOUT --- | 05:32 | | | |
| FOUL on Ken Johnson (P2T7) | 05:17 | | | |
| | 05:17 | 73-56 | H17 | made F THROW by Mike Matthews |
| | 05:17 | 73-57 | H16 | made F THROW by Mike Matthews |

| | | | | |
|-------------------------------|-------|-------|-----|--------------------------------|
| made 3-PNTR by Brian Brown | 04:47 | 76-57 | H19 | |
| ASSIST by Boban Savovic | 04:47 | | | |
| made 3-PNTR by Boban Savovic | 04:24 | 79-57 | H22 | |
| | 04:16 | | | --- 20sec TIMEOUT --- |
| | 04:05 | | | --- MEDIA TIMEOUT --- |
| | 03:17 | | | FOUL on Mike Matthews(P2T7) |
| missd F THROW by Will Dudley | 03:17 | | | |
| made F THROW by Will Dudley | 03:17 | 80-57 | H23 | |
| FOUL on Will Dudley (P2T8) | 03:00 | | | |
| | 03:00 | | | missd F THROW by Mike Matthews |
| | 03:00 | | | missd F THROW by Mike Matthews |
| made JUMPER by Brian Brown | 02:41 | 82-57 | H25 | |
| ASSIST by Will Dudley | 02:41 | | | |
| made LAYUP by Boban Savovic | 02:23 | 84-57 | H27 | |
| ASSIST by Doylan Robins | 02:23 | | | |
| FOUL on Will Dudley (P3T9) | 02:08 | | | |
| | 02:08 | | | missd F THROW by Mike Matthews |
| | 02:08 | 84-58 | H26 | made F THROW by Mike Matthews |
| | 02:02 | | | FOUL on Michael Joine(P3T8) |
| made F THROW by Velimir Radin | 02:02 | 85-58 | H27 | |
| made F THROW by Velimir Radin | 02:02 | 86-58 | H28 | |
| FOUL on Ryan Heflin (P1T10) | 01:35 | | | |
| made LAYUP by Velimir Radin | 01:22 | 88-58 | H30 | |
| ASSIST by Cobe Ocokolji | 01:22 | | | |
| | 01:20 | 88-59 | H29 | made F THROW by Delvon Arring |
| | 01:14 | 88-60 | H28 | made F THROW by Delvon Arring |
| FOUL on Ryan Heflin (P2T11) | 01:11 | | | |
| | 01:11 | 88-61 | H27 | made F THROW by Delvon Arring |
| | 01:11 | | | missd F THROW by Delvon Arring |
| made LAYUP by Velimir Radin | 00:51 | 90-61 | H29 | |
| FOUL on Ryan Heflin (P3T12) | 00:45 | | | |
| | 00:45 | 90-62 | H28 | made F THROW by Delvon Arring |
| | 00:45 | 90-63 | H27 | made F THROW by Delvon Arring |
| | 00:28 | 90-65 | H25 | made DUNK by Monte Cumming |
| | 00:28 | | | ASSIST by Adrian Crawford |

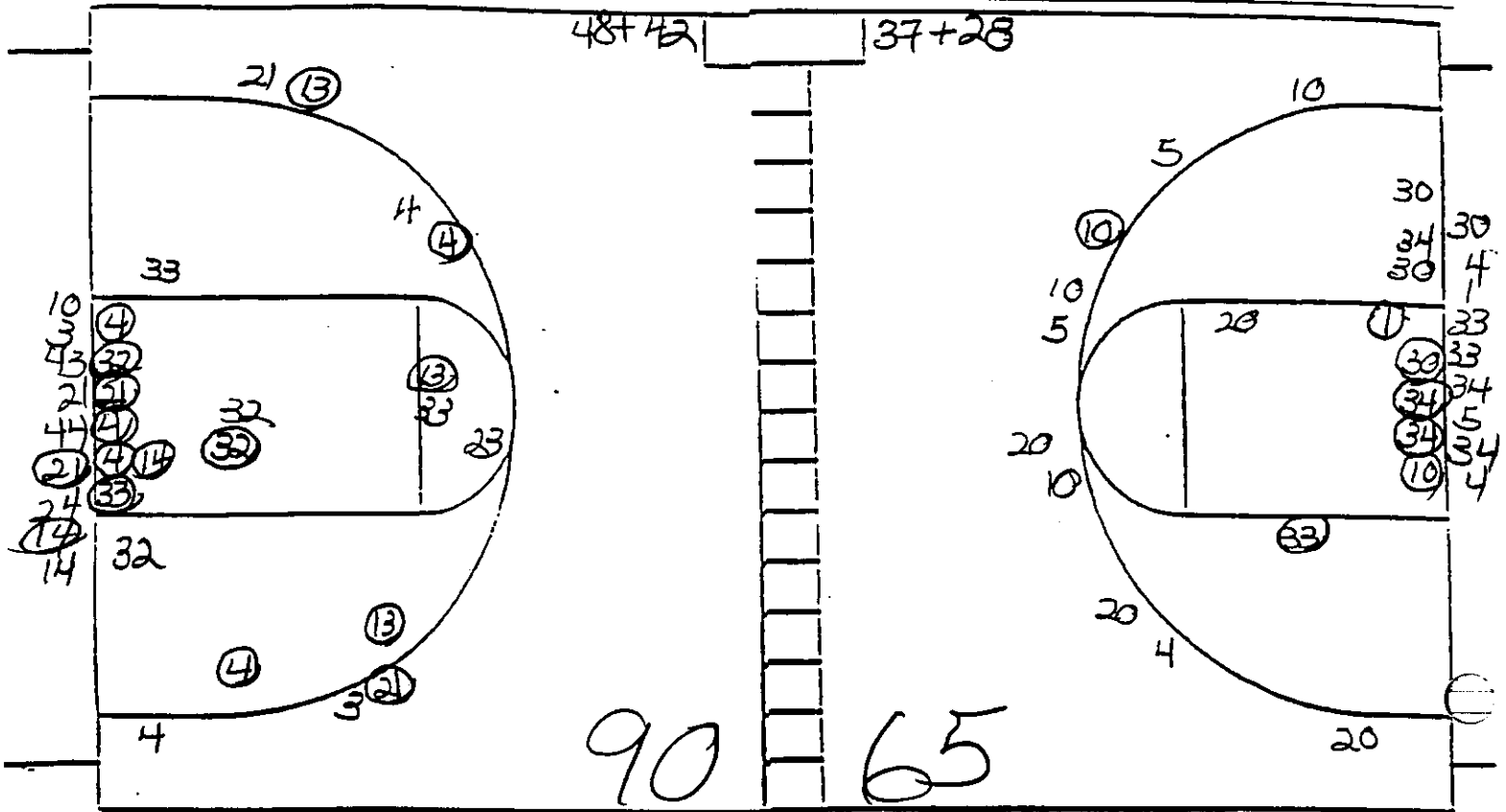
SCORE: Ohio State








90 Florida State

65



FLORIDA STATE



| NO | FOUL SHOTS | | NO | FOUL SHOTS |
|------------|---|--|-----------|--|
| 32 |  | | 10 |  |
| 43 |  | | 34 |  |
| 14 |  | | 1 |  |
| | | | 33 |  |
| | | | | |
| | | | | |
| | | | | |
| | | | | |
| | | | | |
| | | | | |
| | | | | |
| | | | | |
| | | | | |
| | | | | |
| | | | | |
| FTM = 8 | | | FTM = 13 | |
| 2X 14 = 28 | | | 2X 6 = 12 | |
| 3X 2 = 6 | | | 3X 1 = 3 | |
| | 42 | | | 28 |

OFFICIAL BASKETBALL BOX SCORE -- F I R S T H A L F -- END OF PERIOD 1
 Florida State vs Ohio State
 11/23/00 5:30 pm at Sullivan Arena - Anchorage, Alaska

SITORS: Florida State

| No. | N A M E | TOT-FG | | 3-PT | | FT | FTA | REBOUNDS | | | PF | TP | A | TO | BLK | S | MIN |
|------------|------------------|--------|-----|------|-----|----|-----|----------|----|-----|----|----|----|----|-----|---|-----|
| | | FG | FGA | FG | FGA | | | OF | DE | TOT | | | | | | | |
| 01 | Michael Joiner | f | 1 | 2 | 1 | 1 | 0 | 0 | 0 | 0 | 1 | 3 | 1 | 0 | 0 | 2 | 17 |
| 04 | Antwuan Dixon | f | 1 | 2 | 0 | 1 | 1 | 1 | 0 | 0 | 0 | 3 | 1 | 1 | 0 | 0 | 12 |
| 34 | Nigel Dixon | c | 3 | 6 | 0 | 0 | 1 | 1 | 2 | 0 | 2 | 7 | 0 | 2 | 0 | 0 | 6 |
| 05 | Adrian Crawford | g | 3 | 7 | 1 | 4 | 1 | 1 | 1 | 1 | 0 | 8 | 0 | 0 | 0 | 1 | 15 |
| 10 | Delvon Arrington | g | 0 | 4 | 0 | 4 | 1 | 2 | 0 | 0 | 0 | 1 | 5 | 0 | 0 | 0 | 18 |
| 12 | Ryan Lowery | | 0 | 0 | 0 | 0 | 0 | 0 | 0 | 0 | 0 | 0 | 2 | 0 | 0 | 0 | 2 |
| 20 | Andrew Wilson | | 0 | 0 | 0 | 0 | 0 | 0 | 0 | 0 | 1 | 0 | 0 | 1 | 0 | 0 | 8 |
| 30 | Monte Cummings | | 0 | 2 | 0 | 0 | 0 | 0 | 1 | 1 | 2 | 0 | 2 | 0 | 0 | 0 | 5 |
| 33 | Mike Matthews | | 5 | 7 | 0 | 0 | 1 | 1 | 1 | 0 | 1 | 11 | 0 | 0 | 1 | 0 | 10 |
| 50 | David Anderson | | 2 | 2 | 0 | 0 | 0 | 0 | 0 | 0 | 0 | 4 | 0 | 0 | 0 | 0 | 7 |
| TEAM | | | | | | | | 1 | 1 | 2 | | | | | | | |
| TOTALS | | | 15 | 32 | 2 | 10 | 5 | 6 | 5 | 3 | 8 | 6 | 37 | 11 | 4 | 1 | 100 |

TOTAL FG% 1st Half: 15-32 .469 2nd Half: 0- 0 .000 Game: .469 DEADBALL
 3-Pt. FG% 1st Half: 2-10 .200 2nd Half: 0- 0 .000 Game: .200 REBOUNDS
 F Throw % 1st Half: 5- 6 .833 2nd Half: 0- 0 .000 Game: .833 1, 1

HOME TEAM: Ohio State

| No. | N A M E | TOT-FG | | 3-PT | | FT | FTA | REBOUNDS | | | PF | TP | A | TO | BLK | S | MIN |
|------------|-----------------|--------|-----|------|-----|----|-----|----------|----|-----|----|----|----|----|-----|---|-----|
| | | FG | FGA | FG | FGA | | | OF | DE | TOT | | | | | | | |
| 21 | Boban Savovic | f | 1 | 3 | 1 | 2 | 0 | 0 | 1 | 1 | 2 | 3 | 4 | 0 | 0 | 0 | 17 |
| | Zach Williams | f | 2 | 4 | 0 | 0 | 0 | 0 | 2 | 2 | 4 | 4 | 0 | 1 | 0 | 0 | 13 |
| 32 | Ken Johnson | c | 3 | 4 | 0 | 0 | 1 | 1 | 0 | 3 | 3 | 7 | 0 | 2 | 2 | 0 | 15 |
| 04 | Brent Darby | g | 3 | 6 | 2 | 3 | 0 | 0 | 1 | 0 | 1 | 8 | 5 | 1 | 0 | 0 | 14 |
| 13 | Brian Brown | g | 6 | 6 | 4 | 4 | 0 | 0 | 0 | 1 | 1 | 16 | 4 | 1 | 0 | 1 | 17 |
| 03 | Sean Connolly | | 1 | 1 | 1 | 1 | 0 | 0 | 0 | 0 | 0 | 3 | 0 | 0 | 0 | 0 | 5 |
| 10 | Doylan Robinson | | 2 | 2 | 0 | 0 | 0 | 0 | 0 | 1 | 1 | 4 | 3 | 3 | 0 | 0 | 7 |
| 43 | Will Dudley | | 1 | 1 | 0 | 0 | 1 | 1 | 0 | 0 | 0 | 3 | 0 | 0 | 0 | 0 | 5 |
| 44 | Tim Martin | | 0 | 0 | 0 | 0 | 0 | 0 | 0 | 2 | 2 | 0 | 0 | 0 | 0 | 0 | 7 |
| TEAM | | | | | | | | 0 | 1 | 1 | | | | | | | |
| TOTALS | | | 19 | 27 | 8 | 10 | 2 | 2 | 4 | 11 | 15 | 9 | 48 | 16 | 8 | 2 | 100 |

TOTAL FG% 1st Half: 19-27 .704 2nd Half: 0- 0 .000 Game: .704 DEADBALL
 3-Pt. FG% 1st Half: 8-10 .800 2nd Half: 0- 0 .000 Game: .800 REBOUNDS
 F Throw % 1st Half: 2- 2 1.000 2nd Half: 0- 0 .000 Game: 1.000 0, 1

OFFICIALS: Randy McCall, Kenny Wilson, Bernard Jackson

TECHNICAL FOULS:

Florida State - none
 Ohio State - none

ATTENDANCE:

| SCORE BY PERIODS: | 1st | 2nd | OT1 | OT2 | OT3 | OT4 | TOTAL |
|-------------------|-----|-----|-----|-----|-----|-----|-------|
| Florida State | 37 | | | | | | 37 |
| Ohio State | 48 | | | | | | 48 |

Game 3 - Carrs/Safeway Great Alaska Shootout
 Player of Game:

Florida State vs Ohio State 11/23/00 5:30 pm
 - - - F I R S T H A L F P L A Y B Y P L A Y - - - PAGE 001
 HOME TEAM: Ohio State TIME SCORE MAR VISITORS: Florida State

| | | | | |
|------------------------------|-------|-------|-----|-------------------------------|
| made 3-PNTR by Brian Brown | 19:45 | 3-0 | H 3 | |
| ASSIST by Boban Savovic | 19:45 | | | |
| | 19:26 | 3-3 | T 1 | made 3-PNTR by Michael Joine |
| | 19:26 | | | ASSIST by Antwuan Dixon |
| | 18:23 | 3-5 | V 2 | made LAYUP by Adrian Crawfo |
| made 3-PNTR by Brian Brown | 18:12 | 6-5 | H 1 | |
| ASSIST by Brent Darby | 18:12 | | | |
| FOUL on Boban Savovic(P1T1) | 17:59 | | | |
| | 17:36 | | | FOUL on Nigel Dixon (P1T1) |
| made JUMPER by Zach Williams | 17:26 | 8-5 | H 3 | |
| ASSIST by Brent Darby | 17:26 | | | |
| made LAYUP by Brent Darby | 16:53 | 10-5 | H 5 | |
| | 16:27 | 10-7 | H 3 | made LAYUP by Nigel Dixon |
| made 3-PNTR by Boban Savovic | 16:15 | 13-7 | H 6 | |
| ASSIST by Brent Darby | 16:15 | | | |
| | 15:51 | 13-9 | H 4 | made LAYUP by Nigel Dixon |
| | 15:51 | | | ASSIST by Delvon Arring |
| made 3-PNTR by Brian Brown | 15:27 | 16-9 | H 7 | |
| ASSIST by Boban Savovic | 15:27 | | | |
| | 15:09 | | | --- MEDIA TIMEOUT --- |
| FOUL on Ken Johnson (P1T2) | 14:25 | | | |
| made LAYUP by Ken Johnson | 14:00 | 18-9 | H 9 | |
| ASSIST by Brian Brown | 14:00 | | | |
| | 14:00 | | | FOUL on Monte Cumming(P1T2) |
| made F THROW by Ken Johnson | 14:00 | 19-9 | H10 | |
| | 13:42 | 19-11 | H 8 | made DUNK by Mike Matthews |
| | 13:42 | | | ASSIST by Delvon Arring |
| FOUL on Sean Connolly(P1T3) | 13:42 | | | |
| | 13:42 | 19-12 | H 7 | made F THROW by Mike Matthews |
| | 12:37 | 19-14 | H 5 | made JUMPER by Mike Matthews |
| | 12:37 | | | ASSIST by Monte Cumming |
| | 12:31 | | | FOUL on Monte Cumming(P2T3) |
| made LAYUP by Brian Brown | 12:28 | 21-14 | H 7 | |
| ASSIST by Brent Darby | 12:28 | | | |
| | 12:03 | 21-16 | H 5 | made JUMPER by David Anderso |
| | 12:03 | | | ASSIST by Ryan Lowery |
| | 11:41 | | | --- MEDIA TIMEOUT --- |
| made 3-PNTR by Sean Connolly | 10:46 | 24-16 | H 8 | |
| ASSIST by Boban Savovic | 10:46 | | | |
| | 10:21 | 24-18 | H 6 | made JUMPER by Mike Matthews |
| | 10:21 | | | ASSIST by Ryan Lowery |
| made LAYUP by Will Dudley | 10:10 | 26-18 | H 8 | |
| ASSIST by Brian Brown | 10:10 | | | |
| | 10:10 | | | FOUL on Andrew Wilson(P1T4) |
| made F THROW by Will Dudley | 10:10 | 27-18 | H 9 | |
| | 09:59 | 27-20 | H 7 | made LAYUP by Nigel Dixon |
| | 09:59 | | | ASSIST by Delvon Arring |
| FOUL on Sean Connolly(P2T4) | 09:59 | | | |
| | 09:59 | 27-21 | H 6 | made F THROW by Nigel Dixon |
| FOUL on Brent Darby (P1T5) | 09:10 | | | |
| | 09:06 | | | FOUL on Nigel Dixon (P2T5) |
| made JUMPER by Doylan Robins | 08:49 | 29-21 | H 8 | |
| FOUL on Tim Martin (P1T6) | 08:08 | | | |
| | 07:46 | 29-23 | H 6 | made LAYUP by David Anderso |
| | 07:46 | | | ASSIST by Michael Joine |
| made LAYUP by Ken Johnson | 07:38 | 31-23 | H 8 | |

| | | | | |
|-----------------------------|-------|-------|-----|--------------------------------|
| ASSIST by Doylan Robins | 07:38 | | | |
| FOUL on Doylan Robins(P1T7) | 06:40 | 31-25 | H 6 | made LAYUP by Antwuan Dixon |
| | 06:40 | | | |
| | 06:40 | 31-26 | H 5 | made F THROW by Antwuan Dixon |
| | 06:00 | 31-28 | H 3 | made LAYUP by Mike Matthews |
| | 06:00 | | | ASSIST by Monte Cumming |
| made 3-PNTR by Brent Darby | 05:40 | 34-28 | H 6 | |
| ASSIST by Brian Brown | 05:40 | | | |
| | 05:24 | 34-30 | H 4 | made JUMPER by Mike Matthews |
| | 05:24 | | | ASSIST by Delvon Arring |
| | 05:06 | | | FOUL on Michael Joine(P1T6) |
| made 3-PNTR by Brian Brown | 04:42 | 37-30 | H 7 | |
| ASSIST by Brent Darby | 04:42 | | | |
| made 3-PNTR by Brent Darby | 04:15 | 40-30 | H10 | |
| FOUL on Brent Darby (P2T8) | 03:56 | | | |
| | 03:56 | 40-31 | H 9 | made F THROW by Delvon Arring |
| | 03:56 | | | missd F THROW by Delvon Arring |
| --- MEDIA TIMEOUT --- | 03:53 | | | |
| made JUMPER by Ken Johnson | 03:35 | 42-31 | H11 | |
| ASSIST by Boban Savovic | 03:35 | | | |
| | 03:24 | 42-34 | H 8 | made 3-PNTR by Adrian Crawfo |
| | 03:24 | | | ASSIST by Delvon Arring |
| made LAYUP by Brian Brown | 02:04 | 44-34 | H10 | |
| ASSIST by Doylan Robins | 02:04 | | | |
| | 01:46 | 44-36 | H 8 | made LAYUP by Adrian Crawfo |
| FOUL on Brian Brown (P1T9) | 01:46 | | | |
| | 01:46 | 44-37 | H 7 | made F THROW by Adrian Crawfo |
| made LAYUP by Doylan Robins | 00:44 | 46-37 | H 9 | |
| ASSIST by Brian Brown | 00:44 | | | |
| | 00:34 | | | --- 20sec TIMEOUT --- |
| made LAYUP by Zach Williams | 00:08 | 48-37 | H11 | |
| ASSIST by Doylan Robins | 00:08 | | | |

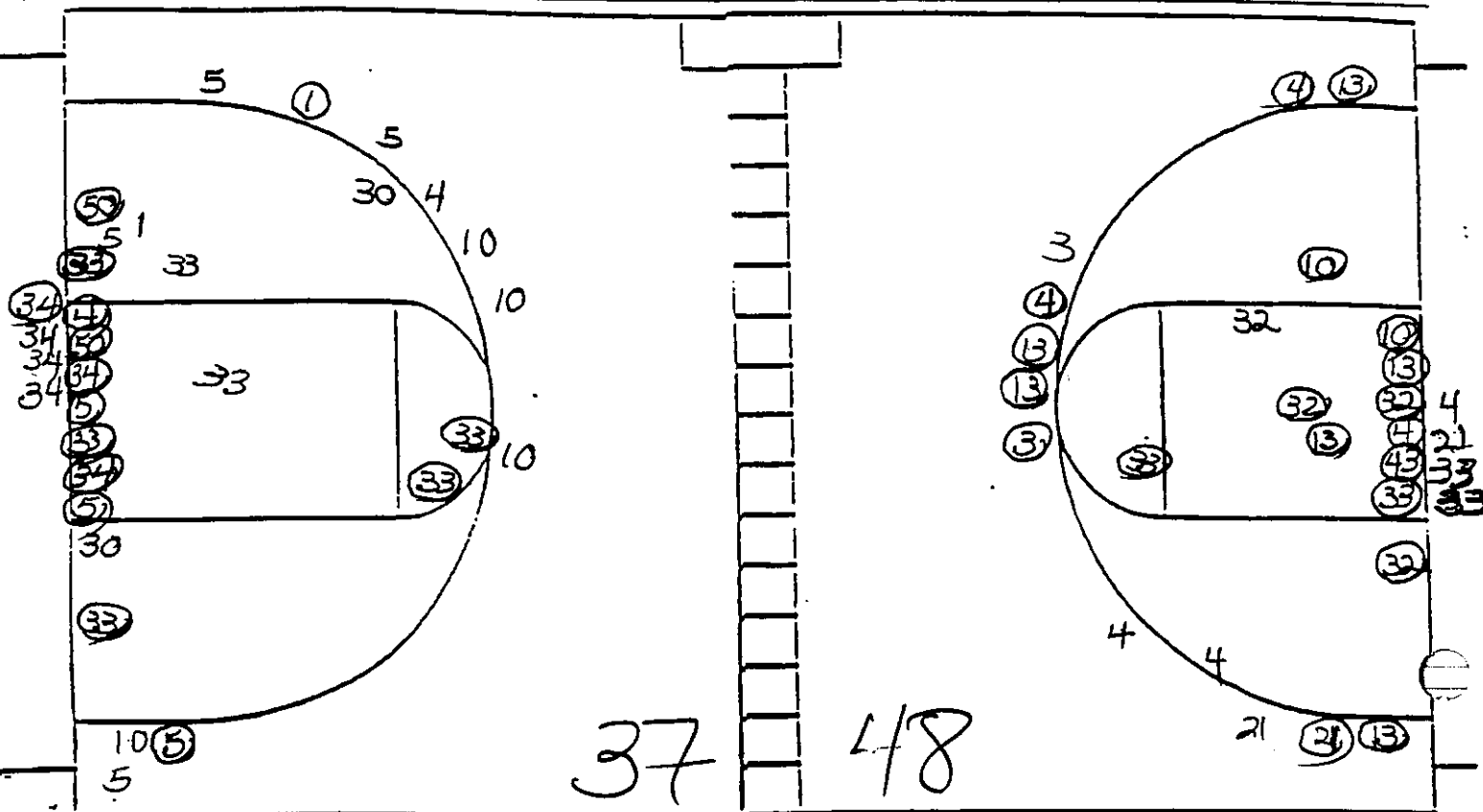
SCORE: Ohio State

48 Florida State

37



Ohio State



| NO | | FOUL SHOTS | | NO | | FOUL SHOTS | |
|------------|---|------------|--|------------|---|------------|--|
| 33 | ● | | | 32 | ● | | |
| 34 | ● | | | 43 | ● | | |
| 4 | ● | | | | | | |
| 10 | ● | | | | | | |
| 5 | ● | | | | | | |
| | | | | | | | |
| | | | | | | | |
| | | | | | | | |
| | | | | | | | |
| | | | | | | | |
| | | | | | | | |
| | | | | | | | |
| | | | | | | | |
| | | | | | | | |
| FTM = 5 | | | | FTM = 2 | | | |
| 2X 13 = 26 | | 27 | | 2X 11 = 22 | | 49 | |