



FLORIDA STATE UNIVERSITY




CRAIG RAMSEY
DESIGNATED HITTER



LIONEL MARTINEZ
SECOND BASE




JIM WEAVER
OUTFIELD




MIKE FUENTES
OUTFIELD



KEN FISCHER
PITCHER



ED SCHNEIDER
PITCHER



DON DeLOACH
SHORTSTOP

METRO CHAMPS
SOUTH REGIONAL CHAMPS
MAY 30 - JUNE 6, 1980

FLORIDA STATE UNIVERSITY
1980 NCAA BASEBALL TOURNAMENT GUIDE

General Information

Location	Tallahassee, Fla.
Founded	1857
Enrollment	22,000
President.	Dr. Bernard Sliger
Conference	Metropolitan Collegiate
Nickname	Seminoles
Colors	Garnet & Gold
Home Field	Seminole Field
1980 Record.	51-10 (.836)
All-Time Record.	948-381 (.713)

Baseball Staff

Head Coach	Mike Martin (11)
Year.	First
Record.	51-10 (.836)
NCAA Appearances.	First
NCAA Tournament Record.	3-0
Assistant Coach.	Jim Morris (3)
Graduate Assistant	Bill Fuller (5)
Interim Athletic Director.	Phillip R. Fordyce
Telephone	(904) 644-2790
Sports Information Director.	Mark Carlson
Telephone	(904) 644-4038 (O) (904) 575-7637 (H)
Assistant Sports Information Director.	Glenn Greenspan
	(904) 385-2438 (H)

TRIBE ITINERARY

The Seminoles were scheduled to arrive in Omaha, Nebraska Tuesday evening. During their stay, they will headquarter at the Omaha Hilton. Sports Information Director, Mark Carlson, will accompany the team.

FLORIDA STATE
Season in Review

Florida State head baseball coach, Mike Martin, and his assistant, Jim Morris, were trying to brighten each others spirits February 22, after the top-ranked Miami Hurricanes won a 10-0 verdict in the opening game of the season for the Seminoles.

Miami's ace lefthander, Neal Heaton, had just limited the Seminoles to one hit and Martin and Morris had obvious concern about what sort of team they would field the remainder of the season.

For some reason, Morris mentioned Omaha, Nebraska, and how nice it would be to participate in the College World Series. Surely, Morris was just trying to make conversation.

Martin followed Morris by saying he would walk to work on his knees if the Seminoles made it to the World Series this season.

Last Sunday night after Florida State University had beaten Western Kentucky 10-5 to win the NCAA South Region championship and a ticket to Omaha, Morris presented Martin with a pair of knee pads.

It has been a surprising season for the Garnet and Gold. No one ever expected this team, that is dominated by underclassmen, to make an appearance at the College World Series.

Although they would surely never admit it, Martin and Morris were probably just hoping the Tribe could win the Metro Conference championship at the end of the season and make a respectable showing at the regional. After all, this was a club that would be rebuilding from a team that went 43-17-1 last season and advanced to the NCAA East Regional playoffs.

Among the eight starting positions (excluding pitcher), the coaches were starting a group that contained just one senior, and he shared the position with an underclassman. The opening day lineup featured two freshmen and three junior college transfers. Added to all the new faces on the playing field, the Tribe also had a new skipper. Martin was taking over for Dick Howser who was summoned in October to manage the New York Yankees.

Now, look what has happened:

(1) The Seminoles begin NCAA College World Series play with 51 victories in 61 outings, the most wins in the school's history. Included is a string of 20 consecutive wins that fell just one shy of tying the school record. This team has produced more wins than the 1970 club that finished second at the College World Series, losing 2-1 to Southern California in 15 innings.

(2) Florida State University won its first Metro Conference baseball championship since 1977. After losing its first game to Virginia Tech, the Tribe battled back to win five straight in a span of slightly more than 48 hours.

(3) The current Seminoles have already set team records for runs scored, hits, doubles, home runs, total bases and base on ball in a single season.

Indeed, it has been a most interesting campaign for the 51-10 Tribe.

"It has been a very satisfying season because the team had displayed great unity," says Martin. "Each player has a heavy dependence on the other. We expect a lot from everyone involved in our program -- starting with the coaching staff and going to the equipment manager. The players adapted to their roles better than any club I've ever been associated with."

The individual player roles were many and varied.

Junior college transfer, Lionel Martinez, has been steady at second base in his first season wearing garnet and gold togs. In addition to batting at a .371, clip and fielding .962, he has walked a school record 76 times.

"Lionel was our leadoff batter and we wanted him to get on base no matter which way he could get there," Martin said. "He was on base 152 times during the season and it allowed our power hitters more opportunities to pick up important RBIs."

Three players, centerfielder, Mike Fuentes, first baseman, Jeff Ledbetter and leftfielder, Jim Weaver - provided the power. Fuentes contributed 20 home runs, one shy of the school single season record. Six of those round trippers came during the Metro Conference Tournament when he hit at .379 for six games.

Ledbetter began the season as the designated hitter, but has now switched to first base where he has been a starter since mid-season. He blasted 19 home runs during the regular season while Weaver hit 17 even though he missed 12 games.

The role of shortstop, Don DeLoach, who slugged 10 round trippers last season, has changed. Now his home run production is down to three, but he has cracked 28 doubles, just three shy of setting a new NCAA Division I single season record.

Third baseman, Rick Figueredo, a power hitter in high school, has become known for his timely singles and enters the world series with a sparkling .358 batting average. He was especially valuable in the south regional where he hit a neat .500. It earned him All-Tournament honors along with another Tribe freshman, outfielder, Mike Yastrzemski (.311), who won MVP honors for his performance in the Tribe's three game sweep.

The pitching staff has been steady, too. Ed Schnider (9-3, 3.14), Ken Fischer (9-1, 3.04), Dick Wiggins (9-3, 3.71), and Rick Hatcher (10-2, 3.04) have been the mainstays of the starting staff. Ken Smith, who began the season as a starter is now in the bullpen, and has built up a 4-0 record with a 4.97 ERA.

Indeed, it has been a team effort that has moved the Seminoles into their seventh College World Series appearance since 1957 and first since 1975. Martin smiles even more when he realizes his starting lineup against Hawaii quite likely will not have a senior in the batting order.

MIKE MARTIN

Florida State Head Coach

This marks the third time Mike Martin has been associated with a Florida State baseball team that has visited the College World Series in Omaha, Nebraska and each time it has been in a different capacity.

Martin first went to the World Series in 1965 as a player, but, because of a broken arm sustained earlier in the season, the closest he got to the playing field was the first base coaching box.

In 1975, Martin joined the Florida State University coaching staff as an assistant to long-time friend, Woody Woodward. That year his Omaha assignment was directing traffic at third base.

Now comes 1980. Martin will again be in the third base box, but this time it will be as the head coach for the Garnet and Gold. This is his first season as the Tribe pilot and he has guided the team to a school record, 51 wins in 61 games.

Martin, who was named head coach on November 27, 1979, has been a part of the Florida State baseball program since 1965 when he arrived on the Tallahassee campus as an outfielder. He played that year and also in 1966 and had such a fine career that he was twice named to the All-District team.

Following his collegiate career, the Charlotte, N.C. native had a three-year professional stint with the New York Mets and Detroit Tiger organizations before returning to the Tallahassee area to teach and coach.

After several years of coaching high school basketball and baseball, Martin joined the Seminole staff when Woodward summoned. Woodward left to take a front office position with the Cincinnati Reds in 1978 and the Seminoles plucked alumnus, Dick Howser, from the New York Yankee third base coaching box to guide the Tribe program.

Howser's first duty at Florida State was to ask Martin to remain on the staff as his top assistant. When Howser took the Yankee managerial post last fall, there was no doubt about his successor -- Martin. Martin has had few bigger thrills than when he received the phone call telling him about his selection to replace Howser.

"It was the second biggest moment in my life", he says. "Number 1 is a four-way tie between marrying my wife, Carol, and the birth of my three children".

"This is one of the top five collegiate baseball coaching positions in the country. I look forward to continuing the challenge of upholding the great baseball tradition that has already been established at Florida State".

Martin is a 1966 graduate of Florida State. He earned his master's degree in 1971 from Florida A & M. He and his wife, Carol, are the parents of three children - Mary Beth, ten; Mike, Jr., seven and Melanie, four.

MIKE CULLEN #42

Outfield/Designated Hitter

Ht. 5-8 Wt. 180

Bats: Left Throws: Left

Detroit, Mich. Junior

Batting a solid .341 with 31 base hits--12 for extra bases...a valuable utility player either in the outfield or as DH...leads the Seminoles in getting hit by the pitch with six...collected five and six RBIs against Brooklyn College and Monmouth (Ill.) College respectively...started for South Alabama prior to transferring to FSU...one of the best defensive outfielders on the squad.

Regular Season

	AVG	G	AB	R	H	2B	3B	HR	BI	SB-CS	BB	SO	FA
1980	.341	40	91	32	31	7	2	3	19	5-2	18	12	.950

Metro Tournament

	AVG	G	AB	R	H	2B	3B	HR	BI		BB	SO	FA
1980	.166	3	6	4	1	0	0	0	0		4	2	1.000

Regional Statistics

	AVG	G	AB	R	H	2B	3B	HR	BI		BB	SO	FA
1980	.200	2	5	2	1	0	0	0	0		6	2	1.000

DON DELOACH #20

Shortstop

Ht. 5-10 Wt. 170

Bats: Right Throws: Right

Tallahassee, Fla. Junior

The all-time single season record holder for Florida State in doubles with 28...only two away from tying the NCAA record for two-base hits...has tied the Seminole mark for most consecutive games played (123)...fourth leading hitter on the squad with a .361 average...tied a school mark with three doubles against Jacksonville earlier this season...collected four RBIs against Wingate College in a Tribe victory...had four hits in a game on two separate occasions...has collected 93 hits this season, only two away from tying the FSU record...batted .370 in the Metro Conference Championship series...selected All-Metro for the second consecutive year.

Regular Season

	AVG	G	AB	R	H	2B	3B	HR	BI	SB-CS	BB	SO	FA
1980	.362	61	257	74	93	28	3	3	53	12-4	25	18	.934
1979	.325	61	231	59	75	11	2	9	46	12-5	35	33	.913
1978	.325	20	40	7	13	2	0	0	7	1-0	4	7	.875
TOT.	.340	142	528	140	181	41	5	12	106	25-9	64	58	.923

DON DELOACH #20 (continued)

Regular Season Pitching

	W-L	ERA	APP	GS	CG	IP	H	R	ER	BB	SO
1978	2-2	5.73	8	4	1	33.0	31	24	21	23	38

Metro Tournament

	AVG	G	AB	R	H	2B	3B	HR	BI	BB	SO	FA
1980	.370	6	27	12	10	0	0	0	4	4	1	.808
1979	.333	4	12	4	4	0	0	1	6	4	1	.889
TOT.	.358	10	39	16	14	0	0	1	10	8	2	.849

Metro Pitching

	W-L	ERA	APP	GS	CG	IP	H	R	ER	BB	SO
1978	0-0	2.81	1	1	0	9.2	4	3	3	3	11

Regional Statistics

	AVG	G	AB	R	H	2B	3B	HR	BI	BB	SO	FA
1980	.083	3	12	2	1	1	0	0	2	2	2	.933
1979	.200	2	10	2	2	0	0	0	0	0	4	.889
TOT.	.137	5	22	4	3	1	0	0	2	2	6	.849

Regional Pitching

	W-L	ERA	APP	GS	CG	IP	H	R	ER	BB	SO
1978	0-1	6.92	1	1	0	1.1	2	3	1	3	2

JACK EMERICK #9

Catcher/Designated Hitter

Ht. 5-11 Wt. 185

Bats: Right Throws: Right

Waukegan, Ill. Senior

Split the catching duties with junior Craig Ramsey...the only non-pitching senior on the squad...hitting an impressive .321 with 20 RBIs...led the club for the second consecutive year in gunning down opposing baserunners with 10...collected three hits in the South Regional championship game to raise his tournament average to .666...solid defensive catcher with a .965 fielding average...slowed by an ankle injury late in the season but has fully recovered...voted second team All-Metro as a catcher this spring...former All-State performer at Pensacola Junior College prior to transferring to FSU.

Regular Season

	AVG	G	AB	R	H	2B	3B	HR	BI	SB-CS	BB	SO	FA
1980	.321	40	112	26	36	9	1	2	20	3-0	17	4	.965
1979	.262	39	130	30	34	10	1	4	25	6-1	10	19	.988
TOT.	.289	79	242	50	70	19	2	6	45	9-1	27	23	.977

JACK EMERICK #9 (continued)

Metro Tournament

	AVG	G	AB	R	H	2B	3B	HR	BI		BB	SO	FA
1980	.428	3	7	1	3	0	0	0	1		0	0	1.000
1979	.125	2	8	1	1	1	0	0	0		0	0	1.000
TOT.	.267	5	15	2	4	1	0	0	1		0	0	1.000

Regional Statistics

	AVG	G	AB	R	H	2B	3B	HR	BI		BB	SO	FA
1980	.666	3	12	5	6	1	0	0	2		1	1	1.000
1979	.250	1	4	0	1	0	0	0	0		0	1	1.000
TOT.	.437	4	16	5	7	1	0	0	2		1	2	1.000

RICK FIGUEREDO #12

Third Base

Ht. 5-11

Wt. 160

Bats: Right

Throws: Left

Tampa, Fla.

Freshman

Having an incredible year for a freshman, hitting .358...provides the Seminoles with the best defensive third baseman the team has had in five season...first collegiate hit was a double against Miami...went six for ten against Jacksonville in a three game Seminole sweep...fielding .941...first freshman to start at third for FSU since All-American Guillermo Bonilla...selected All-Metro and All-Metro Tournament...All-South Regional selection...provided game winning homerun against New Orleans in Florida State's second regional win.

Regular Season

	AVG	G	AB	R	H	2B	3B	HR	BI	SB-CS	BB	SO	FA
1980	.358	56	176	43	63	8	3	2	28	4-0	27	18	.941

Metro Tournament

	AVG	G	AB	R	H	2B	3B	HR	BI		BB	SO	FA
1980	.435	6	23	5	10	1	0	0	5		2	2	.882

Regional Statistics

	AVG	G	AB	R	H	2B	3B	HR	BI		BB	SO	FA
1980	.500	3	12	5	6	1	0	1	2		1	2	1.000

KEN FISCHER #49

Pitcher

Ht. 5-9

Wt. 160

Bats: Left

Throws: Left

Lincoln, Mass.

Junior

Tied for team lead in wins with nine...third on the staff in ERA with a 3.04 mark... lone loss came in a freak forfeit to Troy State...pitched the Seminoles to two victories in the Metro Conference post-season tournament including the championship game...opened the South Regional on the mound for FSU...fourth on the staff in innings pitched with 76.2...picked up one of Tribe's two wins against Miami in 1980... biggest surprise on the pitching staff...started 12 games this season compared to one the previous two years...went the distance in an FSU win against state rival Florida.

Regular Season

	W-L	ERA	APP	GS	CG	IP	H	R	ER	BB	SO
1980	9-1	3.04	16	12	3	76.2	75	36	26	49	43
1979	1-0	4.40	11	0	0	14.1	17	7	7	8	10
1978	3-2	6.76	18	1	0	38.2	48	31	29	24	26
TOT.	13-3	4.30	45	13	3	129.2	140	74	62	81	79

Metro Tournament

	W-L	ERA	APP	GS	CG	IP	H	R	ER	BB	SO
1980	2-0	4.28	2	2	0	12.2	13	7	6	4	9
1978	0-0	0.00	2	0	0	1.1	1	0	0	1	0
TOT.	2-0	3.85	4	2	0	14.0	14	7	6	5	9

Regional Statistics

	W-L	ERA	APP	GS	CG	IP	H	R	ER	BB	SO
1980	0-0	11.25	1	1	0	4	8	5	5	1	3
1978	0-0	0.00	1	0	0	1	0	0	0	1	1
TOT.	0-0	9.00	2	1	0	5	8	5	5	2	4

MIKE FUENTES #29

Centerfield

Ht. 6-3

Wt. 190

Bats: Right

Throws: Right

Coral Springs, Fla. Junior

Has already eclipsed three Seminole records this season...the new Tribe leader in career homeruns (36), runs scored in a single season (81) and RBIs (76--breaking his own record set last year)...only three shy of becoming the Seminole career RBI leader... two round-trippers from establishing the all-time FSU record for homeruns in a single season (22)...team leader in hitting with a .404 record...could become the first Seminole player in history to bat over .400 with 200 at bats...selected All-Metro, All-Metro Tournament and the Outstanding Player of the entire Metro Spring Sports

MIKE FUENTES #29 (continued)

Weekend...All-Metro and All-Metro Tournament in 1979...first team All-South last season...All-Tournament in the South Region this year...team leader in runs, homeruns, RBIs and fielding percentage...set three Metro records in the spring sports championship (homeruns-six, RBIs-19 and most runs scored-11)...clouted two homeruns on six separate occasions...had a school record nine RBIs in game against Jacksonville last season...viable All-American candidate...had 14 homeruns and 37 RBIs in a 15 game span late this year.

Regular Season

	AVG	G	AB	R	H	2B	3B	HR	BI	SB-CS	BB	SO	FA
1980	.404	59	225	81	91	11	3	20	76	9-5	45	33	.978
1979	.366	61	213	63	78	13	3	16	70	23-0	43	46	.973
1978	.333	8	6	5	2	1	0	0	2	0-0	3	1	.000
TOT.	.385	128	444	149	171	22	6	36	148	32-9	91	80	

Metro Tournament

	AVG	G	AB	R	H	2B	3B	HR	BI		BB	SO	FA
1980	.379	6	29	11	11	1	0	6	19		3	6	1.000
1979	.368	4	19	5	7	1	0	2	3		2	4	1.000
1978	.000	1	0	0	0	0	0	0	0		0	0	1.000
TOT.	.375	11	48	16	18	2	0	8	22		5	10	1.000

Regional Statistics

	AVG	G	AB	R	H	2B	3B	HR	BI		BB	SO	FA
1980	.272	3	11	4	3	1	0	0	2		4	1	.983
1979	.222	2	9	0	2	0	0	0	0		0	2	1.000
TOT.	.250	5	20	4	5	1	0	0	2		4	3	.986

JOHN GAGNON #22

Pitcher

Ht. 5-11

Wt. 180

Bats: Right

Throws: Right

Lantana, Fla.

Senior

Made his first appearance on the mound this season after player outfield last year... has a perfect 3-0 mark in 13 outings...picked up the Tribe's first victory of 1980 with a 9-8 decision over Miami in relief...one of four seniors on the staff...a walk-on from Palm Beach Community College...provides needed depth in the bullpen...pitched 4.2 relief innings in a 9-5 win over Auburn.

Regular Season

Batting

	AVG	G	AB	R	H	2B	3B	HR	BI	SB-CS	BB	SO	FA
1979	.227	27	44	11	10	2	1	0	6	2-0	12	11	1.000

JOHN GAGNON #22 (continued)

Pitching

	W-L	ERA	APP	GS	CG	IP	H	R	ER	BB	SO
1980	3-0	5.53	13	0	0	26.0	25	16	16	17	25

Metro Tournament

Batting

	AVG	G	AB	R	H	2B	3B	HR	BI	BB	SO	FA
1979	.000	1	0	0	0	0	0	0	0	0	0	1.000

Pitching

	W-L	ERA	APP	GS	CG	IP	H	R	ER	BB	SO
1980	0-0	16.87	1	0	0	1.2	2	3	3	2	0

RICK HATCHER #33

Pitcher

Ht. 6-0

Wt. 195

Bats: Right

Throws: Right

Marianna, Fla.

Junior

The club leader in wins with 10...third on the club in ERA with a 3.04...second in appearances with 18...leads the staff in complete games with four...pitched one of those complete games against Western Kentucky in the South Regional...reeled off five consecutive wins after a loss to Miami...pitched a seven inning 12-0 shutout against Wingate College...appeared twice in the Metro Conference Championship collecting a win against Tualen...earned his first save of the season against Georgia Southern in thw next to last game of the season...tops on the staff in pickoffs with five...allowed only 11 baserunners in the regional win over Western Kentucky.

Regular Season

	W-L	ERA	APP	GS	CG	IP	H	R	ER	BB	SO
1980	10-2	3.04	18	7	5	80.1	73	34	27	27	43
1979	2-1	5.08	19	3	1	39.0	47	25	22	15	24
TOT.	12-3	3.69	37	10	6	119.1	117	59	49	42	67

Metro Tournament

	W-L	ERA	APP	GS	CG	IP	H	R	ER	BB	SO
1980	1-0	5.24	2	1	1	10.1	15	7	6	3	5
1979	0-0	9.00	1	0	0	1.0	2	1	1	0	1
TOT.	1-0	5.57	3	1	1	11.1	17	8	7	3	6

Regional Statistics

	W-L	ERA	APP	GS	CG	IP	H	R	ER	BB	SO
1980	1-0	7.00	1	1	1	9	8	7	7	3	3

ED HOWSER #47

Infield

Ht. 5-10

Wt. 160

Bats: Right

Throws: Right

West Palm Beach, Fla. Junior

Top hitting utility player with a .440 average...has 11 hits, three of them doubles...nephew of Yankee manager and former Seminole mentor Dick Howser...provides added depth in the infield...hero in a 5-4 win over South Florida with a RBI single in the bottom of the 12th inning...has committed only one error...has one of the better arms on the FSU squad.

Regular Season

	AVG	G	AB	R	H	2B	3B	HR	BI	SB-CS	BB	SO	FA
1980	.440	22	25	6	11	0	3	0	10	0-0	7	4	.929

Metro Tournament

	AVG	G	AB	R	H	2B	3B	HR	BI		BB	SO	FA
1980	.000	2	2	0	0	0	0	0	0		0	1	1.000

KEN HUFF #10

Outfield

Ht. 5-10

Wt. 170

Bats: Switch

Throws: Right

Columbus, Ga.

Junior

Batting .258 in 35 games...has collected 14 RBIs with 16 hits...performs superbly in right and left field with a 1.000 fielding average...one of the fastest Seminoles...started in left field following the injury to starter Jim Weaver...brother of former four year starter Bruce Huff...went two for three including two RBIs in a Seminole victory over South Florida...one of the few switch hitters on the squad...a freshman walk-on in 1978.

Regular Season

	AVG	G	AB	R	H	2B	3B	HR	BI	SB-CS	BB	SO	FA
1980	.258	36	62	30	16	4	3	0	14	5-1	25	13	1.000
1979	.000	17	9	3	0	0	0	0	0	0-0	4	5	1.000
1978	.333	8	3	5	1	0	0	0	0	1-0	2	2	1.000
TOT.		61	74	38	17	4	3	0	14	6-1	31	20	1.000

Metro Tournament

	AVG	G	AB	R	H	2B	3B	HR	BI		BB	SO	FA
1980	.250	6	24	4	6	1	1	0	2		5	5	1.000
1979	.000	1	0	0	0	0	0	0	0		0	0	1.000
TOT.	.250	7	24	4	6	1	1	0	2		5	5	1.000

KEN HUFF #10 (continued)

Regional Statistics

	AVG	G	AB	R	H	2B	3B	HR	BI	BB	SO	FA
1980	.000	1	0	0	0	0	0	0	0	0	0	1.000

JAY KEELER #43

Pitcher

Ht. 6-1

Wt. 175

Bats: Right

Throws: Right

Miami, Fla.

Sophomore

His second collegiate win was a 5-3 complete game victory over 20th ranked Georgia Southern...drafted out of junior college after one season by the St. Louis Cardinals... lacks experience at the collegiate level...shows a 4.24 ERA in 19.1 innings...adds depth to the bullpen...Miami Dade-South's No. 1 pitcher last season...relies primarily on a fastball and slider...good competitive attitude.

Regular Season

	W-L	ERA	APP	GS	CG	IP	H	R	ER	BB	SO
1980	2-1	4.24	5	3	1	19.1	17	14	9	12	10

JEFF LEDBETTER #6

First Base

Ht. 6-2

Wt. 210

Bats: Left

Throws: Left

Largo, Fla.

Sophomore

Belted the game winning homerun against Memphis State to keep the Seminoles' Metro hopes alive and force a deciding second game...second on the squad in homeruns with 19...second on the team in RBIs with 73...hit .312 with one homerun and four RBIs in the South Regional...placed his name in the Seminole record book as a freshman designated hitter in homeruns (13), hitting (.351) and RBIs (54)...drafted out of high school by the New York Yankees...nicknamed 'Treetops' because of his towering homeruns that clear the tall pines at Seminole Field...earned second team All-Metro in 1980...moved to first base this season after serving as both a DH and pitcher... hit two homeruns on three occasions in one game...collected seven and six RBIs against Jacksonville and Dayton respectively this year.

Regular Season

Batting

	AVG	G	AB	R	H	2B	3B	HR	BI	SC-CS	BB	SO	FA
1980	.318	61	229	65	73	11	1	19	73	4-0	43	27	.983
1979	.351	49	148	37	52	10	3	13	54	3-2	33	20	1.000
TOT.	.334	110	377	102	125	21	4	32	127	7-2	76	47	.980

JEFF LEDBETTER #6 (continued)

Pitching

	W-L	ERA	APP	GS	CG	IP	H	R	ER	BB	SO
1980	0-0	30.00	3	1	0	3.0	7	11	10	7	3
1979	0-1	13.00	4	3	0	8.0	15	13	12	6	7
TOT.	0-1	18.00	7	4	0	11.0	22	24	22	13	10

Metro Tournament

	AVG	G	AB	R	H	2B	3B	HR	BI	BB	SO	FA
1980	.275	6	29	6	8	1	0	2	6	2	2	.982
1979	.357	4	14	3	5	2	1	0	6	4	1	1.000
TOT.	.302	10	43	9	13	3	1	2	6	6	3	.982

Regional Statistics

	AVG	G	AB	R	H	2B	3B	HR	BI	BB	SO	FA
1980	.312	3	16	6	5	1	0	1	4	0	3	1.000
1979	.428	2	7	3	3	0	1	1	3	2	1	1.000
TOT.	.348	5	23	9	8	1	1	2	7	2	4	1.000

LIONEL MARTINEZ #4

Second Base

Ht. 5-9

Wt. 160

Bats: Right

Throws: Right

Tampa, Fla.

Junior

Has already established the Seminole school record for walks in a single season (76)... tied a single game mark with five walks against Virginia Tech in the Metro Conference Championship...five free passes also established a Conference record...tied a Metro mark with four runs scored against VPI...second on the team in hitting with a .370 average...second on the team in runs scored with 79...a perfect leadoff hitter reaching base 76 times on walks and 76 times on hits in only 205 at bats...voted first team All-Metro and first team All-Metro Tournament...batted .625 in the Southern Regional earning All-Southern Region honors...clouted a three run homerun in the Regional Championship game...batted over .350 in the Metro Championships...former MVP at Indian River Community College...collected three hits in four at bats against Florida.

Regular Season

	AVG	G	AB	R	H	2B	3B	HR	BI	SB-CS	BB	SO	FA
1980	.370	61	205	79	76	13	2	6	53	11-4	76	26	.962

Metro Tournament

	AVG	G	AB	R	H	2B	3B	HR	BI	BB	SO	FA
1980	.545	6	22	12	12	2	0	0	6	7	1	1.000

LIONEL MARTINEZ #4 (continued)

Regional Statistics

	AVG	G	AB	R	H	2B	3B	HR	BI	BB	SO	FA
1980	.625	3	8	4	5	2	0	1	8	5	0	1.000

TIM PHILLIPS #44

Pitcher

Ht. 5-11

Wt. 170

Bats: Right

Throws: Right

Tallahassee, Fla.

Junior

Notched his first Seminole victory with a 13-11 relief win over nationally ranked Georgia Southern...boasts the lowest ERA on the staff with a 2.36 mark in 19 innings...pitched seven scoreless innings in the Metro Conference Tournament...has fanned 12 in only 19 innings...a surprise find for the Seminoles when he was discovered playing summer ball for a cross-town rival...transfer student from George Wallace Community College.

Regular Season

	W-L	ERA	APP	GS	CG	IP	H	R	ER	BB	SO
1980	1-0	2.36	10	0	0	19.0	20	12	5	5	12

Metro Tournament

	W-L	ERA	APP	GS	CG	IP	H	R	ER	BB	SO
1980	0-0	0.00	2	0	0	7.2	5	1	0	0	5

DAVID SMALLEY #46

Pitcher

Ht. 6-0

Wt. 170

Bats: Left

Throws: Left

Ft. Lauderdale, Fl.

Freshman

Earned his first collegiate win in the Seminoles' initial victory over Memphis State in Metro Conference Championship Sunday . . . came back the next game to hurl 1.1 scoreless innings and nail down the Seminoles' Metro title . . . has struck out 30 in 21 innings of work . . . could develop into one of the Seminoles best southpaws ever . . . former Fort Lauderdale High School Player of the Year . . . pitched in the Seminoles first win at Georgia Southern late in the season.

Regular Season

	W-L	ERA	APP	GS	CG	IP	H	R	ER	BB	SO
1980	1-0	6.86	11	4	0	21.1	20	19	16	25	30

Metro Championship

	W-L	ERA	APP	GS	CG	IP	H	R	ER	BB	SO
1980	1-0	0.00	2	0	0	2.0	1	0	0	3	4

Regional Statistics

	W-L	ERA	APP	GS	CG	IP	H	R	ER	BB	SO
1980	0-0	59.9	1	0	0	.1	2	2	2	1	0

KEN SMITH #26

Pitcher

Ht. 6-3

Wt. 200

Bats: Right

Throws: Right

Hollywood, Fla.

Senior

Nailed down the Seminoles South Regional win by tossing a double play ball to end the game to the only batter he faced . . . 'Goose Gossage' of the Seminole staff . . . boasts a perfect 4-0 mark this season . . . tops on the staff in appearances with 19 . . . has started six games . . . one of the hardest throwers on the Seminole staff . . . has 37 strikeouts compared to 17 walks . . . hurled a seven inning complete game against Wingate College earlier this season . . . pitched eight strong innings against Miami in a 4-3 Seminole defeat . . . has topped state rivals Jacksonville (twice) and South Florida this year . . . started and pitched seven innings in the Seminoles win over Memphis State in the first game of the Metro Conference Championship . . . has the dubious honor of allowing the most homeruns (9) by an FSU pitcher this year.

Regular Season

	W-L	ERA	APP	GS	CG	IP	H	R	ER	BB	SO
1980	4-0	4.96	19	6	1	65.1	87	42	36	17	37
1979	2-2	3.63	24	2	0	44.2	47	26	18	14	19
TOTAL	6-2	4.41	43	8	1	110.0	134	68	54	31	56

Metro Championship

	W-L	ERA	APP	GS	CG	IP	H	R	ER	BB	SO
1980	0-0	9.00	1	1	0	7	12	9	7	1	3
1979	0-0	0.00	1	0	0	1	1	0	0	0	0
TOTAL	0-0	7.87	2	1	0	8	13	9	7	1	3

Regional Statistics

	W-L	ERA	APP	GS	CG	IP	H	R	ER	BB	SO
1980	0-0	0.000	1	0	0	.2	0	0	0	0	0
1979	0-1	2.99	1	0	0	3.0	1	1	1	1	0
TOT.	0-1	2.49	2	0	0	3.2	1	1	1	1	0

CRAIG RAMSEY #21

Catcher

Ht. 5-10 Wt. 175

Bats: Right Throws: Right

Atlanta, Ga. Junior

Has caught or DHed in 54 of the Tribe's 61 games... split the catching duties with senior Jack Emerick... hitting a solid .281 with a personal high 45 hits and 33 RBIs... has gunned down 11 opposing runners... named first team All-Metro as a designated hitter... hit .307 during the Southern Regional including two doubles and a homerun... one of the team leaders... a three year Seminole veteran... solid defensive player with a .983 fielding average... collected three RBIs and three hits in a Seminole victory over Brooklyn College... former all-state performer in high school... carries two game winning RBIs..one of the most dedicated players on the team.

Regular Season

	AVG.	G	AB	R	H	2B	3B	HR	BI	SB-CS	BB	SO	FA
1980	.281	54	160	40	45	6	1	5	33	7-3	32	25	.983
1979	.265	38	113	20	30	10	1	3	22	3-0	13	21	.972
1978	.194	21	31	9	6	3	1	1	2	0-0	5	8	.946
TOT.	.266	113	304	69	81	19	3	9	57	10-3	50	54	.975

Metro Championship

	AVG	G	AB	R	H	2B	3B	HR	BI	BB	SO	FA
1980	.208	6	24	4	5	0	0	0	4	2	2	1.000
1979	.400	2	5	1	2	0	0	0	0	1	1	.950
TOT.	.241	8	29	5	7	0	0	0	4	3	3	.981

Regional Statistics

	AVG	G	AB	R	H	2B	3B	HR	BI	BB	SO	FA
1980	.307	3	13	3	4	2	0	1	2	2	3	1.000
1979	.500	1	4	0	2	1	0	0	2	0	0	1.000
TOT.	.352	4	17	3	6	3	0	1	4	2	3	1.000

game of the South Regional hurt
second on the staff in wins with
his first eight decisions before
hole team... has wins over Jack
and Florida... pitched a three hit
13... tops on the staff in strikeouts
.. previously drafted by the Dodgers
arrived with second baseman Lironi
in innings pitched (92).

Regular Season

GS	CG	IP	H	R
13	2	92	69	41

Metro Championship

GS	CG	IP	H	R
1	0	3.2	7	8

Regional Statistics

GS	CG	IP	H	R
1	0	8.1	10	5

his ability to play at second half of the games this season. ... 14 RBIs in only 33 games. New York Yankee scout, Birdie ... at bat vs. Dayton... chipped ... al series of the regular season

Regular Season

R	H	2B	3B	HR
14	16	2	0	3

Metro Championship

R	H	2B	3B	HR
1	0	0	0	0

JIM WEAVER #2

Left Field

Ht. 6-4

Wt. 200

Bats: Left

Throws: Left

Holmes Beach, Fla.

Junior

Voted first team All-Metro... South Regional All-Tournament team selection with a .428 average and six RBIs in three games... has placed his name in the Seminole record book... holds the Florida State University mark for total bases in a game (14, vs. Missouri-Rolla) and is the only player in Florida State history to hit three homeruns in a single contest (Missouri-Rolla 3-13-80). . . third on the team in homeruns and second in RBIs even though he missed the last 12 games of the regular season and Metro Championships with a severe ankle sprain . . . one of the fastest players on the squad evidenced by his 25 of 28 stolen base mark. . . possesses one of the strongest arms on the team . . . third on the team in hitting with a .368 average . . . collected five RBIs in one game on two separate occasions. . . leads club in game winning RBIs with eight . . . one of the strongest players on the squad.

Regular Season

	AVG	G	AB	R	H	2B	3B	HR	BI	SB-CS	BB	SO	FA
1980	.368	49	163	55	60	6	5	17	73	25-3	39	23	.938

Metro Championship

	AVG	G	AB	R	H	2B	3B	HR	BI	BB	SO	FA
1980	.000	2	2	0	0	0	0	0	0	2	0	1.000

Regional Statistics

	AVG	G	AB	R	H	2B	3B	HR	BI	BB	SO	FA
1980	.428	3	14	5	6	0	1	1	6	1	2	1.000

DICK WIGGINS #39

Pitcher

Ht. 6-3

Wt. 205

Bats: Right

Throws: Right

St. Petersburg, Fla.

Senior

Pitched 4.2 innings of relief to notch his ninth victory of the season in the Seminoles' opening South Regional win against New Orleans. . . had a slow start, but has improved with every outing . . . reeled off five consecutive wins in mid-season before falling 7-5 to Miami. . . tied for second on the club in wins with nine. . . second on the staff in innings pitched with 85 . . . 38 strikeouts to only 23 walks. . . has three nine inning complete game wins including a victory over Virginia Tech in the Metro Conference Championships . . . owns South Florida with two complete game shutouts this season . . . winningest pitcher on the Tribe last year with an 11-4 mark . . . third team All-South in '79 . . . MVP in Florida Junior College Baseball Tournament in '78 . . . second on the club with four complete games.

Regular Season

	W-L	ERA	APP	GS	CG	IP	H	R	ER	BB	SO
1980	9-3	3.71	14	12	4	85.1	94	44	35	23	38
1979	11-4	3.33	16	15	10	121.1	124	52	45	29	78
TOTAL	20-7	3.48	30	27	14	206.2	218	96	80	52	116

Metro Championships

	W-L	ERA	APP	GS	CG	IP	H	R	ER	BB	SO
1980	1-0	6.00	1	1	1	9	11	6	6	2	5
1979	1-0	2.25	1	1	0	8	5	2	2	0	3
TOTAL	2-0	4.23	2	2	1	17	16	8	8	2	8

Regional Statistics

	W-L	ERA	APP	GS	CG	IP	H	R	ER	BB	SO
1980	1-0	1.93	1	0	0	4.2	4	1	1	2	1
1979	0-1	9.00	1	1	1	8.0	13	9	8	3	10
TOTAL	1-1	6.42	2	1	1	12.2	17	10	9	5	11

MIKE YASTRZEMSKI #8

Right Field

Ht. 5-10

Wt. 160

Bats: Switch

Throws: Right

Highland Beach, Fla.

Freshman

Voted Most Valuable Player in the 1980 South Regional . . . batted .333 in three games during the Regional including two homeruns and five RBIs . . . hit the two homeruns the same game (5-23-80, vs. Western Kentucky) tying an NCAA South Regional record . . . hitting .310 in his first year of collegiate competition . . . played in all but three of the Seminole games . . . batted .320 in the Metro Tournament while driving seven runs and collecting eight hits . . . went five for six including three RBIs against Georgia Southern in the Tribe's final regular season series . . . son of baseball immortal Carl Yastrzemski . . . hit the game winning homerun against Miami and Hurricane ace Neal Heaton in the Tribe's first win of 1980 . . . has collected three RBIs on three separate occasions . . . hit his first collegiate grand slam in the Seminoles clinching game against Memphis State in the Metro Conference Championship.

Regular Season

	AVG	G	AB	R	H	2B	3B	HR	BI	SB-CS	BB	SO	FA
1980	.310	58	177	46	55	12	2	9	52	8-1	35	21	.933

Metro Championship

	AVG	G	AB	R	H	2B	3B	HR	BI	BB	SO	FA
1980	.320	6	25	6	8	2	0	1	7	2	4	.923

Regional Statistics

	AVG	G	AB	R	H	2B	3B	HR	BI	BB	SO	FA
1980	.333	3	12	4	4	0	0	2	5	4	1	1.000

1980

Florida State University

Numerical Baseball Roster

No.	Name	Pos.	B-T	Ht.	Wt.	Class	Hometown
2	Jim Weaver	LF	L-L	6-4	200	Jr.	Holmes Beach, Fla.
4	Lionel Martinez	2B	R-R	5-9	160	Jr.	Tampa, Fla.
6	Jeff Ledbetter	1B	L-L	6-2	210	So.	Largo, Fla.
8	Mike Yaztremski	RF	S-R	5-10	160	Fr.	Highland Beach, Fla.
9	Jack Emerick	C	R-R	5-11	185	Sr.	Waukegan, Ill.
10	Ken Huff	OF	S-R	5-10	170	Jr.	Columbus, Ga.
12	Rick Figueredo	3B	R-R	5-11	175	Fr.	Tampa, Fla.
17	Ed Schneider	P	L-L	6-1	190	Jr.	Cincinnati, Ohio
18	George Tebbetts	INF	R-R	5-11	155	So.	Anna Marie, Fla.
20	Don DeLoach	SS	R-R	5-10	170	Jr.	Tallahassee, Fla.
21	Craig Ramsey	C	R-R	5-10	175	Jr.	Atlanta, Ga.
22	John Gagnon	P	R-R	5-11	180	Sr.	Lantana, Fla.
26	Ken Smith	P	R-R	6-3	200	Sr.	Hollywood, Fla.
29	Mike Fuentes	CF	R-R	6-3	190	Jr.	Coral Gables, Fla.
33	Rick Hatcher	P	R-R	6-0	195	Jr.	Marianna, Fla.
39	Dick Wiggins	P	R-R	6-3	205	Sr.	St. Petersburg, Fla.
42	Mike Cullen	OF	L-L	5-8	180	Jr.	Detroit, Mich.
43	Jay Keeler	P	R-R	6-1	175	So.	Miami, Fla.
44	Tim Phillips	P	R-R	5-11	170	Jr.	Tallahassee, Fla.
46	David Smalley	P	L-L	6-0	170	Fr.	Ft. Lauderdale, Fla.
47	Ed Howser	INF	R-R	5-9	160	Jr.	West Palm Beach, Fla.
49	Ken Fischer	P	L-L	5-9	160	Jr.	Boston, Mass.
11	Mike Martin	Head Baseball Coach (Florida State '66)					
3	Jim Morris	Assistant Baseball Coach (Elon College '72)					
5	Bill Fuller	Graduate Assistant (Florida State '72)					
	Don Fauls	Head Trainer (Ithaca College '48)					
	Bob Sikes	Student Trainer (Florida State)					

FLORIDA STATE UNIVERSITY
1980 Baseball Statistics
WON 51, LOST 10

HOME: 34-5 (.872); AWAY: (.761); NEUTRAL: 0-0 (.000); DAY: 30-5 (.857); NIGHT: 29-5 (.852);
EXTRA INNINGS: 2-1 (.750); ONE RUN GAMES: 5-2 (.714); DOUBLEHEADERS: 7-0, 8-3 (.700);
AGAINST DIVISION ONE: 31-8 (.795); AGAINST THE METRO: 5-2 (.714); ATTENDANCE: H-34d/
35,876 (1055); A - 17d/17,045 (1002); T - 41d/43,004 (1049)

HITTING

NAME	AVG	G	AB	R	H	2B	3B	HR	BI	SB-CS	BB	SO	HBP	S-SF	PO	A	E	FA
FUENTES, cf	404	59	225	81	91	11	3	20	76	9-5	45	33	2	0-4	127	6	3	.978
MARTINEZ, 2b	371	61	205	79	76	13	2	6	53	11-4	76	26	1	3-1	121	160	11	.962
WEAVER, lf	368	49	163	55	60	6	5	17	73	26-3	39	23	1	0-4	54	6	4	.938
DE LOACH, ss	362	61	257	74	93	28	3	3	53	12-4	25	18	4	1-1	92	179	19	.934
FIGUEREDO, 3b	358	56	176	43	63	8	3	2	28	4-0	27	18	0	2-2	32	142	11	.941
LEDBETTER, lb	319	61	229	65	73	11	1	19	73	4-0	43	27	2	0-3	363	28	5	.983
YASTRZEMSKI, rf	311	58	177	46	55	12	2	9	52	8-1	35	21	1	2-3	66	4	5	.933
RAMSEY, c	281	54	160	40	45	6	1	5	33	7-3	32	25	5	1-4	217	20	4	.983
LESS THAN 150 AT BATS																		
HOWSER, 2b	440	22	25	6	11	0	3	0	10	0-0	7	4	0	0-0	1	13	1	.929
CULLEN, dh	341	40	91	32	31	7	2	3	19	5-2	18	12	6	0-1	19	0	1	.950
EMERICK, c	321	40	112	26	36	9	1	2	20	3-0	17	4	2	0-2	129	10	5	.965
HUFF, rf	258	36	62	30	16	4	3	0	14	5-1	25	13	3	1-3	30	0	0	1.000
TEBBETTS, 3b	250	33	64	14	16	2	0	3	14	1-0	5	12	0	1-0	14	39	11	.828
KECK, lb	222	11	9	7	2	0	0	0	3	0-0	1	1	0	0-0	25	2	4	.871
OTHERS	---	61	76	23	23	3	0	3	20	3-0	21	16	0	0-0	224	107	20	.943
FSU TOTALS	340	61	2031	621	691	120	29	92	541	98-23	416	253	27	11-28	1514	716	104	.955
OPP TOTALS	280	61	1877	294	525	79	13	47	258	41-17	251	309	13	11-14	1435	279	132	.928

LOB: FSU 447 DP: FSU 48 PASSED BALLS: Emerick(8), Craig(2), Ramsey(3)
OPP 413 OPP 40 CAUGHT STEALING: Emerick(10), Ramsey(11)

SLUG AVG: FSU .564
OPP .411

GAME WINNING RBI: Weaver(8), Ledbetter(7), Fuentes(6), Figueredo(6), DeLoach(4),
Martinez(4), Yastrzemski(3), Ramsey(2), Emerick(1), Wiggins(1),
Howser(1), Others(1)

PITCHING

NAME	W-L	ERA	APP	GS	CG	IP	H	R	ER	BB	SO	HB	WP	2B	3B	HR
PHILLIPS, r	1-0	2.36	10	0	0	19.0	20	12	5	5	12	1	0	7	0	2
HATCHER, r	10-2	3.04	18	7	5	80.1	73	34	27	27	43	1	2	16	1	7
SCHNEIDER, l	9-3	3.14	14	13	2	83.0	69	41	29	46	53	3	10	10	1	8
FISCHER, l	9-1	3.04	16	12	3	76.2	75	36	26	49	43	1	4	11	0	3
WIGGINS, r	9-3	3.71	14	12	4	85.1	94	44	35	23	38	2	0	14	5	8
SMITH, r	4-0	4.98	19	6	1	65.1	87	42	36	17	37	1	4	6	2	9
SMALLEY, l	1-0	6.86	11	4	0	21.1	20	19	16	25	30	1	1	2	0	1
SWINDLE, l	0-0	0.00	1	0	0	1.0	0	0	0	0	2	0	0	0	0	0
KEELER, r	2-1	4.24	5	3	1	19.1	17	14	9	12	10	1	3	3	0	2
GAGNON, r	3-0	5.53	13	0	0	26.0	25	16	16	17	25	1	3	4	0	5
WOLFER, r	3-0	9.34	5	3	0	17.1	29	21	18	17	5	1	0	4	3	1
LEDBETTER, l	0-0	30.00	3	1	0	3.0	7	11	10	7	3	0	0	0	1	1
OTHERS	0-0	5.14	5	0	0	7.0	9	4	4	6	8	0	0	2	0	0
FSU TOTALS	51-10	4.12	134	61	16	504.2	525	294	231	251	309	13	27	79	13	47
OPP TOTALS	10-51	10.03	167	61	10	481.1	691	621	536	416	253	27	59	120	29	92

SHUTOUTS: Fischer (Northern Kentucky, Wingate); Schneider (Auburn); Wiggins (South Florida -2);
Hatcher (Wright State)

SAVES: Smith (3); Smalley (1); Fischer (1); Hatcher (1)

PICKOFFS: Hatcher (5); Wiggins (3); Smith (3); Schneider (2); Phillips (1); Others (1)

GAME-BY-GAME RESULTS

NO.	GAME	WINNER	LOSER	ATTD	RECORD
1	(A) Miami 10, FSU 0	Heaton (3-0)	Wiggins (0-1)	3227	0-1
2	(A) Miami 4, FSU 3	Bastian (3-0)	Hatcher (0-1)	3112	0-2
3	(A) FSU 9, Miami 8	Gagnon (1-0)	Heaton (3-1)	2329	1-2
4	(H) FSU 5, Troy State 3	Hatcher (1-1)	Cox (0-1)	915	2-2
5	(H) FSU 11, Troy State 9	Wiggins (1-1)	Johnston (0-1)	(DH)	3-2
6	(H) FSU 10, Lenoir Rhyne 3	Schneider (1-0)	Browner (0-1)	370	4-2
7	(A) FSU 8, Jacksonville 4	Wiggins (2-1)	Jackson (0-1)	225	5-2
8	(A) FSU 17, Jacksonville 8	Hatcher (2-1)	Aksamit (1-2)	210	6-2
9	(A) FSU 16, Jacksonville 3	Smith (1-0)	Cary (0-3)	(DH)	7-2
10	(H) Florida 21, FSU 6	McClellan (2-0)	Wiggins (2-2)	2175	7-3
11	(H) FSU 6, Wingate 0	Fischer (1-0)	Maness (0-1)	519	8-3
12	(H) FSU 5, Wingate 4	Smith (2-0)	Smith (0-1)	(DH)	9-3
13	(H) FSU 18, Missouri-Rolla 3	Keeler (1-0)	Walters (0-1)	646	10-3
14	(H) FSU 13, Missouri-Rolla 0	Schneider (2-0)	Feldman (0-2)	(DH)	11-3
15	(H) FSU 23, Brooklyn Coll. 5	Wiggins (3-2)	Paller (0-1)	805	12-3
16	(H) FSU 2, N. Kentucky 0	Fischer (2-0)	Heltzer (0-1)	484	13-3
17	(H) FSU 9, Mercer 7	Hatcher (3-1)	Barnhouse (1-1)	742	14-3
18	(H) FSU 27, Monmouth 2	Schneider (3-0)	Marlouits (0-1)	509	15-3
19	(H) FSU 18, Otterbein 3	Wiggins (4-2)	Swope (0-1)	489	16-3
20	(H) FSU 15, Otterbein 6	Wolfer (1-0)	Tucker (0-1)	(DH)	17-3
21	(H) FSU 12, Wright State 0	Hatcher (4-1)	Robinson (0-1)	369	18-3
22	(H) Wright State 6, FSU 2	Lochner (2-0)	Keeler (1-1)	(DH)	18-4
23	(A) Tulane 3, FSU 2	Pursell (5-1)	Hatcher (4-2)	350	18-5
24	(H) FSU 10, E. Illinois 9	Gagnon (2-0)	Westray (1-1)	115	19-5
25	(H) FSU 28, Dayton 2	Schneider (4-0)	Cron (1-1)	167	20-5
26	(A) FSU 7, Mercer 4	Fischer (3-0)	Heatherington (3-1)	303	21-5
27	(H) FSU 7, Jacksonville 6	Smith (3-0)	Willis (2-1)	730	22-5
28	(H) FSU 15, Jacksonville 3	Schneider (5-0)	Nidds (2-1)	711	23-5
29	(H) FSU 5, Jacksonville 1	Hatcher (5-2)	Jackson (2-2)	457	24-5
30	(A) FSU 15, Valdosta 9	Wolfer (2-0)	McLeod (4-1)	2000	25-5
31	(H) FSU 21, Auburn 7	Fischer (4-0)	Deriso (1-4)	534	26-5
32	(H) FSU 2, Auburn 0	Schneider (6-0)	Shiflett (3-2)	1146	27-5
33	(A) FSU 12, South Florida 0	Wiggins (5-2)	Bitner (0-2)	235	28-5
34	(A) FSU 3, South Florida 1	Hatcher (6-2)	Putnam (4-2)	(DH)	29-5
35	(A) FSU 14, South Florida 3	Wolfer (3-0)	Collins (2-5)	188	30-5
36	(A) FSU 2, Florida 1	Schneider (7-0)	Murphy (2-2)	1682	31-5
37	(A) FSU 15, Florida 2	Fischer (5-0)	Morengo (3-2)	1169	32-5
38	(H) FSU 12, Flagler 1	Hatcher (7-2)	Ellis (8-4)	495	33-5
39	(A) FSU 9, Auburn 5	Gagnon (3-0)	Hanson (3-2)	241	34-5
40	(A) FSU 4, Auburn 2	Fischer (6-0)	Shiflett (5-3)	615	35-5
41	(H) FSU 10, South Florida 4	Hatcher (8-2)	Mohler (3-5)	926	36-5
42	(H) FSU 17, South Florida 0	Wiggins (6-2)	Tanner (2-5)	869	37-5
43	(H) FSU 5, South Florida 4	Smith (4-0)	Collins (3-2)	(DH)	38-5
44	(A) Troy State 5, FSU 3	Murphy (2-3)	Fischer (6-1)	216	38-6
45	(A) FSU 12, Troy State 3	Schneider (8-0)	Tolbert (4-1)	(DH)	39-6
46	(H) FSU 11, Valdosta 4	Wiggins (7-2)	Raines (7-2)	760	40-6
47	(H) Miami 10, FSU 6	Heaton (15-2)	Schneider (8-1)	4088	40-7
48	(H) FSU 7, Miami 5	Fischer (7-1)	Bastian (11-3)	2083	41-7
49	(H) Miami 7, FSU 5	Morrison (8-2)	Wiggins (7-3)	3188	41-8
*50	(H) Virginia Tech 12, FSU 4	Rhodes (8-3)	Schneider (8-2)		41-9
*51	(H) FSU 13, Louisville 1	Fischer (8-1)	Sterchi (5-5)	(DH)	42-9
*52	(H) FSU 12, Tulane 5	Hatcher (9-2)	Maack (6-3)	1473	43-9
*53	(H) FSU 13, Virginia Tech 6	Wiggins (8-3)	Patton (4-1)	1352	44-9
*54	(H) FSU 14, Memphis State 11	Smalley (1-0)	Gilbert (5-2)	3517	45-9
*55	(H) FSU 11, Memphis State 7	Fischer (9-1)	Litano (4-1)	(DH)	46-9
56	(A) FSU 5, Ga. Southern 3	Keeler (2-1)	Kilimonis (10-3)	(451)	47-9
57	(A) FSU 13, Ga. Southern 11	Phillips (1-0)	Leisure (2-1)	(489)	48-9
58	(A) Ga. Southern 8, FSU 3	Lested (9-3)	Schneider (8-3)	(DH)	48-10
=59	(H) FSU 10, U of New Orleans 8	Wiggins (9-3)	Manguso (5-4)	2481	49-10
=60	(H) FSU 19, W. Kentucky 7	Hatcher (10-2)	Mason (7-2)	2616	50-10
=61	(H) FSU 10, W. Kentucky 5	Schneider (9-3)	Jones (5-2)	2644	51-10

* METRO CONFERENCE TOURNAMENT

= NCAA SOUTH REGIONAL

FLORIDA STATE DEPTH CHART

Weaver
Huff

Fuentes
Yastrzemski

Yastrzemski
Cullen

DeLoach
Tebbetts

Martinez
Tebbetts

Figueredo
Howser

Ledbetter
Ramsey

Ramsey
Emerick

Designated Hitters

Cullen
Ramsey

Pitchers

Fischer
Gagnon
Hatcher
Keeler
Phillips
Schneider
Smalley
Smith
Wiggins

SEMINOLES ASSAULT RECORD BOOK IN 1980

In addition to the records found in the Florida State press guide, the following marks have fallen or been tied this season.

TEAM RECORDS

Victories

Most- 51

Runs Scored

Game- 28 vs. Dayton

Winning Margin- 26, 28-2 vs. Dayton

Most in Season- 611

Hits

*Inning- 11, vs. Missouri-Rolla

Doubles

Game- 8, vs. Brooklyn College

*Both Teams- 9, vs. Brooklyn College (FSU 8, Brooklyn College 1)

Homeruns

Game- 7, cs. Missouri-Rolla

*Both Teams- 7, vs. Missouri-Rolla; 7, vs. Florida (Florida 4, FSU 3); 7, vs. Western Kentucky (FSU 4, Western Kentucky 3)

Total Bases

Game- 46, vs. Missouri-Rolla

Runs Batted In

Most in Season- 533

Base On Balls

Both Teams- 26, vs. Caldosta State (16 by Caldosta, 10 by FSU)

INDIVIDUAL RECORDS

Games Played

*Consecutively in Career- 123, Don DeLoach

Runs Scored

Season- 81, Mike Fuentes

Hits

*Game- 5, Lionel Martinez vs. Louisville

Hitting Streaks

*Consecutive Hits- 8, Mike Fuentes

Doubles

*Game- 3, Don DeLoach vs. Jacksonville

Season- 28, Don DeLoach

Homeruns

Game- 3, Jim Weaver vs. Missouri-Rolla

Career- 36, Mike Fuentes

INDIVIDUAL RECORDS (cont.)

Total Bases

Game- 14, Jim Weaver vs. Missouri-Rolla

Runs Batted In

Season- 76, Mike Fuentes

Walks

*Game- 5, Lionel Martinez vs. Virginia Tech

Season- 76, Lionel Martinez

* Ties Record

Florida State had to fight its way back from the losers bracket to capture the 1980 Metro Conference crown. On the way to doing so, the Seminoles broke numerous Conference records.

INDIVIDUAL

Most Hits

*Game- 5, Lionel Martinez vs. Louisville

Most Homeruns

Tournament- 6, Mike Fuentes

Most Runs Batted In

Tournament- 55, Mike Fuentes

Most Runs Scored

*Game- 4, Lionel Martinez vs. Virginia Tech

Tournament- 11, Mike Fuentes

TEAM

Most Runs

Tournament- 67, Florida State

Most Runs Batted In

Tournament- 55, Florida State

Game/Both Teams- 25, Florida State (14) vs. Memphis State (11)

Most Hits

Tournament- 75, Florida State

Game/Both Teams-31, Florida State (15) vs. Memphis State (16)

*Ties Record

During the 1980 South Regional, several individual and team records were tied or set. Number in parenthesis denotes position on list. (next page)

SINGLE GAME INDIVIDUAL

Most Home Runs

2, Mike Yastremski, Florida State (19) vs. Western Kentucky (7) (1 tie)

SINGLE GAME TEAM

Most Runs, Both Teams

26, 19 by Florida State and 7 by Western Kentucky (4)

Most Doubles, Both Teams

8, 4 by Florida State (10) vs. 4 by New Orleans (8) (1 tie)

Most Homeruns

4, Florida State (19) vs. Western Kentucky (7) (1 tie)

Most Homeruns, Both Teams

7, 4 by Florida State (19) and 3 by Western Kentucky (7) (1 tie)

Most Total Bases, Both Teams

51, 32 by Florida State (19) and 19 by Western Kentucky (7) (2)

SEMINOLES IN CHAMPIONSHIP PLAY

Florida State has won seven south region championships since 1956. The first of those first-place finishes came in 1957 and 23 years later, the 15-10 Seminoles swept (3-0) the 1980 tournament to advance to the College World Series. The merit of that accomplishment is best noted in the fact that only one other team has been able to win as many as three regional titles during that period.

The Seminole's 45 regional tournament wins rank them among the nation's elite and only a half-dozen teams in the nation can match the seven trips to the College World Series.

The last time Florida State attended the College World Series was in 1975, when it dropped decisions to Seton Hall (11-0) and Eastern Michigan (2-1).

	<u>App</u>	<u>Won</u>	<u>Lost</u>	<u>Pct.</u>	<u>1st</u>	<u>2nd</u>	<u>3rd</u>	<u>4th</u>
College World Series . . .	6	8	12	.400	0	1	0	1
South Regional	16	45	34	.569	7	3	5	1
South Atlantic Regional . .	1	0	2	.000	0	0	0	1
East Regional	1	0	2	.000	0	0	0	0*

* 6 Team Regional

COLLEGE WORLD SERIES SCORES

1957 Penn State 7, FSU 0	1965 Ohio State 2, FSU 1
Connecticut 5, FSU 3	FSU 3, Texas 2
	St. Louis 5, FSU 3
1962 FSU 5, Santa Clara 1	1970 FSU 4, Arizona 0
FSU 5, Ithaca 4	FSU 6, Dartmouth 0
Michigan 10, FSU 7	Texas 5, FSU 1
Santa Clara 11, FSU 6	FSU 2, Ohio 0
	FSU 11, Texas 2
1963 FSU 5, Michigan 2	So. Cal. 2, FSU 1 (15 inn.)
Arizona 4, FSU 3 (11 inn.)	1975 E. Mich. 2, FSU 1 (10 inn.)
So. Cal. 4, FSU 3	Seton Hall 11, FSU 0

REGIONAL TOURNAMENT RECORD

1956 1-2, Third	1966 3-2, Second
1957 3-1, First	1967 1-2, Third
1958 1-2, Third	1968 3-2, Second
1959 2-2, Second	1970 3-0, First
1961 1-2, Third	1972 1-2, Fourth
1962 4-1, First	1975 3-0, First
1963 3-1, First	1976 1-2, Third
1965 4-1, First	1978 0-2, Third
	1979 0-2, Fifth
	1980 3-0, First

COLLEGE WORLD SERIES OUTSTANDING PLAYER

Gene Ammann, 1970

Gene pitched two complete games, beating Arizona, 4-0, and Texas 11-2. In 18 innings, he gave up eight hits, walked 2 and struck out 18.

CWS ALL-TOURNAMENT TEAM SELECTIONS

Woody Woodward, ss, 1963; Gene Ammann, p., 1970; John Grubb, of, 1970.

NCAA TOURNAMENT RECORDS

(Florida State has set the following NCAA Tournament records in District or CWS play)

MOST STOLEN BASES — Single Game, 5, Dave Nichols vs. Richmond
6-2-72, District 3.

MOST RUNS SCORED — Single Game, 5, Bill Westendick vs. Georgia Tech
6-9-59, District 3, (tied with two others)

MOST TIMES AT BAT, BOTH TEAMS — 102 vs. Southern California, 15 inn-
ings, 6-18-70 (USC 52, FSU 50)

MOST STOLEN BASES, TEAM — 10 vs. Richmond, 6-2-72, District 3

MOST DOUBLES — Single Game, 3, Jeff Hardy vs. Auburn, 5-24-76, South
Region (tied with several others)

THE SOUTH REGIONAL TOURNAMENT: A HISTORY

1980 marked the 27th year for college baseball district or regional playoffs in the Southeast. From 1947-53, the College World Series format did not include a playoff system. District Three playoffs were held for the first time in 1954 and continued until 1975. In 1975, the NCAA adopted the present region playoff system which allocated two regional sites to the Southeast, with the tournaments being held at a host site. Florida State hosted the 1980 South Regional on its Tallahassee campus.

<u>YEAR</u>	<u>CHAMPION</u>	<u>RUNNER-UP</u>	<u>DISTRICT RECORD</u>	<u>CWS RECORD (Place)</u>
1980	Florida State	Western Kentucky	3-0	X
1979	Mississippi State	Murray State	4-1	1-2 (Fifth)
1978	North Carolina	Memphis State	3-1	2-2 (Third)
1977	Clemson	Miami	3-1	1-2 (Fifth)
1976	Auburn	Jacksonville	3-0	0-2
1975	Florida State	Miami	3-0	0-2
1974	Miami	South Carolina	4-1	3-2 (Second)
1973	Georgia Southern	Miami	3-1	1-2
1972	Mississippi	South Alabama	5-1	0-2
1971	Mississippi State	Georgia Tech	3-1	0-2
1970	Florida State	Mississippi State	3-0	4-2 (Second)
1969	Mississippi	North Carolina	3-0	1-2
1968	No. Carolina State	Florida State	3-1	2-2 (Third)
1967	Auburn	Clemson	3-1	2-2 (Fourth)
1966	North Carolina	Florida State	3-1	0-2
1965	Florida State	Furman	4-1	1-2
1964	Mississippi	North Carolina	3-0	0-2
1963	Florida State	Wake Forest	3-1	1-2
1962	Florida State	Wake Forest	4-1	2-2 (Fourth)
1961	Duke	West Virginia	2-0	1-2
1960	North Carolina	Florida	3-0	0-2
1959	Clemson	Florida State	3-0	1-2
1958	Clemson	Florida	4-1	1-2
1957	Florida State	Duke	3-1	0-2
1956	Mississippi	Duke	4-1	2-2 (Third)
1955	Wake Forest	West Virginia	4-1	5-1 (First)
1954	Rollins	Virginia Tech	2-0	3-2 (Second)



MIKE MARTIN
FSU baseball coach

FSU's Martin doesn't curse, or lose often

By GREG LARSON
Times-Union Sports Writer

Florida State baseball coach Mike Martin has spent most of his adult life trying to combine a Christian lifestyle with a ferociously competitive nature.

"I don't use bad language and don't want to hear any, therefore I don't tolerate my players using it," said the man who installed a football blocking dummy in his team's dugout to relieve frustration. "I cannot stand to lose, either, and therefore, I think we should play a perfect game mentally every time out. I can't take it when we throw to a wrong base or are unaggressive.

"More than anything, I like to compete and I want my players to concentrate and be strong competitors."

Martin, the competitor, knew that he had instilled his spirit in his NCAA regional-bound team earlier this week when the Seminoles won two out of three games in a meaningless series against Georgia Southern.

"We go over there after playing six games in three days and already having accomplished our goal, which is the NCAA bid, and we win two games against a tough Georgia Southern team," Martin said. "This team will fight you every time it puts the uniform on and I couldn't be more pleased."

Martin, the Christian, was terribly upset and unable to sleep when it was erroneously reported he had spit in the ear of an umpire during an argument in a game at Troy State.

"Anybody who has his mouth

crammed full of tobacco is bound to have a lot of saliva," said Martin. "The Troy State sports information director [who was covering the game for the wire services] evidently saw some saliva and thought I spit in the umpire's ear. I was real happy when a retraction was printed and the umpire said I was a class guy and we had a class team."

However, Martin does confess to uprooting first base and setting an unofficial NCAA record by heaving it more than 40 feet down the right field line, the result of a bad call that went against the Seminoles at Florida.

"Yeah, but the umpire knew he was wrong and didn't make an attempt to right himself when he knew he should — even the Gators said it was a bad call," Martin said. "Then the ump went over and started laughing and joking with the fans and I couldn't stand it."

"I yelled, 'Yeah, tell them about it,' and he said, 'You're gone!'"

"I said, 'Why?'"

"He said, 'You've got a minute,' I said, 'Start counting.'"

"When he got down to 15 seconds, I grabbed the base because it was the only thing I could find. On my first tug, it didn't come out of the ground and it certainly would have been embarrassing if I couldn't have gotten it out."

Martin is a personal friend and competitor of the previous two FSU coaches, Woody Woodward and Dick Howser, both former major league infielders. There are no "gimmees" when they get together for a round of golf.

There was no "gimnee" for Martin, either, when Woodward resigned to become minor league director of the Cincinnati Reds after the 1978 season. He had brought Martin, who was the basketball coach at Tallahassee Godby, to FSU as his assistant coach and it was assumed that Martin would inherit the Seminoles.

But FSU passed Martin over and opted for Howser, then third base coach with the New York Yankees.

"I competed hard for the job and lost to a personal friend," Martin said. "I was tickled to death when Dick called from New York and said to 'get the team ready and we'll straighten everything out when I get down there after the World Series.'"

"I learned a lot from both Dick and Woody. It was Woody who had confidence in me and gave me a lot of responsibility right away."

Then, after one season, Howser returned to the big leagues as Yankee manager and Martin received the FSU job.

"It was the second biggest moment in my life," he said. "No. 1 is a 4-way tie between marrying my wife Carol and the birth of my three children."

Martin immediately outdid his friends and competitors. His 1980 Seminoles are 48-10, more victories than any Woodward or Howser team posted and one short of the school record set in 1970 when Jack Stallings was the coach. The Seminoles will host the NCAA South Regional which starts next Thursday.

"One of my biggest adjustments was making decisions," Martin said.

"As an assistant, it was easy to make suggestions. I feel for everybody and wish I could play everybody. Some guys are unhappy because they aren't playing, but, unfortunately, some guys are going to be unhappy. I'm going to do what it takes to win and if I have to make somebody unhappy, that's unfortunate."

"My job is to prepare a young man for a career in pro baseball. If we're able to do our job, he's going to be able to fulfill his dream."

Martin was an All-South choice as an FSU centerfielder when he batted .373 in 1976 and signed with the New York Mets for a \$3,000 bonus.

"I really couldn't see well enough at night to play in the pros," he said. "My claim to fame in pro ball is rooming with Nolan Ryan. I'm just glad I wasn't dumb enough to keep hanging on and hanging on."

He quit after three years in the lower minor leagues and started teaching and coaching basketball at Cobb Junior High in Tallahassee and put in a short stint at Tallahassee Community College before moving to Godby.

Donnie DeLoach, the Seminole shortstop who needs just three more doubles to set an NCAA record, has played for Woodward, Howser and Martin.

"Coach Martin didn't have the big-time name, but he's handling situation as well as or better than anybody," DeLoach said. "His nature is to do anything to win. I'd do just about anything for Coach Martin. He's just that type."

Good days are plentiful for Martin

Friday was one of the better days for the man that many call simply *Eleven*, after the uniform number he has long worn on his back.

"I'm kind of excited," said Mike Martin. Florida State's baseball coach had been on the phone talking to Chuck Tanner of the Pittsburgh Pirates.

"I'm going to recruit his son," said Martin. "He said he wanted his boy to come here. That says a lot when the manager of the world champions calls you up and says he's heard a lot of fine things about this school and he wants his boy to play here."

The son, Bruce, was described by Martin as a big left-handed-hitting first baseman.

Martin has had a whole lot of good days lately, and hearing him talk it is as though his cup runneth over.

"I feel like I'm one of the most fortunate people in the world, and I give all the credit to the Lord," he said. "All my children are healthy. I've got the greatest wife in the world. I've got the greatest job in the world and I work for the greatest people in the world."

On Thursday evening at 7:30, in the South Regional Tournament here, he sends his 48-10 Seminoles out to play an opponent that will be announced on Monday. The Seminoles are one short of a school-record number of victories for a single season. Should Florida State win these regionals, it will be playing in the College World Series — at Omaha in early June — for the seventh time.

It is the 18th time a Florida State baseball team has earned an invitation to postseason competition. Year in, year out the Seminoles rank among the nation's very best, and they've never had a losing season.

For Martin, it is his first year as head coach. It only seems like he has been around forever.

When Woody Woodward coached the Seminoles, Martin was there as the assistant who directed traffic at third base, and far more. Last year he filled the same role under Dick Howser.

He played the outfield for the Seminoles in '65 and '66. After a couple of years of pro ball, he returned to Tallahassee, first as basketball coach and assistant football coach at Cobb Junior High. Later, for one year, he coached the only basketball team Tallahassee Community College ever had. Then he became basketball coach at Godby High.

What did Woodward see in him that he would hire a basketball coach as his one and only assistant in '74?

"Well, he knew he could get some shots out of me on the golf course," said Martin.

"Actually, we go back a long ways, been friends a long time. When he bought that lot out in Killbuck to build a house on, my wife and I used to carry water in buckets to help get the little trees growing."

But it was Wes Carter, the old coach, who brought Martin back to Tallahassee in the first place. About through with pro ball, Martin was thinking of taking a job in the Lakeland school system when Carter, then at Cobb, called him out of the blue. Martin can still reel off the names of the starters on three city-championship teams at Cobb.

When Woodward hired him in the fall of '74, it was a part-time position, paying the princely sum of \$2,500 annually. To survive, Martin went back to Cobb and taught physical education.

"I would work at Cobb 7:30 to 2:30," he said. "Then I'd go over to Florida State and work whatever time it took to get the job done, sometimes to 11:30 at night, and I did that for three years."

Now as head coach, holding down one job, he's making \$25,000.

Martin, an intense competitor, seems to be a considerable teacher of baseball.

In 1975, the Seminoles were trying to convert Terry Kennedy from outfielder to catcher. One day Martin took Kennedy out into right field for a low-ball drill.

"The coach stands and throws the ball into the dirt," Martin explained. "It is the catcher's responsibility to block the ball. The balls I threw Kennedy started hitting him on the arms and the legs. He started getting mad. And he would throw the ball back to me harder. The harder he threw, the harder and lower I threw back to him."

Finally, a battered Kennedy called a halt. With tears in his eyes, he said: "Eleven, I don't know if I want a catch."

Martin replied: "Nobody appreciates what a catcher does. They just expect it. This is your ticket to the big leagues."

And it was.

Earlier this season, in a game at Florida, there came, by accounts of both sides, a bad umpiring call. Martin protested quite dramatically. He uprooted the first-base bag from its moorings and heaved it into right

field. Martin was thumbed out of the game. The Seminoles rallied and won big.

Later, in a game at Troy State, a similar hassle followed on the heels of an umpiring call. Martin was thrown out and the game forfeited, culminating a Florida State 20-game winning streak. There were printed reports that Martin spit in the umpire's ear. It never happened, not the spitting part, and later the sports information director responsible for those printed words retracted and apologized.

All of which conveyed an image of Martin, in some quarters, as a rather

extreme fellow. He's not.

Martin does not curse — not really. "I just don't like to hear a lot of swearing," he said. "I'm not put together that way. I use a word or two now and then, but I don't use the Lord's name in vain."

He's a church man. This season Florida State played some Sunday baseball games at 1 p.m. Martin says next year they'll be at 2 p.m., to allow plenty of time for church.

His intensity on the playing field was well reflected the first year he played for Florida State.

There was a game at Clemson, all tied in the ninth inning. Florida State needed to get a man on base. Martin

took a pitch — on the arm — and got on base. But all in vain as Clemson got the Seminoles out. As Martin walked toward his center field position, he couldn't get his glove on. He returned to the dugout. His arm had been broken by that pitch.

An error by the guy that replaced Martin in center field gave Clemson a victory in the 10th inning.

"It was the longest night of my life," said Martin. "I cried like a baby."

It took him about a year to recover from the broken arm, and when he did he was not quite the same. His batting average his second year was higher, however. "But I could not sting the ball like I had been," he said. "I was hitting singles. I didn't impress the pros scouts all that much."

A native of Charlotte, Martin had started with Wingate (N.C.) Junior College. Morris McHone, then a Florida State basketball manager and a Tar Heel like Martin, tipped Fred Hatfield, then FSU baseball coach, on him. Hatfield gave Martin a partial scholarship.

"I can remember coming down here in our '63 Falcon," said Martin, "and I can remember it was one of the real highlights of my life riding back to North Carolina knowing I was going to play for one of the top baseball schools in the country."

Martin says this current Florida State team reminds him lots of Woodward's first team in 1975. "Very loose," he said. "An atmosphere of dependence, one on another. A lot of hustle. They don't quit."

Last fall, on the day that Martin and his wife Carol were moving the last truckload of furniture into a new house, he got a phone call from Howser.

"He told me I had two things going for me now," recalled Martin. "First, the new house. Then, he told me that he was accepting the job as manager of the Yankees and that I would have his job at Florida State."

It turned out that way.

"I just got down on my knees, and thanked the Lord," said Martin.

He figures now he's got much more than a new house.

"I have no thought of ever leaving Florida State," said Martin.



from the sidelines

Bill McGrotha

sports editor

'Pig-Pen' DeLoach plays the game for the fun of it

I have this fantasy: The 1985 baseball season has ended. New York Yankees' owner George Steinbrenner calls his shortstop, Don (Dirt) DeLoach into his office. DeLoach has just won the American League Rookie of the Year award for outstanding fielding, a .314 batting average, and setting a major league record by hitting 68 doubles.

"Dirt," says Steinbrenner, "I'm tearing up your contract. Your new salary is going to be \$400,000 a year."

"Shucks, Mr. Steinbrenner," replies DeLoach. "You don't have to do that. Just pay me the minimum, point me to the field and keep sending my uniform to the cleaners."

College baseball is still a fun thing. The players are still innocent. Sure, a lot of them are hoping to make it to where they play for pay. But the games are played for fun and batting averages are a source of pride, not a determining factor in salary arbitration.

Arbitration. Unions. Reserve clause. Deferred payments and stock options. These are strange and foreign concepts to Don DeLoach and his sort, the guys who play nine innings and then wish there were nine more to be played.

DeLoach is the shortstop for the Florida State baseball team. There are ways to tell which one is Don DeLoach. You can tell from the name and number on the shirt, and you can tell from the dirt.

DeLoach's nickname is "Pig-Pen," because he seems to walk in a cloud of red clay, the kind that rises from the basepaths of baseball diamonds.



MAY 10 1980

Bob Cohn

sportswriter

DeLoach dives to his left for ground balls and he dives to his right. He also slides into bases whenever possible and sometimes swings so hard he falls to his knees.

"Play hard, play to win," is how DeLoach sums up his brief-but-effective philosophy. "I don't like losing in anything."

"There's nothing wrong with going into second base hard," he says. "When I'm at shortstop, I expect it. In fact, if a guy doesn't slide in hard and try to break up the double play, there's something wrong with him."

He apologizes for the overzealous bat-swinging: "I like to hit home runs. Occasionally. It's stupid. I don't know why I do it. But sometimes the ball comes in and my eyes just light up this big," DeLoach says, changing his expression to one of wonderment.

DeLoach has only three home runs this season, compared to nine of a year ago. But he is batting over .370 — last year he hit .325 — and has hit 26 doubles, eight more than anyone else ever hit at Florida State.

DeLoach rolls his eyes when the doubles are mentioned. Everyone, from his family to

(Please see COHN, page 3C)

Cohn

MAY 10 1980

(Continued from page 1C)

strange children, asks him about his propensity for ramming two-baggers.

"It's a timing thing," he says. "Either I'm a little out in front when I hit it down the (third-base) line, or when I hit it in the gap, I'm right on it. When you hit the ball hard, it usually will fall in for an extra-base hit."

DeLoach has what coaches call intensity. It used to be called hustle or determination. Once he played quarterback on a broken ankle for a half a game at Leon High School. "I didn't know it was broken until later," he says.

That injury ended his football career at Leon, but he healed in time for baseball season. DeLoach played the infield and pitched. Pitched? He practically was the entire staff. He had a 17-5 record his senior year, pitching Tuesday, pitching Friday, and once pitching both ends of a doubleheader.

But DeLoach knew his future was in gobbling ground balls, not throwing them. After almost going to the U.S. Naval Academy, he enrolled at Florida State and sat on the bench his freshman year. DeLoach pitched in a few games — he opened the 1978 Metro Conference tournament — but pri-

marily he watched Bobby Benda, now in the Tigers' organization, play shortstop.

"He helped me a lot," DeLoach says. "Mostly my attitude. How to handle certain things, like when you make an error. Don't let it get you down. Be cool. If you blow up at shortstop — you just can't do it. There are too many things you're responsible for."

Except maybe for learning to be a catcher, the education of a shortstop is the most demanding work in baseball. DeLoach naturally worked, and worked some more, and when he was tired, well, you know, just a few more grounders, okay?

He guesses he took about a hundred ground balls a day. Still, there was the question of throwing. High school shortstops don't play nearly as deep as they do in college. Throws became longer.

"It was my arm that I was worried about," says DeLoach. "Then all of a sudden, I was throwing with a lot more authority than I ever did."

DeLoach started every game at shortstop in 1979, and would have done the same this year except for a pulled muscle that forced him into the designated hitter's slot for a couple of games.

Early in the season, there were problems. He committed a grievous error in the second game of the season that cost FSU a victory over Miami.

"For the next week, it was 'Am I going to do it again?'" DeLoach says. And he did, making nine errors in the next 17 games. Then he had it out with himself.

Be cool, remember?

"I said that this was ridiculous," DeLoach says. "Either I'm going to do it, or I'm not."

He has done it. In his last 24 games, DeLoach has committed one error.

"Donny is one of the few athletes I've coached who has improved every day," says his coach, Mike Martin.

Naturally, DeLoach's heart is set on a pro career. But he professes ignorance of the current troubles between major leaguers and the owners, choosing instead to focus on getting to Omaha, Neb., and the College World Series. Not only would that in itself be a thrill, he says, but scouts flock there to size up the talent.

Past that, he expresses the basic cry of so many striving for a shot. "I just want the chance to play," he says.

When the ultimate rewards are a trip to Nebraska, and a big day in front of a dozen scouts, they are still innocent.

Famous names dot Seminoles' roster

MAR 20 1980

By BOB COHN
Democrat sportswriter

Florida State's baseball team has long been a pipeline to the professional ranks, and now the favor is starting to be repaid. In the eyes of the pros, FSU seems to be the right place for continuing higher education in the game.

On this year's Seminole squad, three new players are directly and closely related to names that are attached to some 90 years of professional experience.

The name that raises the most eyebrows is Yastrzemski, but not because it belongs to Mike, a freshman outfielder for the Seminoles. His father, Carl Yastrzemski, the 20-year veteran of the Boston Red Sox, probably is the closest thing there is to a "Mr. Baseball."

George "Birdie" Tebbetts started his pro career in 1934 and played in the major leagues with Detroit and Boston. Tebbetts later managed Cincinnati, Milwaukee and Cleveland and currently is a special assignments scout for the New York Yankees. His son, George, is a utility infielder for FSU.

Then there is Florida State's first All-American, Dick Howser. He's now managing the Yankees, after a year coaching at FSU. Before that, he was a player for three big-league teams, and a coach with the Yanks. His nephew, Eddie Howser, plays for the Seminoles.

Of the three, only Mike Yastrzemski is a starter. At 18, the rightfielder is just beginning to develop as a college player, but even he will tell you that comparisons

with his father at this point are unfair.

"When he was 15 years old, he was playing with guys 21 and 22," Mike Yaz said. "Dad was facing pitchers who threw the ball at 85 miles per hour, what I'm facing now."

Tebbetts and Howser, also an infielder, expect to see more playing time. Tebbetts so far has been slowed by tendinitis in his shoulder, but is coaching at first base and has become a favorite of the Seminole Field bleacher bums. Howser has been a late-inning replacement.

All three decided to come to Florida State essentially because of Dick Howser, who was on the job at FSU for exactly one year.

"I was going to go to Southwestern Louisiana. I had (Please see NAMES, page 3B)



Yastrzemski



Tebbetts



Howser

Names

(Continued from page 1B)
already signed, but I hadn't mailed the papers," said Eddie Howser, a transfer from Palm Beach Community College. "He (Howser) was trying to get another infielder, but he called me and said not to do anything, that the guy might sign with Boston. So I waited."

"Eddie Howser's patience paid off. He said he didn't mind waiting, nor did he object to his uncle's businesslike candor.

"He was real open," Howser said. "That's the way he is. He let's you know what's going on."

"The main reason I came here was Dick Howser," said Yastrzemski, who graduated from Cardinal Gibbons High School in Fort Lauderdale and was approached by Miami, Florida, Southern California and Stanford. "He probably was the most influential coach I talked to. I knew it would be a good program."

Yaz has kept the faith in light of Howser's departure. "As soon as (present coach) Mike Martin stepped

MAR 20 1980

in, I knew it wasn't going to change," he said.

Is being related to names of fame a curse or a blessing? The players insist that they suffer from no overabundance of pressure.

"I know people expect a lot from me," said Yastrzemski, who's batting at a .345 clip for the Seminoles.

"But I like it. If everyone thinks I should be better, it's going to make me work harder to be better. It's motivation."

Tebbetts, a supremely confident sort who insists he will be heard from before the season is over, said the name is an attraction, not a burden.

"A scout will walk into the park and see the names Tebbetts, Yastrzemski and Howser. He'll watch," said Tebbetts, who transferred from Valencia Community College. "Seeing the names, at least he'll give the guys a look.

"But that's all you get is a look. From then on, it's just you. You're out there by yourself."

Said Eddie Howser, "To tell the

truth, I always wanted to come to Florida State because he (Dick Howser) came here. But I don't think I have to do certain things because he did. I don't feel that way at all."

The pressure from outsiders, however, can be tolerated to a greater degree than pressure from within the family. Fathers who succeed often expect the same from their sons. It could have been the roughest on Mike Yastrzemski, whose father is a large block to be a chip off of.

"He understands. But he feels I can be as good as he can, as long as I work hard," Mike said. "That's why I swing the lead bat maybe 100 or 200 times a day.

"Maybe by my junior year, it will come just like that," Yaz said, snapping his fingers. "Last summer I was hitting .210 and now I'm over .300. Dad was like that in college (at Notre Dame, which he attended for a year). In one month, he was hitting it 500 feet."

Carl Yastrzemski had a major say-so in Mike's attending Florida State,

MAR 20 1980

and has paid close attention to his son's progress.

"Let's say I go 0-for-4," Mike Yaz said. "He wants to know why I'm not hitting the ball good. Whether I'm turning my hip, peeking at the ball or if my shoulder is down. He teaches me to analyze myself."

But it's not all business. "He asks me how I'm doing in school, how I like college. If I'm having a good time."

George Tebbetts said he speaks to his father "all the time. At least twice a week. But it's mainly about what he's doing. And they're usually short conversations."

Tebbetts said he wasn't pushed into baseball by his father but was attracted to the game on its own merits. "I just love baseball," he said.

Yastrzemski said it was a matter of hearing little else discussed.

"Ever since I was born I've been around it," he said. "It's been my life. It's like a lawyer talking about cases. My dad came home and talked about baseball. But he's always let me make the decisions."

Fuentes' big bat leads the way for FSU

What Florida State has is the *hittingest* baseball team in school history, which is a little bit of something else, seeing as how there is just one senior in the normal starting lineup.

Excluding the pitchers, catchers Craig Ramsey and Jack Emerick are the lone seniors.

Right now the 41-and-8 Seminoles, ranked this week as the nation's No. 7 team, are hitting a collective .339. That's miles in front of the school-record .321 that the 1955 team hit over a short 23-game schedule.

"We have certainly surprised a lot of people with our bats," said Coach Mike Martin. "I've never seen more come out of a club this young."

Last fall Florida State started placing more stress on *fewer* fly-balls, and more liners plus grounders. "There are no bad hops when you hit it up in the air," said Martin. "The idea was to *think* ground ball. Don't try to hit the ball out of the park. Try to live within your means."

But Florida State has hit the ball out of the park an awful lot.

"That happens a lot," said Martin. "Probably the best ball Lionel Martinez (second baseman) ever hit was 400 feet over the left-center wall — and all he was thinking about was keeping it on the ground."

The hittingest Seminole of them all is junior center fielder Mike Fuentes — pronounce it Fo-wen-tez.

ball team in the fall of '76. There were three cuts. Fuentes survived the first two, but was chopped in the last. The Seminoles were loaded with outfielders. "I thought it was all over," said Fuentes.

But Woody Woodward, then coach, gave him a phone call in the fall of '77 and asked if he would like to try again. The team was short of outfielders. "Yeah, I'll give it a try," Fuentes told him.

In '78 he played a bit behind Mark Gilbert in center field. Last year he took over.

At 6-3 and 190, Fuentes covers lots of ground — in the outfield, on the basepaths, at home plate. He can fly. Last May he won the intramural 100-yard dash, timed in 9.67.

Fuentes is also a fine golfer. "He's probably the best athlete on the squad," said Martin. "Definitely a major-league prospect."

The baseball draft comes in early June. If Fuentes is offered an attrac-



from the sidelines

Bill McGrotha

sports editor

He'll carry a .420 average into the Seminoles' Metro tournament game here Friday at 3 p.m. If he keeps it up, he'll bust the school-record .397 that Craig Patterson hit last year. A handful of ex-Seminoles, including Dick Howser, have hit more than .400 but none show more than 102 at-bats for the season.

tive contract, he will sign, skipping a final year of eligibility at FSU. "There's a lot of interest in him, but it is going to take a *good* contract to get him to leave college," said Martin. "He wants his degree very badly."

Fuentes concurs. He's majoring in accounting, carrying a 3.0 average, and he is thinking of a double major — one in finance, as well.

Last summer Fuentes played for Fairbanks in the Alaska Summer League, perhaps the best amateur league in the country. Fuentes was with the team for nine days of "spring training" in Hawaii.

"They put you up in homes, and families take care of your food and lodging," he said. "They pay your travel expenses back and forth to Alaska. And they get you a job during the day. The games are at night. I had a job as a Little League instructor, and I was paid \$1400 for the summer. They fine you if you don't report to work."

Patterson holds the record for those with more than 200 at-bats.

A year ago Fuentes hit .365, including 16 home runs and 70 runs batted in. He also stole 23 bases — in 23 attempts.

After which, in the fall of '79, Fuentes received scholarship aid for the first time. When Martin succeeded Howser as coach, he rounded it out into a full scholarship.

His father, an accountant, was a Cuban immigrant who came to the Miami area shortly before Fidel Castro rose to power. After his arrival, he married a German immigrant. Fuentes' father died about 10 years ago. His mother was in town over the long weekend to see her son play against No. 1-ranked Miami.

As the Seminoles dropped two of three to UM, Fuentes hit two homers in the first game, two homers in the second game, two singles and a double in the third game. For the series he hit an even .500 and batted in eight runs.

Pretty good for a walk-on.

Out of Coral Gables High, a school that has produced an uncommon number of top athletes, Fuentes enrolled at Florida State because, he said, he had heard good things about the school. But first he visited both FSU and Florida. "I liked it here a lot better," he said. "I also thought if I could make the baseball team here, I could make it anywhere."

He was a walk-on candidate for the base-

The Seminoles play a long, demanding schedule. "You miss a lot of classes," said Fuentes. "You don't get a lot of sleep sometimes. The worst of it, probably, is the long bus rides, but you've got those in baseball's minor leagues, too."

And the best of it? "It is all a lot of fun," says Fuentes.

"On bus trips, he's just an average spades player," says Martin.

If Fuentes is average at the card game, it is perhaps the only thing he's average at in Martin's book.


"We're talking about a class individual," says the coach. "He competes with the books as well as he competes on the baseball field. A very hard worker. He's one of the best center fielders we've ever had here. Reminds me a lot of Carlos Lezcano (ex-Seminole now with the Chicago Cubs) but I think Mike has more power."

"What he is is the type of guy — well, I hope my two daughters marry the type of guy like him one day."

Seminoles Sparked By 'Odd Couple'

TALLAHASSEE, Fla. — The two players have nothing really in common.

One plays the outfield, the other plays infield. One hits for average, the other for power. One was drafted by the New York Yankees before he ever put on a collegiate baseball uniform, the other was a walk-on. What the two players do have in common is a chance to become All-Americans in 1980.




MIKE FUENTES

The two players are Florida State centerfielder Mike Fuentes, a junior, and Seminole first baseman Jeff Ledbetter, a sophomore. This season, the duo has helped lead Florida State to a 21-5 record.

Fuentes, the less heralded of two, is currently leading the team in hitting with a blistering .495 average.

A walk-on in '78, Fuentes saw limited action playing behind All-



JEFF LEDBETTER

South centerfielder Mark Gilbert. With the graduation of Gilbert, Fuentes finally received his chance. Fuentes was voted first team All-Metro, All-Metro Tournament, and first team All-South. He broke the Seminole RBI record with 70 and clouted a very respectable 16 homeruns.

Ledbetter, nicknamed "Treetops" because of his homeruns that clear the tall pines at Seminole Field, made his presence known immediately as a freshman. In his initial season, the stocky sophomore was named All-Metro, All-Metro Tournament and second team All-South. He placed his name in the Seminole record book on the All-Time team as a designated hitter in homeruns (13), hitting (.351) and RBIs (54).

This season, Ledbetter has given up his designated hitter and pitcher role and has been moved to first base. At the plate, his homerun, batting and RBI production are up from last year. In the Seminoles 25 games, "Treetops" has hit 13 homeruns (well on his way to eclipsing the FSU record of 21), batted .382 and has knocked in 41 RBIs.

"I've been a lead-off hitter all my life," says Florida State second baseman Lionel Martinez. "That's the kind of baseball player I want to be. That's the only way I can make it." And make it he has, paving the way for Seminole sluggers to send him scampering home.

First up, first on, first in

By BOB COHN
Democrat sportswriter

Lionel Martinez is a man at peace with himself, fully comfortable with his role in the grand scheme of things.

The grand scheme right now involves the Florida State baseball team, and the NCAA South Regionals that begin Thursday at Seminole Field.

Martinez is the Seminoles' second baseman and second banana. Where he is first is in the batting order. Martinez bats lead-off. His duty is to get on base for the boys who swing the big sticks, who drive in the big runs. Setting the table, it's called.

And he does. Martinez has 71 hits and a school record 70 walks, plus a hit-by-pitch. He is batting .360, but has reached base 142 times in 269 plate appearances for an on-base percentage of .531. He has scored 75 runs.

That is the role defined for the lead-off man: get on base, cross the plate.

"I'm not supposed to drive in runs," said Martinez, who has managed 45 runs batted in anyway. "Or hit home runs (He has hit five.). I've been a lead-off hitter all my life. That's the kind of baseball player I want to be. That's the only way I can make it.

"I have to get on base as much as possible. Hit-and-run, maneuver the bat. Make contact with the ball."

But, as the 70 walks indicate, Martinez sometimes doesn't mind not making contact at all.

"A lot of guys get bleeped-off when they walk," he said. "But I like to walk. I figure that when I walk, it's one less at-bat."

The art of walking is new to Martinez. Last year, playing for Indian River Community College, he walked 23 times the whole season. Yet now he is swinging the bat better than he ever has.

A contradiction? No. It's a matter of being choosy.


"The first time up, I want to see what

"He didn't even have to ask me to sign," Martinez said.

After appearing at FSU for an exhibition game and then at the state junior college tournament in Lakeland, Martinez had showcased his talents enough to become a sought-after commodity. Martin and then-coach Dick Howser were interested.

"Once I heard from them, I didn't worry about hearing from anyone else," Martinez said.

A junior who probably won't be drafted this year — he never has been



Martinez on the move at FSU practice Tuesday

... junior transfer's hits and walks get Seminole offense moving

the pitcher throws," Martinez explains. "I'm only going to hit my pitch. The main thing is that I don't swing at a curve ball unless I have two strikes on me.

"I judge his velocity, see the curve. After that, I look for the fastball in my spot. If he gets outside, or a little high, or a little low, I'm not going to swing."

Martinez this season replaced Craig Patterson, a two-year starter at second base who hit .397 last year and is now playing in the Kansas City Royals' organization.

No one, not Martinez nor his coach, Mike Martin, expected a comparable performance at the plate. But Martin now says that Martinez "has exceeded all expectations.

He's probably the most underrated player on the club."

"He's a very relaxed player," Martin said. "A great attitude. A battler. He's my kind of player."

Martinez wasn't always Martin's, or former coach Woody Woodward's kind of player, though. During his senior year at Tampa Catholic High School, Martinez said, he wrote to Woodward, expressing an interest to come to Florida State.

"I never heard anything from him," Martinez said. In fact, he didn't hear from anyone, except former Florida State player Mike Easom, the coach at Indian River.

and that's a hindrance — Martinez, along with pitcher John Gagnon, is one of the two married players on the club.

Despite his dark features and Spanish-surname, Martinez confesses to scant knowledge of the language. Both of his parents were born in Tampa. A grandfather came from Puerto Rico.

Martinez is a fast-talking needler, a joker, a verbal thorn in the side of teammates who themselves compose a squad marked by a looseness that somehow doesn't unravel.

"Maybe I kid around too much," Martinez said. "On this team, everybody likes to make fun of everyone else. And that's the way I am."

Martinez perhaps is still enjoying the fresh air he was deprived of in high school, playing four years in a stifling environment.

"It was a disciplined program," he said. "When I got to my senior year, I almost hated baseball."

But that was long ago. "I'm having a great time," he said. "I love everything about this. This is the way I want to spend the rest of my life."

JEFF LEDBETTER

'The pitchers don't get me out, I get myself out'

TALLAHASSEE — Jeff Ledbetter is a confident kid. You might even call him cocky.

He doesn't believe there is a baseball pitcher alive who can get him out. When he fails at bat, he thinks he has beaten himself.

"The pitchers don't get me out," said the former Largo star who now is closing in on Florida State University career slugging records with two full seasons still to go, "I get myself out."

There was a time this year when Ledbetter could see nothing short of a record-breaking power season ahead of him.

"I got to the point where I could have destroyed a couple of records," he said. "Then I went up there thinking about it and messed up my swing."

Ledbetter had 14 homers in the first half of the season and seemed almost certain of breaking the FSU season record of 21 held by Terry Kennedy, now backup catcher of the St. Louis Cardinals. And his 56 RBI is only 14 short of the record set last year by teammate Mike Fuentes. Furthermore, his 27 homers in two seasons is only four away from Kennedy's career record.

But all those mind-boggling figures came before the slump. It has been 23 games since Ledbetter hit a home run, and naturally his RBI efficiency has dropped in comparison.

"To put it plainly," said Ledbetter, "I haven't done nothin' in the second half of the season."

That's where mental attitude comes in. "It's concentration," he said. "In some games this year we've been so far ahead, and it's hard to concentrate. I think of other things.



SPORTS COLUMNIST

**RAY
HOLLIMAN**

"But I'm coming out of it now. In the past few games, I've been hitting a lot of balls to the fence, but I'm hitting them to the most distant parts of the park. There have been a couple I can't believe didn't go out. When I'm selective and wait on my pitch, and when I get ahead of the pitcher, I'm going to hit the ball hard somewhere."

Last year, as a freshman, Ledbetter played mostly as a designated hitter. But Mike Martin, who took over for Dick Howser as head coach this year when Howser became manager of the New York Yankees, recognized that problem of concentration and decided to use him at first base.

"Being the designated hitter is very difficult," said Martin. "It's hard for a player to stay in the game that way, and he has to go out and run between innings just to stay warmed up."

"Jeff had only played first base for a week and it looked like he had been there all his life. Starting the day we moved him, we won 20 games in a row."

But what Ledbetter must overcome is himself. The rap against him in high school was that he had a vicious



Ledbetter starred for Largo High School.

temper when things weren't going well, and he admits that he still allows this temper to get the best of him sometimes.

"But I think I've cooled down quite a bit," he said. "It's always myself. I don't get mad at anybody else."

Martin says he has never had a serious problem with Ledbetter. "Sure, he's done a couple of things that we've had to talk about," he said. "But I've never seen any attitude problem. He's a tremendous competitor. If I were a

pro scout, he'd be a No. 1 or No. 2 round draft pick."

At the end of last season, Ledbetter became anxious to become a pro — so anxious that he considered transferring from Florida State to St. Petersburg Junior College so he could be drafted at the end of his second season. But, with the help of Martin's coaxing, he changed his mind, meaning that the pros can't touch him until he completes his junior year.

"A college coach's job is to prepare a man for a career in professional baseball if that's what he wants to do," said Martin. "But to go back to junior college — they all have to realize they can't play pro ball forever. A college education is extremely important."

Martin convinced Ledbetter to stay with just one sentence: "He told me that I would be going to a lower caliber of baseball if I went back to junior college," said Ledbetter. "He had a good point, and that's why I decided to stay."

Ledbetter was drafted after his senior year in high school by the New York Yankees, but it was a low-round selection and Ledbetter balked. It wasn't because of a lack of confidence.

"I thought I was ready when I finished high school," he said. "I didn't think I had that much to learn. But I have learned a lot here."

One thing Ledbetter is learning, even at this moment, is the fine art of working out of a slump.

When he comes to the plate at Seminole home games, the cheering section begins chanting, "Treetops, Treetops." That was the result of a home run last year when "I hit one nine miles in the air and it came down through the lights."

But the homers are coming less frequently. The once haughty average is down to .319. Even Ledbetter realizes the problem is in overstriding, the determination to display the power that will make Florida State records fall.

And working himself out of that mental state is a large part of the college education for a would-be pro baseball player.

His Name Is YAZ, Too, But He's His Own Man

"I guess I'll always be plagued with the name."

— Mike Yastrzemski

By KEN ROSENBERG
Tribune Sports Writer

When your name is Yastrzemski, your game is baseball and your skills are unique. Anonymity is for others.

Like it or not, deserved or not, you're the center of attention.

Mike Yastrzemski's game is baseball and he has more than a little talent. Some say he has big-league talent. He may or he may not, only time will tell.

What he does have, being the son Carl Yastrzemski, a future Hall of Famer, is big-league pressure on a collegiate level.

The pressure rests on the back of his Florida State University uniform and it's spelled out in three letters — YAZ.

Sometimes, the pressure gets to be a little too much.

It was that way Friday night after Son of Yaz, a freshman, struggled through a hitless night in a 12-0 win over the University of South Florida, the latest in a series of hitless, or near hitless, nights. At .265, he was the only Seminole regular batting under .300 at the beginning of the three-game series.

"We were driving back to my house," said FSU third baseman Rick Figueredo, a graduate

of Tampa Plant who is hitting better than .330 in his freshman year, "and all of a sudden Mike started to talk about committing suicide."

"Yeah," laughed Yaz, who is Figueredo's best friend, "I asked him to stop by a hardware store, pick up some cement blocks and drop me off at the nearest bridge. It would've been some story."

That was Friday night.

On Saturday afternoon, the story was different.

FSU had just beaten USF 3-1 in the first game of a double-header at Red McEwen Field behind the four-hit pitching of Rick Hatcher to run its winning streak to 11 games.

The Bulls, however, had rebounded in the nightcap and were leading 3-0 in the fourth inning with right-hander Joe Collins seemingly in control of the situation.

Now, the bases were loaded and two were out. Yastrzemski, the No. 8 hitter in the Seminoles' lineup, was at the plate. If ever there would be a turning point in the game, this would be it. Collins reared back and threw a fastball out over the plate and up in the strike zone. Yaz, a switch-hitter batting his natural left-handed way, jumped on the mistake, got the fat part of the aluminum on the ball, and drilled a shot on the line through the gap in right-center, driving in three runs and paving the way to the downfall of Collins.

The heart was taken out of USF and Collins.

Later, catcher Craig Ramsey and leftfielder Jim Weaver would reach him for two-run homers as FSU went on to score a 14-3 drubbing and hand the Bulls their fifth straight loss. The win was John Wolfer's 12th in as many career decisions. Much of the reason was Yastrzemski's hit.

"Boy, did I need that," said Yastrzemski, a rightfielder. "No, I wasn't struggling a little bit. I was struggling a lotta bit. I was hitting the ball real well early in the year and getting hits all over the place. Then, all of a sudden, the balls stopped dropping even though I was hitting it solid, and I started getting down on myself mentally."

"But today I just went up there and decided to rip away. I went up there with the attitude that if I got a hit, I got a hit; if I didn't, I didn't. The one thing I knew was I wasn't going to get cheated out of my swing. Hitting is all about concentration. It's 90 percent mental, that's one thing my dad taught me."

When your name is Yastrzemski, concentration is one attribute you'd better have, particularly on the road before big crowds.

"It's especially rough when you go into a slump and the fans start ragging you a bit," says Yaz, who stands only 5-foot-10 and weighs 160. "I usually don't notice it unless I step out of the box to look at Martin (Seminole Coach Mike) for signs. But once I step in there, all I hear is a faint roar of the crowd. Once I'm in the box, I just think about attacking the ball, killing it, hitting it."

ting it hard somewhere.

"Just because you're the son of a famous ballplayer doesn't make you a famous ballplayer. You have to earn it. Sure, it helps. Some guys, like Mickey Mantle's son, get drafted because they're sons of famous ballplayers. But that only gets you into the minors. To make it to the majors you have to be sensational in the minors.

"And that's my goal — to make it to the majors. But I'm still a long way off. I'm just a freshman and I have a lot to learn."

He figures to get plenty of opportunity. By matching its season high winning streak of 12 games, FSU raised its record to 30-5, increasing its chances for a postseason tournament. The Seminoles will play Florida at Gainesville on Tuesday night.

The loss was the fifth in a row for Robin Roberts' struggling Bulls, who dropped to 14-19. They host the University of Central Florida on Monday night.

FIRST GAME

FSU	110 000	1	-	3	10	0
USF	100 000	0	-	1	4	1

Hatcher and Emerick; Putnam and Corcoran. 2b- Coffen, Ferita (2).
3b-Emerick.

SECOND GAME

FSU	000 334	4	-	14	16	0
USF	300 000	0	-	3	7	3

Wolter, Smith (6) and Ramsey; Collins, Feninsey (6)
and Cook. 2b-Weaver, Perna, Ferita. 3b-Yastrzemski. Hr-Weaver.
Ramsey. Team records - FSU 30-5, USF 14-18.

DEMOCRAT 5-22-8

Seminoles try to beat playoff jinx

By BOB COHN
Democrat sportswriter

It happens every spring. Suddenly, healthy, athletic young men look upon the world's largest meat-packing center as heaven.

Omaha, Neb., is where they ship the beef and it's also where eight teams are shipped each year during the first week of June for the College World Series.

The potential rewards are twofold: One team will be crowned national champion. That's for pride, worth a lifetime of memories. On the practical side, more than a score of professional scouts will be on hand to survey the talent. An outstanding performance can mean a player will have more than pride and memories to take to the bank.

To make it to the prairie city, a team first must win its regional tournament. There are eight, scattered all over the country. One is right here, at Florida State. Today, in the NCAA South Regionals at Seminole Field, four teams begin scratching and clawing for visitation rights to Omaha.

At 3 p.m., Vanderbilt, the winner of the Southeastern Conference tournament, plays Western Kentucky, which topped the Ohio Valley Conference crown.

Then at 7:30, host and Metro Conference winner Florida State meets the University of New Orleans, a Sun Belt Conference expatriate and the at-large entry in the field.

The tournament is double-elimination, which means a team can afford to lose once but certainly not twice. Play continues Friday and Saturday, at 3 p.m. and 7:30. If necessary, a final game will be played Sunday afternoon.

On paper, the Seminoles are the favorite. They are 48-10, and have beaten some dandy teams — Miami, Georgia Southern, Florida, Tulane and Memphis State.

The game, however, is played on Bermuda grass and red Georgia clay. Baseballs bounce funny, or get caught in breezes and fly over the wall at odd moments. Anything can happen, right?

ncaa baseball

Right. And besides, the history books don't favor the Seminoles, who have lost six straight NCAA regional games since 1976.

Last year, FSU played host to the six-team East Regional. The Seminoles were gracious enough to be the first team eliminated, losing two games and watching from the sidelines as teams like George Washington and Delaware kept playing.

Will this year be different?

"The attitude isn't different but the atmosphere is," sophomore first baseman Jeff Ledbetter said. "Everyone wanted to win (last year), but there were a lot of seniors who put pressure on themselves. They thought if they did well in the tournament, they'd get drafted. Once we got behind, I could tell that everyone was pressing."

"Last year," said junior pitcher Rick Hatcher, "when we had guys not hitting, no one would pick them up. This year, everyone picks up everybody else. Last year, we were depending on one or two guys."

There is quality spread throughout the lineup on this underclassmen-laden team. (Of the non-pitchers, only catchers Craig Ramsey and Jack Emerick are seniors.)

If left fielder Jim Weaver (.364, 16 homers, 67 runs batted in) plays, FSU will have eight starters batting over .300, three with 16 or more homers and six with more than 40 RBIs.

Weaver's status will be questionable right up to game time. His badly-sprained ankle was treated by an acupuncturist Tuesday, and Weaver was reporting improvement Wednesday.

Center fielder Mike Fuentes continues to lead in the big three offensive categories, hitting .411 with 20 homers and 74 RBI. Shortstop Don DeLoach (.375, 27 doubles), second baseman Lionel Martinez (.360, 70 walks) and third baseman Rick Figueroa (.347) all are stinging the ball.

Ledbetter had a good Metro tournament after a terrible slump. He's hitting .319 with 18 homers and 69 runs batted in.

Left-hander Ken Fischer will be the starting pitcher tonight for FSU. The junior is 9-1 with a 2.61 earned run average.

Ed Schneider (8-3) has lost three straight, but still has a 2.91 ERA. Rick Hatcher (9-2, 2.53) and Dick Wiggins (8-3, 3.81) are the other starters.

Ken Smith (4-0, 5.18, 3 saves) is the main man out of the bullpen, but based on Metro performances, Tim Phillips (1-0, 2.36) and David Smalley (1-0, 5.99) can be used with confidence.

John Gagnon adds more bullpen depth, as does Jay Keeler, who beat Georgia Southern last week with a complete game.

The rest of the field:

FSU outlasts New Orleans 10-8

MAY 2, 1980
BY BOB COHN
Democrat sportswriter

Florida State blew an 8-0 lead, but survived with a 10-8 victory Thursday over the University of New Orleans in the first round of the NCAA South Regionals at Seminole Field.

The Seminoles (49-10) play again tonight at 7:30 against the winner of the Western Kentucky-Vanderbilt contest. Those teams met late Thursday night in a game rescheduled from the afternoon because of heavy rain.

(Results of that game are in the Sunrise edition of The Democrat, available at street-sale locations in Tallahassee.)

New Orleans (45-14) dropped to the loser's

bracket and will play the loser of Thursday's late game this afternoon at 3.

Third baseman Rick Figueroa, the FSU freshman who had hit just one homer all season, knocked his second of the season off UNO's Paul Mancuso to break an 8-8 tie in the fifth inning.

Figueroa earlier had hit a run-scoring double in the second, when the Seminoles scored twice and took a 6-1 lead.

Dick Wiggins, the third FSU pitcher, worked the final 4½ innings and got his ninth victory of the season.

The Seminoles made short work of Privateers' ace Joe Housey, who entered the game

with a 10-1 record and a 1.39 earned run average.

Given a 1-0 lead in the first inning, Housey walked two Seminoles, was hurt by an error by second baseman Jeff Cook, and surrendered a two-run triple to Jim Weaver.

Weaver was starting his first game since May 4, when he sprained an ankle against Miami. Rehabilitation was slow, until Weaver visited an acupuncturist Tuesday. He showed his progress by scoring after the relay throw got past third base on his triple, and later rapping two more hits.

"I felt really comfortable," he said, credit-

MAY 2, 1980

ing the acupuncture with "an 80 percent" improvement.

"I felt great up at the plate. But I didn't want to think about my ankle hurting. It was all in my head. So I said to hell with it, and just hit the ball hard."

The Seminoles didn't exactly sting the ball off Housey, but the junior right-hander got into trouble with another walk in the second inning, Figueroa's double and two consecutive hit batsmen.

He was pulled by UNO coach Ron Maestri after pitching just 1½ innings.

Maestri said Housey needs regular work, but had not thrown in competition since beating Tulane May 4.

"That wasn't Joe Housey tonight," Maestri said. "But what can I say? The kid's been super. This was no indication of what he can do. He's the type of kid who's got to throw. He has to pitch."

With FSU leading 5-1, Mancuso relieved Housey and retired the side. Jeff Ledbetter's infield out scored Figueroa with the sixth Seminole run.

The Privateers added a run in the third off FSU starter Ken Fischer, but the Seminoles scored two more runs in the bottom of the fourth on RBI singles by Mike Yastrzemski and Weaver.

Fischer had retired the side in order in the fourth inning and apparently was settling down, but UNO refused to buckle.

Augie Schmidt doubled home one run in the fifth and Howie Brodsky, who had four hits, singled home another to cut the FSU lead to 8-4.

That was all for Fischer as FSU Coach Mike Martin summoned freshman David Smalley. After Kevin McGann's single, John Schiave's two-run double and a walk to Cook, however, it was shower-time for Smalley.

Wiggins, normally a starter, relieved and retired Ronn Dixon. But Tim Jamieson, a .179 hitter before the game, hit a two-run homer to tie the score at 8-8.

Those would be the last runs for UNO. Figueroa hit his homer off Mancuso in the bottom of the fifth, and the Seminoles added an insurance run in the eighth.

UNO outhit the Seminoles 14-12 as Brodsky and Schiave, who drove in four runs, led the assault. The Privateers battled to the finish, when pinch-hitter Kerry Buntrock lined out to shortstop Don DeLoach to end the game with two runners on base.

Wiggins, a senior right-hander, said he wasn't at his best, but the anxious Privateers made things easier.

"They're an aggressive team and they swung at some bad pitches," Wiggins said. "They kind of got themselves in a hole."

The Seminoles employed a solid defense. Center fielder Mike Fuentes robbed Schmidt of an extra-base hit with a running catch in the third inning, and catcher Craig Ramsey threw out three baserunners.

NEW ORLEANS		FLORIDA STATE	
ab	r h bi	ab	r h bi
Schmidt ss	5 2 2 1	Martinez 2b	4 1 1 0
Brodsky rf	5 2 4 1	DeLoach ss	2 0 0 0
McGann 3b	5 1 2 0	Fuentes cf	3 1 0 0
Schiave 1b	5 0 3 4	Ledbetter 1b	5 3 2 1
Cook 2b	2 1 0 0	Yastrzemski rf	4 1 2 1
Marias pr	0 0 0 0	Weaver lf	5 1 3 3
Degen 2b	0 0 0 0	Ramsey c	5 0 1 1
Dixon dh-p	4 0 0 0	Cullen dh	1 1 0 0
Mastranga p	0 0 0 0	Emerick ph	1 0 1 0
Buntrock ph	1 0 0 0	Huff ph	1 0 0 0
Jamieson c	4 1 2 2	Figueroa 3b	4 2 2 2
Thompson lf	4 0 1 0		
Fought cf	3 1 0 0		
Totals	38 8 14 8	Totals	35 10 12 8
New Orleans	101 060 000 — 8		
Florida State	420 210 01x — 10		
E — Cook, Schmidt, Dixon, Fuentes, DP			
— New Orleans 1. LOB — New Orleans 7,			
Florida State 10. 2B — Brodsky, Schiave,			
McGann, Figueroa, Ramsey, Ledbetter,			
Martinez. 3B — Weaver. HR — Jamieson			
(4), Figueroa (2). SB — Brodsky, Schiave,			
Ramsey. S — Martinez, Cullen.			
New Orleans		IP	
		H	R ER BB SO
Housey	1½	2	6 2 3 0
Mancuso (L, 5-4)	3½	5	3 3 2 2
Dixon	2	3	0 0 0 0
Mastranga	1½	2	1 1 0 0
Florida State			
Fischer	4	8	5 5 1 3
Smalley	½	2	2 2 1 0
Wiggins (W, 9-3)	4½	4	1 1 2 1
WP — Mancuso. HBP — by Housey			
(DeLoach), (Fuentes), by Dixon (DeLoach).			
T — 3:20. A — 2,481.			

By BOB COHN
Democrat sportswriter

Martin has selected junior Ed

Other regions, page 13F

"I don't think anyone around here can beat us. Maybe that's a little cocky, but you've got to be a little (Please see NCAA, page 13F)

"They're a good hitting club," Hatcher said. "They hit the ball better than Miami does."

The Seminoles added two runs in the eighth and two more in the ninth when Jim Weaver's line drive skipped past center fielder Don Thomas. Fuentes scored and so did Weaver, who circled the bases with an inside-the-park home run.

FLORIDA STATE				W. KENTUCKY					
	ab	r	h bi		ab	r	h bi		
Martinez 2b	3	2	3	Murphy ss	5	0	0		
DeLoach ss	5	2	0	Thomas cf	2	0	0		
Fuentes cf	5	2	3	Fox 2b	4	1	2		
Ledbetter 1b	6	2	2	Williams 1b	4	2	2		
Yastrzyski rf	4	3	2	McThenny rf	3	2	2		
Weaver lf	5	2	2	Anone dh	4	1	1		
Ramsey c	5	2	0	Pickett 3b	4	0	0		
Cullen dh	1	1	0	Stewart lf	4	1	1		
Emerich ph	1	1	0	Zarate c	3	0	1		
Figueroa 3b	4	2	0						
Totals	42	19	17	Totals	33	7	8		
Florida State				014 003 722 - 19					
W. Kentucky				032 001 010 - 7					
E — Murphy, Fox, DP — Florida State, W. Kentucky 2, LOB — Florida State 6, W. Kentucky 3, 2B — Fuentes, Ramsey, Martinez, Anone, Fox, HR — Yastrzyski 2, Ledbetter, Weaver, Williams 2, McThenny. SB — Stewart. SF — Zarate.									
FLORIDA STATE				IP H R ER BB SO					
Halcher (W, 10-2)				9	8	7	7	3	3
W. Kentucky									
Mason (L, 7-2)	5 1/3	12	8	7	3	3	3		
Rine	1	0	4	4	4	1			
Despauw	2	3	5	5	2	2			
Raymer	1	1	2	2	1	2			
WP — Despauw 2, HBP — by Despauw (Yastrzyski). Balk — Halcher. T — 2:47.									
- 2:16.									

Seminoles win a berth in nationals

By BOB COHN
Democrat sportswriter

The first thing Mike Martin wanted so badly was the job. He got it.

The next thing the new Florida State baseball coach yearned for was a berth in the College World Series.

With thunder bumping and lightning crackling in the distance, Florida State stormed past Western Kentucky 10-5 Sunday night to win the NCAA South Region baseball tournament at Seminole Field.

The game was scheduled for 2 p.m., but rain pushed it back to 4:30 p.m. Then more rain and a soaked field created a 7:30 p.m. starting time. The weather threatened, but the clouds never opened up during the game.

FSU, 51-10, departs either Tuesday night or Wednesday morning for Omaha, Neb., and the eight-team tournament that starts Friday.

The Seminoles' opponent in the 8 p.m.(CDT) game will be Texas or Hawaii. Those teams played Sunday night for the Central Region title.

The Seminoles won the regional in three straight

games, giving Martin the rare distinction of piloting a team to the national tournament in his first season.

Coincidentally, the last FSU team to make it to Omaha was coached by then-rookie coach Woody Woodward in 1975. Martin was an assistant then, when the Seminoles dropped two straight.

"I'm just so doggone happy right now I can't believe it," Martin said, after some equally-ecstatic fans gave him a shoulder ride.

He characterized his team with the word, "togetherness."

"There's no way you can single out any one player," he said. "It's impossible. You can start with one and go all the way down the list."

Martin took over for Dick Howser last October when Howser left to manage the New York Yankees. A year earlier, Martin was stung when he was passed over for the post in favor of Howser when Woodward departed for a front-office position with the Cincinnati Reds.

Martin inherited a team of new faces and unproven talent on the major college level. Two of them contributed heavily in the final game.

Junior lefthander Ed Schneider, a transfer from Indian River Community College, pitched 8½ innings against the explosive Hilltoppers, the champs of the Ohio Valley Conference.

Schneider allowed 10 hits and five runs, but kept Western from achieving the big inning. It was Schneider's first victory after three straight losses.

"I had a lot more energy tonight. I didn't die out," Schneider said. "My legs didn't tire."

Second baseman Lionel Martinez, a teammate of Schneider last year at Indian River, gave the Seminoles a big boost with a three-run homer in the second inning off Western starter Ben

Jones. Martinez finished with five runs batted in.

Not known for his home runs — he had hit five — Martinez lofted a fly ball to right-centerfield that struck the top of the wall and bounced over.

"I had a little different philosophy," said the junior, who this year set the FSU record for walks in a season.

"Normally, I take the first pitch. But all I had to do was hit the ball hard. I said to myself that if I get a fastball on the first pitch, I'll swing. It just hit the bat right."

Western, a team that battled back from a 19-7 loss to FSU to beat New Orleans Saturday night, fought back again. The Hilltoppers scored two runs in the fourth inning on a run-scoring single by Rick Alfonso, and Schneider's first of three wild pitches.

In the fourth, Craig Ramsey's solo home run and Martinez's infield out gave FSU two more runs and a 5-2 lead.

The Seminoles broke the game open in the fifth. Two walks and Jeff Ledbetter's bloop single loaded the bases. Jim Weaver hit into a force for one run, and after Ramsey walked to re-load the bases, Jack Emerick hit a bullet down the third base line.

Third baseman Ron Rocco made a nifty backhand stop and tagged third for a force out, but his throw was wide of first base. Two runs scored on the play and FSU led 3-2.

Western first baseman Mike Williams hit a two-run homer in the seventh to cut the FSU lead to 8-4. It was Williams' third homer in two games against the Seminoles, and gave him a total of 23 for the season.

FSU scored two runs in the eighth and Western added one in the ninth. With one out and runners on first and second in the final inning, Martin brought Ken Smith in to relieve Schneider. The senior righthander induced Williams to hit into a double-

play, ending the game and setting off a wild celebration on the soggy infield.

After the game, FSU rightfielder Mike Yastrzemski was selected the tournament Most Valuable Player. The freshman went 0-for-4 in the final, but had a big day Saturday, hitting two homers against Western and driving in four runs. He also had two hits and an RBI in the Seminoles' 10-8 victory over New Orleans Thursday.

The Hilltoppers ended their season at 47-13-1. Western also has a rookie coach, Joel Murrie, a former player at the University of Florida.

Western won two games in the tournament, beating Vanderbilt 15-4 Thursday, and New Orleans 4-3 Saturday immediately after the Seminoles had bombed them.

"That didn't bother the team at all," Murrie had said before playing FSU again. "We tell our players to play hard, that we're gonna kick some tail and get ours kicked too. But whatever we do, don't die."

Western didn't die, nor did their vocal, towel-waving fans who made the trip from Bowling Green, Ky.

Three other regionals determined representatives to the College World Series.

In the Mideast, Nebraska beat Brigham Young, 12-4.

In the Atlantic, Clemson topped South Carolina, 17-12.

And in the Northeast, St. John's beat Harvard 6-3.

Four regionals were still in progress late Sunday night. In addition to the Texas-Hawaii game, Arizona was playing Gonzaga in the West, and California was playing Nevada-Las Vegas in the Midwest.

The East Region in Miami, held up by two days of rain, continues today. The Miami Hurricanes are in the winner's bracket.

W. KENTUCKY		FLORIDA STATE	
	ab r h bl		ab r h bl
Murray ss	5 0 1 0	Martinez 2b	2 1 1 5
Stuart cf	5 0 3 1	DeLoach ss	5 0 1 0
Fox 2b	3 1 0 0	Fuentes cf	3 1 0 1
Willms 1b	4 2 2 2	Ledbetter 1b	5 1 1 0
McThenny rf	4 0 1 0	Yastrzmski rf	0 0 0 0
Alfonso dh	4 1 2 1	Weaver if	4 2 1 1
Rocco 3b	3 0 0 0	Ramsey c	3 1 1 1
Zarale c	3 0 0 0	Emerick dh	4 3 3 1
Anderson if	3 1 1 0	Figueredo 3b	4 1 2 0
Harris pr	0 1 0 0		
Totals	34 5 10 4	Totals	34 10 10 8

Western Kentucky	000 200 201 — 5
Florida State	030 230 02X — 10

E — Rocco 2, DeLoach. DP — Florida State 3. LOB — Western Kentucky 7, Florida State 9. 2B-DeLoach, Emerick. HR — Williams (23), Martinez (6), Ramsey (5) SB—Weaver. SF — Martinez.

	IP	H	R	ER	BB	SO
Western Kentucky						
Jones (L, 5-2)	6	8	8	7	6	5
Rine	2	2	2	1	0	2
Florida State						
Schneider (W, 9-3) 8 1/3	10	5	5	6	6	
Smith 2/3	0	0	0	0	0	
WP — Schneider 3, T — 2:36, A — 2:44.						

Virginia Tech stuns FSU 12-4

By BOB COHN
Dulles, Va. Staff Writer

MAY 10 1980

metro
spring championships

Florida State fell victim to a four-home run barrage by Virginia Tech and lost to the Hokies 12-4 Friday night in the Metro Conference baseball tournament at Seminole Field.

Top-seeded FSU dropped to the losers' bracket and played Louisville late Friday night. An FSU victory would mean the Seminoles play Tulane today at 3 p.m. at Seminole Field.

An FSU defeat to Louisville means the Seminoles are out of the tournament.

The only two unbeaten teams in the tournament, Memphis State and Virginia Tech, play today at noon at Seminole Field.

At 7:30 tonight, the Memphis State-Virginia Tech loser plays the winner of the 3 p.m. game, either Florida State, Louisville or Tulane.

Third-seeded Memphis State (30-13) stayed in the winner's bracket with a 7-2 victory over No. 2 seed Tulane Friday afternoon.

Cincinnati and St. Louis are eliminated from further action. The Bearcats lost 10-3 to Tulane and Louisville beat the Billikens 8-3.

All games Friday were delayed two to four hours by rain in the morning and early afternoon.

The Seminoles began the evening with Ed Schneider on the mound. The junior lefthander was 8-1 with a 1.91 earned run average. But the Hokies (29-16) were hardly impressed.

Virginia Tech starter Mike Rhodes, on the other hand, settled down after early shakiness. He allowed two meaningless singles in the ninth inning after holding FSU hitless since the fourth.

Rhodes went all the way to get his eighth victory of the season.

Schneider left the game in the fourth and

game in as many days

Schuler came in to relieve starter Jeff Williams in the fifth and pitched the final 4½ innings. He allowed no runs on five hits to nail down his sixth victory against eight losses.

The Tigers grabbed a 3-0 lead after three innings off loser Frank Wills. They held on as the Green Wave scored two in the fifth, then put the game away with three runs in the seventh inning.

Wills lasted into the eighth inning before being relieved by John Perrett.

Dale Logan, who had hit a double and triple Thursday, had three hits for the Tigers — all singles — against the Wave. Ralph Garrett and Gary Williams each drove in a pair of runs.

Billy Vogt had three hits for Tulane, which outhit the Tigers, 10-9, but also committed three errors to one for MSU.

TULANE		CINCINNATI	
ab	r h bi	ab	r h bi
Zelenka 2b	5 1 2 0	Hodge cf	5 0 2 0
Sch'mann rf	4 0 1 0	Kuzniczki 3b	3 1 1 0
Stokes 3b	5 1 1 3	Braun ss	3 0 0 0
Dozier c	3 2 1 0	Harris dh	2 2 1 1
Vogt ss	4 1 2 0	Mazzaro 1b	4 0 1 0
Hrapman dh	3 1 1 1	Thorman rf	5 0 3 1
Raliff lf	3 1 0 1	Dauer lf	5 0 0 0
Cambo 1b	5 0 0 0	Gioiosa 2b	5 0 3 1
Olsen cf	4 3 3 4	Fields c	2 0 0 0
Delaune rf	1 0 0 0	Bibbo ph	1 0 0 0
		Colyer c	1 0 0 0
		Williams ph	1 0 0 0
Totals	37 10 11 9	Totals	38 3 11 3

Tulane 102 300 211 — 10
Cincinnati 000 010 110 — 3

E — Mazzaro, Zelenka. LOB — Tulane 8, Cincinnati 5. 2B — Zelenka, Olsen, Hodge, Harris. HR — Stokes, Olsen. 2B — Kuzniczki, Dozier, Zelenka. SF — Raliff, Harris.

Tulane		Cincinnati	
IP	H R ER BB SO	IP	H R ER BB SO
Kampen (W, 8-1)	8 11 3 3 5 5	Riley	0 0 0 0 0 0
O'Brien (L, 4-3)	3½ 7 6 5 0 3		
Haas	4½ 4 3 3 2 3		
Gant	1 0 1 1 3 0		

HBP — by O'Brien (Raliff), by Kampen (Harris, Kuzniczki). WP — O'Brien 2, Haas, Kampen, Gant. T — 2:40.

MAY 10 1980

Louisville sent St. Louis packing by overcoming a 3-0 Billikens' lead and scoring all its runs in the final three innings.

Rick Siriano, the nation's home run leader, belted his 24th of the season for Louisville. The centerfielder also doubled and singled.

Steve Kerrick, the Cards' shortstop, added his second homer of the tournament and also had three hits.

Mark Webb hit a solo homer for the Bills' and drove in two of their three runs.

Steve Carbone got the pitching victory in relief of Tom Miller. Carbone pitched the final four innings, allowing no runs and two hits.

Starter John Tiernan lost for St. Louis. He was relieved by Nick Jans in the Cards' five-run seventh.

Tulane rebounded from its defeat to Memphis State with a sound whipping of Cincinnati.

LOUISVILLE		ST. LOUIS	
ab	r h bi	ab	r h bi
Malone 2b	2 1 1 0	Cash lf	5 0 1 0
DIT'maso 3b	3 1 1 1	Woods 1b	5 1 2 0
Siriano cf	5 2 3 3	Sprick cf	4 0 1 0
Roberts c	5 0 1 0	Finnegar c	4 0 1 0
Miles rf	4 0 0 0	Webb 2b	4 1 2 2
Kerrick ss	4 1 3 2	Duncan ss	4 0 0 0
Casmen lf	5 0 0 0	Murray dh	4 1 1 0
Davidson lf	3 2 1 0	Warfield 3b	2 0 1 1
Belza dh	3 1 1 1	Hirstein rf	2 0 1 0
Copetes c	0 0 0 0	Carlson ph	1 0 0 0
Safrin ph	0 0 0 0	Kilman pr	0 0 0 0
Totals	34 8 11 7	Totals	35 3 10 3

Louisville 000 000 512 — 8
St. Louis 001 110 000 — 3

E — DiTommaso, Kerrick 2, Webb. DP — Louisville 4, St. Louis 2. LOB — Louisville 8, St. Louis 12. 2B — Belza, Siriano. 3B — Murray. HR — Webb, Siriano, Kerrick. S — DiTommaso, Carlson, Belza.

Louisville		St. Louis	
IP	H R ER BB SO	IP	H R ER BB SO
Miller	5 8 3 3 2 0		
Carbone (W, 3-1)	4 2 0 0 3 2		
Tiernan (L, 2-7)	6 4 4 4 7 2		
Jans	3 7 4 3 0 0		

WP — Tiernan 2, Miller, Carbone. T — 2:31. A — 222.

Tulane's Billy Kampen won his eighth against one defeat. Bob O'Brien took the loss for the Bearcats.

MEMPHIS STATE		TULANE	
ab	r h bi	ab	r h bi
Garrett rf	4 1 1 2	Sch'mann rf	4 1 0 0
Logan 2b	5 1 3 0	Delaune rf	0 0 0 0
Anderson ss	3 1 1 1	Vogt ss	5 0 3 0
Williams 1b	4 0 1 2	Stokes 3b	4 0 2 0
Smith cf	5 1 2 0	Dozier dh	5 1 0 0
Pearson 3b	5 0 0 1	Relif lf	5 0 1 1
Reilly dh	3 1 0 0	Olsen cf	4 0 2 0
Barkley lf	4 0 0 0	Hrapman 2b	2 0 0 0
Webster c	3 2 1 0	Cambo 1b	4 0 1 0
		Reginelli pr	0 0 0 0
		Lane 1b	0 0 0 0
		Morse c	4 0 1 0
Totals	36 7 9 6	Totals	37 2 10 1

Memphis State 021 000 310 — 7
Tulane 000-020 000 — 2

E — Vogt, Cambo, Wills, Anderson. DP — Tulane 2. LOB — Memphis State 10, Tulane 12. 2B — Webster, Vogt, Raliff. SB — Webster 2.

Memphis State		IP		H R ER BB SO	
4½	5	2	2	2	1
Williams	4½	5	0	0	1
Schuler (W, 7-8)	4½	5	0	0	1
Tulane					
Wills (L, 5-3)	7½	9	7	4	7
Perrett	1½	0	0	0	1
WP — Wills. HBP — by Williams					

(Scheuermann.)

VIRGINIA TECH		FLORIDA STATE	
ab	r h bi	ab	r h bi
Rupe lf	5 1 1 2	Martinez 2b	3 0 0 1
Preisser 2b	5 1 2 2	DeLoach ss	4 1 1 0
Phillips 3b	2 3 0 0	Fuentes cf	4 0 1 1
Stubbs 1b	5 2 1 1	Lebetter 1b	4 0 0 0
Stewart rf	5 1 2 3	Ramsey c	4 0 0 0
Folt ss	4 1 3 3	Emmerich dh	4 1 2 0
Aldrich dh	5 0 0 0	Yastrzmski rf	1 2 1 1
Mitchell cf	5 0 1 0	Huff lf	4 1 1 0
Smith c	3 3 2 1	Figuerado 3b	4 0 2 1
Totals	39 12 13 12	Totals	34 4 8 4

Virginia Tech 214 104 000 — 12
Florida State 120 100 000 — 4

Virginia Tech		Florida State	
IP	H R ER BB SO	IP	H R ER BB SO
Rhodes (W, 8-3)	9 8 4 4 3 2		
Schneider (L, 8-2)	3½ 7 6 5 2 0		
Gagnon	1½ 2 3 3 2 0		
Wolfer	0 2 1 1 1 0		
Phillips	3½ 2 0 0 0 2		

WP — Schneider. T — 2:23.

FSU splits to stay alive

MAY 10 1980

By BOB COHN

Democrat sports writer

metro spring championships

Florida State stayed alive in the Metro Conference baseball tournament Friday night, defeating Louisville 13-1 at Seminole Field.

Mike Fuentes slugged two home runs for the Seminoles, now 42-9. Second baseman Lionel Martinez added five hits.

FSU left-hander Ken Fischer threw five shutout innings to pick up the victory, raising his record to 8-2. Tim Phillips came on to pitch the final four innings.

Earlier, the Seminoles dropped a 12-4 decision to Virginia Tech to send them to the loser's bracket.

Today at noon, Virginia Tech meets Memphis State. FSU plays Tulane this afternoon at 3. The winner of that game plays again at 7:30 p.m. and meets the loser of the noon game between Memphis State and Virginia Tech.

Third-seeded Memphis State (30-13) stayed in the winner's bracket with a 7-2 victory over No. 2 seed Tulane Friday afternoon.

Cincinnati and St. Louis are eliminated from further action. The Bearcats lost 10-3 to Tulane and Louisville beat the Billikens 8-3.

All games Friday were delayed two to four hours by rain in the morning and early afternoon.

The Seminoles began the evening with Ed Schneider on the mound. The junior lefthander was 8-1 with a 1.91 earned run average. But the Hokies (29-18) were hardly impressed.

Virginia Tech starter Mike Rhodes, on the other hand, settled down after early shakiness. He allowed two meaningless singles in the ninth

inning after holding FSU hitless since the fourth. Rhodes went all the way to get his eighth victory of the season.

Schneider left the game in the fourth and was followed to the mound by John Gagnon, John Wolfer and Phillips.

Only Phillips could solve the Hokies, pitching the final 3½ innings and giving up two hits and no runs.

Tech second baseman Mike Preisser set the mood with a solo homer in the first inning for a 1-0 Tech lead. It was the first homer of the season for Preisser.

Schneider hurt himself, making the first of two errors that led to another Hokies' run.

The Seminoles (41-9) scored once in the bottom of the inning on Mike Fuentes' run-scoring double to cut the Tech lead to 2-1.

Preisser doubled home Tech's third run in the second inning, but FSU tied the game in the bottom of the second on a run-scoring double by Rick Figueroa and an infield out.

The Hokies blew the game open in the third with four runs. Schneider threw a double-play grounder into centerfield and Jimmy Foit, the next hitter, hit a three-run homer. Two outs later, Chip Smith homered for a 7-3 Tech lead.

(Please see BASEBALL, page 3C)

Rick Siriano, the nation's home run leader, belted his 24th of the season for Louisville. The centerfielder also doubled and singled.

Steve Kerrick, the Cards' shortstop, added his second homer of the tournament and also had three hits.

Mark Webb hit a solo homer for the Bills' and drove in two of their three runs.

Steve Carbone got the pitching victory in relief of Tom Miller. Carbone pitched the final four innings, allowing no runs and two hits.

Starter John Tiernan lost for St. Louis. He was relieved by Nick Jans in the Cards' five-run seventh.

Tulane rebounded from its defeat to Memphis State with a sound whipping of Cincinnati.

Centerfielder Johnny Olsen hit two homers and drove in four runs and third baseman David Stokes homered and drove in three runs for the Green Wave.

Tulane's Billy Kampen won his eighth against one defeat. Bob O'Brien took the loss for the Bearcats.

The game was suspended because of darkness after eight innings at Florida High, and completed at Seminole Field before the Florida State-Louisville contest.

The rest of the game was batting practice. Brian Rupe added a homer in the sixth for the Hokies, who had 13 hits. Foit later doubled and finished with three hits.

Memphis State pulled a minor upset, knocking off Tulane as Mark Schuler won his second game in as many days.

Schuler came in to relieve starter Jeff Williams in the fifth and pitched the final 4½ innings. He allowed no runs on five hits to nail down his sixth victory against eight losses.

The Tigers grabbed a 3-0 lead after three innings off loser Frank Willis. They held on as the Green Wave scored two in the fifth, then put the game away with three runs in the seventh inning.

Billy Vogt had three hits for Tulane, which out-hit the Tigers, 10-9, but also committed three errors to one for MSU.

Willis basted into the eighth inning before being relieved by John Perrett. Dale Logan, who had hit a double and triple Thursday, had three hits for the Tigers — all singles — against the Wave. Ralph Garrett and Gary Williams each drove in a pair of runs.

MEMPHIS STATE				TULANE			
ab	r	h	bi	ab	r	h	bi
Garrett rf	4	1	1	Sch'mann rf	4	1	0
Logan 2b	5	1	0	Delaune rf	0	0	0
Anderson ss	3	1	1	Vogl ss	5	0	3
Williams 1b	4	0	1	Stokes 3b	4	0	2
Smith cf	5	1	2	Dozier dh	5	1	0
Pearson 3b	5	0	1	Retiff lf	5	0	1
Reilly dh	3	1	0	Olsen cf	4	0	2
Barkley lf	4	0	0	Hrapman 2b	2	0	0
Webster c	3	2	1	Cambo 1b	4	0	1
				Reginelli pr	0	0	0
				Lane 1b	0	0	0
				Morse c	4	0	1
Totals	36	7	9	Totals	37	2	10

Memphis State	021	000	310	—
Tulane	000	020	000	—
E — Vogt, Cambo, Willis, Anderson. DP				
— Tulane 2. LOB — Memphis State 10.				
Tulane 12. 2B — Webster, Vogt, Retiff. SB — Webster 2.				

Memphis State				Tulane			
IP	H	R	ER	BB	SO		
Williams	4½	5	2	2	2	1	
Schuler (W, 7-8)	4½	5	0	0	1	3	
Tulane							
Willis (L, 5-3)	7½	9	7	4	7	6	
Perrett	1½	0	0	0	1	1	
WP — Willis. HBP — by Williams							
(Schueermann).							

Louisville				St. Louis			
ab	r	h	bi	ab	r	h	bi
Malone 2b	2	1	1	Cash lf	5	0	1
DiT'asso 3b	3	1	1	Woods 1b	5	1	2
Siriano cf	5	2	3	Sprick cf	4	0	1
Roberts c	5	0	1	Finnegar c	4	0	1
Miles rf	4	0	0	Webb 2b	4	1	2
Kerrick ss	4	1	2	Duncan ss	4	0	2
Casmen 1b	5	0	0	Murray dh	4	1	1
Davidson lf	3	2	1	Warfield 3b	2	0	1
Belza dh	3	1	1	Hirstein rf	2	0	1
Copeles c	0	0	0	Carlson ph	1	0	0
Safrin ph	0	0	0	Kilman pr	0	0	0
Totals	34	8	11	Totals	35	3	10

Louisville	000	000	512	—
St. Louis	001	110	000	—
E — DiT'asso, Kerrick 2, Webb. DP				
— Louisville 4, St. Louis 2. LOB — Louisville				
8, St. Louis 12. 2B — Belza, Siriano. 3B —				
Murray. HR — Webb, Siriano, Kerrick. SS —				
DiT'asso, Carlson, Belza.				

Louisville				St. Louis			
IP	H	R	ER	BB	SO		
Miller	5	8	3	3	2	0	
Carbone (W, 3-1)	4	2	0	0	3	2	
St. Louis							
Tiernan (L, 2-7)	6	4	4	4	7	2	
Jans	3	7	4	3	0	0	
WP — Tiernan 2, Miller, Carbone. T —							
2:31. A — 222.							

Virginia Tech				Florida State			
ab	r	h	bi	ab	r	h	bi
Rupe lf	5	1	1	Martinez 2b	3	0	1
Preisser 2b	5	1	2	DeLoach ss	4	1	0
Phillips 3b	2	3	0	Fuentes cf	4	0	1
Stubbs 1b	5	2	2	Ledbetter 1b	4	0	0
Stewart rf	5	1	2	Ramsey c	4	0	0
Foit ss	4	1	3	Ermerick dh	4	1	2
Aldrich dh	5	0	0	Yastrzmski rf	3	1	2
Mitchell cf	5	0	1	Huff lf	4	1	1
Smith c	3	3	2	Figueroa 3b	4	0	2
Totals	39	12	13	Totals	34	4	8

Virginia Tech	124	104	000	—
Florida State	120	100	000	—
E — Schneider 2. DP — Virginia Tech 1.				
LOB — Virginia Tech 5, Florida State 5. 2B				
— Preisser, Foit, Fuentes, Yastrzmski, Figueroa. 3B — Stubbs. HR — Preiser, Foit,				
Smith, Rupe. SB — Martinez.				

Virginia Tech				Florida State			
IP	H	R	ER	BB	SO		
Rhodes (W, 8-3)	9	8	4	4	3	2	
Schneider (L, 8-2)	3½	7	8	5	2	0	
Gagnon	1½	2	3	3	2	0	
Wolfer	0	2	1	1	1	0	
Phillips	3½	2	0	0	0	2	
WP — Schneider. T — 2:23.							

Tulane				Cincinnati			
ab	r	h	bi	ab	r	h	bi
Zelenka 2b	5	1	2	Hodge cf	5	0	2
Sch'mann rf	4	0	1	Kuzniczki 3b	3	1	1
Stokes 3b	5	1	3	Braun ss	3	0	0
Dozier c	3	2	1	Harris dh	2	2	1
Vogl ss	4	1	2	Mazzaro 1b	4	0	1
Hrapman dh	3	1	1	Thorman rf	5	0	3
Retiff lf	3	1	0	Dauer lf	5	0	0
Cambo 1b	5	0	0	Giolosa 2b	5	0	3
Olsen cf	4	3	3	Fields c	2	0	0
Delaune rf	1	0	0	Bibbo ph	1	0	0
				Colver c	1	0	0
				Williams ph	1	0	0
Totals	37	10	11	Totals	38	3	11

Tulane	102	300	211	—
Cincinnati	000	010	110	—
E — Mazzaro, Zelenka. LOB — Tulane 8.				
Cincinnati 5. 2B — Zelenka, Olsen, Hodge,				
Harris. HR — Stokes, Olsen 2. SB — Kusniczki, Dozier, Zelenka. SF — Retiff, Harris.				

Tulane				Cincinnati			
IP	H	R	ER	BB	SO		
Kampen (W, 8-1)	8	11	3	3	5	5	
Riley	1	0	0	0	0	0	
Cincinnati							
O'Brien (L, 4-3)	3½	7	6	5	0	3	
Hass	4½	4	3	3	2	3	
Gant	1	0	1	1	3	0	
HBP — by O'Brien (Retiff), by Kampen							
(Harris, Kuzniczki). WP — O'Brien 2, Hass,							
Kampen, Gant. T — 2:40.							

By BOB COHN
Democrat spokeswoman

It didn't.

FSU, 44-9, made it to the Metro finals for the fourth

But DeLoach will play. He had three hits in the first game Saturday against Tulane, the defending Metro champ. The Seminoles rocked three Green Wave pitchers for 14 hits in all.

Second baseman Lionel Martinez reached base six straight times on a double and five walks, and scored four runs. Fuentes drove in three runs to give him a total of 11 RBI for the tournament.

Memphis State, meanwhile, breezed past Virginia Tech

Smith began the season in the starting rotation, but switched with Hatcher. The move worked out for both. Hatcher is a nine-game winner and Smith became the rock of the bullpen.

It was Jones, a third baseman, who served up the home-run pitch to Pressgrove.

(Please see **BASEBALL**, page 3F)

Late Friday										
FLORIDA STATE					LOUISVILLE					
	ab	r	h	b1		ab	r	h	b1	
Malnease 2b	6	1	5	4	Malone 2b	5	0	2	1	
DeLoach ss	5	2	2	1	DiTMSO 3b	4	0	0	0	
Tebbelts ss	1	0	0	0	Siriano cf	4	0	0	0	
Fuentes cf	5	3	2	5	Roberts c	3	0	0	0	
Ledbetter 1b	5	0	0	0	Langford c	1	0	0	0	
Keck 1b	1	0	0	0	Miles rf	3	0	1	0	
Ysyrzmskirf	4	2	2	0	Kerrick ss	4	0	0	0	
Ramsey c	2	1	1	2	Cashen 1b	4	0	0	0	
Emeriek c	1	0	0	0	Davidson lf	3	1	0	0	
Cullen dh	2	2	0	0	Plesac dh	4	0	0	0	
Huff lf	3	1	1	0						
Figueredo 3b	2	1	1	0						
Howser 3b	1	0	0	0						
Totals	38	13	13	13	Totals	35	15	1	1	
Florida State					343	210	000	-13		
Louisville					000	000	100	-1		
E — DeLoach, Keck, Tebbelts, Davidson 2 — Kerrick, Malone, DP — Louisville 2, LOB — Florida State 9, Louisville 6, 2B — Yas- trzemski, Martinez, Plesac, Miles, HR — Fuentes 2 (16), SB — Huff, SF — Figueredo, Ramsey.										
					IP	H	R	ER	BB	SO
Florida State										
Fischer (W, 8-1)					5	2	0	0	2	3
Phillips (S, 1)					4	3	1	0	0	3
Louisville										
Sterchi (L, 5-5)					2	8	8	8	1	1
Strong					1 1/2	2	4	4	5	1
Safran					3 2/3	3	1	0	1	2
Neichter					2	0	0	0	2	1
T — 2:40.										

FLORIDA STATE				VIRGINIA TECH			
	ab	r	b		ab	r	b
Martinez 2b	1	4	1	Rupe lf	4	1	2
DeLoach ss	2	3	1	Preisser 2b	5	1	1
Tebbelts ss	1	0	0	Phillips 3b	6	1	2
Fuentes cf	5	2	2	Stubbs 1b	5	1	1
Leadbetter lf	6	1	2	Stewart rf	4	0	1
Ramsey c	6	1	1	Folt ss	3	1	2
Yastrzskir f	4	0	0	Aldrich dh	4	1	1
Cullen dh	2	1	1	Allich cf	3	0	0
Hower ph	1	0	0	Helgeson cf	0	0	0
Huff lf	4	0	1	Mason ph	1	0	0
Figueredo 3b	4	1	2	Smith c	2	0	0
				Krynitsky c			
Totals	36	13	11	Totals	37	6	11
Florida State					340	003	200
Virginia Tech					000	200	004
E — DeLoach 2, Wiggins, Folt 2, Stubbs,							
Rupe, DP — Florida State 3, LOB — Florida							
State 12, Virginia Tech 6, 2B — Leadbetter,							
Martinez, Phillips, 3B — Phillips, HR —							
Stubbs, SF — Yastrzskir, Figueredo							
					IP	H	R
Florida State							
Wiggins (W, 8-3)	9	11	6				
Virginia Tech							
Patton (L, 4-1)	4	5	9				
Chellis	3	5	4				
Sieve	2	0	0				
HBP — Cullen 2 (by Patton, by Chellis),							
Smith (by Wiggins). WP — Patton 2, Chellis,							
Sieve. T — 2-53.							

TULANE				FLORIDA STATE			
	ab	r	h bi		ab	r	h bi
Zelenka 2b	5	1	10	Martinez 2b	3	2	1
Schmann rf	4	1	3	DeLoach ss	5	3	3
Delauere rf	0	0	0	Fuentes c	5	1	1
Stokes 3b	4	0	10	Lebetter 1b	4	1	1
Dozier c	3	0	0	Ramsey c	5	1	1
Morse c	2	0	0	Emerick dh	2	0	1
Hrappmann dh	4	1	12	Weaver dh	1	0	0
Vogl ss	4	1	2	Tebberts pr	0	0	0
Reliff lf	3	1	2	Ystrzmski rf	5	0	1
Cambo 1b	4	0	10	Huff lf	4	1	1
Olsen cf	4	0	10	Figueroa 3b	4	2	3
Totals	37	5	12	Totals	36	12	14
Tulane				011 011 010			
Florida State				400 340 100	= 12		
E = Dozier, Zelenka, Figueroa, Yastrzemski, DP = Florida State 2. LOB = Tulane 8.							
Florida State 7. 2B = Reliff, Figueroa, 3B = Huff, Figueroa. HR = Hrappmann, Fuentes. SF = Hrappmann.							
Tulane				IP			
				H	R	E	BB
Maack (L, 6-3)	2½	5	4	4	2	1	
Perrel	3½	6	5	5	2	2	
Murphy	4	3	3	2	1		
Florida State							
Halcher (W, 9-2)	9	12	5	5	3	5	
WP = Perrel, Murphy 3. T = 2-25.							

VIRGINIA TECH				MEMPHIS STATE					
	ab	r	h	bi		ab	r	h	bi
Rude lf	5	1	1	0	Garrett rf	4	1	1	0
Pressler 2b	4	1	0	0	Logan 2b	4	3	2	0
Phillips 3b	3	1	1	2	Anderson ss	6	3	3	0
Stubbs lb	4	0	1	1	Williams lb	5	3	3	5
Stewart rf	4	1	3	0	Smith cf	4	2	2	0
Ford ss	5	1	1	0	Pearson 3b	5	0	0	1
Adams dh	4	0	0	0	Reilly dh	4	1	2	1
Mitchell cf	4	0	2	1	Barkley if	4	0	1	0
Smith c	4	0	0	0	Webster c	4	1	2	1
Keintzki pr-c	1	0	0	0					
Totals	36	5	10	4	Totals	40	14	15	12
Virginia Tech						020	010	020	5
Memphis State						525	020	00x	14
E — Logan, Pressler, Wesneski 2, Phillips 2, Gilbert, DP — Virginia Tech 11, Memphis State 3, LOB — Virginia Tech 12, Memphis State 10, 2B — Stewart, Mitchell, Anderson, Williams 2, 3B — Smith, Webster, HR — Williams, Anderson, SB — Phillips.									
		IP	H	R	ER	BB	SO		
Virginia Tech									
DeLong (L,4-4)	3½	5	5	5	0	0			
Heidig	1½	7	7	7	4	2			
Wesnesky	5½	3	2	1	4	0			
Memphis State									
Gilbert (W,5-1)	9	10	5	5	8	9			
WP — Gilbert, Heidig, Wesneski. T — 3-07.									

Sluggin' Seminoles pound out title

MAY 12, 1980

By BOB COHN
Democrat sportswriter

Mike Fuentes wears glasses, majors in accounting and never raises his voice, even when angry — which isn't often.

He is slender and not the least bit menacing in appearance.

But put him on a baseball field and Mike Fuentes becomes a brute, a one-man wrecking crew, and not least of all, a very unpleasant fellow to pitch to.

Sunday, Fuentes helped Florida State win the Metro Conference baseball tournament by defeating Memphis State twice, 14-11 and 11-7. The Seminoles (46-9) thus qualified for the NCAA South Regionals May 23-25. The site will be announced today and it could be Seminole Field. FSU played host to the East Regionals last year, and word is that the NCAA approved of the job.

To be in this position, the Seminoles had to win five straight games after falling to the loser's bracket Friday.

They did, thanks to Fuentes and a strong supporting cast. The Seminoles' junior center fielder hit three homers and drove in eight runs Sunday — six in the first game — to cap a dazzling three-day hitting exhibition.

For the tournament, Fuentes had 11 hits, including six home runs, and drove in 19 runs.

That earned him not only the award as the tournament's most valuable player, but he also was selected as the outstanding athlete of the four-sport Metro spring championships.

There were other components of the victorious effort.

Shortstop Don DeLoach played with an arm it hurt to raise, but he still collected four hits and performed courageously at shortstop.

Second baseman Lionel Martinez and third baseman Rick Figueroa always seemed to get the big hit when the Seminoles needed it.

And freshman David Smalley twice stepped out of the bullpen to relieve tired starters Ken Smith and Ken Fischer.

But mainly it was Fuentes, cut from the squad three years ago, who picked the Seminoles up when they were down and kept them up when they got there.

"There's no one who deserved those awards more than Mike Fuentes," FSU coach Mike Martin said. "First for the kind of young man he is and second for his unbelievable performance in the tournament."

Before the first game, Fuentes was complaining about difficulties at the plate.

"I didn't feel I was hitting the ball real good," he said afterward. "So I decided to just swing the bat. A couple of times their pitchers were getting behind (in the count) and they threw it right down the middle. That helped get my confidence back."

Fuentes shared hero honors with Jeff Ledbetter in a thoroughly won first game that FSU had to win to force a final-game playoff.

Trailing 11-9 in the bottom of the ninth, FSU loaded the bases with none out. Fuentes hit the first pitch from Tigers' reliever Blair Gilbert into center field for a single, scoring two runs and tying the game.

DeLoach stood at second and Fuentes was on first. Ledbetter lofted a fly ball to left field that got caught in the breeze. Joe Barkley drifted back, then smacked into the wall and fell to the ground.

Where was the ball? Ledbetter didn't know.

"I didn't know what was going on," he said. "Fuentes was saying, 'We won the game, we won the game!'"

But Fuentes said he didn't know, either.

"When he (Ledbetter) hit the ball, I knew Donny would try to tag up and get from second to third," Fuentes said.

"As soon as I saw him (Barkley) go down, I went back to first to tag. I saw Ledbetter rounding the bag. He passed me. Then he kept pushing me to go forward. But I ran back to the bag, in case he did catch it."

But Barkley didn't catch it. The ball dropped over the wall for a three-run homer and the Seminoles had won.

Barkley, it turned out, banged his head against the concrete and blacked out for a brief time.

"I don't remember falling," he said, holding a bag of ice he was applying to his neck. "The next thing I knew, I was on the ground."

Barkley said center fielder Phil Smith told him he missed the ball by "three or four inches."

Ledbetter's opposite field hit, his 16th homer of the season, removed the goat horns he had sprouted earlier.

The first baseman muffed an easy grounder in the eighth after Memphis State already had tied the game 9-9 on homers by Smith and Scott Pearson off FSU starter Ken Smith.

Rich Webster, who hit the ball through Ledbetter's legs, eventually scored for a 10-9 Tigers' lead.

Memphis State scored another run in the ninth to lead by two, before the Seminoles stormed back.

Freshman David Smalley got the final two outs in the ninth for FSU and wound up with the first victory of his college career.

The advantage had wavered between the two teams.

The Tigers scored three runs in the top of the first, but the Seminoles — with Fuentes hitting a two-run homer — tied it in the bottom of the inning.

It was 6-6 after four innings, but FSU went ahead in the seventh on run-scoring hits in the seventh by Ken Huff, Martinez and DeLoach.

Then the Tigers tied the score with their four in the eighth. Smith's homer came after he already had doubled twice and tripled.

The Seminoles bombed the Tigers early in the second game. Fuentes hit a two-run homer in the first inning, Mike Yastrzemski smacked a grand slam in the third and Ledbetter hit a solo homer in the fourth.

FSU led 10-1 after five innings, with Fischer coasting to his ninth victory of the season in 10 decisions, and second win of the tournament.

The Tigers scored late, closing to 11-7 in the eighth on Ralph Garrett's three-run homer. But Smalley came in and effectively pitched the final 1½ innings.

Fischer, Fuentes, and infielders Lionel Martinez and Rick Figueroa made the all-tournament team for FSU.

They were joined by Memphis State infielders Dave Anderson, Dale Logan and Gary Williams, outfielder Phil Smith, pitcher Mark Schuler and catcher Richard Webster.

Others on the team were outfielder Rick Siriano and catcher Joe Roberts of Louisville, designated hitter Sam Dozier of Tulane and outfielder Jim Stewart of Virginia Tech.

First game

MEMPHIS STATE	ab r h bi	FLORIDA STATE	ab r h bi
Garrett rf	4 1 2 0	Martinez 2b	5 4 3 2
Logan 2b	4 1 3 2	DeLoach ss	5 2 3 2
Anderson ss	5 1 1 0	Fuentes cf	6 3 4 6
GWilms p-dh	5 3 2 0	Ledbetter 1b	5 1 2 3
PSmith cf	5 2 4 5	Ramsey c	3 0 0 0
Pearson 3b	4 1 2 3	Yastrzemski rf	3 1 1 0
Barkley lf	4 0 1 0	Cullen dh	2 1 0 0
Webster c	5 1 0 0	Weaver pf	1 0 0 0
Bailey 1b	3 1 0 0	Huff lf	5 1 1 1
Reilly ph	1 0 0 0	Figueroa 3b	4 1 2 0
Schuler p	0 0 0 0		
Hellums ph	0 0 0 0		
Totals	40 11 15 10	Totals	39 14 16 14

Memphis State 302 100 041 — 11

Florida State 210 202 415 — 14

None out when winning run scored.

E — Webster, J. Williams, Figueroa, DeLoach, Ledbetter. DP — Memphis State 1, Florida State 1. LOB — Memphis State 7, Florida State 11. 2B — T. Smith 2, Pearson, Martinez, Huff. 3B — T. Smith, DeLoach. HR — T. Smith, Pearson, Fuentes 2, Ledbetter. SB — Yastrzemski, Martinez, DeLoach. S — Yastrzemski 2. SF — Pearson, Logan.

IP	H	R	ER	BB	SO
Memphis State					
G. Williams	2	3	4	3	2
J. Williams	3½	4	2	2	1
Schuler	2½	5	3	3	0
Gilbert (L, 5-2)	0	4	5	5	1
Florida State					
Smith	7	12	9	7	1
Hatcher	1½	3	2	2	0
Smalley (W, 1-0)	½	0	0	0	2

HBP — by Hatcher (Garrett), by Williams (Cullen), by Schuler (Ramsey). WP — Schuler. PB — Ramsey. Balk — GWilms, T — 3:35.

Second game

FLORIDA STATE	ab r h bi	MEMPHIS STATE	ab r h bi
Martinez 2b	4 1 2 1	Garrett rf	5 1 1 3
DeLoach ss	5 1 1 0	Logan 2b	5 0 3 0
Fuentes cf	4 2 1 2	Anderson ss	3 1 1 1
Ledbetter 1b	5 3 3 1	Williams 1b	4 1 1 0
Ramsey c	4 1 1 0	Pearson 3b	5 0 1 0
Yastrzemski rf	5 2 2 4	Hellums lf	4 1 1 1
Cullen dh	3 1 2 1	Smith cf	5 1 1 1
Huff lf	3 0 0 0	Reilly dh	4 2 3 2
Figueroa 3b	5 0 1 0	Webster c	3 1 1 1
Totals	38 11 12 9	Totals	38 7 13 7

Florida State 215 111 000 — 11

Memphis State 000 013 030 — 7


E — DeLoach, Figueroa, Pearson 2. DP — Florida State. LOB — Florida State 9, Memphis State 8. 2B — Logan, Webster. HR — Fuentes, Yastrzemski, Ledbetter, Garrett.

IP	H	R	ER	BB	SO
Florida State					
Fischer (W, 9-1)	7½	11	7	6	2
Smalley	1½	1	0	0	1
Memphis State					
Litano (L, 4-1)	2½	6	8	7	2
Williamson	6½	7	3	3	5

Balk — Litano. HBP — by Litano (Martinez). T — 2:55.

THE METRO CONFERENCE

Florida State Returns to World Series



MIKE MARTIN

**1980 Metro
Coach of the Year**

A LOOK AT FLORIDA STATE

Consistency has been the key word for the Seminoles during the 1980 campaign--consistency in all phases of the game.

The pitching staff, headed during the regular season by Ed Schneider (the Metro's Pitcher of the Year after winning his first eight games), has been steady with four hurlers with nine or more triumphs. Right-hander Rick Hatcher has the team's most wins with a 10-2 mark and a 3.04 ERA. Schneider, a left-hander, is 9-3 with a 3.14 ERA. Lefty Ken Fischer is currently manager Mike Martin's No. 1 man with a 9-1 mark and a 3.04 ERA. Right-hander Dick Wiggins rounds out the starting rotation with a 9-3 record and a 3.71 ERA.

Offensively, the Seminoles have been a terror. With a team batting average of .340, Florida State has mixed timely hitting with three power hitters to average close to 11 runs per game.

Second baseman Lionel Martinez leads off and is

hitting .371, but his on-base percentage is well over .500. Don DeLoach at shortstop, hits second with a .362 average and is one of the nation's leaders in doubles with 28.

Then three players, Mike Fuentes (the Metro Tournament's Most Valuable Player), Jeff Ledbetter and Jim Weaver, follow with averages of .404, .319 and .368 respectively. More importantly, however, is the power the threesome provides. Fuentes has 20 home runs, while Ledbetter has 19 and Weaver 17.

Catcher Craig Ramsey (.281) and two freshmen Mike Yastrzemski (.311) and Rick Figueredo (.358) round out the lineup for Martin. Yaz, the son of Boston Red Sox great Carl Yastrzemski, was the South Regional's Most Valuable Player last weekend.

Fischer, Schneider, DeLoach, Martinez, Fuentes, Weaver and Ramsey were all named to the Metro's All-Conference first team.

THE SEMINOLES

President: Dr. Bernard Sliger

Faculty Representative: Dr. James T. Jones

Acting Athletic Director: Phillip R. Fordyce

Head Coach: Mike Martin (Florida State, 1966)

Career Record: 51-10, 1st year

Assistant Baseball Coaches: Jim Morris, Bill Fuller (graduate assistant)

Enrollment: 22,000

Nickname: Seminoles

Colors: Garnet and Gold

1979 Record: 43-17-1

Sports Information Director: Mark Carlson

Assistant Sports Information Director: Glenn Greenspan

NO.	NAME	POS.	B-T	HT.	WT.	CL.	HOMETOWN
2	Jim Weaver	of	L-L	6-4	200	Jr.	Holmes Beach, Fla.
4	Lionel Martinez	2b	R-R	5-9	160	Jr.	Tampa, Fla.
6	Jeff Ledbetter	p-of	L-L	6-2	210	So.	Largo, Fla.
8	Mike Yastrzemski	of	S-R	5-10	160	Fr.	Highland Beach, Fla.
9	Jack Emerick	c	R-R	5-11	185	Sr.	Waukegan, Ill.
10	Ken Huff	of	S-R	5-10	170	Jr.	Columbus, Ga.
12	Rick Figueredo	3b	R-R	5-11	175	Fr.	Tampa, Fla.
17	Ed Schneider	p	L-L	6-1	190	Jr.	Cincinnati, Ohio
18	George Tebbetts	inf	R-R	5-11	155	So.	Anna Maria, Fla.
20	Don DeLoach	ss	R-R	5-10	170	Jr.	Tallahassee, Fla.
21	Craig Ramsey	c	R-R	5-10	175	Sr.	Atlanta, Ga.
22	John Gagnon	p	R-R	5-11	180	Sr.	Lantana, Fla.
26	Ken Smith	p	R-R	6-3	200	Sr.	Hollywood, Fla.
29	Mike Fuentes	cf	R-R	6-3	190	Jr.	Coral Gables, Fla.
33	Rick Hatcher	p	R-R	6-0	195	Jr.	Marianna, Fla.
39	Dick Wiggins	p	R-R	6-3	205	Sr.	St. Petersburg, Fla.
42	Mike Cullen	of	L-L	5-8	180	Jr.	Detroit, Mich.
43	Jay Keeler	p	R-R	6-1	175	Jr.	Miami, Fla.
44	Tim Phillips	p	R-R	5-11	170	Jr.	Tallahassee, Fla.
46	David Smalley	2b	L-L	6-0	170	Fr.	Ft. Lauderdale, Fla.
47	Ed Howser	2b	R-R	5-9	160	Jr.	West Palm Beach, Fla.
49	Ken Fischer	p	L-L	5-9	160	Jr.	Lincoln, Mass.

11 Mike Martin, Head Baseball Coach

3 Jim Morris, Asst. Baseball Coach

5 Bill Fuller, Graduate Assistant



RECORD-SETTING YEAR FOR FLORIDA STATE

It has been a truly remarkable year for the Florida State Seminoles baseball team.

Termed a rebuilding year before the campaign began, all the Seminoles have done is set a school record with their current total of 51 victories with a team that featured five new faces from last year's team that finished with a 43-17-1 record and advanced to the NCAA East Regional playoffs.

Also, first-year skipper Mike Martin, the Metro's 1980 Coach of the Year, was handed the head coaching job only last October after Dick Howser accepted the New York Yankee manager's position.

Said Martin before the South Regional in which the Seminoles won in three straight games: "If you would have told me back in February this team would have 48 (now 51) wins in May I would have bet you anything, including my house against it."

Still, Florida State took the hard way advancing to the NCAA playoffs. After a regular season that featured at one time a 20-game winning streak, the Seminoles, the

Metro's No. 1 seeded team for the conference's tournament, lost their first game 12-4 to Virginia Tech.

But behind an awesome offensive showing, the Seminoles battled back through the loser's bracket to capture the tournament by winning five games by a combined score of 63-30. It was the Seminoles second Metro Conference baseball championship.

By winning the Metro crown, Florida State received an automatic bid to the NCAA playoffs and hosted the South Regional. Using the momentum it picked up in the Metro tournament, the Seminoles captured their seventh regional championship in relatively easy fashion: 10-8 over the University of New Orleans and 19-7 and 10-5 over Western Kentucky University.

"It has been a very satisfying season because the team has displayed great unity," Martin said. "Each player has a heavy dependency on the other. We expect a lot from everyone involved in our program--starting with the coaching staff and going to the equipment manager. The players adapted to their roles better than any club I've ever been associated with."

1980 ALL-METRO CONFERENCE FIRST TEAM

Pitchers

Ken Fischer, Florida State
Ed Schneider, Florida State
Joe Pursell, Tulane
Frank Wills, Tulane
Blair Gilbert, Memphis State
Mike Rhodes, Virginia Tech

Infielders

Don DeLoach, Florida State
Lionel Martinez, Florida State
Jack Kuzniczki, Cincinnati
Jim Braun, Cincinnati
Dave Anderson, Memphis State
Jim Woods, St. Louis
David Stokes, Tulane
Jay Phillips, Virginia Tech

Outfielders

Mike Fuentes, Florida State
Jim Weaver, Florida State

Rick Siriano, Louisville
Dan Sprick, St. Louis
Johnny Olsen, Tulane

Designated Hitters

Craig Ramsey, Florida State
Darryl Harris, Cincinnati

Catchers

Joe Roberts, Louisville
Sam Dozier, Tulane

SECOND TEAM

Pitchers

Rick Hatcher, Florida State
Bob O'Brien, Cincinnati

Infielders

Jeff Ledbetter, Florida State
Rick Figueredo, Florida State
Steve Kerrick, Louisville
Walt Cashen, Louisville
Carlos Cambo, Tulane
John Duncan, St. Louis
Franklin Stubbs, Virginia Tech

Outfielders

Rick Dauer, Cincinnati
Phil Smith, Memphis State
Carl Schuerman, Tulane
Joe Mitchell, Virginia Tech

Designated Hitters

Dan Hirstein, St. Louis
Mike Cullen, Florida State

Catchers

Jack Emerick, Florida State
Tony Fields, Cincinnati

METRO CONFERENCE BASEBALL STANDINGS

	W	L	PCT.
*Florida State	51	10	.836
Tulane	29	12	.707
Memphis State	31	15	.674
Louisville	38	21	.667
Virginia Tech	29	17	.630
Cincinnati	18	19	.486
St. Louis	17	25	.405

*Competing in College World Series

TOURNEY REVIEW

SEMINOLES WIN SECOND METRO TITLE

To no one's surprise, Florida State walked away with its second Metro Conference baseball championship during the recent Metro tournament held on its home field at Seminole Field in Tallahassee, Fla.

The surprise, however, was how the Seminoles accomplished their feat. Florida State, the tournament's No. 1 seed, lost its opening-round game to Virginia Tech 12-4 in the winner's bracket semifinals.

But with adversity staring them in the face, the Seminoles bounced back to win five consecutive games to gain the automatic bid to the NCAA playoffs which goes to the Metro champion.

The Seminoles triumph marked the first time in league history that the host school for the tournament had won the conference tournament championship.

After the loss to the Hokies, the Seminoles bounced back quickly. Paced by the powerful hitting of center fielder Mike Fuentes, the tournament's Most Valuable Player, the Seminoles eliminated Louisville 13-1. Fuentes hit two home runs and had five RBI in the game. Ken Fischer pitched five innings for the victory as the Seminoles opened up a 13-0 lead.

Next came an opportunity to avenge the loss to the Hokies. In the loser's bracket semifinals, Florida State

bombed Virginia Tech 13-6 despite being out-hit 11-8. Tech pitchers added 11 walks and the Hokies committed four errors as Dick Wiggins pitched a complete-game victory.

In the loser's bracket finals, the Seminoles ousted defending champion Tulane on Rick Hatcher's 12-hitter. FSU won 12-5 as Fuentes belted yet another home run. Don DeLoach and Rick Figueredo both pounded out three hits in the victory.

Earning a berth in the finals, the Seminoles were three outs away from losing to Memphis State. But in the bottom of the ninth inning, Florida State exploded for five runs to edge the Tigers 14-11. The game-winning hit came off the bat of Jeff Ledbetter who blasted a three-run opposite-field home run.

Forcing a second game in the double-elimination tournament, the Seminoles routed the Tigers in the championship contest. Breaking out to a 11-1 lead, the Seminoles coasted behind the pitching of Ken Fischer and David Smalley. Fuentes, who hit six home runs in six games in the tourney, Ledbetter and Mike Yastrzemski all homered for the winners.

Fuentes was joined by Lionel Martinez, Figueredo and Fischer on the Metro All-Tournament team.

1980 METRO TOURNAMENT RESULTS

FIRST ROUND

Memphis State 14, St. Louis 6
Virginia Tech 10, Cincinnati 6
Tulane 11, Louisville 9

LOSER'S BRACKET FIRST ROUND

Louisville 8, St. Louis 3

WINNER'S BRACKET SEMIFINALS

Memphis State 7, Tulane 2
Virginia Tech 12, Florida State 4

LOSER'S BRACKET SECOND ROUND

Florida State 13, Louisville 1

WINNER'S BRACKET FINALS

Memphis State 14, Virginia Tech 5

LOSER'S BRACKET SEMIFINALS

Tulane 10, Cincinnati 3
Florida State 12, Tulane 5

LOSER'S BRACKET FINALS

Florida State 13, Virginia Tech 6

CHAMPIONSHIP--FIRST GAME

Florida State 14, Memphis State 11

CHAMPIONSHIP--SECOND GAME

Florida State 11, Memphis State 7

1980 METRO ALL-TOURNAMENT BASEBALL TEAM

Outfield

Mike Fuentes, Florida State
Phil Smith, Memphis State
Rick Siriano, Louisville
Jim Stewart, Virginia Tech

Infield

Lionel Martinez, Florida State

Rick Figueredo, Florida State
Dave Anderson, Memphis State
Dale Logan, Memphis State
Gary Williams, Memphis State

Catcher

Joe Roberts, Louisville
Richard Webster, Memphis State

Designated Hitter

Sam Dozier, Tulane

Pitcher

Ken Fischer, Florida State
Mark Schuler, Memphis State

OUTSTANDING PLAYER OF THE TOURNAMENT

Mike Fuentes, Florida State

SOME FACTS ABOUT THE SEMINOLES

FLORIDA STATE--THE TEAM

- + Won second Metro Conference tournament championship by battling back to win five straight games after an opening-round loss.
- + Became the first host team to win the Metro tournament championship.
- + Ran off a 20-game winning streak during the regular season, one shy of the Florida State record.
- + Finished the regular season with a 29-8 record against Division I competition.
- + The 51 victories breaks the old school record of 49 for most wins in a year.
- + Has been the NCAA tournament 18 times--more than any other Metro school.

- + Becomes the first Metro team to advance to the College World Series in the Conference's five-year history.

MIKE MARTIN

- + The initial first-year coach to ever guide a team to the Metro championship.
- + Selected Metro Coach of the Year.
- + A 1966 graduate of Florida State, Martin joined the Seminole staff in 1975 as an assistant to then-coach Woody Woodward and continued under Dick Howser last year.
- + Played three years of professional baseball in the New York Mets and Detroit Tigers organizations.



METRO TEAMS IN NCAA TOURNAMENT PLAY

	College World Series Record							Tournament Record			
	Yrs.	W	L	1st	2nd	3rd	4th	Yrs.	W	L	Pct.
Cincinnati (1956-61-67-71-74)								5	4	9	.308
Florida State (1956-57-58-59-61-62-63-65-66-67-68-70-72-75-76-78-79-80)	7	8	12	0	1	0	1	18	45	38	.542
Memphis State (1976-78)								2	4	4	.500
St. Louis (1963-64-65-66)	1	2	2	0	0	1	0	4	5	7	.417
Tulane (1979)								1	0	2	.000
Virginia Tech (1954-69-76-77)								4	3	8	.273

METRO CONFERENCE CHAMPIONSHIPS

1976

Site: Memphis, Tenn.

Louisville 6, Georgia Tech 3
Tulane 4, Cincinnati 1
Memphis State 2, St. Louis 1
Tulane 6, Louisville 2
Memphis State 15, Tulane 1
(Championship)

1977

Site: Memphis, Tenn.

First Round

Florida State 5, Louisville 2
Georgia Tech 3, St. Louis 2
Memphis State 5, Cincinnati 0
Memphis State 9, Georgia Tech 2
Florida State 12, Tulane 4
St. Louis 4, Cincinnati 3

Second Round

Louisville 15, Georgia Tech 3
Tulane 7, St. Louis 2
Tulane 9, Louisville 2
Florida State 10, Memphis State 2
Tulane 4, Memphis State 1

Finals

Tulane 4, Florida State 3
Florida State 11, Tulane 1
(championship)

1978

Site: Tallahassee, Fla.

First Round

Cincinnati 17, Tulane 12
Louisville 10, St. Louis 4
Florida State 4, Georgia Tech 3

Second Round

Georgia Tech 8, St. Louis 5
Louisville 4, Florida State 3
Memphis State 10, Cincinnati 8
Florida State 3, Tulane 2
Georgia Tech 6, Cincinnati 5

Third Round

Memphis State 9, Louisville 7
Florida State 8, Georgia Tech 4
Florida State 7, Louisville 5

Final

Memphis State 10, Florida State 9
(championship)

1979

Site: Tallahassee, Fla.

First Round

Cincinnati 8, Memphis State 4

Virginia Tech 9, St. Louis 2
Tulane 11, Louisville 4

Second Round

St. Louis 11, Louisville 10
Tulane 4, Virginia Tech 3
Florida State 13, Cincinnati 3
Memphis State 5, Virginia Tech 1
Cincinnati 5, St. Louis 4

Third Round

Tulane 10, Florida State 5
Memphis State 18, Cincinnati 5
Florida State 11, Memphis State 1

Final

Tulane 5, Florida State 2
(championship)

YEAR-BY-YEAR BASEBALL STANDINGS

1976

	W	L	PCT
Memphis State	32	11	.744
Tulane*	29	14	.628
Louisville	29	24	.547
Cincinnati	19	31	.380
Georgia Tech	12	22	.353
St. Louis	15	30	.333

*One tie game

NCAA PLAY

	W	L	PCT
Memphis State	1	2	.333

1977

	W	L	PCT
Tulane	32	10	.762
Florida State	27	13	.740
Memphis State	34	14	.708
Georgia Tech	18	11	.621
St. Louis	30	19	.612
Louisville	27	27	.500
Cincinnati	15	23	.395

NCAA PLAY

None

1978

	W	L	PCT
Memphis State	40	9	.816
Florida State	44	18	.710
Louisville	27	16	.628
Tulane	25	18	.581
Georgia Tech	13	14	.481
Cincinnati	21	24	.467
St. Louis	20	32	.385

NCAA PLAY

	W	L	PCT
Memphis State	3	2	.600
Florida State	0	2	.000

1979

	W	L	PCT
Tulane	35	13	.729
Florida State*	43	17	.717
Virginia Tech	28	14	.667
Cincinnati	28	14	.667
Memphis State	25	15	.625
Louisville	18	27	.400
St. Louis	15	28	.349

*One tie game

NCAA PLAY

	W	L	PCT
Tulane	0	2	.000
Florida State	0	2	.000

A LOOK AT THE METRO

In the five years since the league was formed in 1975, the Metro has quickly established itself as one of the premier sports conference in the country.

Metro schools have a rich tradition in baseball. Led by the Florida State Seminoles, who have appeared in six previous College World Series, the Metro has had six of its seven schools appear in NCAA regional play with two (including Florida State) advancing to the College World Series.


This appearance by the Seminoles marks the seventh trip to the World Series and they own an 8-12 record (.400). In 1970, the Seminoles lost a heartbreaking 15-inning 2-1 decision to Southern California in the championship contest to finish second. In 1962, Florida State finished fourth in the World Series.

Through last weekend's South Regional championship, the Seminoles have a 45-38 record in 18 years of NCAA play (.542) and have seven regional championships to their credit.

St. Louis is the other Metro team to participate in the College World Series. In 1965, the Billikens finished third in the college classic. In four regional appearances, St. Louis is 5-7 (.417). Other Metro regional records are: Cincinnati (4-9, .308), Memphis State (4-4, .500), Tulane (0-2, .000) and Virginia Tech (3-8, .273). Only Louisville has failed to appear in NCAA regional play.

Despite its youth, the Metro Conference has already produced a national champion as the Cardinals of Louisville won the 1980 NCAA basketball

championship. And besides basketball and baseball, there are six other conference-sponsored sports for men--cross country, indoor and outdoor track, swimming, golf and tennis--and for the first time this year the Metro sponsored a women's basketball tournament.



AT COMMISSIONER ALBUS

Larry Albus envisioned the formation of the Metro Conference while he was athletic director at St. Louis University and is the one individual who's most responsible for the league's rapid growth and success.

As commissioner, Albus has promoted the conference like no other conference has ever been promoted. The Metro produces its own television game of the week both on weekends and weeknights and the weekend games are carried to some 30 stations in the south and southeast as well as to a National ESPN audience. The league pioneered a game of the week on radio and also produces a daily sports show on radio featuring interviews with players and coaches and reports of games. In addition, the league publishes a weekly newspaper and a game program that is used by the schools at their home games. All of this is done out of the Metro office which has its own sound studio and typesetting and graphic arts capabilities.

So successful has been the Metro operation that when the Big East and Eastern Eight conferences were being formed, officials from both leagues visited St. Louis and sought the advice of Albus.



PRESS BOOK



1980 National Collegiate Baseball Championship

"The College World Series"

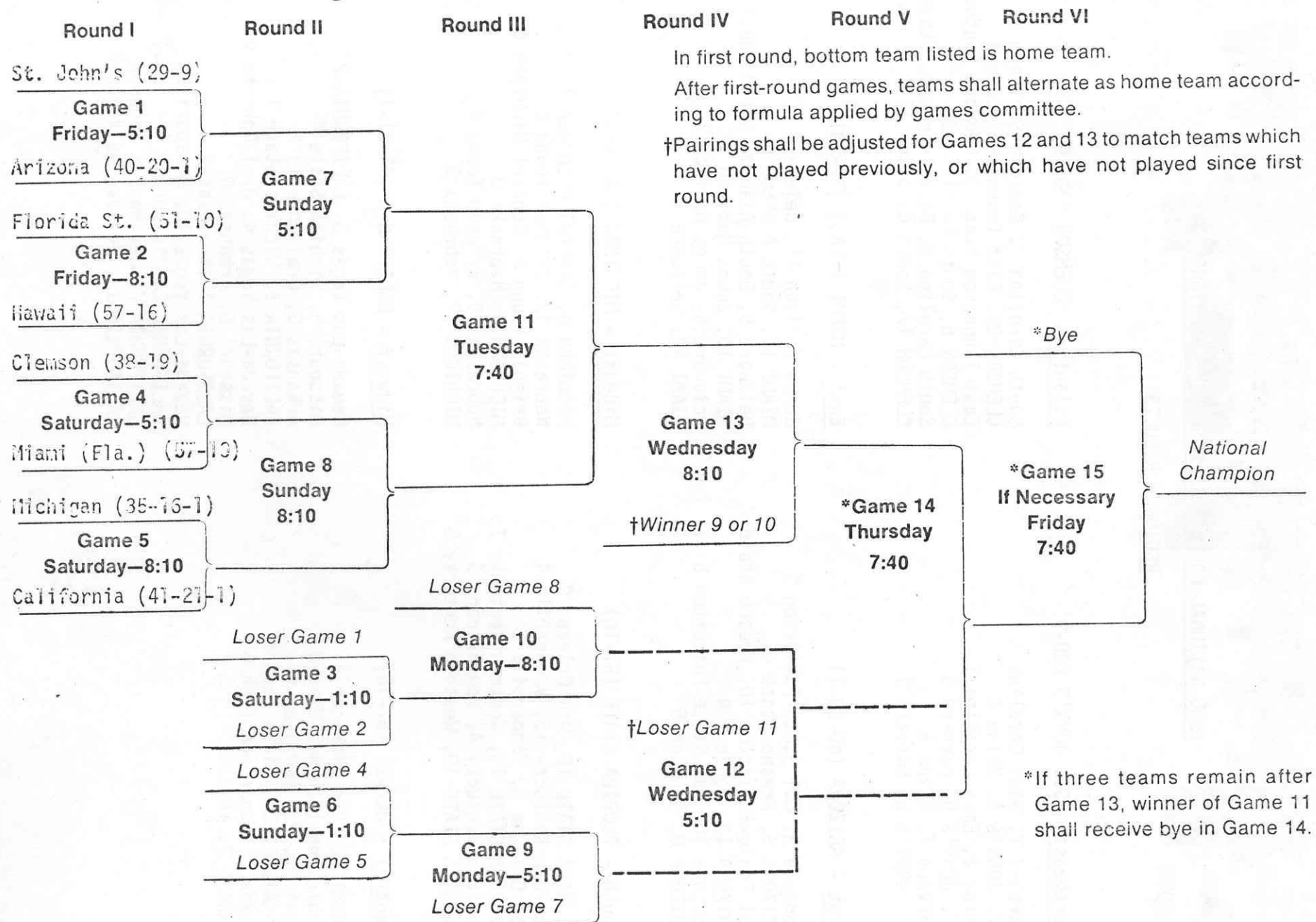
Rosenblatt Municipal Stadium

Omaha, Nebraska

May 30-June 6, 1980

The National Collegiate Athletic Association

National Collegiate Division I Baseball Championship; May 30-June 6, 1980



1980 NATIONAL COLLEGIATE BASEBALL CHAMPIONSHIP

REGIONAL RESULTS

Northeast - ST. JOHN'S (29-9)

Harvard 7, East Carolina 3
ST. JOHN'S 6, Maine 4
Maine 2, East Carolina 1
ST. JOHN'S 9, Harvard 5
Harvard 7, Maine 5
ST. JOHN'S 6, Harvard 3

West - ARIZONA (40-20-1)

Gonzaga 3, Cal State-Fullerton 2
ARIZONA 5, Fresno State 4
Cal State-Fullerton 10, Fresno State 2
ARIZONA 13, Gonzaga 9
Gonzaga 10, Cal State-Fullerton 8 (11 inn.)
ARIZONA 8, Gonzaga 5

South - FLORIDA STATE (51-10)

FLORIDA STATE 10, New Orleans 8
Western Kentucky 15, Vanderbilt 4
New Orleans 8, Vanderbilt 2
FLORIDA STATE 19, Western Kentucky 7
Western Kentucky 4, New Orleans 3
FLORIDA STATE 10, Western Kentucky 5

Central - HAWAII (57-16)

HAWAII 8, Pan American 4
Louisiana Tech 4, Texas 3
Texas 7, Pan American 4
HAWAII 2, Louisiana Tech 1
Texas 7, Louisiana Tech 6
HAWAII 7, Texas 3

Atlantic - CLEMSON (38-19)

South Carolina 7, Georgia Southern 2
CLEMSON 22, East Tennessee State 4
East Tennessee State 3, Georgia Southern 1
CLEMSON 6, South Carolina 2
South Carolina 8, East Tennessee State 5
CLEMSON 17, South Carolina 12

East - MIAMI (FLA.) (57-10)

James Madison 11, Delaware 10
MIAMI 15, South Alabama 6
Delaware 5, South Alabama 4 (10 inn.)
MIAMI 10, James Madison 3
Delaware 6, James Madison 1
MIAMI 10, Delaware 1

Midwest - MICHIGAN (35-16-1)

MICHIGAN 9, Central Michigan 4
Nebraska 12, Brigham Young 0
Brigham Young 9, Central Michigan 0
MICHIGAN 7, Nebraska 0
Nebraska 12, Brigham Young 4
MICHIGAN 12, Nebraska 3

Midwest - CALIFORNIA (41-21-1)

Nevada-Las Vegas 3, CALIFORNIA 2
Missouri 5, Wichita State 4
Arkansas 3, Oral Roberts 2
CALIFORNIA 5, Wichita State 1
Nevada-Las Vegas 4, Oral Roberts 0
Missouri 6, Arkansas 0
CALIFORNIA 7, Arkansas 1
Nevada-Las Vegas 10, Missouri 2
CALIFORNIA 2, Missouri 1 (14 inn.)
CALIFORNIA 6, Nevada-Las Vegas 2
CALIFORNIA 12, Nevada-Las Vegas 0

NCAA COLLEGE WORLD SERIES HEADQUARTERS

Room 1632
Omaha Hilton Hotel
16th and Dodge Streets
Telephone: 402/346-7600
Omaha, Nebraska 68102

PRESS HEADQUARTERS

Room 1633

1980 NCAA BASEBALL COMMITTEE

Dick Bergquist, University of Massachusetts (Chairman)

Division I

Dick Bergquist, University of Massachusetts
Jim Dietz, San Diego State University
Richard C. Jones, Southern Illinois University, Carbondale
Dave Keilitz, Central Michigan University
Jerry Kindall, University of Arizona
John Reagan, Murray State University

Division II

Donald K. Edwards, University of California, Riverside
Harold C. Kraft, University of North Dakota
James A. Martin, Tuskegee Institute

Division III

Michael Briglia, Glassboro State College
Joseph F. Lyles, Washington and Lee University
Don Schaly, Marietta College

Junior College

David Rowlands, Truman College

NATIONAL COLLEGIATE ATHLETIC ASSOCIATION

Jerry A. Miles, Director of Events
James F. Wright, Media Coordinator

HOST INSTITUTION - CREIGHTON UNIVERSITY

Jerry Bartee, Head Baseball Coach
Kirk Hendrix, Sports Information Director
Dan Offenburger, Director of Athletics

COLLEGE WORLD SERIES GAMES COMMITTEE

Dick Bergquist, University of Massachusetts (Chairman)
Jerry Bartee, Creighton University
Jim Dietz, San Diego State University

PRESS INFORMATION AND ARRANGEMENTS

FOR THE

1980 NATIONAL COLLEGIATE BASEBALL CHAMPIONSHIP

TIMES, DATES AND SITE: The 34th NCAA College World Series is being conducted at Rosenblatt Municipal Stadium in Omaha, Nebraska, for the 31st consecutive year. The series will commence at 5:10 p.m. CDT, Friday, May 30. In the event of inclement weather, the College World Series Games Committee will adjust the schedule as necessary.

SERIES, PRESS HEADQUARTERS: The Omaha Hilton Hotel, 16th and Dodge Street (402/346-7600), is the headquarters for the College World Series. NCAA headquarters is suite 1632. Press headquarters is room 1633. Jerry Miles, director of events, and Jim Wright, media coordinator, will represent the Association at the series.

WORKING PRESS CREDENTIALS: Requests for press credentials should be directed to: Jim Wright, NCAA, Box 1906, Shawnee Mission, Kansas 66222 (913/384-3220).

All credentials must be claimed in person from Jim Wright at press headquarters in room 1633 at the Omaha Hilton. No credentials will be mailed. Credentials will be issued according to individual name and affiliation. Identification may be required.

Your press credential must be worn at all times around College World Series activities. It will be your identification, provide access to all official functions, and admission into Rosenblatt Stadium and the press box.

HOSPITALITY ROOM: The NCAA hospitality room is suite 1632 in the Omaha Hilton. Afternoon hours are 1 p.m. until two hours prior to game time. The hospitality room will not be open Saturday and Sunday afternoon. Evening hours are immediately after the conclusion of the last scheduled game each day until 2 a.m.

ACCOMMODATIONS: Working media representatives covering the series are entitled to a special rate at the Omaha Hilton of \$22 for single accommodations and \$26 for twin or double rooms. Reservations should be placed through Jim Wright.

PRESS CONFERENCES: A pre-series press conference is scheduled Thursday, May 29, at 2 p.m. at the Omaha Hilton. Each participating coach will be available for questions. In addition, a brief press conference will be conducted after a 10-minute "cooling off" period at the conclusion of each series game with the winning and losing coaches, plus two designated players from the winning team. These conferences will be conducted in the interview area located in the upper press box.

PUBLIC AFFAIRS LUNCHEON: Each media representative is invited to attend a public affairs luncheon at 12 noon Friday, May 30, in the Omaha Hilton Ballroom. All eight competing teams will be introduced and the guest speaker is scheduled to be Bowie Kuhn, the commissioner of baseball. Jim Wright will have tickets available upon request to the luncheon.

PRESS LUNCHEON: A press luncheon with the coaches and two designated players from the two or three remaining teams will take place at 12 noon Thursday, June 5, at the Omaha Hilton.

COMMUNICATIONS: A limited number of pay telephones and telecopiers will be provided on a first-come, first-serve basis.

Individuals requiring personal telecopier service should make arrangements with Amfax Inc., SportsComm Inc., or bring their own machine. Individuals preferring Amfax should contact Ms. Barbara O'Neill (800/225-5135) and those desiring SportsComm service should contact Bob Nelson (816/741-6783).

Writers desiring a personal telephone should contact Mr. Dennis Munelly, Northwestern Bell, 16th and Douglas, Fourth Floor, Woolworth Building, Omaha, Nebraska 68102 (402/422-2597).

ROSENBLATT STADIUM: Rosenblatt Stadium is easily accessible from the Omaha Hilton Hotel. Take 16th Street (directly south in front of the hotel) to Leavenworth, turn left and go to 13th Street, turn right and follow 13th Street over Interstate-80 to Bert Murphy Avenue, turn left and the stadium is located on your left about one block from the stop-light.

PARKING AND TRANSPORTATION: Jim Wright will have a limited number of reserved parking passes for those individuals driving cars. No transportation will be provided from the Hilton to Rosenblatt.

PRESS BOX FACILITIES: Subject to limitations of space, seats in the lower press box (located at the top of permanent seating directly behind home plate) shall be assigned in accordance with the following priorities: (1) certified media from the immediate locale of the series and the immediate locale of the eight competing teams: (2) other certified media filing from the scene, including representatives from national publications, television and/or networks.

All radio and television originations will operate from the upper press box located on the stadium roof. Access to the upper press box is via stairs located inside the lower press box.

Limited darkroom facilities are located in the upper press box on a first-come, first-serve basis.

PRESS BOX SERVICES: A box score of each game in wire service style, including individual fielding records, a play-by-play account and coach and player quotes will be provided in complete game books after each contest. Beginning with the third round, up-to-date statistics will be provided. Starting lineups, umpires and brief pre-game notes will be provided approximately 15 minutes prior to each game.

PHOTO POLICY: The College World Series Photographic Policy and Restrictions are attached as Appendix C.

RADIO: The "official" station of each participating team, designated by its director of athletics or sports information director, shall be guaranteed broadcast rights. Applications from other stations will be authorized as space permits. Origination of any series game must conform to the Radio Policy for National Collegiate Baseball Championship (Appendix A). Rights fees for the series are \$50 per game for commercial stations. Additional commercial stations on network will be charged \$25 per game.

Applications to broadcast should be made to Jim Wright at the NCAA national office. Checks should be made payable to the NCAA. Since the series is a double-elimination event, a station planning to follow a team from the beginning until it is eliminated must submit \$100 in advance. The fees for succeeding games may be mailed to the NCAA after competition concludes.

Radio crews shall be limited to three individuals. Prior to broadcast of its first series game, a station shall sign a radio contract (Appendix B) with the NCAA. College-owned stations broadcasting on a sustaining, non-commercial basis, shall not be subject to a rights fee, but must sign a contract.

All requests for private and business telephone lines, voice couplers, etc., should be directed to Dennis Munelly, Northwestern Bell, 16th and Douglas, Fourth Floor, Woolworth Building, Omaha, Nebraska 68102 (402/422-2597).

TELEVISION: All requests to televise any segment of the College World Series, live or delayed, must be approved by NCAA Executive Director Walter Byers. Stations must make application through C. Dennis Cryder, NCAA director of productions or Jim Shaffer, assistant director of productions, P. O. Box 1906, Shawnee Mission, Kansas 66222 (913/384-3220).

Series games may be televised without geographical restriction over transmitters located more than 120 miles from the game site. Any session which is declared a sellout at least 48 hours in advance may be televised without restriction.

DELAYED TELEVISION: Delayed television (for airing after 10:30 p.m. local time) shall be awarded on a bid basis with the Association reserving the right to accept or deny the bid or bids. In all cases, the NCAA advertising policy (see Appendix A) shall be followed.

TELEVISION NEWS: The College World Series Games Committee may permit a television station or a television network to broadcast on a live or delayed basis on its regular television news program not to exceed two minutes of action film or videotape footage of the series competition without the payment of a rights fee. A signed contract must be executed between the station and the NCAA prior to filming any series game. Such a "news program" must be a regularly scheduled program devoted exclusively to general news and/or sports news. Sports entertainment programs do not qualify under this provision.

GAME FILMS/VIDEOTAPES: The NCAA reserves all commercial rights to the use of films/videotapes from the National Collegiate Baseball Championship and the College World Series. The commercial rights have been assigned exclusively to NCAA Productions. Filming and videotaping of a series game for noncommercial purposes may be permitted only with the written consent of the NCAA director of productions. Such noncommercial filming and videotaping will be at the expense of the participating institution(s) and only if space is available. Filming and videotaping for commercial purposes must be approved in writing by the NCAA director of productions.

GAME FILMS/VIDEOTAPES (Continued): Generally, footage for such purposes will be filmed or videotaped by NCAA Productions and sold to the user. All commercial film and videotape requests should be directed to C. Dennis Cryder, NCAA director of productions, P. O. Box 1906, Shawnee Mission, Kansas 66222 (913/384-3220).

TICKETS: NCAA policy prohibits complimentary tickets. Media representatives interested in purchasing tickets for their spouse, family or dates may do so through Jim Wright.

KIEWIT CENTER: Creighton University, host institution for the series, has offered media representatives the free use of Kiewit Center on California Street on the Creighton campus for swimming, basketball, tennis, racquetball, jogging and other indoor activities. Access to these outstanding facilities will be through presentation of your press credential. Court reservations for tennis and racquetball must be made from 8:30-10 a.m. at 449-2848.

Food and beverages will be available to the working press in the press box.

Please contact me if you have any questions regarding these arrangements.

JIM WRIGHT
Media Coordinator

JFW:jp

RADIO POLICY FOR
NATIONAL COLLEGIATE BASEBALL CHAMPIONSHIP

A. A charge shall be made for any commercial broadcast.

B. No exclusive rights shall be granted, except in those instances when a station or network has contracted for exclusive coverage of the institution's regular-season games. Such exclusive rights then shall be restricted to the markets where exclusivity existed during the regular season.

C. The station designated by the institution as its official station, and the campus station representing each competing institution, shall be guaranteed broadcast space.

D. No radio station will be permitted to broadcast any game until a signed agreement and check for the amount of the broadcast fee(s) are received by the tournament manager. Noncommercial stations will not be assessed a rights fee.

All stations broadcasting the championship competition shall be required to sign a contract. Each station originating a network also shall submit a notarized affidavit of performance listing all stations on its network and shall be responsible for paying all rights fees generated by the broadcast(s).

Any station which does not broadcast a game of a given tournament, after contracting for such space, shall be required to pay a forfeiture fee of \$50 for each game rights have been reserved.

E. All originating stations must pay a rights fee in advance of the broadcast. A minimum fee of \$25 shall be assessed for each regional game and \$50 for each broadcast aired at the finals.

F. Association policy governing acceptable advertisers and advertising copy for broadcasts of NCAA championships excludes the following: alcoholic beverages (except malt beverages and wine as limited hereafter), political organizations (except for the offices of president and vice-president of the United States), professional sports organizations or personnel (except as limited hereafter) and organizations or individuals promoting gambling. Malt beverage and wine commercials shall not comprise more than 150 seconds of the commercial time permitted by contract in the broadcast. Advertisements featuring current professional athletes (other than those participating in the same sport as the championship) may not comprise more than 90 seconds of the broadcast time devoted to advertising.

Advertisements are not acceptable which contain references to the games, personnel (except as noted above), broadcasts, telecasts or other activities of professional sports organizations, except as permitted in Executive Regulation 2-16-f. Nontherapeutic drugs and, generally, other drugs and patent medicines are excluded; however, analgesics, cold remedies, antacids and athletic training aids which are in general use are acceptable. Institutional advertising by pharmaceutical firms also is acceptable.

G. No commercial may relate, directly or indirectly, the advertising company or the advertised product to the participating institution or their athletes, or the Association itself, unless prior written approval has been granted by the NCAA executive director.

H. The NCAA reserves the right of final approval for all advertising in any championship.

I. Under these conditions, broadcasting rights are open to any person or concern acceptable to the NCAA.

NATIONAL COLLEGIATE BASEBALL CHAMPIONSHIP

This will confirm that Radio Station _____ is hereby granted the right to broadcast the following games of the National Collegiate Baseball Championship:

This permission is granted in accordance with the terms and conditions set forth by the NCAA on the reverse side of this agreement.

Radio Station _____ agrees to pay \$ _____ as a fee for the right to originate the broadcast of each game. Stations joining a network shall be assessed a fee of \$ _____ for each game broadcast.

The following stations will comprise the network:

[illegible]

TOTAL \$

A station or network may follow the same commercial format it has utilized the entire season upon approval of the NCAA. However, no station or network may exceed twenty (20) minutes of commercial time per game including five (5) minutes before said game and five (5) minutes after. Commercial positions during the game may be given only after each half inning. If any pre or postgame show is aired in addition to the game broadcasts aforementioned, there shall be a limit of three (3) minutes of commercial time for each fifteen (15) minutes of program.

No commercial position may exceed sixty (60) seconds. Should any contest extend to extra innings, the station or network shall be permitted one sixty (60) second commercial position per half inning.

Acknowledged:

Station Name

By

Date _____

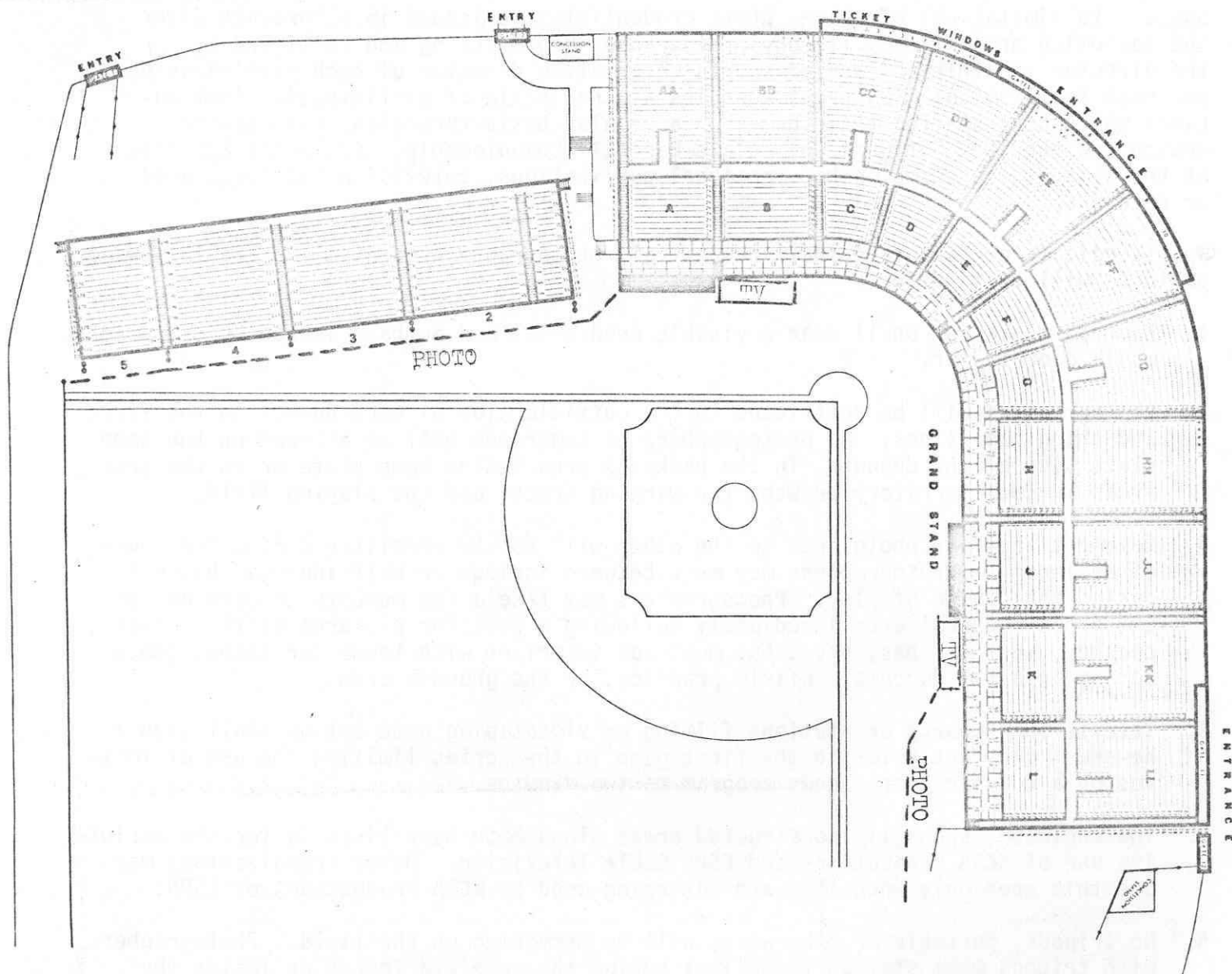
PHOTOGRAPHIC POLICY AND RESTRICTIONSFOR THE1980 NCAA COLLEGE WORLD SERIES

Subject to limitations of space, photo credentials are issued in accordance with the following priorities: (1) one photographer representing and certified by the director of athletics and/or sports information director of each participating and host institution; (2) press agencies at the locale of participating institutions which have staffed their games on a regular basis throughout the regular season and the 1980 National Collegiate Baseball Championship; (3) press agencies at the site of the championship, national publications, television stations, and/or networks.

Sports editors or directors shall request all photography credentials. The following policies will be in effect.

1. Each photographer shall wear a visible credential and armband issued by Jim Wright, media coordinator.
2. Photographers will be restricted to the outfield side of each dugout on the first and third base lines. No photographers or cameramen will be allowed on the home plate side of the dugouts, in the backstop area behind home plate or on the grassy areas in foul territory between the warning tracks and the playing field.
3. Movement from one photo area to the other will not be permitted during the course of an inning. Photographers may move between innings or half-innings, but not during the course of play. Photographers may take a few moments to move out of the photographers' area immediately following a game for pictures of the players, coaches, team benches, etc., but must not interfere with teams for second games coming into the dugouts, infield practice, or the grounds crew.
4. Television networks or stations filming or videotaping game action shall sign a newsreel contract prior to the first game in the series limiting the use of footage on a regular sports news program to two minutes.
5. The enclosed, specially constructed areas along both base lines is for the exclusive use of NCAA Productions and ESPN Cable Television. Other organizations may use this area only when they are not being used by NCAA Productions or ESPN.
6. No tripods, portable or otherwise, will be permitted on the field. Photographers with tripods must station themselves behind the outfield fences or inside the television boxes when not used by NCAA Productions or ESPN.

Photographers will be restricted to the outfield side of the dugouts along the first and third base lines.



BACKGROUND

The National Collegiate Baseball Championship (College World Series) observes its 34th anniversary in 1980. The first two finals were played at Kalamazoo, Michigan, and the third in Wichita, Kansas. The series moved to Omaha in 1950, where it has remained ever since. The present eight-team, double-elimination format was initiated at the time of the move to Omaha.

CHAMPIONSHIP RESULTS

<u>Year</u>	<u>Champion</u>	<u>Score</u>	<u>Runner-up</u>	<u>Third Place</u>	<u>Fourth Place</u>
1947	+California	8-7	Yale	*Texas	*New York University
1948	So. California	3-1	Yale	*Baylor	*Lafayette
1949	+Texas	10-3	Wake Forest	So. California	St. John's
1950	#Texas	3-0	Washington State	Rutgers	Wisconsin
1951	+Oklahoma	3-2	Tennessee	*So. California	*Utah
1952	Holy Cross	8-4	Missouri	*Western Michigan	*Penn State
1953	Michigan	7-5	Texas	Lafayette	Boston College
1954	Missouri	4-1	Rollins	Michigan State	Oklahoma State
1955	Wake Forest	7-6	Western Michigan	Oklahoma State	Arizona
1956	Minnesota	12-1	Arizona	*Bradley	*Mississippi
1957	+California	1-0	Penn State	*Iowa State	*Notre Dame
1958	#So. California	8-7-	Missouri	*Holy Cross	*Western Michigan
1959	Oklahoma State	5-3	Arizona	Fresno State	Penn State
1960	Minnesota	2-1**	So. California	*Oklahoma State	*Arizona
1961	+So. California	1-0	Oklahoma State	*Boston College	*Syracuse
1962	Michigan	5-4***	Santa Clara	Texas	Florida State
1963	#So. California	5-2	Arizona	*Missouri	*Texas
1964	Minnesota	5-1	Missouri	Maine	So. California
1965	Arizona State	2-1	Ohio State	*St. Louis	*Washington State
1966	Ohio State	8-2	Oklahoma State	So. California	St. John's
1967	Arizona State	11-2	Houston	Stanford	Auburn
1968	+So. California	4-3	So. Illinois	*No. Carolina State	*St. John's
1969	#Arizona State	10-1	Tulsa	New York University	Texas
1970	#So. California	2-1***	Florida State	Texas	Ohio
1971	So. California	7-2	So. Illinois	Tulsa	Pan American
1972	So. California	1-0	Arizona State	*Texas	*Temple
1973	+So. California	4-3	Arizona State	*Minnesota	*Texas
1974	So. California	7-3	Miami (Fla.)	So. Illinois	Texas
1975	Texas	5-1	South Carolina	Arizona State	Oklahoma
1976	Arizona	7-1	Eastern Michigan	Arizona State	Maine
1977	Arizona State	2-1	South Carolina	So. Illinois	Los Angeles State
1978	+So. California	10-3	Arizona State	North Carolina	Miami (Fla.)
1979	#Fullerton State	2-1	Arkansas	Pepperdine	Texas

+ Indicates undefeated teams in CWS competition

* Indicates ties for third place

- 12 innings

** 10 innings

*** 15 innings

Indicates teams which lost their first game

PROFILE OF CHAMPIONS

<u>Year</u>	<u>Champion</u>	<u>Head Coach</u>	<u>Reg. Season</u>	<u>Dist.</u>	<u>CWS</u>	<u>Finished</u>
1947	California	Clint Evans	27-10 .730		4-0	31-10 .756
1948	So. California	Sam Barry	35-11 .761		5-1	40-12 .769
1949	Texas	Bibb Falk	18-7 .720		5-0	23-7 .767
1950	Texas	Bibb Falk	22-5 .815		5-1	27-6 .818
1951	Oklahoma	Jack Baer	15-9 .625		4-0	19-9 .679
1952	Holy Cross	Jack Barry			6-1	
1953	Michigan	Ray Fisher	17-8 .680		4-1	21-9 .700
1954	Missouri	Hi Simmons	17-3 .850		5-1	22-4 .846
1955	Wake Forest	Taylor Sanford	20-5 .800	4-1	5-1	29-7 .806
1956	Minnesota	Dick Siebert	24-7 .774	4-1	5-1	33-9 .786
1957	California	George Wolfman	28-9 .757	2-1	5-0	35-10 .778
1958	So. California	Rod Dedeaux	28-6 .824	2-0	5-1	35-7 .833
1959	Oklahoma State	Toby Greene	20-4 .833	2-0	5-1	27-5 .844
1960	Minnesota	Dick Siebert	26-6 .813	3-0	5-1	34-7 .829
1961	So. California	Rod Dedeaux	34-8 .810	4-1	5-0	43-9 .827
1962	Michigan	Don Lund	23-11 .676	4-1	4-1	31-13 .705
1963	So. California	Rod Dedeaux	30-14 .682	2-1	5-1	37-16 .698
1964	Minnesota	Dick Siebert	25-11 .694	2-0	4-1	31-12 .721
1965	Arizona State	Bob Winkles	47-7 .870	2-0	5-1	54-8 .871
1966	Ohio State	Marty Karow	19-5 .792	3-0	5-1	27-6 .809
1967	Arizona State	Bob Winkles	46-10 .821	2-1	5-1	53-12 .815
1968	So. California	Rod Dedeaux	38-13 .745	2-1	5-0	45-14 .758
1969	Arizona State	Bob Winkles	49-10 .831	2-0	5-1	56-11 .836
1970	So. California	Rod Dedeaux	45-12 .789	2-0	4-1	51-13 .797
1971	So. California	Rod Dedeaux	46-12 .793	2-0	5-1	53-13 .803
1972	So. California	Rod Dedeaux	43-12 .782	2-0	5-1	50-13 .789
1973	So. California	Rod Dedeaux	42-11 .792	4-0	5-0	51-11 .823
1974	So. California	Rod Dedeaux	41-17 .707	4-2	5-1	50-20 .714
1975	Texas	Cliff Gustafson	49-5 .907	3-0	4-1	56-6 .903
1976	Arizona	Jerry Kindall	48-16 .750	3-0	5-1	56-17 .767
1977	Arizona State	Jim Brock	49-11 .817	3-0	5-1	57-12 .826
1978	So. California	Rod Dedeaux	46-9 .836	3-0	5-0	54-9 .857
1979	Fullerton State	Augie Garrido	55-13 .804	4-1	5-1	64-15 .806

COLLEGE WORLD SERIES ATTENDANCE RECORDS

Following are the attendance figures for the years the College World Series has been played in Omaha. The 30-year total is 1,585,563 spectators, an average of 52,852.

1950 -- 17,805	1957 -- 26,609	1964 -- 61,871	1972 -- 80,214
1951 -- 27,789	1958 -- 25,931	1965 -- 45,894	1973 -- 65,356
1952 -- 38,731	1959 -- 33,607	1966 -- 63,376	1974 -- 71,105
1953 -- 31,990	1960 -- 35,222	1967 -- 63,906	1975 -- 78,052
1954 -- 35,403	1961 -- 24,778	1968 -- 58,373	1976 -- 83,455
1955 -- 21,843	1962 -- 39,307	1969 -- 63,265	1977 -- 90,117*
1956 -- 29,940	1963 -- 52,757	1970 -- 74,683	1978 -- 79,654#
		1971 -- 77,460	1979 -- 87,070

*Following is a session-by-session resume of the record-setting 1977 series (June 10-18):

Session Number	Day	Games	Attendance	Cumulative Total	Average
1.	Friday night	No. 1-2	8,508	8,508	--
2.	Saturday afternoon	No. 3	2,544	11,052	5,526
3.	Saturday night	No. 4-5	10,446	21,498	7,166
4.	Sunday night**	No. 6	8,869	30,367	7,592
5.	Monday night	No. 7-8	9,641	40,008	8,002
6.	Tuesday night	No. 9-10	8,405	48,413	8,069
7.	Wednesday night	No. 11	9,022	57,435	8,205
8.	Thursday night	No. 12-13	10,193	67,628	8,454
9.	Friday night	No. 14	10,613	78,241	8,693
10.	Saturday night	No. 15	11,876	90,117	9,012

**Continued Monday afternoon due to rain.

Nine-session record (previous record 65,356, 1973).

Following are the attendance records for each series session.

Session Number	Record Attendance	Year	Games	Participants
1.	9,062	1975	No. 1 No. 2	Arizona State 5, Fullerton State 3 Texas 4, Oklahoma 2
2.	3,701	1975	No. 3	Oklahoma 11, Fullerton State 4
3.	15,107	1976	No. 4 No. 5	Arizona State 7, Arizona 6 (10 innings) Washington State 6, Oklahoma 1
4.	8,869	1977	No. 6	Minnesota 4, Baylor 3 (11 innings)*
5.	12,116	1978	No. 7 No. 8	Southern California 11, Michigan 3 Arizona State 7, Oral Roberts 6
6.	7,881	1979	No. 9 No. 10	Fullerton State 16, Arizona 3 Pepperdine 5, Mississippi State 4 (10 inn.)
7.	15,261	1978	No. 11	Southern California 5, Arizona State 2**
8.	12,829	1972	No. 12 No. 13	So. California 4, Texas 3, (10 innings) Arizona State 1, Temple 0
9.	14,080	1972	No. 14	Southern California 3, Arizona State 1
10.	13,945	1971	No. 15	Southern California 7, Southern Illinois 2

*Play began Sunday night, continued Monday afternoon due to rain. **Single game, session record

1979 COLLEGE WORLD SERIES

TEAM STANDINGS

Team	BATTING							PITCHING				FIELDING		
	W	L	AB	R	H	HR	AVG.	IP	R	ER	ERA	E	DP	AVG.
Fullerton State -----	5	1	209	48	69	4	.330	53	28	23	3.91	8	2	.969
Arkansas -----	3	2	176	35	54	6	.307	43	26	23	4.81	6	8	.971
Pepperdine -----	3	2	165	29	50	2	.303	46	24	11	2.15	12	8	.948
Texas -----	2	2	141	27	46	1	.326	35	22	19	4.89	8	5	.951
Arizona -----	1	2	106	11	29	1	.274	27	27	19	6.33	10	5	.922
Mississippi State -----	1	2	99	12	21	0	.212	27	14	14	4.67	1	3	.992
Miami -----	0	2	68	4	13	1	.191	17	14	10	5.29	4	0	.950
Connecticut -----	0	2	67	8	12	0	.179	17	19	16	8.47	7	2	.915

BATTING LEADERS

(Minimum: 15 place appearances)

Player, Position, Team	Avg.	G	AB	R	H	RBI	2B	3B	HR	SB	BB	SO
Kevin Shannon, c, Texas -----	.625	4	8	3	5	3	1	0	0	0	6	1
*Kevin McReynolds, cf, Arkansas -----	.556	5	18	3	10	5	2	0	2	0	0	1
*Larry Wallace, ss, Arkansas -----	.526	5	19	4	10	2	1	0	0	1	3	1
*Kurt Kingsolver, c, Fullerton State -----	.455	6	22	4	10	2	1	0	0	2	4	5
*Keith Walker, dh/p, Texas -----	.444	4	18	4	8	3	2	0	0	0	3	0
Ron Gardenhire, ss, Texas -----	.438	4	16	3	7	4	1	1	0	2	4	1
*Matt Vejar, rf/dh/lf, Fullerton State -----	.435	6	23	5	10	7	3	0	1	0	3	3
*Mike Gates, 2b, Pepperdine -----	.400	5	20	4	8	3	2	0	0	0	4	1
*Don Hanggie, 3b, Fullerton State -----	.375	6	24	4	9	6	2	0	1	1	3	4
Mark Chelette, 3b, Texas -----	.375	4	16	5	6	5	3	0	0	0	1	5
John Lais, dh/lb, Pepperdine -----	.375	5	16	1	6	4	1	0	0	0	4	2
Dwight Taylor, rf, Arizona -----	.357	3	14	2	5	0	0	0	0	0	1	1
Walt Steele, rf/lb/dh, Pepperdine -----	.353	5	17	5	6	8	0	0	2	0	6	5
*Marc Brumble, lf, Arkansas -----	.333	5	21	6	7	8	2	0	2	0	2	1
John Christensen, cf/rf, Fullerton State ---	.333	6	21	6	7	3	0	1	0	1	2	6
Ron Dearth, 3b, Pepperdine -----	.333	5	18	2	6	1	0	0	0	1	3	2
Tim Gloyd, ss, Pepperdine -----	.316	5	19	6	6	2	0	0	0	7	5	3
Andre Robertson, 2b, Texas -----	.313	4	16	4	5	1	0	0	0	0	1	1
Terry Salazar, lb, Texas -----	.308	3	13	1	4	3	1	0	0	0	1	2
Ed Wallace, dh, Arkansas -----	.300	5	20	4	6	6	1	2	0	0	3	4

Other Leaders: AB-28, Sam Favata, lf/dh, Fullerton State. R-7, Mike Garcia, 2b, Fullerton State. SO-9, Dave Schuler, lf/cf, Pepperdine. Member of all tournament team, Tim Wallach, lb, Fullerton State.

PITCHING LEADERS

(Minimum: 9 innings pitched)

Player, Team	ERA	IP	H	R	ER	BB	SO	W	L	SAVES
+*Tony Hudson, Fullerton State -----	0.00	11.1	4	1	0	4	9	0	0	3
Albert Arrieta, Pepperdine -----	0.61	14.2	15	6	1	8	5	1	0	1
Craig Lefferts, Arizona -----	1.00	9.0	6	1	1	5	4	1	0	0
*Steve Krueger, Arkansas -----	1.13	16.0	12	3	2	6	12	1	1	0
Ken Kurtz, Mississippi State -----	1.59	11.1	7	2	2	3	7	1	1	0
Ted Pallas, Pepperdine -----	1.98	13.2	16	7	3	4	4	1	0	0

Other Leaders: IP-18.1, Dave Weatherman, Fullerton State. H-17, Larry Navilhon, Fullerton State. R-11, Larry Navilhon, Fullerton State. ER-8, Jerry Gleaton, Texas. BB-15, Jerry Gleaton, Texas. W-2, Dave Weatherman, Fullerton State; Jim Sutton, Fullerton State. L-1, by fifteen pitchers.

— Underscore indicates category leader(s).

* Member of all-tournament team.

+ Series outstanding player.

PREVIOUS COLLEGE WORLD SERIES INDIVIDUAL LEADERS

BATTING

(Minimum: 15 appearances)

<u>Year</u>	<u>Player, Position, School</u>	<u>Avg.</u>	<u>G</u>	<u>AB</u>	<u>R</u>	<u>H</u>	<u>RBI</u>	<u>2B</u>	<u>3B</u>	<u>HR</u>
1969	John Dolinsek, lf, Arizona State	.476	6	21	9	10	6	2	1	2
1970	Jerry Lundin, ss, Iowa State	.533	3	15	3	8	6	1	1	0
1971	Larry Calufetti, c, So. Illinois	.533	5	15	2	8	4	2	0	0
1972	Bobby Jack, 1b-3b, Oklahoma	.461	3	13	2	6	1	0	0	1
1973	Keith Moreland, 3b, Texas	.471	4	17	2	8	3	0	0	1
1974	Keith Moreland, 3b, Texas	.500	4	18	3	9	7	2	0	1
1975	Kelly Snider, 1b, Oklahoma	.471	4	17	2	8	2	1	0	0
1976	Pete Van Horne, rf, Arizona	.520	6	25	8	13	6	3	1	1
1977	Mike Henderson, ss, Arizona State	.462	6	26	7	12	3	3	0	0
1978	Tim Tolman, lf, Southern California	.535	5	15	6	8	2	0	1	0
1979	Kevin Shannon, c, Texas	.625	4	8	3	5	3	1	0	0

PITCHING

(Minimum: 10 innings)

<u>Year</u>	<u>Player, School</u>	<u>G</u>	<u>CG</u>	<u>W-L</u>	<u>ERA</u>	<u>IP</u>	<u>H</u>	<u>R</u>	<u>ER</u>	<u>BB</u>	<u>SO</u>
1969	Burt Hooton, Texas	2	1	2-0	0.00	15.0	4	0	0	2	14
1970	Pat Osborn, Florida State	2	1	1-0	0.00	13.0	8	0	0	2	18
1971	Mark Sogge, Southern California	2	2	2-0	1.50	18.0	15	3	3	7	12
1972	Russ McQueen, Southern California	4	0	3-0	0.00	14.0	4	0	0	2	14
	Jackson Todd, Oklahoma	2	1	1-0	0.00	14.0	8	3	0	1	15
1973	Jim Otten, Arizona State	2	1	1-0	0.59	15.1	8	5	1	7	12
1974	Rick Floyd, Miami (Fla.)	3	0	0-1	0.00	10.2	8	3	1	1	2
1975	John Poloni, Arizona State	1	1	1-0	0.00	11.0	4	0	0	1	8
	Bob Owchinko, Eastern Michigan	2	1	1-0	0.00	11.0	8	1	0	4	8
1976	Mitch Dean, Arizona State	2	0	0-0	0.82	11.0	7	3	1	2	7
	Bob Chaulk, Arizona	3	2	3-0	1.33	20.1	16	3	3	3	15
1977	Jerry Vasquez, Arizona State	3	2	2-0	2.02	22.2	17	10	5	2	13
1978	Augie Ruiz, Miami (Fla.)	2	0	1-1	1.54	11.2	4	2	2	11	8
1979	Tony Hudson, Fullerton State	4	0	0-0	0.00	11.1	4	1	0	4	9

OUTSTANDING PLAYER AWARD

1947-48	None selected	1964	Joe Ferris, Maine, p
1949	Charles Teague, Wake Forest	1965	Sal Bando, Arizona State, 3b
1950	Ray VanCleaf, Rutgers	1966	Steve Arlin, Ohio State, p
1951	Sidney Hatfield, Tennessee	1967	Ron Davini, Arizona State, c
1952	James O'Neill, Holy Cross, p	1968	Bill Seinsoth, Southern California, 1b
1953	J. L. Smith, Texas	1969	John Dolinsek, Arizona State, lf
1954	Tom Yewcic, Michigan State, c	1970	Gene Ammann, Florida State, p
1955	Tom Borland, Oklahoma State	1971	Jerry Tabb, Tulsa, 1b
1956	Jerry Thomas, Minnesota, p	1972	Russ McQueen, Southern California, p
1957	Cal Emery, Penn State, p-1b	1973	Dave Winfield, Minnesota, p-of
1958	Bill Thom, Southern California, p	1974	George Milke, Southern California, p
1959	Jim Dobson, Oklahoma State, 3b	1975	Mickey Reichenbach, Texas, 1b
1960	John Erickson, Minnesota, 2b	1976	Steve Powers, Arizona, dh-p
1961	Littleton Fowler, Oklahoma State p	1977	Bob Horner, Arizona State, 2b
1962	Bob Garibaldi, Santa Clara, p	1978	Rod Boxberger, Southern California, p
1963	Bud Hollowell, Southern California, c	1979	Tony Hudson, Fullerton State

NATIONAL COLLEGIATE BASEBALL CHAMPIONSHIP

INDIVIDUAL SINGLE GAME RECORDS

Batting

Most Times at Bat

- 8, by six players.
- *7, by six players.

Most Runs

- 5, Jerry White, 2b, Fresno State (23) vs. Santa Clara (11), 6-1-59.
- 5, Bill Westendick, c, Florida State (16) vs. Georgia Tech (9), 6-9-59.
- 5, Bill Berryhill, Texas (17) vs. Trinity (Tex.) (2), 5-26-73.
- *4, by 12 players.

Most Hits

- *5, Jim Shamblin, ss, Texas (10) vs. Wake Forest (3), 6-25-49.
- *5, John Turco, lf, Holy Cross (15) vs. Penn State (4), 6-15-52.
- *5, Frank McRae, Wake Forest (10) vs. Western Michigan (7), 1955.
- *5, Ron Hassey, c, Arizona (10) vs. Oklahoma (2), 6-13-76.
- *5, Mickey Palmer, rf, Fullerton State (8) vs. Pepperdine (5), 6-7-79.
- 5, by 14 players.

Most Doubles

- *3, Jack Bryant, 2b, Wake Forest (10) vs. Western Michigan (7), 6-14-55.
- *3, Clint Meyers, c, Arizona State (3) vs. Penn State (1), 6-8-73.
- *3, Dave Caldwell, rf, Clemson (7) vs. Arizona State (10), 6-10-77.
- 3, Paul Mohr, lb, Texas (12) vs. Oklahoma State (16), 6-2-54.
- 3, Jerry Good, lb, Texas (14) vs. Arizona (3), 6-5-58.
- 3, Dave Harvey, 3b, Missouri (16) vs. St. Louis (0), 6-3-63.
- 3, Kevin Burke, rf, Penn State (1) vs. Seton Hall (4), 5-24-74.
- 3, Jeff Hardy, ss, Florida State (1) vs. Auburn (2), 5-24-76.

Most Triples

- 2, by several players.

Most Home Runs

- 3, Terry Brumfield, 2b, Southern Illinois (15) vs. Ball State (6), 5-29-69.
- *2, Mark Workman, lf, Southern California (16) vs. Baylor (3), 6-19-48.
- *2, Dave Cunningham, 3b, Utah (15) vs. Texas A&M (8), 6-15-51.
- *2, Carl Thomas, p, Arizona (12) vs. Oregon (1), 6-10-54.
- *2, Don Gile, rf, Arizona (4) vs. Oklahoma State (5), 12 innings, 6-14-55.
- *2, Bill Horning, Minnesota (12) vs. Arizona (1), 1956.

Most Runs Batted In

- 8, Larry Buchanan, lf, Western Michigan (24) vs. Valparaiso (2), 5-29-58.
- 8, Phil Still, 3b, Mississippi State (12) vs. East Carolina (6), 5-29-70.
- *7, Carl Thomas, Arizona (12) vs. Oregon (1), 1954.

NOTE: Asterisk (*) indicates College World Series record; all other records made in district or regional playoffs.

Most Total Bases

- 12, Terry Brumfield, 2b, Southern Illinois (15) vs. Ball State (6), 5-29-69.
12, Phil Still, 3b, Mississippi State (12) vs. East Carolina (6), 5-29-70.
*11, Pete Naton, c, Holy Cross (15) vs. Western Michigan (3), 6-15-52.

Most Stolen Bases

- 5, Dave Nichols, rf, Florida State (10) vs. Richmond (5), 6-2-72.
5, Wes Robbins, cf, Miami (Fla.) (6) vs. Morehead State (1), 5-20-77.
*4, Bob Fry, cf, Washington State (12) vs. Texas (5), 6-7-65.

Fielding

Most Putouts

- 26, Randy Guerra, 1b, Miami (Fla.) (3) vs. Citadel (1), 16 innings, 5-18-79.
*19, Dave Thornton, 1b, Temple (1) vs. Oklahoma (2), 13 innings, 6-10-72.

Most Assists

- 13, Harry Trohalis, ss, Connecticut (8) vs. Harvard (5), 16 innings, 5-28-72.
*11, Cal Meier, ss, Southern California (2) vs. Florida State (1), 15 innings, 6-18-70.

Most Errors

- 5, Guy Tirabassi, ss, Penn State (4) vs. Colgate (7), 6-3-55.
*4, Guy Wallace, Texas A&M (8) vs. Utah (15), 1951.
*4, Carmen Troiso, ss, Penn State (4) vs. Holy Cross (15), 1952.
*4, Phil Honeycutt, ss, Tulsa (9) vs. Harvard (8), 6-13-71.

Pitching

Most Innings Pitched

- 15 1/3, Mark Batten, Miami (Fla.) (3) vs. Citadel (1), 16 innings, 5-18-79.
*15, Steve Arlin, Ohio State (1) vs. Washington State (0), 15 innings, 6-10-65.

Most Strikeouts

- *20, Steve Arlin, Ohio State (1) vs. Washington State (0) 15 innings, 6-10-65.

Most Strikeouts, Nine Inning Game

- 19, Ed Bane, Arizona State (14) vs. Denver (1), 6-1-73.
*17, Ed Bane, Arizona State (1) vs. Oklahoma (0), 6-11-72.

Most Bases on Balls

- 17, John Hogg, Northern Colorado (7) vs. Wyoming (13), 6-4-55.
*15, James Waldrip, Oklahoma (7) vs. Springfield (1), 1951.

NOTE: Asterisk (*) indicates College World Series record; all other records made in district or regional playoffs.

No-Hit Games

- *Jim Ehrler, Texas (7) vs. Tufts (0), 6-19-50.
- *Jim Wixson, Oklahoma State (7) vs. North Carolina (0), 6-15-60.
- Bob Fenton, Penn State (3) vs. Rider (0) 5-31-63.
- Jim Hogarty, Air Force (5) vs. Idaho (0) 5-28-67.
- Jack Kucek, Miami (Ohio) (3) vs. Cincinnati (0), 5-23-74.

One-Hit Games

- *Nino Barnise, California (3) vs. Denver (1), 6-20-47.
- *Rod Keogh, Washington State (3) vs. Rutgers (1), 10 innings, 6-19-50.
- *Jackie Lonergan, Holy Cross (0) vs. Missouri (1), 6-13-52.
- *Littleton Fowler, Oklahoma State (8) vs. Syracuse (0), 6-13-61.
- *Larry Hardy, Texas (7) vs. Brigham Young (0), 6-12-68.
- *Bob Shirley, Oklahoma (6) vs. Penn State (0), 6-9-73.
- *Steve Howe, Michigan (4) vs. Baylor (0), 6-2-78.
- Walter Judd, Ithaca (5) vs. Lafayette (0), 6-3-55.
- Cecil Burford, Mississippi (3) vs. Tennessee Tech (2), 6-2-56.
- Mike Bacsik, Trinity (Tex.) (6) vs. Arkansas (0), 5-24-73.
- Stan Meek, Oklahoma (6) vs. Tulsa (2), 5-30-74.

NOTE: Asterisk (*) indicates College World Series record; all other records made in district or regional playoffs.

INDIVIDUAL COLLEGE WORLD SERIES RECORDS

Batting

Most Times at Bat

31, John Boccabella, Santa Clara, 6 games, 1962.

Most Runs

10, John Turco, Holy Cross, 7 games, 1952.
10, Sal Bando, Arizona State, 6 games, 1965.

Most Hits

13, Pete Van Horne, Arizona, 6 games, 1976.

Most Doubles

4, Gus Hrnclir, Texas, 6 games, 1950.
4, John Boccabella, Santa Clara, 6 games, 1962.
4, Dave Stegman, Arizona, 6 games, 1976.
4, Craig Robinson, Southern Illinois, 5 games, 1977.

Most Triples

3, by four players.

Most Home Runs

4, Bud Hollowell, Southern California, 6 games, 1963.

Most Runs Batted In

11, Bob Horner, Arizona State, 5 games, 1978.
10, by four players.

Most Total Bases

22, Tom Paciorek, Houston, 5 games, 1967.

Most Stolen Bases

7, Roger Detter, Arizona State, 6 games, 1969.
7, Tim Gloyd, Pepperdine, 5 games, 1979.

Most Errors

8, Gary LeFevers, Arizona, 4 games, 1960.

Highest Batting Average

.714, Jim Morris, Notre Dame (10-for-14), 1957.

Pitching

Most Innings Pitched

27 2/3, Bob Garibaldi, Santa Clara, 5 games, 1962.

Most Strikeouts

38, Bob Garibaldi, Santa Clara, 5 games, 1962.

Most Bases on Balls

17, Keith Weber, Missouri, 3 games, 1964.

Fewest Hits Allowed

0, Jim Wixson, Oklahoma State, 11 innings, 4 games, 1960.

Fewest Earned Runs Allowed (minimum 10 innings)

0, John Stewart, Southern California, 16 1/3 innings, 5 games, 1966.
0, Darrell Jackson, Arizona State, 15 1/3 innings, 2 games, 1977.
0, Tony Hudson, Fullerton State, 11 1/3 innings, 4 games, 1979.

TEAM SINGLE GAME RECORDS

Batting

Most Times At Bat

58, Connecticut (8) vs. Harvard (5), 16 innings, 5-28-72.
*52, Southern California (2) vs. Florida State (1), 15 innings, 6-18-70.

Most Times At Bat, Both Teams

- 114, Connecticut (8) vs. Harvard (5), 16 innings, 5-28-72.
*102, Southern California (2) vs. Florida State (1), 15 innings, 6-18-70.

Most Times At Bat, Nine Inning Game

- 50, Holy Cross (15) vs. Penn State (4), 6-15-52.

Most Times At Bat, Nine Inning Game, Both Teams

- 85, Clemson (15) vs. Penn State (4), 6-9-58.

Most Hits

- 28, Arizona State (30) vs. Nevada-Las Vegas (5), 5-28-78.
*21, Duke (18) vs. Oregon State (7), 1952.

Most Hits, Both Teams

- 38, Texas (14) vs. Pan American (12), 13 innings, 5-27-73.
*34, Western Michigan (14) vs. Connecticut (6), 1959.

Most Runs

- 30, Arizona State vs. Nevada-Las Vegas (5), 5-28-78.
*23, Notre Dame vs. Northern Colorado (2), 1957.

Most Runs, Both Teams

- 36, Weber State (21) vs. Northern Colorado (15), 5-25-68.
*25, three times.

Most Runs, One Inning

- 13, Utah (24) vs. Northern Colorado (3), 6-6-60.
*11, California (17) vs. Yale (4), ninth inning, 1947.
*11, Seton Hall (14) vs. Texas A&M (5), eighth inning, 1964.

Most Doubles

- 7, Pepperdine (15) vs. Michigan State (0), 5-25-79.
*6, Duke (18) vs. Oregon State (7), 6-12-52.
*6, Arizona State (13) vs. St. John's (N.Y.) (2), 6-3-78.

Most Triples

- 6, Utah (24) vs. Northern Colorado (3), 6-6-60.
*4, Holy Cross (15) vs. Western Michigan (3), 1952.
*4, Syracuse (12) vs. Northern Colorado (5), 1957.

NOTE: Asterisk (*) indicates College World Series record; all other records made in district or regional playoffs.

National Collegiate Baseball Championship
Team Single Game Records (continued)
Page No. 6

Most Home Runs

- 9, Southern Illinois (15) vs. Ball State (6), 5-29-69.
- *3, Tennessee (9) vs. Southern California (8), 1951.
- *3, Ohio State (14) vs. Washington State (1), 1965.
- *3, Texas (17) vs. South Carolina (6), 6-12-75.
- *3, Arkansas (10) vs. Fullerton State (13), 6-6-79.

Most Total Bases

- 49, Arizona State (30) vs. Nevada-Las Vegas (5), 5-28-78.
- *33, Holy Cross (15) vs. Western Michigan (3), 1952.

Most Total Bases, Both Teams

- 65, Arizona State (30) vs. Nevada-Las Vegas (5), 5-28-78.
- *56, Western Michigan (14) vs. Connecticut (6), 1959.

Most Stolen Bases

- 10, Florida State (10) vs. Richmond (5), 6-2-72.
- 10, St. John's (N.Y.) (14) vs. Holy Cross (12), 5-26-78.
- 10, St. John's (N.Y.) (15) vs. Temple (6), 5-28-78.
- *7, Rutgers (4) vs. Texas (2), 1950.
- *7, Wake Forest (10) vs. Western Michigan (7), 1955.

Most Errors

- 9, Clemson (10) vs. Virginia Tech (11), 5-22-54.
- 9, Penn State (4) vs. Colgate (7), 6-3-55.
- *9, Northern Colorado (0) vs. Arizona (20), 6-13-55.

Most Errors, Both Teams

- 12, in four games.
- *11, Utah (15) vs. Texas A&M (8), 1951.
- *11, Minnesota (13) vs. Mississippi (8), 1956.

Most Double Plays

- *5, Southern California (1) vs. Wake Forest (2), 6-24-49.
- 5, St. John's (N.Y.) (0) vs. Penn State (5), 5-31-57.
- 5, Washington State (8) vs. Portland State (7), 5-27-77.

Most Double Plays, Both Teams

- *8, Minnesota (3) vs. Oklahoma State (1), 1960.
- 8, Washington State (8) vs. Portland State (7), 5-27-77.

Most Pitchers Used

- *6, by three teams.
- 6, by several teams.

NOTE: Asterisk (*) indicates College World Series record; all other records made in district or regional playoffs.

ALL-TOURNAMENT TEAMS (1958-65)

1958

Wilfred (Sonny) Siebert, Missouri, 1b
Mike Castanon, Southern California, 2b
Ken Komodzinski, Holy Cross, 3b
Fred Scott, Southern California, ss
Martin Toft, Missouri, of
Marvin Winegar, Western Michigan, of
Ron Fairly, Southern California, of
Hank Kuhlmann, Missouri, c
Bill Thom, Southern California, p
Doug Gulick, Missouri, p

1959

Bob Wilson, Arizona, 1b
Bruce Andrews, Oklahoma State, 2b
Jim Dobson, Oklahoma State, 3b
Charles Shoemaker, Arizona, ss
Doug Hoffman, Clemson, of
Bailey Hendley, Clemson, of
Connie McIlvoy, Oklahoma State, of
Alan Hall, Arizona, c
Hal Stowe, Clemson, p
Joel Horlen, Oklahoma State, p

1960

William Ryan, Southern California, 1b
John Erickson, Minnesota, 2b
Cal Rolloff, Minnesota, 3b
Dave Pflepsen, Minnesota, ss
Bob Livingston, Southern California, of
Mickey McNamee, Southern California, of
Art Ersepke, Southern California, of
Bill Heath, Southern California, c
Bruce Gardner, Southern California, p
Bob Wasko, Minnesota, p
Jim Ward, Arizona, p

1961

William Ryan, Southern California, 1b
Bruce Andrews, Oklahoma State, 2b
Dave Sarette, Syracuse, 3b
Don Wallace, Oklahoma State, ss
Bill Tomb, Western Michigan, of
Don Davis, Duke, of
Art Ersepke, Southern California, of
Larry Himes, Southern California, c
Littleton Fowler, Oklahoma State, p
Jim Withers, Southern California, p
Larry Hankhammer, Southern California, p

1962

Dave Campbell, Michigan, 1b
Pat Rigby, Texas, 2b
Harvey Chapman, Michigan, 3b
Ernie Fazio, Santa Clara, ss
Ron Tate, Michigan, of
Ken Flanagan, Santa Clara, of
Mickey McDermott, Santa Clara, of
Joe Merullo, Michigan, c
Tom Belcher, Texas, p
Bob Garibaldi, Santa Clara, p

1963

Gary Holman, Southern California, 1b
Ron Theobald, Arizona, 2b
Dale Harvey, Missouri, 3b
William Woodward, Florida State, ss
Kenny Washington, Southern California, of
Craig Morrison, Arizona, of
Hector Barnette, Arizona, of
Bud Hollowell, Southern California, c
Walt Peterson, Southern California, p
Doug Holliker, Arizona, p

1964

Bill Davis, Minnesota, 1b
Dewey Markus, Minnesota, 2b
Dave Thompson, Maine, 3b
Gary Sutherland, Southern California, ss
Dan Hoffman, Minnesota, of
Gary Woods, Missouri, of
Willie Brown, Southern California, of
Ron Wojciak, Minnesota, c
Joe Ferris, Maine, p
Joe Pollack, Minnesota, p

1965

Arnold Chonko, Ohio State, 1b
Luis Lagunas, Arizona State, 2b
Sal Bando, Arizona State, 3b
Bo Rein, Ohio State, ss
Rick Monday, Arizona State, of
Bob Fry, Washington State, of
Jim Dix, St. Louis, of
Chuck Brinkman, Ohio State, c
Steve Arlin, Ohio State, p
Doug Nurnberg, Arizona State, p

ALL-TOURNAMENT TEAMS (1966-1973)

1966

Russ Nagelson, Ohio State, 1b
Matt Galante, St. John's, 2b
Bob Toney, Oklahoma State, 3b
Joe Russo, St. John's, ss
Ray Shoup, Ohio State, of
Wayne Weatherly, Oklahoma State, of
Bo Rein, Ohio State, of
Chuck Brinkman, Ohio State, c
Steve Arlin, Ohio State, p
John Stewart, Southern California, p

1967

Mark Marquess, Stanford, 1b
Dick Swan, Stanford, 2b
Dave Grangaard, Arizona State, 3b
Jack Lind, Arizona State, ss
Ike Lucas, Houston, of
Tom Paciorek, Houston, of
Scott Reid, Arizona State, of
Ron Davini, Arizona State, c
Gary Gentry, Arizona State, p
Q. V. Lowe, Auburn, p

1968

Bill Seinsoth, Southern California, 1b
Lou Bagwell, Texas, 2b
Barry O'Sullivan, Southern Illinois, 3b
Danny Thompson, Oklahoma State, ss
Wayne Weatherly, Oklahoma State, of
Jerry Bond, Southern Illinois, of
Mike Rogodzinski, Southern Illinois, of
Ralph Addonizio, St. John's, c
Bill Lee, Southern California, p
Tom Sowinski, St. John's, p

1969

Steve Caves, Tulsa, 1b
Lou Bagwell, Texas, 2b
Les Rogers, Tulsa, 3b
Roger Detter, Arizona State, ss
John Dolinsek, Arizona State, of
Paul Powell, Arizona State, of
Jim Cardasis, New York University, of
Billy Cotton, Arizona State, c
Larry Gura, Arizona State, p
Burt Hooton, Texas, p

1970

John Langerhans, Texas, 1b
Frank Alfano, Southern California, 2b
Dan Storigrosz, Southern California, 3b
Jerry Lundin, Iowa State, ss
John Grubb, Florida State, of
Gary Shade, Ohio University, of
Mike Markl, Texas, of
Tommy Harmon, Texas, c
Gene Ammann, Florida State, p
Jim Barr, Southern California, p

1971

Jerry Tabb, Tulsa, 1b
Frank Alfano, Southern California, 2b
Mike Eden, Southern Illinois, 3b
Dan Radison, Southern Illinois, ss
Fred Lynn, Southern California, of
Steve Bowling, Tulsa, of
Jim Dwyer, Southern Illinois, of
Larry Calufetti, Southern Illinois, c
Mark Sogge, Southern California, p
Steve Rogers, Tulsa, p

1972

Daryl Arenstein, Southern California, 1b
Ken Reed, Arizona State, 2b
David Chalk, Texas, 3b
Steve Dillard, Mississippi, ss
Bump Wills, Arizona State, of
Tim Steele, Southern California, of
Gary Atwell, Arizona State, of
Sam Ceci, Southern California, c
Russ McQueen, Southern California, p
Craig Swan, Arizona State, p

1973

Clay Westlake, Arizona State, 1b
Bill Berger, Arizona State, 2b
Keith Moreland, Texas, 3b
Roy Smalley, Southern California, ss
Terry Pyka, Texas, of
Carl Person, Georgia Southern, of
Ken Huizenga, Southern California, of
Clint Meyers, Arizona State, c
Dave Winfield, Minnesota, p
Eddie Bane, Arizona State, p
Randy Scarbery, Southern California, p
Bob Shirley, Oklahoma, p

ALL-TOURNAMENT TEAMS (1974-1978)

1974

Orlando Gonzalez, Miami (Fla.), 1b
Rob Adolph, Southern California, 2b
Rich Dauer, Southern California, 3b
Marvin Cobb, Southern California, ss
Manny Trujillo, Miami (Fla.), of
Bob Mitchell, Southern California, of
Tom Ball, Texas, of
Ron Scott, Miami (Fla.), c
George Milke, Southern California, p
Mark Barr, Southern California, p
Stan Jakubowski, Miami (Fla.), p

1975

Mickey Reichenbach, Texas, 1b
Mark Van Bever, South Carolina, 2b
Gary Allenson, Arizona State, 3b
Blair Stouffer, Texas, ss
Bob Pate, Arizona State, of
Steve Cook, South Carolina, of
Rick Bradley, Texas, of
Rick Cerone, Seton Hall, c
Earl Bass, South Carolina, p
Richard Wortham, Texas, p

1976

Ken Phelps, Arizona State, 1b
Dan Schmitz, Eastern Michigan, 2b
Brian Petroff, Eastern Michigan, 3b
Russ Quetti, Maine, ss
Dave Stegman, Arizona, of
Ken Landreaux, Arizona State, of
Pete Van Horne, Arizona, of
Ron Hassey, Arizona, c
Steve Powers, Arizona, dh
Bob Owchinko, Eastern Michigan, p
Bob Chaulk, Arizona, p

1977

Chris Nyman, Arizona State, 1b
Bob Horner, Arizona State, 2b
Brandt Humphry, Arizona State, 3b
Mike Henderson, Arizona State, ss
Chuck McLean, South Carolina, 1f
Mookie Wilson, South Carolina, cf
David Caldwell, Clemson, rf
Steve Stieb, Southern Illinois, c
Jamie Allen, Arizona State, dh
Jerry Vasquez, Arizona State, p
Randy Martz, South Carolina, p

1978

Dave Hostetler, Southern California, 1b
Mike Fox, North Carolina, 2b
Bob Horner, Arizona State, 3b
Doug Stokke, Southern California, ss
Tim Tolman, Southern California, 1f
John Wells, Southern California, cf
Steve Michael, Arizona State, rf
Chris Bando, Arizona State, c
Randy Guerra, Miami (Fla.), dh
Rod Boxberger, Southern California, p
Casey Lindsey, Arizona State, p

1979

Tim Wallach, Fullerton State, 1b
Mike Gates, Pepperdine, 2b
Dan Hanggie, Fullerton State, 3b
Larry Wallace, Arkansas, ss
Marc Brumble, Arkansas, 1f
Kevin McReynolds, Arkansas, cf
Matt Vejar, Fullerton State, rf
Kurt Kingsolver, Fullerton State, c
Keith Walker, Texas, dh
Tony Hudson, Fullerton State, p
Steve Krueger, Arkansas, p

ST. JOHN'S UNIVERSITY
(Northeast Regional Champion)

President: Rev. Joseph T. Cahill
 Faculty Representative: Rev. Robert Rivard
 Director of Athletics: John W. Kaiser
 Baseball Coach: Joseph Russo
 Alma Mater: St. John's, 1966
 Overall Record: 7 Years, W-212, L-72
 St. John's Record: 7 Years, W-212, L-72
 Assistant Coaches: Ed Mathes
 Howard Gershberg

Location: Jamaica, N.Y. 11427
 Enrollment: 17,500
 Nickname: Redmen
 Colors: Red and White
 Conference: ECAC New York-New Jersey
 1980 Record To Date: W-29, L-9
 Sports Information Director: Bill Esposito
 Sports Information Assistant: Katha Quinn
 Omaha Address: Hilton Hotel (402/346-7600)

REDMEN NUMERICAL ROSTER

<u>No.</u>	<u>Players</u>	<u>Pos.</u>	<u>B-T</u>	<u>Ht.</u>	<u>Wt.</u>	<u>Age</u>	<u>Class</u>	<u>Hometown</u>
1	Steven Scafa	2B	S-R	5-9	160	20	Jr.	Brooklyn, N.Y.
4	Douglas Latrenta	CF	L-L	5-11	175	22	Sr.	Smithtown, N.Y.
5	Thomas Arena	1B	L-L	6-0	170	20	So.	North Bellmore, N.Y.
6	Brian Miller	SS	R-R	6-1	170	18	Fr.	Bronx, N.Y.
7	Paul Maruffi	RF	R-R	5-9	170	20	Jr.	Brooklyn, N.Y.
8	Carl Wenz	LF	R-R	6-1	175	18	Fr.	Glen Head, N.Y.
14	Patrick Ambrose	P	L-L	5-10	170	21	Jr.	Staten Island, N.Y.
15	Robert deGruchy	LF	R-R	6-0	180	20	So.	North Massapequa, N.Y.
17	Karl Komyathy	1B	R-R	6-3	195	20	Jr.	Hauppauge, N.Y.
20	Stephen Bingham	P	R-R	6-1	190	22	Sr.	Wantagh, N.Y.
21	Sebastian Borriello	C	R-R	6-0	180	20	Jr.	Brooklyn, N.Y.
22	Vince Merolla	P	R-R	6-2	190	21	Sr.	Brooklyn, N.Y.
23	Gregory LaCasse	P	R-R	6-3	190	21	Sr.	West Hempstead, N.Y.
24	Thomas Marassa	SS	R-R	6-1	170	22	Jr.	Flushing, N.Y.
26	Robert Kovalsky	3B	R-R	6-0	195	20	Jr.	Mineola, N.Y.
27	Ronald Kiene	P	R-R	6-3	175	20	Jr.	Brooklyn, N.Y.
28	Richard Connors	C	R-R	6-3	190	18	Fr.	Far Rockaway, N.Y.
29	Frank Viola	P	L-L	6-4	190	19	So.	East Meadow, N.Y.
32	Donald Giordano	C	R-R	6-1	190	20	So.	Staten Island, N.Y.
33	John Simeti	LF	R-L	5-11	190	21	Sr.	East Rockaway, N.Y.
34	Christopher Rich	P	R-R	6-7	190	20	Jr.	Levittown, N.Y.
44	Thomas White	P	L-L	5-10	165	21	Jr.	Bellmore, N.Y.
45	John Franco	P	L-L	5-9	160	19	So.	Brooklyn, N.Y.

1980 ST. JOHN'S STATISTICS

(38 Games - Includes Northeast Regional)

<u>Batting</u>	<u>AVG.</u>	<u>G</u>	<u>AB</u>	<u>R</u>	<u>H</u>	<u>2B</u>	<u>3B</u>	<u>HR</u>	<u>RBI</u>	<u>BB</u>	<u>SO</u>	<u>SAC</u>	<u>SB-A</u>
Thomas Arena	.500	3	2	1	1	0	0	1	4	1	0	0	0-0
Sebastian Borriello	.398	31	103	19	41	7	3	2	20	11	7	2	0-1
Karl Komyathy	.376	38	149	39	56	8	3	8	35	20	21	2	9-12
Paul Maruffi	.342	38	146	31	50	9	4	2	25	15	8	3	9-10
Donald Giordano	.333	33	108	18	36	2	2	5	26	27	6	4	0-0
Douglas Latrenta	.329	38	146	50	48	9	3	4	28	31	8	0	21-26
Robert Kovalsky	.301	37	133	20	40	7	0	2	21	11	18	2	4-4
Steven Scafa	.293	36	133	34	39	4	1	1	21	29	13	4	18-23
John Simeti	.262	29	103	15	27	1	0	1	17	12	10	1	3-3
Brian Miller	.243	32	111	24	27	6	3	4	19	18	28	2	2-2
Thomas Marasa	.193	19	57	9	11	0	0	0	9	8	7	4	3-3
Carl Wenz	.154	9	13	2	2	1	0	0	1	1	5	1	0-0
Robert deGruchy	.114	15	44	5	5	2	0	0	3	3	11	0	1-1
Richard Connors	.000	3	6	0	0	0	0	0	0	0	3	0	0-0
Others			34	21	8	2	0	0	6	5	6	0	6-7
ST. JOHN'S	.304	38	1288	288	391	58	19	30	235	192	143	25	76-92

<u>Pitching</u>	<u>ERA</u>	<u>G</u>	<u>GS</u>	<u>CG</u>	<u>IP</u>	<u>H</u>	<u>R</u>	<u>ER</u>	<u>BB</u>	<u>SO</u>	<u>W</u>	<u>L</u>	<u>Sv</u>
Carl Wenz	0.00	1	0	0	4	1	0	0	0	1	0	0	0
Vince Merolla	1.52	6	0	0	23-2/3	20	6	4	8	8	2	1	1
Frank Viola	2.35	10	10	8	76-2/3	61	31	20	35	49	9	1	0
Thomas White	2.65	5	5	3	37-1/3	29	14	11	15	21	3	1	0
John Franco	3.03	8	6	2	35-2/3	43	16	12	11	23	3	2	1
Gregory LaCasse	3.79	7	6	3	40-1/3	32	20	17	24	17	4	1	0
Christopher Rich	3.83	7	6	5	47	39	20	20	21	16	4	2	0
Ronald Kiene	4.36	4	3	1	20-2/3	24	15	10	13	10	1	1	0
Stephen Bingham	4.91	6	2	0	18-1/3	15	15	10	20	16	2	0	1
Patrick Ambrose	5.41	4	0	0	6-2/3	5	4	4	7	3	1	0	1
Others		1	0	0	2/3	0	0	0	3	0	0	0	0
ST. JOHN'S	3.13	38	38	22	311	269	141	108	157	164	29	9	4

1980 ST. JOHN'S SEASON REVIEW

(W-29, L-9)

<u>Wins</u>	<u>Losses</u>	<u>Opponent</u>	<u>Wins</u>	<u>Losses</u>	<u>Opponent</u>
9-0		Hofstra		1-2	NEW HAVEN
	0-4	Connecticut	14-0		BRIDGEPORT
15-3		Fordham	13-3		IONA
8-2		RUTGERS	9-5		RIDER
4-2		William & Mary	5-1		Penn State
3-2		Old Dominion		4-6	Penn State
	3-4	Old Dominion	10-2		Adelphi
	6-7	Old Dominion	9-1		ST. FRANCIS
14-7		Old Dominion	5-2		DELAWARE
12-11		Richmond	3-2		DELAWARE
	1-2 (10)	Richmond	7-3		Princeton
	1-7	Virginia Commonwealth		4-5	Princeton
16-4		Virginia Commonwealth	6-5		*LONG ISLAND
25-6		ARMY		0-4	*BUFFALO
4-3		ST. FRANCIS	11-8		*SETON HALL
9-1		QUEENS	14-1		*BUFFALO
5-4		Fairfield	9-8		*BUFFALO
7-2		Temple			

* ECAC New York-New Jersey Regional
HOME GAMES IN CAPS

NORTHEAST REGIONAL

(Orono, Maine)

6-4	Maine
9-5	Harvard
6-3 (10)	Harvard

PREVIOUS CHAMPIONSHIP APPEARANCES

<u>Year</u>	<u>Playoffs</u>	<u>CWS</u>	<u>Finish</u>
1949	++	2-2	FOURTH
1954	1-1	---	---
1956	1-1	---	---
1957	1-1	---	---
1960	2-0	1-2	---
1961	1-1	---	---
1962	0-1	---	---
1963	1-1	---	---
1964	0-1	---	---
1966	3-0	2-2	FOURTH
1967	2-2	---	---
1968	3-0	2-2	THIRD(tie)
1972	0-2	---	---
1974	2-2	---	---
1975	1-2	---	---
1976	1-2	---	---
1977	3-2	---	---
1978	5-1	0-2	---
1979	2-2	---	---
1980	3-0		
20 Years	32-22	7-10	

++District play began in 1954.

REDMEN NOTES

RUSSO MAKES THIRD TRIP TO OMAHA

This is coach Joe Russo's third visit to Omaha with St. John's University. He was captain of the 1966 team that defeated Northeastern 5-3 and Texas 2-0 before bowing to Ohio State and Oklahoma State. His 1978 team was the first one he took to the World Series as a coach. That club led the nation in stolen bases with 219 and won a school record 40 games. In Omaha, however, St. John's was beaten by Arizona State and North Carolina.

OTHER NAMES TO BRING THE REDMEN TO CWS

Overall, this is the sixth time the Redmen have qualified for the College World Series. The first appearance came in 1949 under the direction of coach Frank McGuire. McGuire also coached basketball at St. John's, and he would later move on to compile an outstanding basketball coaching record at North Carolina and South Carolina. The captain of the '49 squad was current St. John's athletic director John Kaiser. Seven years later, in 1956, Kaiser was named Redmen head coach and in 17 seasons, guided St. John's to 367 wins against only 133 losses and trips to the college world series in 1960, 1966 and 1968.

RUSSO'S RECORD

In seven seasons, coach Russo has compiled a record of 275-72 and has taken every team he has coached to the NCAA playoffs. Overall, St. John's has been to the NCAA's 20 times, which ties it with Southern California for third place in all-time playoff appearances. Texas leads the way with 25, followed by Northern Colorado with 21. The seven straight appearances is the second longest streak in the nation. Miami is first with eight.

KOMYATHY HOME RUN LEADER

Redmen first baseman Karl Komyathy, the club leader in home runs with eight, has twice smacked two in one game. He did it first against Fairfield on April 19th and the second time came against Bridgeport on April 22nd.

NCAA LEADERS

The Redmen have several 1979 NCAA leaders on their roster. Centerfielder Doug Latrenta was the nation's leader in doubles last spring with 18 for a total of 0.49 per game. Rightfielder Paul Maruffi tied for fourth in doubles. He had 15 for a 0.43 per game average. Pitcher Chris Rich had the lowest earned run average last season with a 0.63 mark.

LATRENTA, A CAREER .300 HITTER

In seven seasons at St. John's (four fall, three spring), Doug Latrenta has never batted below .300. Last spring, his .405 average placed him 28th among the nation's leading hitters. In spring play (including this year), Latrenta boasts a lifetime .360 batting average.

###

(West Regional Champion)

President: Dr. John D. Schaefer
Faculty Representative: Dr. Lou Myers
Director of Athletics: David H. Strack
Baseball Coach: Jerry Kindall
Alma Mater: Minnesota, 1956
Overall Record: 8 Years, W-352, L-131, T-1
Arizona Record: 8 Years, W-352, L-131, T-1
Assistant Coaches: Jim Wing (Arizona, 1958)
Jerry Stitt (Arizona, 1968)

Location: Tucson, Ariz. 85721
Enrollment: 32,000
Nickname: Wildcats
Colors: Cardinal Red and Navy Blue
Conference: Pacific Ten
1980' Record To Date: W-40, L-20, T-1
Ass't Sports Information Dtr.: Mike Parkinson
Omaha Address: Hilton Hotel (402/346-7600)

WILDCAT NUMERICAL ROSTER

No.	Player (letters)	Pos.	B-T	Ht.	Wt.	Age	Class	Hometown
6	Patrick Roessler (1)	3B-2B	S-R	5-11	185	20	So.	Phoenix, Ariz.
10	Ronald Quick (1)	2B	S-R	6-0	155	22	Sr.	San Pedro, Calif.
11	Craig Lefferts (2)	P	S-L	6-1	175	22	Sr.	Tucson, Ariz.
12	David Landrith	C	R-R	5-11	170	18	Fr.	Sunnyvale, Calif.
14	John Moses (1)	CF	S-L	5-9	170	22	Sr.	Buena Park, Calif.
15	Shawn Smith	OF	R-R	5-11	170	19	So.	Winslow, Ariz.
16	Scott Stanley (2)	LF-1B	L-L	5-10	165	22	Sr.	Tucson, Ariz.
17	Casey Candaele	INF	R-R	5-9	155	19	Fr.	Lompoc, Calif.
18	Dwight Taylor (1)	OF	L-L	5-11	170	20	So.	Los Angeles, Calif.
22	Wes Clements (1)	1B-OF	R-R	6-4	195	22	Sr.	Hawthorne, Calif.
24	Donald Hyman (1)	C	R-R	5-10	170	22	Sr.	Phoenix, Ariz.
25	Edward Vosberg	P	L-L	6-0	180	18	Fr.	Tucson, Ariz.
26	Gregory Bargar	P	R-R	6-2	185	21	Jr.	Torrence, Calif.
28	Clark Crist (1)	SS	R-R	5-10	170	22	Sr.	Tucson, Ariz.
31	Steven Miller	C	R-R	6-0	160	20	Jr.	Tempe, Ariz.
32	Terry Francona (2)	OF-1B	L-L	6-1	190	21	Jr.	New Brighton, Pa.
33	Alan Regier (1)	1B	S-L	6-1	190	21	Sr.	Hayward, Calif.
36	Ronald Sismondo (1)	P	L-L	6-2	185	19	So.	Mingo Junction, Ohio
37	Jeff Morris (1)	P	L-L	6-1	185	22	Sr.	Tucson, Ariz.
38	Tyler Lawton	P	L-L	6-0	180	20	So.	Los Gatos, Calif.
40	Michael Flinn	P	L-L	6-3	190	20	Jr.	Phoenix, Ariz.
42	Joe Kellner	P	R-R	5-10	170	21	Jr.	Tucson, Ariz.

9 Head Coach Jerry Kindall
7 Assistant Coach Jerry Stitt
8 Assistant Coach Jim Wing

1980 ARIZONA STATISTICS

(61 Games - Includes West Regional)

Batting	AVG.	G	AB	R	H	2B	3B	HR	RBI	BB	SO	SAC	SB-A
Terry Francona	.395	59	238	57	94	24	2	8	78	32	14	6	25-30
Wes Clements	.364	59	209	53	76	20	0	12	62	52	47	6	6-11
Dwight Taylor	.358	53	218	77	78	8	8	1	30	37	28	3	40-44
Shawn Smith	.333	20	9	5	3	2	0	0	1	1	3	0	1-1
John Moses	.331	61	236	69	78	7	6	3	44	50	29	10	37-46
Scott Stanley	.286	58	231	39	66	10	4	3	42	26	20	11	1-3
Ronald Quick	.282	55	181	37	51	6	0	1	31	34	19	10	5-7
David Landrith	.273	9	11	4	3	1	0	0	3	0	1	0	0-0
Casey Candaele	.272	52	180	27	49	6	1	0	24	12	16	4	3-5
Clark Crist	.268	55	231	30	62	5	0	0	28	13	16	8	1-4
Alan Regier	.265	37	68	9	18	4	0	0	9	11	14	1	2-2
Patrick Roessler	.254	47	114	26	24	5	5	4	24	25	36	3	3-4
Donald Hyman	.241	56	158	32	38	8	0	5	23	22	35	6	1-2
Steven Miller	.235	26	17	4	4	0	0	0	5	1	2	3	0-0
Others	--	--	27	10	9	0	0	1	6	3	8	0	2-2
ARIZONA	.309	61	2128	479	658	106	26	38	410	319	288	71	127-161
OPPONENTS	.275	61	2085	328	574	75	11	47	291	281	359	46	46-79
Pitching	ERA	G	GS	CG	IP	H	R	ER	BB	SO	W	L	Sv
Edward Vosberg	3.09	18	15	4	107-2/3	122	52	37	54	79	5	6	0
Gregory Bargar	3.45	25	7	1	94	88	46	36	41	65	7	3	4
Tyler Lawton	3.91	9	1	1	25-1/3	28	15	11	10	16	1	1	1
Joe Kellner	4.55	21	0	0	33-2/3	28	22	17	32	25	3	0	5
Jeff Morris	4.62	15	13	3	89-2/3	88	55	46	49	46	5	2	0
Craig Lefferts	4.93	14	14	1	80-1/3	87	54	44	43	45	5	2	0
Ronald Sismondo	5.18	27	6	0	74-2/3	91	51	43	27	61	10	5	4
Michael Flinn	5.69	4	0	0	6-1/2	6	5	4	4	3	0	0	0
Others	--	--	5	1	27-1/2	36	28	23	21	19	4	1	0
ARIZONA	4.36	61	61	11	539	574	328	261	281	359	40	20	14
OPPONENTS	6.72	61	61	11	522	658	479	390	319	288	20	40	4

1980 ARIZONA SEASON REVIEW

(W-40, L-20, T-1)

Wins	Losses	Opponent
12- 3		CAL. ST.-FULLERTON
	1- 4	CAL. ST.-FULLERTON
7- 1		CAL. ST.-FULLERTON
	15-15 (Tie)	PEPPERDINE
	3- 5 (11)	SAN DIEGO STATE
7- 2		SAN DIEGO STATE
14- 8		SAN DIEGO STATE
20-18		LA VERNE
4- 0		LA VERNE
30- 8		LA VERNE
	1- 2	CAL.-RIVERSIDE
13- 3		CAL.-RIVERSIDE
	6-10	Stanford
	6- 8	Stanford
3- 2		Stanford
4- 1		SOUTHERN CAL.
	6- 9	SOUTHERN CAL.
8- 7		SOUTHERN CAL.
12- 6		GONZAGA
3- 1		GONZAGA
	1- 5	at UCLA
	2- 8	at UCLA
	5- 7	at UCLA
8- 4		*Point Loma
	3- 8	*Loyola (Cal.)
9- 4		*Northern Arizona
	0-10	*San Diego
	2- 2**	*Portland State
18- 6		*Colorado State
7- 5		*San Diego State
7- 7**		*San Diego State
6- 2		COLORADO

Wins	Losses	Opponent
3- 0		COLORADO
	5- 6 (12)	CALIFORNIA
4- 3 (11)		CALIFORNIA
14- 9		CALIFORNIA
	2- 3	Arizona State
11- 5		Arizona State
14- 7		Arizona State
11- 7		WASHINGTON STATE
3- 2		UCLA
17- 1		UCLA
	3- 4	UCLA
	4-10	NORTHERN ARIZONA
8- 0		NORTHERN ARIZONA
6- 4		STANFORD
15- 6		STANFORD
7- 5		STANFORD
14- 5		GRAND CANYON
	2- 3	Southern Cal.
9- 7		Southern Cal.
9- 3		Southern Cal.
4- 3		California
9- 8		California
	0- 2	California
	8-14	ARIZONA STATE
	6- 8	ARIZONA STATE
22- 4		ARIZONA STATE

* Sun-Lite Classic (San Diego, Cal.)

**Tourney tie-breaker system

HOME GAMES IN CAPS

WEST REGIONAL

(Tucson, Ariz.)

5- 4	Fresno State
13- 9	Gonzaga
8- 5	Gonzaga

PREVIOUS CHAMPIONSHIP APPEARANCES

Year	Playoffs	CWS	Finish
1954	3-0	1-2	---
1955	2-1	2-2	FOURTH
1956	2-0	4-2	SECOND
1957	0-2	---	---
1958	2-1	0-2	---
1959	2-0	3-2	SECOND

PREVIOUS CHAMPIONSHIP APPEARANCES (Con't)

Year	Playoffs	CWS	Finish
1960	2-0	2-2	THIRD
1961	0-2	---	---
1962	0-2	---	---
1963	2-0	4-2	SECOND
1966	2-0	1-2	---
1970	2-1	0-2	---
1974	0-2	---	---
1975	0-2	---	---
1976	3-0	5-1	CHAMPION
1978	2-2	---	---
1979	3-0	1-2	---
1980	3-0		

18 Years 30-15 23-21 ---

WILDCAT NOTES

KINDALL MAKES THIRD TRIP TO OMAHA

Head coach Jerry Kindall is taking his third team to Omaha, but this is his four College World Series. Kindall played on the University of Minnesota's 1956 national championship team at shortstop. The team Minnesota beat for the title? Arizona.

FAMOUS RELATIVES

Three of Arizona's players can boast about famous family members. Wildcat left fielder Terry Francona is the son of former major leaguer Tito Francona. Freshman catcher David Landrith is the son of former big league catcher Hobie Landrith. Reliever Joe Kellner is the nephew of ex-major league pitcher Alex Kellner.

WILDCATS ARE HOT

Arizona has won 25 of its last 33 games and has completed its 44th consecutive winning season. This is the 12th CWS appearance for Arizona.

HYMAN IS HOT HITTER

Arizona's senior catcher, Don Hyman, is carrying the hottest bat going in the College World Series. Looking back six games ago, Hyman was hitting .196. Over the last six contests, Hyman has 11 hits in 21 at bats (.524), three home runs, two doubles and six RBIs. He is now hitting .241.

FRANCONA LEADS WILDCAT HIT PARADE

Junior Terry Francona, selected Southern Division co-Player of the Year in the Pacific Ten (with California's Rod Brooker), led the conference in hitting (.395), hits (94), RBIs (78) and doubles (24). He was fourth in stolen bases (25) and sixth in home runs (8). On the Arizona career charts, Francona ranks second in doubles, third in hits, third in RBIs and fourth in total bases.

CLEMENTS TOP POWER HITTER

First baseman Wes Clements, another all-Pacific Ten choice, has hit 26 career home runs for the Wildcats, ranking fifth on the all-time list. His current career slugging percentage of .636 ranks second all-time.

TAYLOR IS THE WILDCAT SPEED MERCHANT

Right fielder Dwight Taylor broke Arizona's stolen base mark this year with a total of 40 in 44 attempts. Twice during the year Taylor has stolen four bases in one game. He has also stolen home twice in 1980.

MOSES IS ANOTHER BASE STEALER

Any other year, center fielder John Moses' 37 stolen bases would have set the standard for Wildcat base runners. Unfortunately he picked the same season Dwight Taylor did to light up the base paths. Even so Moses' two-year total of 63 thefts ranks him third all-time on the Arizona charts.

PITCHING STAFF FEATURES THREE STAR RELIEVERS

Arizona's relief specialists Joe Kellner (short), Greg Bargar (long) and Ron Sismondo (long) have five, four and four saves, respectively. The single-season record is six.

###

(South Regional Champion)

Omaha Address: Hilton Hotel (402/346-7600)

Bill Fuller (Grad Ass't)

No.	Player (letters)	POS.	B-T	Ht.	Wt.	Age	Class	Hometown
2	Jim Weaver (1)	LF	L-L	6-4	200	20	Jr.	Holmes Beach, Fla.
4	Lionel Martinez (1)	2B	R-R	5-9	160	21	Jr.	Tampa, Fla.
6	Jeff Ledbetter (2)	1B	L-L	6-2	210	20	So.	Largo, Fla.
8	Mike Yastrzemski	RF	S-R	5-10	160	18	Fr.	Highland Beach, Fla.
9	Jack Emerick (2)	C	R-R	5-11	185	22	Sr.	Waukegan, Ill.
10	Ken Huff (1)	OF	S-R	5-10	170	20	Jr.	Columbus, Ga.
12	Rick Figueredo	3B	R-R	5-11	175	19	Fr.	Tampa, Fla.
17	Ed Schneider (1)	P	L-L	6-1	190	20	Jr.	Cincinnati, Ohio
18	George Tebbetts (1)	INF	R-R	5-11	155	21	So.	Anna Marie, Fla.
20	Don DeLoach (3)	SS	R-R	5-10	170	21	Jr.	Tallahassee, Fla.
21	Craig Ramsey (3)	C	R-R	5-10	175	21	Jr.	Atlanta, Ga.
22	John Gagnon (2)	P	R-R	5-11	180	22	Sr.	Lantana, Fla.
26	Ken Smith (2)	P	R-R	6-3	200	21	Sr.	Hollywood, Fla.
29	Mike Fuentes (2)	CF	R-R	6-3	190	21	Jr.	Coral Gables, Fla.
33	Rick Hatcher (2)	P	R-R	6-0	195	22	Jr.	Marianna, Fla.
39	Dick Wiggins (2)	P	R-R	6-3	205	22	Sr.	St. Petersburg, Fla.
42	Mike Cullen (1)	OF	L-L	5-8	180	21	Jr.	Detroit, Mich.
43	Jay Keeler (1)	P	R-R	6-1	175	21	So.	Miami, Fla.
44	Tim Phillips (1)	P	R-R	5-11	170	20	Jr.	Tallahassee, Fla.
46	David Smalley	P	L-L	6-0	170	18	Fr.	Ft. Lauderdale, Fla.
47	Ed Howser (1)	INF	R-R	5-9	160	22	Jr.	West Palm Beach, Fla.
49	Ken Fischer (3)	P	L-L	5-9	160	21	Jr.	Boston, Mass.
11	Head Coach Mike Martin							
3	Assistant Coach Jim Morris							
5	Assistant Coach Bill Fuller							

1980 FLORIDA STATE STATISTICS

(61 Games - Includes South Regional)

Batting	AVG.	G	AB	R	H	2B	3B	HR	RBI	BB	SO	SAC	SB-A
Ed Howser	.440	22	25	6	11	0	3	0	10	7	4	0	0-0
Mike Fuentes	.404	59	225	81	91	11	3	20	76	45	33	4	9-14
Lionel Martinez	.371	61	205	79	76	13	2	6	53	76	26	4	11-15
Jim Weaver	.368	49	163	55	60	6	5	17	73	39	23	4	26-29
Don DeLoach	.362	61	257	74	93	28	3	3	53	25	18	2	12-16
Rick Figueredo	.358	56	176	43	63	8	3	2	28	27	18	4	4-4
Mike Cullen	.341	40	91	32	31	7	2	3	19	18	12	1	5-7
Jack Emerick	.321	40	112	26	36	9	1	2	20	17	4	2	3-3
Jeff Ledbetter	.319	61	229	65	73	11	1	19	73	43	27	3	4-4
Mike Yastrzemski	.311	58	177	46	55	12	2	9	52	35	21	5	8-9
Craig Ramsey	.281	54	160	40	45	6	1	5	33	32	25	5	7-10
Ken Huff	.258	36	62	30	16	4	3	0	14	25	13	4	5-6
George Tebbetts	.250	33	64	14	16	2	0	3	14	5	12	1	1-1
Others	--	--	85	30	25	3	0	3	23	22	17	0	3-3

FLORIDA STATE	.340	61	2031	621	691	120	29	92	541	416	253	39	98-121
OPPONENTS	.280	61	1877	294	525	79	13	47	258	251	309	25	41-58

Pitching	ERA	G	GS	CG	IP	H	R	ER	BB	SO	W	L	Sv
Tim Phillips	2.36	10	0	0	19	20	12	5	5	12	1	0	0
Rick Hatcher	3.04	18	7	5	80-1/3	73	34	27	27	43	10	2	1
Ken Fischer	3.04	16	12	3	76-2/3	75	36	26	49	43	9	1	1
Ed Schneider	3.14	14	13	2	83	69	41	29	46	53	9	3	0
Dick Wiggins	3.71	14	12	4	85-1/3	94	44	35	23	38	9	3	0
Jay Keeler	4.24	5	3	1	19-1/3	17	14	9	12	10	2	1	0
Ken Smith	4.98	19	6	1	65-1/3	87	42	36	17	37	4	0	3
John Gagnon	5.53	13	0	0	26	25	16	16	17	25	3	0	0
David Smalley	6.86	11	4	0	21-1/3	20	19	16	25	30	1	0	1
Jeff Ledbetter	30.00	3	1	0	3	7	11	10	7	3	0	0	0
Others	--	--	3	0	25-1/3	38	25	22	23	15	3	0	0

FLORIDA STATE	4.12	61	61	16	504-2/3	525	294	231	251	309	51	10	6
OPPONENTS	10.03	61	61	10	481-1/3	691	621	536	416	253	10	51	-

1980 FLORIDA STATE SEASON REVIEW

(W-51, L-10)

<u>Wins</u>	<u>Losses</u>	<u>Opponent</u>	<u>Wins</u>	<u>Losses</u>	<u>Opponent</u>
	0-10	Miami (Fla.)	21- 7		AUBURN
	3- 4	Miami (Fla.)	2- 0		AUBURN
9- 8		Miami (Fla.)	12- 0		South Florida
5- 3		TROY STATE	3- 1		South Florida
11- 9		TROY STATE	14- 3		South Florida
10- 3		LENOIR RHYNE	2- 1		Florida
8- 4		Jacksonville	15- 2		Florida
17- 8		Jacksonville	12- 1		FLAGLER
16- 3		Jacksonville	9- 5		Auburn
	6-21	FLORIDA	4- 2		Auburn
6- 0		WINGATE	10- 4		SOUTH FLORIDA
5- 4		WINGATE	17- 0		SOUTH FLORIDA
18- 3		MISSOURI-ROLLA	5- 4		SOUTH FLORIDA
13- 0		MISSOURI-ROLLA		3- 5	Troy State
23- 5		BROOKLYN COLLEGE	12- 3		Troy State
2- 0		NORTHERN KENTUCKY	11- 4		VALDOSTA STATE
9- 7		MERCER		6-10	MIAMI (FLA.)
27- 2		MONMOUTH (ILL.)	7- 5		MIAMI (FLA.)
18- 3		OTTERBEIN		5- 7	MIAMI (FLA.)
15- 6		OTTERBEIN		4-12	*Virginia Tech
12- 0		WRIGHT STATE	13- 1		*Louisville
	2- 6	WRIGHT STATE	12- 5		*Tulane
	2- 3	Tulane	13- 6		*Virginia Tech
10- 9		EASTERN ILLINOIS	14-11		*Memphis State
28- 2		DAYTON	11- 7		*Memphis State
7- 4		Mercer	5- 3		Georgia Southern
7- 6		JACKSONVILLE	13-11		Georgia Southern
15- 3		JACKSONVILLE		3- 8	Georgia Southern
15- 1		JACKSONVILLE			* Metro Tournament (Tallahassee, Fla.)
15- 9		Valdosta State			HOME GAMES IN CAPS

SOUTH REGIONAL

(Tallahassee, Fla.)

10- 8	New Orleans
19- 7	Western Kentucky
10- 5	Western Kentucky

PREVIOUS CHAMPIONSHIP APPEARANCES

<u>Year</u>	<u>Playoffs</u>	<u>CWS</u>	<u>Finish</u>
1956	1-2	---	---
1957	3-1	0-2	---
1958	1-2	---	---
1959	2-2	---	---
1961	1-2	---	---
1962	4-1	2-2	FOURTH
1963	3-1	1-2	---
1965	4-1	1-2	---
1966	3-2	---	---
1967	1-2	---	---
1968	3-2	---	---
1970	3-0	4-2	SECOND
1972	1-2	---	---
1975	3-0	0-2	---
1976	1-2	---	---
1978	0-2	---	---
1979	0-2	---	---
1980	3-0		

18 Years 37-26 8-12 ---

SEMINOLE NOTES

MIKE MARTIN IS ONE-FOR-ONE

Few head coaches can brag that they took their team to the national championships in their first year as head coach, but Mike Martin is one of them. A Florida State assistant coach since 1975, Martin served under both Woody Woodward and current New York Yankee Head Coach Dick Howser before taking over the reins this year.

SEMINOLES HOPING FOR LONGER STAY IN OMAHA

When FSU plays its first game against Hawaii, it will mark the seventh time the Tribe has been to Omaha. The last time was a short stay as Florida State lost two straight. The Seminoles came close to the national title in 1970's CWS, losing the championship game to Southern California, 2-1, in 15 innings, the longest final in CWS history.

REGIONAL LOSING STREAK SNAPPED

Florida State snapped a six-game regional tournament losing streak with their win in the South Regional. After winning one game in the 1976 South Regional, the Seminoles lost their next two. They followed that with two more losses in the 1978 Atlantic Regional and two straight in the 1979 East Regional.

FSU FIRST METRO TEAM IN OMAHA

Since the 1976 formation of the Metro Conference, Florida State is the first member of that league to appear at the College World Series. The league determines its champion in a conference tournament and the winner receives an automatic berth in the South Regional.

IS FLORIDA STATE ANOTHER LOUISVILLE?

Can the Metro Conference have a repeat? Earlier this year Louisville represented the league in the NCAA basketball tournament and the Cardinals won the national title.

FSU-HAWAII 1-1 IN PREVIOUS MEETINGS

The Seminoles are 1-1 against first-round opponent Hawaii. In 1977 the two teams split a pair at the Rainbows' Easter Tournament. The Tribe lost the opening game, 5-4 in 15 innings, then came back to take a 5-2 verdict.

THE MAJOR LEAGUE CONNECTION

Florida State's roster definitely has a major league connection. First there is starting right fielder Mike Yastrzemski, the son of Carl Yastrzemski, premier player for the Boston Red Sox. Then there are utility players George Tebbetts and Eddie Howser. Tebbetts' father is Birdie, former major league manager and now chief scout for the New York Yankees. Howser is the nephew of Yankee manager Dick Howser, who was head coach of the Seminoles last year. Next season the Tribe will have another major league connection. It was announced recently that Bruce Tanner, son of the Pittsburgh Pirate manager Chuck Tanner, will attend FSU in the fall.

###

UNIVERSITY OF HAWAII
(Central Regional Champion)

Chancellor: Dr. Durward Long
Faculty Representative: Dr. Richard Mamiya
Director of Athletics: Ray Nagel
Baseball Coach: Les Murakami
Alma Mater: Santa Clara, 1958
Overall Record: 10 Years, W-269, L-108
Hawaii Record: 10 Years, W-269, L-108
Assistant Coaches: David Murakami, Coop
DeRenne, Jim Fujimori, Ron Nomura,
Carl Furutani

Location: Honolulu, Hawaii 96822
Enrollment: 21,000
Nickname: Rainbows
Colors: Green and White
Conference: Western Athletic
1980 Record To Date: W-57, L-16
Sports Information Director: Ed Inouye
Omaha Address: Hilton Hotel (402/346-7600)

RAINBOW NUMERICAL ROSTER

[illegible]

1980 HAWAII STATISTICS

(73 Games - Includes Central Regional)

Batting	AVG.	G	AB	R	H	2B	3B	HR	RBI	BB	SO	SAC	SB-A
Rick Bass	.350	73	277	86	97	19	3	1	53	49	24	13	39-46
Collin Tanabe	.350	68	254	52	89	21	7	5	57	39	29	4	6-8
Kevin Williams	.340	62	188	58	64	9	6	1	42	36	26	9	35-42
Thad Reece	.314	73	258	76	81	13	1	1	48	68	24	6	38-45
Kimo Perkins	.312	67	205	47	64	6	4	0	34	54	24	8	12-15
Jay Erdahl	.300	59	180	48	54	8	2	10	51	36	23	6	7-8
Greg Oniate	.293	59	181	24	53	13	3	3	55	38	19	3	1-3
Howard Dashefsky	.285	61	179	39	51	11	0	3	33	39	23	1	2-6
Les Kakazu	.283	52	138	20	39	8	2	1	22	27	15	0	0-2
Eric Tokunaga	.271	68	188	37	51	4	3	0	33	28	13	8	4-5
Larry O'Connor	.217	39	83	16	18	3	1	1	14	17	16	4	4-4
Wade Mauricio	.214	54	98	23	21	0	3	3	22	24	9	7	6-8
Joel Lono	.167	37	24	13	4	0	0	0	4	4	4	0	6-7
Others	---	--	30	5	7	0	0	0	6	2	1	0	2-2

HAWAII	.299	73	2283	544	683	116	35	29	474	463	251	69	162-201
OPPONENTS	.258	73	2245	324	580	83	22	15	273	261	441	45	48-71

Pitching	ERA	G	GS	CG	IP	H	R	ER	BB	SO	W	L	Sv
Alan Lane	2.44	17	0	0	44-1/3	48	18	12	13	19	4	0	0
Chuck Crim	2.71	16	16	9	122-2/3	104	50	37	46	92	14	0	0
Wes Kimura	2.96	12	0	0	27-1/3	28	17	9	15	14	2	2	0
David Smith	3.09	13	10	6	84-1/3	73	39	29	24	39	10	1	0
Bryan Duquette	3.18	15	15	6	104-2/3	94	56	37	52	122	10	3	0
Glenn Silva	3.65	6	6	1	24-2/3	32	15	10	13	15	2	1	0
Mark Olmos	4.02	13	9	2	53-2/3	61	30	24	31	55	4	1	0
Joel Lono	5.12	14	10	4	63-1/3	71	43	36	29	48	4	4	0
Sam Kakazu	5.16	16	0	0	29-2/3	35	23	17	18	12	3	2	3
Scott Roberts	6.53	9	7	1	40	44	32	29	21	24	4	2	0

HAWAII	3.61	73	73	29	594-2/3	580	324	240	261	441	57	16	3
OPPONENTS	6.73	73	73	16	565-2/3	683	544	423	463	251	16	57	1

1980 HAWAII SEASON REVIEW

(W-57, L-16)

<u>Wins</u>	<u>Losses</u>	<u>Opponent</u>	<u>Wins</u>	<u>Losses</u>	<u>Opponent</u>
6- 2		Hawaii-Hilo	15- 8		Texas-El Paso
8- 5		Hawaii-Hilo	10- 6		Texas-El Paso
15- 1		Hawaii-Hilo	12- 8		Texas-El Paso
9- 0		*Hawaii-Hilo	12- 4		Texas-El Paso
7- 3		*Hawaii-Hilo	9- 1		Wichita State
10- 3		HAWAII-HILO	12- 6		Wichita State
7- 1		HAWAII-HILO	6- 1		New Mexico
13- 2		HAWAII-HILO	13-11		New Mexico
	11-13	ARIZONA STATE		0-14	New Mexico
8- 7		ARIZONA STATE		6-11	New Mexico
8- 6		ARIZONA STATE	7- 4		SAN DIEGO STATE
13-12 (10)		ARIZONA STATE	11- 4		SAN DIEGO STATE
	7- 8	ARIZONA STATE	6- 5		SAN DIEGO STATE
4- 2		ARIZONA STATE	7- 4		SAN DIEGO STATE
3- 2		OKLAHOMA		4- 9	SAN DIEGO STATE
	1- 2	OKLAHOMA	9- 4		TEXAS-EL PASO
11- 1		OKLAHOMA	9- 2		TEXAS-EL PASO
	0- 1	OKLAHOMA	7- 1		TEXAS-EL PASO
8- 7		OKLAHOMA	9- 0		TEXAS-EL PASO
	5- 6	OKLAHOMA	7- 6		TEXAS-EL PASO
7- 6		MURRAY STATE		1-10	TEXAS-EL PASO
16- 7		MURRAY STATE	7- 1		San Diego State
6- 0		MURRAY STATE		2- 3	San Diego State
12- 6		MURRAY STATE		5- 8	San Diego State
7- 3		MURRAY STATE	9- 3		San Diego State
	2- 6	WICHITA STATE	8- 7		NEW MEXICO
	1- 6	WICHITA STATE		1- 4	NEW MEXICO
	8- 9	WICHITA STATE	11-10		NEW MEXICO
7- 3		WICHITA STATE	9- 0		NEW MEXICO
9- 0		KEARNEY STATE	4- 3		NEW MEXICO
11- 0		KEARNEY STATE	4- 2		NEW MEXICO
6- 1		LOS ANGELES STATE	9- 2		**Brigham Young
8- 3		LOS ANGELES STATE	7- 0		**Brigham Young
6- 2		MISSOURI			
10- 7		CAL POLY-POMONA			
6- 0		CAL POLY-POMONA			
	2-10	MISSOURI			

* Maui, Hawaii

** WAC Tournament (Honolulu, Hawaii)

HOME GAMES IN CAPS

CENTRAL REGIONAL

(Austin, Tex.)

8- 4	Pan American
2- 1	Louisiana Tech
7- 3	Texas

PREVIOUS CHAMPIONSHIP APPEARANCES

<u>Year</u>	<u>Playoffs</u>	<u>CWS</u>	<u>Finish</u>
1977	0-2	---	---
1979	2-2	---	---
1980	3-0		
3 Years	5-4	---	---

###

RAINBOW NOTES

MURAKAMI GUIDES RAINBOWS TO FIRST CWS

If a script writer had written it, nobody would believe it. But Hawaii Head Coach Les Murakami has built a national power in college baseball in just ten years. When he took over as a part-time coach in 1971, the Rainbows barely had their own place to practice. Murakami scrounged around for a backstop and equipment and put together a field. That field was soon turned into a parking garage but Murakami managed to get the legislature to appropriate \$1.3 million for a 3,000-seat facility. In 1971 Hawaii played only four games against U.S. colleges and lost them all. In 1975 Murakami's dream came true with the opening of Aloha Stadium. What followed was almost an overnight success story. In 1977 Hawaii received its first NCAA regional bid and hosted the West Regional. Opening day drew 14,008. Last year, Hawaii played a game before 18,348 at Aloha Stadium, the largest crowd to ever see a regular-season college baseball game. Finally in 1980 Murakami has advanced one more step--Hawaii's first trip to Omaha.

MOUND CREW FEATURES YOUTH

When Hawaii's record-setting pitcher Derek Tatsuno (20-1 record in 1979) threw his last pitch for the Rainbows last season, the big question was who would fill the gap. The gap has been filled by a virtual army of freshmen hurlers. The number-one man is righthander Chuck Crim who has merely reeled off 14 straight wins his first year. Hawaii's top relief pitcher is first-year man Alan Lane, another righthander with a team-leading 2.44 ERA. Freshman lefthander Bryan Duquette is 10-3 on the year and leads the squad in strikeouts with 122 in 104-2/3 innings. The "veteran" of the staff is sophomore David Smith with a 10-1 record and 3.09 ERA.

SENIORS FEW, BUT IMPORTANT

Hawaii's 22-man CWS roster features just four seniors but that doesn't mean they get overlooked. Co-captain Rick Bass, son of former Los Angeles Ram star Dick, has already accounted for 10 career records and currently leads the team in hitting. Right fielder Kevin Williams is third on the team in hitting and third in stolen bases.

TEAM MARKS FALL IN 1980

The 1980 Rainbows have hit more home runs (29) than any other team in school history. They also have more double plays (74), but have committed more errors (131). The Rainbows' speed has contributed to the 35 triples (and how many teams can boost more three-baggers than homers?) and 116 doubles. Hawaii has also stolen 162 bases in 201 tries while the opposition has been successful just 48 times in 71 attempts.

RAINBOWS WIN WAC IN FIRST YEAR

In a year of firsts, Hawaii also made it one-for-one in the Western Athletic Conference winning the conference title in its first year of competition. The Rainbows won two straight from Northern winner Brigham Young and set a conference record in the process. Game one of the playoffs, hosted by Hawaii, saw the Rainbows draw 13 walks off three BYU hurlers in the 9-2 win. Hawaii also stole eight bases in the two contests, one short of the conference record.

###

(Atlantic Regional Champion)

Sports Information Assistant: Tim Bourret
Omaha Address: Hilton Hotel (402/346-7600)

No.	Players (letters)	Pos.	B-T	Ht.	Wt.	Age	Class	Hometown
1	Billy Weems (3)	LF	L-R	5-10	156	22	Sr.	Fairfax, Va.
2	Robbie Allen (2)	SS	R-R	5-10	160	20	Jr.	Tabor City, N.C.
3	Frank Russ	3B	R-R	5-9	152	20	Fr.	Charleston, S.C.
4	Craig Roberson	3B	R-R	6-0	176	19	Fr.	Highland Springs, Va.
7	David Lemaster	C	R-R	6-2	185	19	Fr.	Paintsville, Ky.
8	Danny Sheaffer	C	R-R	5-10	180	18	Fr.	New Cumberland, Pa.
9	Glenn Gallagher	RF	R-R	6-0	185	20	Fr.	Lancaster, Pa.
10	Neil Simons (3)	CF	L-L	6-0	175	21	Sr.	Silver Spring, Md.
11	Tim Teufel (1)	2B	R-R	5-11	170	21	Sr.	Greenwich, Conn.
12	Greg Guin (1)	1B	L-L	5-11	180	20	So.	Newport News, Va.
14	Trent Grove	2B	L-R	5-11	152	18	Fr.	Red Lion, Pa.
15	Bill Castelli (1)	3B	L-R	5-11	171	23	Sr.	Boca Raton, Fla.
16	Jay Sexton	RF	R-R	5-10	150	20	Jr.	Yorktown, Va.
17	Steve Van Dyke	C	L-R	6-0	165	19	Fr.	Erie, Pa.
21	Jimmy Key	P-DH	R-L	6-1	184	19	Fr.	Huntsville, Ala.
22	Tom Mallon	P	R-L	6-3	180	19	Fr.	Fairfax, Va.
25	Bobby Kenyon (2)	P	R-R	6-1	180	20	Jr.	Massapaqua Park, N.Y.
26	Len Bradley (1)	P	R-R	6-5	240	21	Sr.	Kipling, N.C.
27	Bill Duke	P	R-R	6-1	192	21	So.	Goose Creek, S.C.
31	Billy Trapp (2)	P	R-R	6-0	154	22	Sr.	Hanahan, S.C.
32	Larus Lilley	P	L-L	6-2	190	19	So.	Greer, S.C.
35	Mike Brown (2)	P	R-R	6-2	205	21	Jr.	Vienna, Va.
38	Head Coach Bill Wilhelm							
20	Assistant Coach Henry Thomas							
29	Assistant Coach Lin Hamilton							

1980 CLEMSON STATISTICS

(57 Games - Includes Atlantic Regional)

Batting	AVG.	G	AB	R	H	2B	3B	HR	RBI	BB	SO	SAC	SB-A
Tim Teufel	.396	44	159	43	63	16	1	10	63	43	14	3	13-16
Billy Weems	.332	57	220	57	73	13	4	7	31	29	10	1	30-36
Frank Russ	.322	56	199	37	64	12	1	0	27	44	15	1	21-27
David Lemaster	.316	40	117	25	37	5	0	3	15	14	19	0	8-9
Neil Simons	.315	57	216	51	68	11	4	4	47	49	8	4	12-18
Glenn Gallagher	.297	52	182	25	54	8	1	7	33	13	19	1	4-6
Bill Castelli	.284	42	102	14	29	8	3	2	23	17	13	1	3-3
Greg Guin	.272	49	169	30	46	12	0	4	34	27	27	1	4-5
Jimmy Key	.263	43	99	18	26	2	0	3	19	6	4	1	0-0
Jay Sexton	.262	39	65	11	17	2	0	0	3	5	17	0	11-12
Robbie Allen	.251	48	171	33	43	7	3	4	23	13	11	2	3-3
Trent Grove	.222	16	27	4	6	1	0	0	4	1	4	0	0-0
Danny Sheaffer	.195	30	77	8	15	2	2	0	4	5	15	1	2-3
Craig Roberson	.169	32	77	9	13	2	0	0	7	10	11	1	3-4
Steve Van Dyke	.163	19	43	9	7	1	0	0	6	5	3	0	1-2
Mike Brown	.000	2	0	1	0	0	0	0	0	0	0	0	0-0
CLEMSON	.292	57	1923	375	561	102	19	44	339	281	190	17	114-143
OPPONENTS	.229	57	1840	235	421	61	7	21	191	210	324	13	57-73
Pitching	ERA	G	GS	CG	IP	H	R	ER	BB	SO	W	L	Sv
Bill Duke	1.25	12	5	3	50-1/3	56	18	7	17	26	6	1	0
Jimmy Key	2.61	18	14	4	110-1/3	80	45	32	39	51	7	4	0
Mike Brown	2.85	17	14	5	88-1/3	55	36	28	38	74	9	2	0
Bobby Kenyon	3.00	17	12	2	78	60	30	26	23	47	8	3	0
Tom Mallon	3.86	8	4	0	21	20	13	9	18	15	1	2	1
Len Bradley	4.35	26	8	1	93	83	55	45	52	70	5	3	7
Billy Trapp	4.72	27	0	0	47-2/3	53	29	25	20	37	2	2	4
Greg Guin	5.40	1	0	0	1-2/3	3	1	1	1	1	0	0	0
Laurus Lilley	10.50	4	0	0	6	11	8	7	2	3	0	2	0
CLEMSON	3.26	57	57	15	496-2/3	421	235	180	210	324	38	19	12
OPPONENTS	5.68	57	57	16	480	561	375	303	281	190	19	38	5

1980 CLEMSON SEASON REVIEW

(W-38, L-19)

<u>Wins</u>	<u>Losses</u>	<u>Opponent</u>	<u>Wins</u>	<u>Losses</u>	<u>Opponent</u>
	2- 6	Valdosta State		3- 6	NORTH CAROLINA ST.
	3- 4	Florida	3- 2		FRANCIS MARION
	0- 6	Florida		10-12	Georgia Tech
22- 7		GEORGIA	14- 8		Western Carolina
10- 2		WESTERN CAROLINA		4- 5	Wake Forest
8- 5		Georgia		3- 4	North Carolina
8- 0		ERSKINE	9- 3		SOUTH CAROLINA
	2- 3	EAST TENNESSEE ST.	4- 3		SOUTH CAROLINA
	1- 3 (11)	EAST TENNESSEE ST.	3- 1		VIRGINIA
8- 0		EAST TENNESSEE ST.	6- 5		VIRGINIA
2- 0		N.C.-WILMINGTON	1- 0		MARYLAND
	1- 3	N.C.-WILMINGTON	5- 2		MARYLAND
8- 2		N.C.-WILMINGTON	4- 0		**Wake Forest
5- 4 (10)		WAKE FOREST	9- 4		**Maryland
10- 7		Stetson	5- 4		**North Carolina St.
	7-10	*Cincinnati	12- 3		**North Carolina
3- 2		*Rollins		2- 4	VIRGINIA TECH
5- 0		*Cornell	8- 0		VIRGINIA TECH
8- 2		*Cincinnati	13- 3		Georgia Southern
	1- 5	*Rollins	10- 8		Georgia Southern
	6- 7 (10)	*Cornell		5-14	Georgia Southern
4- 1		OHIO STATE		7-13	Tennessee
2- 0		OHIO STATE	11- 3		Tennessee
6- 0		OHIO STATE		1- 6	South Carolina
8- 3		OHIO STATE		1- 4	South Carolina
12- 1		HOWARD			
4- 2		HOWARD			
18- 1		GEORGIA TECH			
	3-14	NORTH CAROLINA			

* Winter Park, Fla.

**ACC Tournament (Raleigh, N.C.)

HOME GAMES IN CAPS

ATLANTIC REGIONAL

(Clemson, S.C.)

22- 4	East Tennessee St.
6- 2	South Carolina
17-12	South Carolina

PREVIOUS CHAMPIONSHIP APPEARANCES

<u>Year</u>	<u>Playoffs</u>	<u>CWS</u>	<u>Finish</u>
1947	++	0-1	---
1954	0-2	---	---
1958	4-1	1-2	---
1959	3-0	1-2	---
1967	3-2	---	---
1975	0-2	---	---
1976	3-0	1-2	---
1977	3-1	1-2	---
1978	1-2	---	---
1979	2-2	---	---
1980	3-0		

11 Years 22-12 4-9 ---

++ District play began in 1954.

###

TIGER NOTES

WILHELM TAKES FIFTH TEAM TO OMAHA

This is the sixth time Clemson has made it to the College World Series and the fifth time under veteran coach Bill Wilhelm. The Tigers have never had a losing season since Wilhelm took over in 1958 and 1980 marked the sixth straight year Clemson has won at least 33 games. This was also the sixth straight appearance in the NCAA regional playoffs.

GALLAGHER STARS IN TWO SPORTS

Right fielder Glenn Gallagher is a freshman who divided his time between baseball and football during the spring. He is a quarterback candidate for the 1980 Tiger football team and many times this spring he would play about six innings in the outfield and then don pads for football practice. In this year's spring game, which started at noon, he completed five of six passes, playing only the second quarter. He then went one for three in the baseball game against Maryland, which started at three.

SIMONS ON FOUR-YEAR TEAR

Center fielder Neil Simons, who became the first player named to the all-Atlantic Coast Conference team four consecutive years in the 27-year history of the conference, enters the College World Series with a four-year playoff batting average of .413. In the 17 NCAA games Simons has participated in the last three years, he has had 31 hits in 75 at bats, including 11 extra base hits. He has hit safely in 14 of 17 games, has 15 RBIs and has scored 20 runs. Simons was five for 15 in the 1977 College World Series and Tiger left fielder Billy Weems was four for 14. They are the only two seniors on the team who made the trip to Omaha in 1977.

TEUFEL TOPS IN RBIs, AVERAGE

Second baseman Tim Teufel enters the CWS as one of the nation's top RBI leaders. In his 44 games, his bat has plated 63 runs, an average of 1.43 per game. He also leads the team in home runs with 10, six coming in the last eight games. His .396 batting mark also leads the team, the best average since Denny Walling, now with the Houston Astros, hit .421 in 1975.

KEY WORKHORSE ON MOUND, AT THE PLATE

Freshman Jimmy Key saw action in 43 of Clemson's 57 games this spring, with 18 of them coming on the mound. In the other 25 games he was used either as a designated hitter or played first base. He ended up with a 7-4 mound record and 2.61 ERA while batting .263 with three home runs. Key's 110-1/3 innings pitched was the most for any Tiger hurler this year and four highest in Clemson history. The record is 126-2/3 by Harold Stowe in 1958, the Tigers' first College World Series team.

FOUR SEASON, FIVE CAREER MARKS FALL

Four single-season records were established by the 1980 Tigers. Relief pitcher Billy Trapp appeared in more games (27) and made more relief appearances than any Clemson pitcher. Billy Weems now holds the stolen base record with 30 and Tim Teufel's 63 RBIs is also a team standard. Neil Simons now holds four Clemson career marks. He has the most hits (267), runs scored (203), walks (178) and total bases (404). Weems holds the career record for stolen bases with 68.

SIX TIGERS ON ALL-REGIONAL TEAM

Six Clemson players were named to the all-Atlantic Regional team. They were first baseman Greg Guin, second baseman Tim Teufel, outfielders Neil Simons and Glenn Gallagher, catcher David Lemaster and pitcher Jimmy Key. Gallagher was also named the tournament's most valuable player. In three games he was eight for 15, including two home runs, a triple and nine runs batted in.

(Mideast Regional Champion)

Location: Ann Arbor, Mich. 48109
Enrollment: 35,423
Nickname: Wolverines
Colors: Maize and Blue
Conference: Big Ten
1980 Record To Date: W-35, L-16, T-1
Sports Information Director: Will Perry
Sports Information Assistant: Jim Schneider
Omaha Address: Hilton Hotel (402/346-7600)

No.	Player (letters)	Pos.	B-T	Ht.	Wt.	Age	Class	Hometown
2	Garry Gawrych	3B	R-R	6-0	180	18	Fr.	Great Falls, Va.
3	Dan Sygar	OF	R-R	5-10	165	18	Fr.	Niles, Ohio
4	Greg Schulte	CF	L-R	5-10	180	19	So.	Warren, Mich.
6	Mark Clinton (2)	P	L-R	6-1	185	20	Jr.	Grosse Pt. Woods, Mich.
7	Chuck Wagner (1)	3B-LF	R-R	5-11	170	21	Sr.	Troy, Mich.
8	Sherm Stenson	C	R-R	6-0	170	22	Sr.	Farmington, Mich.
9	Tony Evans	SS	R-R	6-0	168	19	Fr.	Franklin, Ohio
10	John Young (1)	C	L-R	6-4	205	20	So.	Sterling Hts., Mich.
12	Joe Wissing (1)	P	R-R	6-2	185	21	Jr.	Southfield, Mich.
14	Fred Erdmann	RF	L-L	6-0	175	19	Fr.	Warren, Mich.
15	Mickey Kazmierski	P	R-R	6-0	165	18	Fr.	Ypsilanti, Mich.
16	Steve Ontiveros	P	R-R	6-0	170	19	Fr.	Niles, Mich.
18	Scot Elam	P	R-R	6-3	200	20	Fr.	Trenton, Ohio
19	Jim Paciorek (1)	RF	R-R	6-3	205	19	So.	Detroit, Mich.
20	Tim Miller (1)	1B	L-R	6-2	200	21	Jr.	Flint, Mich.
21	Scott Dawson	P	R-R	6-2	180	18	Fr.	Plymouth, Mich.
22	Jeff Jacobson	2B	R-R	6-1	178	19	Fr.	Glenview, Ill.
23	Gerry Hool (2)	C	R-R	6-0	200	20	Jr.	Detroit, Mich.
25	George Foussianes (3)	SS-DH	R-R	6-1	190	22	Sr.	Birmingham, Mich.
26	Tim Karazim	P	R-R	6-1	190	19	So.	Jackson, Mich.
28	Chris Shea	C-LF	L-R	5-10	170	18	Fr.	Quakertown, Pa.
29	Dave Nuss	P	R-R	5-11	170	22	Sr.	Pontiac, Mich.
30	Tom Fredal	LF	R-R	5-10	175	20	So.	Utica, Mich.
32	Pat Balaze (1)	1B	L-R	6-5	215	21	Sr.	Birmingham, Mich.
27	Head Coach Bud Middaugh							
17	Assistant Coach Danny Hall							

1980 MICHIGAN STATISTICS

(52 Games - Includes Mideast Regional)

Batting	AVG.	G	AB	R	H	2B	3B	HR	RBI	BB	SO	SAC	SB-A
Sherm Stenson	.667	6	3	1	2	1	0	0	1	1	1	0	0-0
Dan Sygar	.500	5	2	1	1	0	0	0	1	0	1	0	1-1
George Foussianes	.373	52	161	38	60	9	1	6	41	24	15	3	3-4
Chuck Wagner	.355	49	124	35	44	5	0	0	16	21	11	5	8-13
Jim Paciorek	.349	52	166	40	58	13	4	9	55	21	19	3	7-11
Gerry Hool	.335	50	158	21	53	11	0	3	39	14	9	4	6-9
Greg Schulte	.325	49	163	37	53	10	3	1	17	19	16	8	7-14
Tom Fredal	.286	44	63	18	18	1	0	0	5	11	23	0	7-12
Tony Evans	.284	45	95	16	27	5	0	1	9	10	24	2	2-6
Fred Erdmann	.262	40	61	10	16	4	2	0	7	6	12	2	6-7
Tim Miller	.256	50	133	20	34	4	2	4	32	18	26	4	6-12
Jeff Jacobson	.235	52	119	18	28	3	0	1	13	18	20	7	5-8
John Young	.214	28	70	6	15	4	1	0	11	7	9	0	1-3
Garry Gawrych	.161	36	62	6	10	4	0	0	5	14	12	2	2-2
Pat Balaze	.000	10	10	0	0	0	0	0	1	3	1	0	0-0
Scott Dawson	.000	19	5	0	0	0	0	0	0	0	1	0	0-0
Chris Shea	.000	10	3	2	0	0	0	0	0	2	1	0	1-1
Tim Karazim	.000	13	2	0	0	0	0	0	0	0	1	0	0-0
Mark Clinton	.000	14	1	0	0	0	0	0	0	0	0	0	0-0
Others	---	--	40	17	10	0	0	0	3	8	5	5	1-3
MICHIGAN	.298	52	1441	286	429	74	13	25	256	197	207	45	63-106
OPPONENTS	.259	52	1411	201	365	52	14	18	175	216	264	37	41-71
Pitching	ERA	G	GS	CG	IP	H	R	ER	BB	SO	W	L	Saves
Dan Sygar	0.00	1	0	0	1	1	0	0	1	0	0	0	0
Dave Nuss	1.87	11	3	0	24	20	11	5	13	12	2	0	0
Mark Clinton	2.18	12	11	5	66	57	18	16	33	60	6	3	1
Scott Dawson	2.21	15	11	7	73-1/3	59	23	18	30	44	9	1	2
Steve Ontiveros	2.81	18	9	7	89-2/3	69	31	28	48	83	8	6	2
Scot Elam	3.98	11	9	3	52	52	29	23	32	29	6	0	0
Tim Karazim	7.09	13	2	0	26-2/3	37	23	21	11	13	2	2	0
Joe Wissing	7.80	9	4	0	17-1/3	22	23	15	26	12	1	2	0
Mickey Kazmierski	9.28	6	2	0	10-2/3	13	12	11	9	8	1	2	0
Others	--	--	1	0	15-1/3	35	31	27	13	3	0	0	0
MICHIGAN	3.93	52	52	22	376	365	201	164	216	264	35	16	5
OPPONENTS	5.60	52	52	15	363-1/3	429	286	226	197	207	16	35	-

1980 MICHIGAN SEASON REVIEW

(W-35, L-16, T-1)

<u>Wins</u>	<u>Losses</u>	<u>Opponent</u>	<u>Wins</u>	<u>Losses</u>	<u>Opponent</u>
	7-11	*Tampa	5- 2		Wisconsin
	6- 8	*Eckerd	4- 1		Wisconsin
8- 3		*Old Dominion	4- 3		WAYNE STATE
8- 3		*Western Michigan	11- 3		WAYNE STATE
	0- 1	*Missouri		1- 3	Western Michigan
7- 4 (11)		*Old Dominion	9- 4		Western Michigan
	0- 8	*Old Dominion	8- 5		Eastern Michigan
4- 2		*Old Dominion	4- 2		Eastern Michigan
	4-14	*Tampa	5- 2		PURDUE
	2- 3	*Missouri	4- 3		PURDUE
5- 3		*Temple	7- 2		ILLINOIS
	1- 4	*Eckerd	8- 7		ILLINOIS
7- 4		*Purdue	4- 3		EASTERN MICHIGAN
3- 0		GRAND VALLEY ST.		6-10	EASTERN MICHIGAN
	0- 3	GRAND VALLEY ST.	4- 0		OHIO STATE
5- 0		BOWLING GREEN	7- 1		OHIO STATE
11- 0		BOWLING GREEN	1- 0		INDIANA
9- 0		WAYNE STATE	18- 4		INDIANA
1- 0		WAYNE STATE		4- 7	Toledo
	7- 9	WESTERN MICHIGAN	9- 8		DETROIT
7- 0		MICHIGAN STATE		8- 9	DETROIT
4- 1		Michigan State	5- 0		Northwestern
	2-11	CENTRAL MICHIGAN		2- 3	Northwestern
5-5 (Tie)		CENTRAL MICHIGAN			
	2-13	Minnesota			
7- 2		Minnesota			

* Lakeland, Fla.

HOME GAMES IN CAPS

MIDEAST REGIONAL

(Ann Arbor, Mich.)

9- 4	Central Michigan
7- 0	Nebraska
12- 3	Nebraska

PREVIOUS CHAMPIONSHIP APPEARANCES

<u>Year</u>	<u>Playoffs</u>	<u>CWS</u>	<u>Finish</u>
1953	++	4-1	CHAMPION
1961	2-2	---	---
1962	4-1	4-1	CHAMPION
1975	2-2	---	---
1976	3-2	---	---
1977	2-2	---	---
1978	3-0	1-2	---
1980	3-0		
8 Years	19-9	9-4	---

++ District play began in 1954.

###

WOLVERINE NOTES

MIDDAUGH IN FIRST CWS

Head Coach Bud Middaugh is making his first appearance in the College World Series in his first year with the Wolverines following 12 years at Miami (Ohio). Middaugh collected back-to-back conference championships in 1979 and 1980 with consecutive trips to the Mideast Regional. He won the Mid-American Conference with Miami last year and the Big Ten crown in 1980 with Michigan.

PACIOREK BREAKS FOUR SEASON RECORDS

Sophomore right fielder Jim Paciorek has put a dent in the Michigan single-season baseball records in his first full season. As a freshman Paciorek spent the early season with the Michigan football team in spring practice, but this year he turned his concentration to baseball. Paciorek, whose brother Tom plays for the Seattle Mariners, set four records including two held by former Detroit Tiger star Bill Freehan. With 55 RBIs and 106 total bases, Paciorek broke the records of 44 RBIs and 95 total bases set by Freehan in 1961. Paciorek's other two records are doubles with 13, breaking a tie with Rick Leach and Mike Parker and games played with 52, a record he had shared with current teammates George Foussianes and Jeff Jacobson. Paciorek's nine homers is one shy of the Michigan single-season record shared by Freehan and Dave Brown.

FOUSSIANES HOLDS THREE CAREER RECORDS

Senior captain George Foussianes has been working on the career Michigan records while Paciorek has been setting season marks. Foussianes, who entered the season as Michigan's career home run leader has extended his mark to 19 while passing Rick Leach on the career RBI list. Foussianes has 96 career RBIs to Leach's 88. Foussianes has a career slugging percentage of .522, the highest of any player to compete at least two full seasons.

PITCHERS IN RECORD-BREAKING MOOD, TOO

Several pitchers have also changed some single-season marks for Michigan. Steve Ontiveros' 18 appearances is a record and his 89-2/3 innings pitched is within striking distances of Steve Howe's second-place total of 98-1/3. Two freshmen pitchers, Scott Dawson and Scot Elam, could make the Wolverine record book for best winning percentage based on at least five decisions. Dawson is currently 9-1 and Elam is 6-0.

FOUR U of M PITCHERS WIN ON SAME DAY

Saturday, April 12, 1980 was an interesting afternoon in Michigan baseball history. While junior Mark Clinton hurled a shutout in the Big Ten opener against arch-rival Michigan State, three former Michigan pitchers collected wins in the major leagues. Geoff Zahn was a winner for the Minnesota Twins, Lary Sorensen turned the trick for the Milwaukee Brewers and rookie Steve Howe won his first game for the Los Angeles Dodgers. In the Wolverines' last trip to Omaha, Howe hurled a shutout in the College World Series against Baylor as a sophomore in 1978.

TWENTY-SIXTH BIG TEN TITLE FOR MICHIGAN

Michigan's Big Ten title in baseball was the 26th for the Wolverines, the most by any conference school. Six Wolverines gained all Big Ten honors with George Foussianes selected for the second straight year, but at a new position. He was the all-conference shortstop in 1979, but made it as a designated hitter this year. Others on the first team include pitcher Scott Dawson and right fielder Jim Paciorek. Named to the second team were center fielder Greg Schulte, catcher Gerry Hool and pitcher Mark Clinton.

(Midwest Regional Champion)

President: Albert Bowker	Location: Berkeley, California 94720
Faculty Representative: Robert Steidel	Enrollment: 29,000
Director of Athletics: Dave Maggard	Nickname: Golden Bears
Baseball Coach: Bob Milano	Colors: Blue and Gold
Alma Mater: University of California, 1961	Conference: Pacific-10
Overall Record: 3 yrs, W-78, L-58, T-1	1980 Record To Date: W-41, L-21, T-1
California Record: 3 yrs, W-78, L-58, T-1	Asst. Sports Information Director: Kevin Reneau
Assistant Coaches: Greg Warzecka (Calif. '73)	Omaha Address: Hilton Hotel (402/346-7600)
John Hughes (Calif. '74)	

CALIFORNIA NUMERICAL ROSTER

<u>No.</u>	<u>Player (letters)</u>	<u>POS.</u>	<u>B-T</u>	<u>Ht.</u>	<u>Wt.</u>	<u>Age</u>	<u>Class</u>	<u>Hometown</u>
5	Don Driscoll (2)	LF	L-L	5-11	160	22	Sr.	Sacramento, Calif.
6	Brian Guinn	SS	R-R	6-2	170	19	Fr.	Berkeley, Calif.
8	Mitch Hawley (2)	P	R-R	5-9	155	20	Jr.	Hayward, Calif.
9	Bob Melvin	C	R-R	6-3	180	18	Fr.	Menlo Park, Calif.
10	Greg Zunino (2)	3B	R-R	5-10	170	20	Jr.	Kentfield, Calif.
11	Bill Hawkins	P	L-L	5-10	170	19	Fr.	Fresno, Calif.
12	Lyle Brackenridge	CF	R-R	5-10	170	22	Sr.	Pasadena, Calif.
14	Tom Colburn (3)	C	S-R	6-2	195	21	Sr.	Santa Monica, Calif.
15	Jeff Ronk	2B	R-R	5-11	165	20	So.	Rolling Hills, Calif.
16	Dan McInerny (2)	RF	L-L	6-1	185	21	Jr.	Oceanside, Calif.
20	Rod Booker (1)	SS	L-R	6-0	175	21	Jr.	Altadena, Calif.
21	Michael Eiggs (1)	CF	R-R	6-1	180	19	So.	Oakland, Calif.
22	Bruce Johnson (1)	3B	R-R	5-10	170	20	So.	Lafayette, Calif.
24	Kelly Wood (1)	LF	R-R	6-1	185	21	Sr.	Sacramento, Calif.
25	Jim Selvitella (3)	P	R-R	6-2	190	22	Sr.	So. San Francisco, Calif.
26	Steve Conroy (1)	P	L-L	6-2	180	21	Sr.	Monrovia, Calif.
28	Rob Jessen (1)	1B	R-R	6-3	195	22	Sr.	Hayward, Calif.
30	Glenn Prater	P	R-R	5-11	185	21	Jr.	Cerritos, Calif.
31	John House	C	R-R	6-0	180	19	Fr.	San Jose, Calif.
32	Dave Granger	P	R-R	6-3	180	20	Jr.	Goleta, Calif.
35	Tim Gerlach (1)	1B	R-R	6-1	180	22	Sr.	Napa, Calif.
36	Glenn Newton	P	R-R	6-0	175	21	Jr.	Arcadia, Calif.
37	Chuck Hensley (2)	P	L-L	6-4	185	21	Jr.	Tulare, Calif.
44	Brian Duffy (3)	P	L-L	6-5	195	21	Sr.	Foster City, Calif.
46	Chuck Cary (1)	P	L-L	6-4	200	20	So.	San Ramon, Calif.
7	Head Coach Bob Milano							
40	Assistant Coach Greg Warzecka							
42	Assistant Coach John Hughes							

1980 CALIFORNIA STATISTICS

(63 Games - Includes Midwest Regional)

Batting	AVG.	G	AB	R	H	2B	3B	HR	RBI	BB	SO	SAC	SB
Jeff Ronk	.372	50	148	30	55	9	2	0	15	22	18	3	1
Kelly Wood	.325	56	206	27	67	10	1	7	52	34	37	4	9
Lyle Brackenridge	.319	61	238	54	76	26	7	3	26	38	30	2	32
Rod Booker	.312	63	237	50	74	12	3	0	34	38	14	5	21
Greg Zunino	.304	62	224	43	68	11	2	4	35	29	24	10	19
Tom Colburn	.300	56	160	24	48	9	0	2	35	38	31	6	3
Don Driscoll	.290	58	200	39	58	9	0	1	18	35	25	10	21
Bruce Johnson	.282	45	131	22	37	4	0	1	19	15	14	6	3
Bob Melvin	.269	29	67	7	18	2	0	0	12	5	13	2	0
Dan McInerny	.247	61	219	40	54	6	2	7	43	44	28	4	6
Rob Jessen	.235	52	179	22	42	5	0	3	24	19	34	3	2
Tim Gerlach	.230	28	61	6	14	2	0	1	6	10	9	1	2
Michael Buggs	.175	45	97	23	17	6	0	1	17	18	29	5	1
Brian Guinn	.143	11	7	2	1	0	0	0	0	1	3	0	1
John House	.000	5	6	0	0	0	0	0	1	1	1	0	0
CALIFORNIA	.289	63	2179	389	629	92	13	30	337	347	310	61	121
OPPONENTS	.258	63	2170	264	560	57	7	28	337	214	296	41	63
Pitching	ERA	G	GS	CG	IP	H	R	ER	BB	SO	W	L	Sv
Mitch Hawley	1.13	28	0	0	55-2/3	42	11	7	23	32	5	3	8
Chuck Hensley	2.43	16	15	6	107-1/3	103	41	29	25	50	9	3	0
Glenn Prater	2.44	17	17	3	114-1/3	111	41	31	22	38	8	3	0
Chuck Cary	2.45	12	5	2	51-1/3	55	20	14	22	21	3	1	0
Bill Hawkins	2.57	5	2	0	14	11	7	4	7	7	1	0	0
Glenn Newton	2.85	15	8	1	75-2/3	70	37	24	17	37	7	1	0
Dave Granger	2.87	25	3	0	47	48	22	15	20	34	2	2	2
Brian Duffy	5.00	15	13	0	72	80	52	40	54	58	5	5	0
Jim Selvitella	6.60	8	0	0	15	20	18	11	12	9	0	1	1
Steve Conroy	7.07	10	0	0	14	20	13	11	12	10	1	2	0
CALIFORNIA	2.97	63	63	12	566-1/3	560	264	187	214	296	41	21	11
OPPONENTS	4.99	63	63	14	553-1/3	629	389	307	347	310	21	41	7

1980 CALIFORNIA SEASON REVIEW

			(W-41, L-21, T-1)					
<u>Wins</u>	<u>Losses</u>	<u>Opponent</u>	<u>Wins</u>	<u>Losses</u>	<u>Opponent</u>	<u>Wins</u>	<u>Losses</u>	<u>Opponent</u>
9- 5		SAN FRANCISCO	15- 8		Cal.-Davis			
14- 3		NEVADA-RENO		1- 5	NEVADA-LAS VEGAS			
9- 0		HUMBOLDT STATE	6- 5 (10)		STANFORD			
18- 6		HUMBOLDT STATE		4-10	Stanford			
2- 1		Hayward State	12- 4		STANFORD			
3- 2		ST. MARY'S (CAL.)	7- 5		Arizona State			
12- 4		St. Mary's (Cal.)	6- 0		Arizona State			
1-1 (Tie)		St. Mary's (Cal.)	13- 8		Arizona State			
12- 0		CAL.-DAVIS		4- 5	Santa Clara			
	3- 4	San Jose State	6- 1		Southern Cal.			
	5- 6	SANTA CLARA		2- 6	Southern Cal.			
5- 3		SAN FRANCISCO ST.		0- 4	Southern Cal.			
8- 3		Sacramento State		8- 9 (10)	Fresno State			
10- 7 (10)		Cal Poly-SLO		3- 7	Fresno State			
4- 3 (10)		Cal Poly-SLO	2- 1		UCLA			
11- 1		HAYWARD STATE	2- 1		UCLA			
5- 0		at UCLA	7- 2		UCLA			
	4- 5 (11)	at UCLA	11- 6		SAN JOSE STATE			
	0- 8	at UCLA		3- 4	ARIZONA			
15- 4		SANTA CLARA		8- 9	ARIZONA			
7- 3		ARIZONA STATE	2- 0		ARIZONA			
	1- 4	ARIZONA STATE	7- 5		St. Mary's (Cal.)			
5- 4		ARIZONA STATE		4- 9	Stanford			
7- 3		SOUTHERN CAL.		5- 7	Stanford			
	1-10	SOUTHERN CAL.	7- 6		STANFORD			
7- 4		SOUTHERN CAL.	6- 0		*Washington State			
	5-11	PACIFIC	3- 1		*Washington State			
6- 5 (12)		Arizona	* Pacific Ten Tournament (Pullman, Wash.)					
	3- 4 (11)	Arizona	HOME GAMES IN CAPS					
	9-14	Arizona						

MIDWEST REGIONAL

(Tulsa, Okla.)

2- 3	Nevada-Las Vegas
5- 1	Wichita State
7- 1	Arkansas
2- 1 (14)	Missouri
6- 2	Nevada-Las Vegas
12- 0	Nevada-Las Vegas

PREVIOUS CHAMPIONSHIP APPEARANCES

<u>Year</u>	<u>Playoffs</u>	<u>CWS</u>	<u>Finish</u>
1947	++	4-0	CHAMPION
1957	2-1	5-0	CHAMPION
1980	5-1		
3 Years	7-2	9-0	---

###

GOLDEN BEAR NOTES

THREE'S A CHARM FOR GOLDEN BEARS

This is California's third trip to Omaha and the first two times the Bears came home with the national championship. This is also coach Bob Milano's third year at the helm, only the ninth man to coach California. Milano was voted co-Coach of the year in the Pacific Ten Southern Division. The other man? Arizona's Jerry Kindall.

PITCHING IS THE NAME OF THE GAME

An incredible performance by the Golden Bear mound staff is one of the main reasons California is in Omaha. After losing the opening game of the Midwest Regional to Nevada-Las Vegas, the Bears' mound crew limited the next five opponents to just five runs, including a 2-1 win over Missouri in 14 innings. That contest saw the two teams strand 35 total runners (19 for Cal), while Cal pulled off six double plays. Including the Bears' two conference wins over Washington State, the team ERA in eight post-season games is 0.71 (six earned runs in 76 innings).

IRON HORSE BATTERY

Junior Glenn Prater pitched 17 innings in three days at the Midwest Regional. He six-hit Wichita State, 5-1, Friday and threw eight shut out innings on just one day's rest in the 12-0 clincher over Nevada-Las Vegas. In the 17 innings, Prater did not walk a batter. Senior catcher Tom Colburn, a four-year starter for Cal, caught 57 of the 58 innings Cal played in the 90-degree, 75 per cent humidity of the Midwest Regional in Tulsa. His two-run homer in his final at bat against UNLV moved his 1980 batting average to an even .300.

WINNINGEST SEASON EVER FOR BEARS

The 41 wins for California in 1980 breaks the previous school record for wins in a season of 39, set back in 1938.

RECORDS, AND MORE RECORDS

Senior left fielder Don Driscoll is the Cal career leader in stolen bases with 60 and runs scored with 1-2. Kelly Wood leads the team in RBIs with 52, the highest single-season mark in school history. Wood set a school record last year with 57 runs scored. Dan McInerny's 13 homers last year broke the old record of 12 held by Atlanta Falcon quarterback Steve Bartkowski. As a team, the Bears turned 80 double plays in 1980, another school record.

CAL SPELLS RELIEF H-A-W-L-E-Y

Relief ace Mitch Hawley has yielded just seven earned runs in his 55-2/3 innings of relief this year. That's a 1.13 ERA. He picked up his fifth win in eight decisions by throwing seven shut out innings in the 2-1 Missouri win. He has not allowed a run in his last 13 innings.

###

UNIVERSITY OF MIAMI (FLA.)

(East Regional Champion)

President: Dr. Henry King Stanford
 Director of Athletics: Dr. Harry Mallios
 Baseball Coach: Ron Fraser
 Alma Mater: Florida State, 1959
 Overall Record: 17 Years, W-641, L-228
 Miami's Record: 17 Years, W-641, L-228
 Assistant Coaches: Skip Bertman
 Steve Bomse

Location: Coral Gables, Florida 33124
 Enrollment: 19,000
 Nickname: Hurricanes
 Colors: Orange, Green, & White
 Conference: Independent
 1980 Record to Date: W-57, L-10
 Sports Information Director: George Gallet
 Omaha Address: Hilton Hotel (402/346-7600)

HURRICANES' NUMERICAL ROSTER

<u>No.</u>	<u>Players</u>	<u>Pos.</u>	<u>B-T</u>	<u>Ht.</u>	<u>Wt.</u>	<u>Age</u>	<u>Class</u>	<u>Hometown</u>
2	Danny Smith	P	L-L	5-11	155	19	Fr.	Miami, Fla.
3	Ross Jones	SS	R-R	6-2	175	20	Jr.	Hialeah, Fla.
4	Matt Tyner	OF	R-R	6-1	193	21	Sr.	Decatur, Ill.
6	Matt Minium	OF	L-L	6-1	185	22	Sr.	Kelso, Wash.
7	Mike Kutner	OF	L-R	5-9	170	21	Jr.	Englewood, N.J.
8	Mike Maude	OF	R-R	6-2	190	21	Jr.	Arlington Heights, Ill.
9	Leigh Gullette	OF	L-L	5-8	160	26	Sr.	Belmont, Cal.
11	Dave Bisceglia	C	R-R	5-10	175	23	Sr.	Shrewsbury, Mass.
12	Paul Hundhammer	2B	R-R	5-10	170	21	Sr.	Orinda, Cal.
14	George Reyes	P	R-L	6-0	185	19	Fr.	Miami, Fla.
16	Wally Egnatuk	SS	R-R	5-10	165	19	Fr.	Union, N.J.
19	Tony Barquin	OF	L-L	5-10	175	20	Jr.	Miami, Fla.
21	Frank Castro	C	R-R	5-11	180	19	So.	Miami, Fla.
22	Bob Bastian	P	R-R	6-1	190	21	Jr.	Ft. Lauderdale, Fla.
26	Neal Heaton	P	L-L	6-1	195	20	So.	Holtsville, N.Y.
27	Lou Burmester	P	L-R	6-0	175	19	Fr.	Williston Park, Pa.
31	Rob Biagini	P	R-R	6-4	185	21	Jr.	San Mateo, Cal.
33	Mike Pagliarulo	3B	SW-R	6-1	185	20	So.	Medford, Mass.
34	Eddie Escribano	P	R-R	6-0	185	19	So.	Miami, Fla.
35	Alex DeJesus	1B	R-R	6-1	178	20	Jr.	Guaynabo, P.R.
36	Jeff Morrison	P	R-L	5-10	175	21	Jr.	Delray Beach, Fla.
44	Dave Ferguson	1B	L-L	6-1	185	22	Sr.	Atlanta, Ga.

1 Head Coach Ron Fraser
 15 Assistant Coach Skip Bertman
 18 Assistant Coach Steve Bomse

1980 MIAMI (FLA.) STATISTICS

(67 Games - Includes East Regional)

<u>Batting</u>	<u>AVG.</u>	<u>G</u>	<u>AB</u>	<u>R</u>	<u>H</u>	<u>2B</u>	<u>3B</u>	<u>HR</u>	<u>RBI</u>	<u>BB</u>	<u>SO</u>	<u>SB-A</u>
Alex DeJesus	.341	60	176	42	60	9	2	7	42	44	23	2-3
Ross Jones	.336	67	229	68	77	12	5	5	55	57	34	21-28
Mike Kutner	.331	59	169	37	56	7	1	1	19	41	11	10-19
Mike Pagliarulo	.330	60	221	46	73	16	3	5	45	32	33	5-5
Matt Tyner	.321	58	209	55	67	11	5	15	63	38	40	18-28
Mike Maude	.314	27	35	8	11	3	0	0	14	3	2	1-1
Tony Barquin	.300	62	203	40	61	17	2	2	44	33	24	2-3
Frank Castro	.296	66	223	65	66	21	4	10	54	44	30	10-13
Paul Hundhammer	.284	63	222	62	63	12	4	5	35	52	25	35-42
Matt Minium	.278	55	133	32	37	5	1	0	21	36	8	11-18
Leigh Gullette	.263	62	160	37	42	2	6	3	29	36	17	29-37
Dave Biscoglia	.255	38	47	12	12	3	0	1	11	11	8	1-1
Dave Ferguson	.239	60	155	32	37	5	0	8	27	29	28	4-6
Gary Ross	1000	2	1	0	1	0	0	0	0	0	0	0-0
Terry Gallagher	.750	8	4	3	3	0	0	0	1	1	1	1-1
Wally Egnatuk	.300	19	10	3	3	2	0	0	1	3	0	0-0
Rick Del Giudice	.000	4	1	0	0	0	0	0	0	0	0	0-0
MIAMI	.304	67	2198	542	669	125	33	62	461	461	285	150-205

<u>Pitching</u>	<u>ERA</u>	<u>G</u>	<u>GS</u>	<u>CG</u>	<u>IP</u>	<u>H</u>	<u>R</u>	<u>ER</u>	<u>BB</u>	<u>SO</u>	<u>W</u>	<u>L</u>	<u>Sv</u>
Gary Ross	0.00	2	0	0	2-1/3	0	0	0	3	3	0	0	0
Jeff Morrison	1.73	26	9	6	99	72	28	19	28	43	9	2	2
George Reyes	1.73	12	2	1	36-1/3	20	14	7	17	30	3	0	1
Neal Heaton	1.91	20	17	7	137	83	35	29	65	126	17	3	3
Bob Bastian	2.36	21	16	7	133-2/3	98	42	35	49	108	14	3	2
Bob Biagini	2.81	15	12	1	77	69	30	24	34	63	8	0	0
Danny Smith	3.19	17	4	0	42-1/3	32	23	15	39	39	1	0	0
Eddie Escribano	3.28	12	7	0	49-1/3	46	27	18	12	34	5	2	0
Lou Burmester	7.50	6	0	0	6	8	5	5	3	4	0	0	0
Rick Del Giudice	10.13	3	0	0	5-1/3	5	6	6	4	5	0	0	0
MIAMI	2.42	67	67	22	588-1/3	433	210	158	254	455	57	10	11

1980 MIAMI (FLA.) SEASON REVIEW

(W-57, L-10)

<u>Wins</u>	<u>Losses</u>	<u>Opponent</u>
9- 1		LAMAR
11- 5		LAMAR
21- 1		LAMAR
7- 0		Florida
5- 0		Florida
5- 1		Jacksonville
	6- 7	Jacksonville
4- 0		Jacksonville
10- 0		FLORIDA STATE
4- 3		FLORIDA
	8- 9	FLORIDA STATE
7- 2		ST. LEO
20- 2		ST. LEO
2- 0		SOUTH ALABAMA
	4- 7	SOUTH ALABAMA
7- 1		SOUTH ALABAMA
6- 0		ST. JOSEPH'S (PA.)
12- 4		ST. JOSEPH'S (PA.)
	1- 2	BUFFALO
4- 3		South Florida
8- 0		South Florida
15- 8		BUFFALO
14- 7		BUFFALO
2- 0		INDIANA STATE
2- 1		OKLAHOMA STATE
3- 1		INDIANA STATE
5- 1		SOUTHERN ILLINOIS
	2- 5	SOUTHERN ILLINOIS
7- 2		MIAMI (OHIO)
9- 4		SOUTHERN ILLINOIS
7- 1		BOWLING GREEN
8- 1		SOUTHERN ILLINOIS
11- 2		DELAWARE

<u>Wins</u>	<u>Losses</u>	<u>Opponent</u>
11- 4		FLORIDA A&M
20- 1		FLORIDA A&M
8- 3		BOWLING GREEN
8- 5		JACKSONVILLE
12- 5		JACKSONVILLE
14- 2		JACKSONVILLE
9- 0		SOUTH CAROLINA
5- 0		SOUTH CAROLINA
	5-15	SOUTH CAROLINA
	1- 8	SOUTH CAROLINA
20- 2		FLORIDA INT'L
8- 1		Texas A&M
4- 1		Texas A&M
7- 4		BISCAYNE
2- 1		ECKERD
6- 4		SOUTH FLORIDA
9- 4		BISCAYNE
	4- 6	FLORIDA INT'L
17- 6		STETSON
11- 4		STETSON
3- 2		STETSON
13- 3		FLORIDA INT'L
15- 0		BISCAYNE
10- 6		Florida State
	5- 7	Florida State
7- 5		Florida State
	3- 4	Florida A&M
13- 6		Florida A&M
9- 2		Mercer
8- 2		Mercer
4- 3		Mercer

HOME GAMES IN CAPS

EAST REGIONAL

(Miami, Fla.)

15- 6	South Alabama
10- 3	James Madison
10- 1	Delaware

PREVIOUS CHAMPIONSHIP APPEARANCES

<u>Year</u>	<u>Playoffs</u>	<u>CWS</u>	<u>Finish</u>
1971	1-2	---	---
1973	3-2	---	---
1974	4-1	3-2	SECOND
1975	2-2	---	---
1976	1-2	---	---
1977	3-2	---	---
1978	4-1	2-2	FOURTH
1979	3-0	0-2	---
1980	3-0		

9 Years 24-12

5-6

HURRICANE NOTES

FRASER TAKES MIAMI TO THIRD STRAIGHT CWS

When it comes to success in NCAA tournament action, Miami has to be one of the most successful. Coach Ron Fraser is making his third straight trip to Omaha. No other team has been quite that good, although Arizona is also making a return trip in 1980. Fraser chalked up his career 600th win on March 7 with a 4-3 win over South Florida.

YOU CAN'T TELL THE PLAYERS...

Only half of the 22 players Miami took to the College World Series in 1979 are back in 1980.

SCORING STRENGTH

Miami was not shut out during the season in 1980. The Hurricanes were held to three hits on two occasions, but won both of those games. Low output for the team was one run on two occasions, against Buffalo and South Carolina.

COMPLETELY FRUSTRATED

Nine opposing pitchers hurled complete games against Miami in 1980--and seven of them wound up with a loss.

DYNAMITE DEBUT

Only once until this year did a Miami pitcher hurl a no-hitter in his first collegiate start. Neale Monte did it first, in 1968 against Army, and freshman George Reyes, who was in the first grade when Monte worked his magic, matched the feat on April 30 of this year, no-hitting Biscayne, 15-0. One walk kept Reyes from a perfect game.

JUST-MISSED GEMS

Miami pitchers tossed three one-hit games this year. In each instance, the starter worked until he surrendered the one hit. Bob Bastian went seven innings against Lamar and Danny Smith the same distance against Bowling Green. Longest suspense was Neal Heaton's eight innings of hitless ball versus CWS participant Florida State.

MORRISON MOTORS ALONG

Junior lefty Jeff Morrison boosted his three-year record to 26-4 with a 9-2 ledger in 1980. He was just one pitch and a wild throw away from a perfect year. The one pitch was in a relief shot at Jacksonville, and Rick Sheetz tagged it for a game-winning grand slam. And the wild throw was an errant pickoff attempt at second base that let in Buffalo's two runs in a 2-1 verdict.

TAKING HIS KUTS

Mike Kutner, junior outfielder, played 158 games for Miami before hitting his first collegiate home run. That blow came on May 8 against Mercer. A consistent singles hitter, Kutner has just 21 extra base hits among his 138 safeties.

SLUGGER IN THE CLUTCH

Matt Tyner, who had a .571 slugging percentage in 1979, upped that to .657 in 1980, helped in no small way by a school record-tying 15 home runs. Tyner was also the team's chief clutch performer, averaging 1.09 RBIs per game.

FAN-TASTISTIC

Only two Hurricanes fanned more than they walked in 1980, and the margin in each case was close. Matt Tyner had 38 walks and 40 strikeouts, while Mike Pagliarulo had 32 walks and 33 Ks.

CATCH THE COLLEGE WORLD SERIES!

**MAY 30
JUNE 5/6
ROSENBLATT
STADIUM**

34th Annual College World Series Official souvenir program — price 75c (Inc. tax)



NORTHEAST REGION
ST. JOHN'S UNIVERSITY
Jamaica, New York

Enrollment: 17,500

Colors: Red and White Nickname: Redmen



REDMEN'S 1980 SEASON RESULTS (29-9)

St. John's 9	Hofstra (NY)	0	St. John's 7	Temple (PA)	2
Connecticut 4	St. John's	0	New Haven C. (CT)	2	St. John's 1
St. John's 15	Fordham (NY)	3	St. John's 14	Bridgeport (CT)	0
St. John's 8	Rutgers (NJ)	2	St. John's 13	Iona C. (NY)	3
St. John's 4			St. John's 9	Rider C. (NJ)	5
William & Mary C. (VA)	3		St. John's 5	Penn St.	1
St. John's 3	Old Dominion (VA)	2	Penn St. 6	St. John's	4
Old Dominion (VA)	4	St. John's 3	St. John's 10	Adelphi C. (NY)	2
Old Dominion (VA)	7	St. John's 6	St. John's 9	St. Francis C. (NY)	1
St. John's 14	Old Dominion (VA)	7	St. John's 5	Delaware	2
St. John's 12	Richmond (VA)	11	St. John's 3	Delaware	2
Richmond (VA)	2	St. John's 1	St. John's 7	Princeton (NJ)	3
VA Commonwealth	7	St. John's 1	Princeton (NJ)	5	St. John's 4
St. John's 16	VA Commonwealth	4	*St. John's 6	Long Island U. (NY)	5
St. John's 25	Army (NY)	6	*Buffalo (NY)	4	St. John's 0
St. John's 4	St. Francis C. (NY)	3	*St. John's 11	Seton Hall (NJ)	8
St. John's 9	Queens (NY)	1	*St. John's 14	Buffalo (NY)	1
St. John's 5	Fairfield (CT)	4	*St. John's 9	Buffalo (NY)	8

*East Coast Athletic Conference Playoff

Coaching and Training Staff

12	Joseph Russo - Coach.
11	Edward Mathes - Assistant Coach
10	Howard Gershberg - Assistant Coach
	Larry Falabella - Team Manager
	Louis Del Collo - Trainer
	Frank Racaniello - Graduate Assistant

Sweetheart

Evelyn Young
METROPOLITAN TECHNICAL
COMMUNITY COLLEGE
 Omaha, NE

NCAA NORTHEAST REGION PLAYOFF

St. John's 6	Maine	4	St. John's 9	Harvard (MA)	5
St. John's 6	Maine	4	St. John's 6	Harvard (MA)	3

Service Club Representatives

OPTIMIST CLUB OF OMAHA
 Ron Shilling
 George H. Jones

ROSTER OF ST. JOHN'S UNIVERSITY

No.	Name	Position	Batting Avg.* (Pitcher's W-L*)	B-T	Age	Ht.	Wt.	Class	Hometown
1	Steven Scafa	2b.	.277	S-W	20	5-9	160	Jr.	Brooklyn
4	Douglas Latrenta	cf.	.328	L-L	22	5-11	175	Sr.	Smithtown
6	Brian Miller	ss.	.221	R-R	18	6-1	170	Fr.	Bronx
7	Paul Maruffi	rf.	.354	R-R	20	5-9	170	Jr.	Brooklyn
8	Carl Wenz	lf.	.125	R-R	18	6-1	175	Fr.	Glen Head
14	Patrick Ambrose	p.	(1-0)	L-L	21	5-10	170	Jr.	Staten Island
15	Robert deGruchy	lf.	.116	R-R	20	6-0	180	So.	N. Massapequa
17	Karl Komyathy	1b.	.368	R-R	20	6-3	195	Jr.	Hauppauge
20	Stephen Bingham	p.	(1-0)	R-R	22	6-1	190	Sr.	Wantagh
21	Sebastian Borriello	c.	.398	R-R	20	6-0	180	Jr.	Brooklyn
22	Vince Merolla	p.	(1-1)	R-R	21	6-2	190	Sr.	Brooklyn
23	Gregory LaCasse	p.	(3-1)	R-R	21	6-3	190	Sr.	W. Hempstead
24	Thomas Marasa	ss.	.226	R-R	22	6-1	170	Jr.	Flushing
26	Robert Kovalsky	3b.	.277	R-R	20	6-0	195	Jr.	Mineola
27	Ronald Kiene	p.	(1-1)	R-R	20	6-3	175	Jr.	Brooklyn
28	Richard Connors	c.	.000	R-R	18	6-3	190	Fr.	Far Rockaway
29	Frank Viola	p.	(7-1)	L-L	19	6-4	190	So.	East Meadow
32	Donald Giordano	c.	.342	R-R	20	6-1	190	So.	Staten Island
33	John Simeti	lf.	.235	R-L	21	5-11	190	Sr.	East Rockaway
34	Christopher Rich	p.	(3-1)	R-R	20	6-7	190	Jr.	Levittown
44	Thomas White	p.	(2-1)	L-L	21	5-10	165	Jr.	Bellmore
45	John Franco	p.	(3-2)	L-L	19	5-9	160	So.	Brooklyn

*As of May 16, 1980 prior to Regional Playoffs.



EAST REGION

UNIVERSITY OF MIAMI

Coral Gables, Florida

Enrollment: 19,000

Colors: Orange, Green, White Nickname: Hurricanes

Coaching and Training Staff

- 1 Ron Fraser - Coach
- 15 Skip Bertman - Assistant Coach
- 18 Steve Bomse - Assistant Coach
- Tim Schaeffer - Team Manager
- Kevin Bryant - Team Manager
- Walter Pomerko - Trainer
- George Gallet - Sports Information Director

Sweetheart
Jean Tierney
CREIGHTON UNIVERSITY
Omaha, NE

Service Club Representatives
ROTARY CLUB OF OMAHA
Don McGonigal
Ron Lambert

HURRICANES' 1980 SEASON RESULTS (57-10)

Miami 9	Lamar (TX) 1	Miami 11	Delaware 2
Miami 11	Lamar (TX) 5	Miami 11	Florida A&M 4
Miami 21	Lamar (TX) 1	Miami 20	Florida A&M 1
Miami 7	Florida 0	Miami 8	Bowling Green (OH) 3
Miami 5	Florida 0	Miami 8	Jacksonville (FL) 5
Miami 5	Jacksonville (FL) 1	Miami 12	Jacksonville (FL) 5
Jacksonville (FL) 7	Miami 6	Miami 14	Jacksonville (FL) 2
Miami 4	Jacksonville (FL) 0	Miami 9	South Carolina 0
Miami 10	Florida St. 0	Miami 5	South Carolina 0
Miami 4	Florida 3	South Carolina 15	Miami 5
Florida St. 9	Miami 8	South Carolina 8	Miami 1
Miami 7	St. Leo C. (FL) 2	Miami 10	Florida International 2
Miami 20	St. Leo C. (FL) 2	Miami 8	Texas A&M 1
Miami 2	South Alabama 0	Miami 4	Texas A&M 1
South Alabama 7	Miami 4	Miami 7	Biscayne C. (FL) 4
Miami 7	South Alabama 1	Miami 2	Eckerd C. (FL) 1
Miami 6	St. Joseph's (PA) 0	Miami 6	South Florida 4
Miami 12	St. Joseph's (PA) 4	Miami 9	Biscayne C. (FL) 4
Buffalo (NY) 2	Miami 1	Florida International 6	Miami 4
Miami 4	South Florida 3	Miami 17	Stetson (FL) 6
Miami 8	South Florida 0	Miami 11	Stetson (FL) 4
Miami 15	Buffalo (NY) 8	Miami 3	Stetson (FL) 2
Miami 14	Buffalo (NY) 7	Miami 13	Florida International 3
Miami 2	Indiana St. 0	Miami 15	Biscayne C. (FL) 0
Miami 2	Oklahoma St. 1	Miami 10	Florida St. 6
Miami 3	Indiana St. 1	Florida St. 7	Miami 5
Miami 5	Southern Illinois 1	Miami 7	Florida St. 5
Southern Illinois 5	Miami 2	Florida A&M 4	Miami 3
Miami 7	Miami (OH) 2	Miami 13	Florida A&M 6
Miami 9	Southern Illinois 4	Miami 9	Mercer (GA) 2
Miami 7	Bowling Green (OH) 1	Miami 8	Mercer (GA) 2
Miami 8	Southern Illinois 1	Miami 4	Mercer (GA) 3

NCAA EAST REGION PLAYOFF

Miami 15	South Alabama 6	Miami 10	Delaware 1
Miami 10	James Madison U. (VA) 3		

ROSTER OF UNIVERSITY OF MIAMI

No.	Name	Position	Batting Avg.* (Pitcher's W-L*)	B-T	Age	Ht.	Wt.	Class	Hometown
2	Danny Smith	p.	(1-0)	L-L	19	5-11	155	Fr.	Miami
3	Ross Jones	ss.	.344	R-R	20	6-2	175	Jr.	Hialeah
4	Matt Tyner	rf.	.328	R-R	21	6-1	193	Sr.	Decatur, IL
6	Matt Minium	cf.	.285	L-L	22	6-1	185	Sr.	Kelso, WA
7	Mike Kutner	lf.	.344	L-R	20	5-9	170	Jr.	Englewood, NJ
8	Mike Maude	rf.	.324	R-R	21	6-2	190	Jr.	Arlington Hgts., IL
9	Leigh Gullette	cf.	.259	L-L	26	5-8	160	Sr.	Belmont, CA
11	Dave Bisceglia	c.	.239	R-R	23	5-10	175	Sr.	Shrewsbury, MA
12	Paul Hundhammer	2b.	.281	R-R	21	5-10	170	Sr.	Orinda, CA
14	George Reyes	p.	(3-0)	R-L	19	6-0	185	Fr.	Miami, FL
16	Wally Egnatuk	ss.	.300	R-R	19	5-10	165	Fr.	Union, NJ
19	Tony Barquin	lf.	.293	L-L	20	5-10	175	Jr.	Miami
21	Frank Castro	c.	.289	R-R	19	5-11	180	So.	Miami
22	Bob Bastian	p.	(12-3)	R-R	21	6-1	190	Jr.	Ft. Lauderdale
26	Neal Heaton	p.	(16-3)	L-L	20	6-1	195	So.	Holtsville, NY
27	Lou Burmester	p.	(0-0)	L-R	19	6-0	175	Fr.	Williston Park, PA
31	Rob Biagini	p.	(8-0)	R-R	21	6-4	185	Jr.	San Mateo, CA
33	Mike Pagliarulo	3b.	.335	S-R	20	6-1	185	So.	Medford, MA
34	Eddie Escribano	p.	(5-2)	R-R	19	6-0	185	So.	Miami
35	Alex DeJesus	1b.	.323	R-R	20	6-1	178	Jr.	Guaynabo, PR
36	Jeff Morrison	p.	(9-2)	R-L	21	5-10	175	Jr.	Delray Beach
44	Dave Ferguson	1b.	.240	L-L	22	6-1	185	Sr.	Atlanta, GA

*As of May 15, 1980 prior to Regional Playoffs.

ATLANTIC REGION
CLEMSON UNIVERSITY
Clemson, South Carolina

Enrollment: 11,748

Colors: Purple and Orange Nickname: Tigers



TIGERS' 1980 SEASON RESULTS (38-19)

Valdosta St. C. (GA) 6	Clemson 2	*North Carolina 14	Clemson 3
Florida 4	Clemson 3	*No. Carolina St. 6	Clemson 3
Florida 6	Clemson 0	Clemson 3	
Clemson 22	Georgia 7	Francis Marion C. (SC) 2	
Clemson 10	Western Carolina 2	*Georgia Tech 12	Clemson 10
Clemson 8	Georgia 5	Clemson 14	Western Carolina 8
Clemson 8	Erskine C. (SC) 0	*Wake Forest (NC) 5	Clemson 4
East Tennessee St. 3	Clemson 2	*North Carolina 4	Clemson 3
East Tennessee St. 3 (11)	Clemson 1	Clemson 9	South Carolina 3
Clemson 8 (7)	East Tennessee St. 0	Clemson 4	South Carolina 3
Clemson 2 (7)	NC-Wilmington 0	*Clemson 3	Virginia 1
NC-Wilmington 3 (7)	Clemson 1	*Clemson 6	Virginia 5
Clemson 8	NC-Wilmington 2	*Clemson 1	Maryland 0
*Clemson 5 (10)	Wake Forest (NC) 4	*Clemson 5	Maryland 2
Clemson 10	Stetson (FL) 7	**Clemson 4	Wake Forest (NC) 0
Cincinnati 10	Clemson 7	**Clemson 9	Maryland 4
Clemson 5	Cornell (NY) 0	*Clemson 5	No. Carolina St. 4
Clemson 5	Cornell 0	*Clemson 12	North Carolina 3
Clemson 8	Cincinnati 2	Virginia Tech 4	Clemson 2
Rollins (FL) 5	Clemson 1	Clemson 8	Virginia Tech 0
Cornell U. (NY) 7 (10)	Clemson 6	Clemson 13	Georgia Southern 3
Clemson 4	Ohio State 1	Clemson 10 (10)	Georgia Southern 8
Clemson 2	Ohio State 0	Georgia Southern 14	Clemson 5
Clemson 6 (7)	Ohio State 0	Tennessee 13	Clemson 7
Clemson 8	Ohio State 3	Clemson 11	Tennessee 3
Clemson 12	Howard (DC) 1	South Carolina 6	Clemson 1
Clemson 4	Howard (DC) 2	South Carolina 4	Clemson 1
*Clemson 18	Georgia Tech 1		

*Atlantic Coast Conference Game

**Atlantic Coast Conference Tournament

Coaching and Training Staff

38 Bill Wilhelm - Coach
20 Henry "Turtle" Thomas - Assistant Coach
29 Lin Hamilton - Assistant Coach
 William Renfrow - Manager
 Bert Henderson - Student Trainer
 Bob Bradley - Sports Information Director

Sweetheart

Lori Mendlik
 COLLEGE OF SAINT MARY
 Omaha, NE

Service Club Representatives

OMAHA JAYCEES
 Ken Synder
 Ann Rupert

NCAA ATLANTIC REGION PLAYOFF

Clemson 22	East Tennessee St. 4	Clemson 17	South Carolina 12
Clemson 6	South Carolina 2		

ROSTER OF CLEMSON UNIVERSITY

No.	Name	Position	Batting Avg.* (Pitcher's W-L)*	B-T	Age	Ht.	Wt.	Class	Hometown
1	Billy Weems	If.	.332	L-R	22	5-10	156	Sr.	Fairfax, VA
2	Robbie Allen	ss.	.252	R-R	20	5-10	160	Jr.	Tabor City, NC
3	Frank Russ	3b.	.317	R-R	20	5-9	152	Fr.	Charleston
4	Craig Roberson	3b.-1b.	.173	R-R	19	6-0	176	Fr.	Highland Springs, VA
7	David Lemaster	c.	.305	R-R	19	6-2	185	Fr.	Paintsville, KY
8	Danny Sheaffer	c.	.178	R-R	18	5-10	180	Fr.	New Cumberland, PA
9	Glenn Gallagher	rf.	.275	R-R	20	6-0	185	Fr.	Lancaster, PA
10	Neil Simons	cf.	.307	L-L	21	6-0	175	Sr.	Silver Spring, MD
11	Tim Teufel	2b.	.411	R-R	21	5-11	170	Sr.	Greenwich, CT
12	Greg Guin	1b.	.261 (0-0)	L-L	20	5-11	180	So.	Newport News, VA
14	Trent Grove	2b.	.222	L-R	18	5-11	152	Fr.	Red Lion, PA
15	Bill Castelli	3b.-dh.	.277	L-R	23	5-11	171	Sr.	Boca Raton, FL
16	Jay Sexton	rf.	.266	R-R	20	5-10	150	Jr.	Yorktown, PA
17	Steve Van Dyke	c.	.163	L-R	19	6-0	165	Fr.	Erie, PA
21	Jimmy Key	dh.-1b.	.256 (6-4)	R-L	19	6-1	184	Fr.	Huntsville, AL
22	Tom Mallon	p.	(1-2)	R-L	19	6-3	180	Fr.	Fairfax, VA
25	Bobby Kenyon	p.	(8-3)	R-R	20	6-1	190	Jr.	Massapaqua Park, NY
26	Len Bradley	p.	(4-3)	R-R	21	6-5	240	Sr.	Kipling, NC
27	Bill Duke	p.	(6-1)	R-R	20	6-1	192	So.	Goose Creek
31	Billy Trapp	p.	(2-2)	R-R	22	6-0	154	Sr.	Hanahan
32	Laurus Lilley	p.	(0-2)	L-L	20	6-2	190	So.	Greer
35	Mike Brown	p.	(8-2)	R-R	20	6-2	205	Jr.	Vienna, VA

*As of May 21, 1980 prior to Regional Playoffs.



SOUTH REGION

FLORIDA STATE UNIVERSITY

Tallahassee, Florida

Enrollment: 22,000

Colors: Garnet and Gold Nickname: Seminoles

Coaching and Training Staff

- 11 **Mike Martin - Coach**
- 3 **Jim Morris - Assistant Coach**
- 5 **Bill Fuller - Assistant Coach**
- Glenn Baker - Manager
- Bob Sikes - Trainer
- Mark Carlson - Sports Information Director
- Glen Greenspan - Assistant Sports Information Director

Sweetheart

Martha Sumner
BELLEVUE COLLEGE
Bellevue, NE

Service Club Representatives

DOWNTOWN KIWANIS CLUB
Gene Pugh
Neil Walker

SEMINOLES' 1980 SEASON RESULTS (51-10)

Miami 10	FSU 0	FSU 15	Valdosta St. C. (GA) 9
Miami 4	FSU 3	FSU 21	Auburn (AL) 7
FSU 9	Miami 8	FSU 2	Auburn (AL) 0
FSU 5	Troy St. (AL) 3	FSU 12	South Florida 0
FSU 11	Troy St. (AL) 9	FSU 3	South Florida 1
FSU 10	Lenoir Rhyne C. (NC) 3	FSU 14	South Florida 3
FSU 8	Jacksonville (FL) 4	FSU 2	Florida 1
FSU 17	Jacksonville (FL) 8	FSU 15	Florida 2
FSU 16	Jacksonville (FL) 3	FSU 12	Flagler C. (FL) 1
Florida 21	FSU 6	FSU 9	Auburn (AL) 5
FSU 6	Wingate C. (NC) 0	FSU 4	Auburn (AL) 2
FSU 5	Wingate C. (NC) 4	FSU 10	South Florida 4
FSU 18	Missouri-Rolla 3	FSU 17	South Florida 0
FSU 13	Missouri-Rolla 0	FSU 5	South Florida 4
FSU 23	Brooklyn C. (NY) 5	Troy St. (AL) 5	FSU 3
FSU 2	N. Kentucky 0	FSU 12	Troy St. (AL) 3
FSU 9	Mercer U. (GA) 7	FSU 11	Valdosta St. C. (GA) 4
FSU 27	Monmouth (IL) 2	Miami 10	FSU 6
FSU 18	Otterbein C. (OH) 3	FSU 7	Miami 5
FSU 15	Otterbein C. (OH) 6	Miami 7	FSU 5
FSU 12	Wright St. (NC) 0	*Virginia Tech 12	FSU 4
Wright St. 6	FSU 2	*FSU 13	Louisville (KY) 1
Tulane (LA) 3	FSU 2	*FSU 12	Tulane (LA) 5
FSU 10	E. Illinois 9	*FSU 13	Virginia Tech 6
FSU 28	Dayton U. (OH) 2	*FSU 14	Memphis State 11
FSU 7	Mercer U. (GA) 4	*FSU 11	Memphis State 7
FSU 7	Jacksonville (FL) 6	FSU 5	Georgia Southern 3
FSU 15	Jacksonville (FL) 3	FSU 13	Georgia Southern 11
FSU 5	Jacksonville (FL) 1	Georgia Southern 8	FSU 3

*Metro Conference Championship Playoff

NCAA SOUTH REGION PLAYOFF

FSU 10	New Orleans (LA) 8	FSU 10	Western Kentucky 5
FSU 19	Western Kentucky 7		

ROSTER OF FLORIDA STATE UNIVERSITY

No.	Name	Position	Batting Avg. (Pitcher's W-L)	B-T	Age	Ht.	Wt.	Class	Hometown
2	Jim Weaver	lf.	.364	L-L	21	6-4	200	Jr.	Holmes Beach
4	Lionel Martinez	2b.	.360	R-R	21	5-9	160	Jr.	Tampa
6	Jeff Ledbetter	1b.	.319	L-L	20	6-2	210	So.	Largo
8	Mike Yastrzemski	rf.	.309	S-R	19	5-10	160	Fr.	Highland Bch.
9	Jack Emerick	c.	.302	R-R	22	5-11	185	Sr.	Waukegan, IL
10	Ken Huff	of.	.262	S-R	21	5-10	170	Jr.	Columbus, GA
12	Rick Figueredo	3b.	.347	R-R	19	5-11	175	Fr.	Tampa
17	Ed Schneider	p.	(8-3)	L-L	21	6-1	190	Jr.	Cincinnati, OH
18	George Tebbetts	ss.	.250	R-R	20	5-11	155	So.	Anna Marie
20	Don DeLoach	ss.	.375	R-R	21	5-10	170	Jr.	Tallahassee
21	Craig Ramsey	c.	.279	R-R	20	5-10	175	Jr.	Atlanta
22	John Gagnon	p.	(3-0)	R-R	22	5-11	180	Sr.	Lantana
26	Ken Smith	p.	(4-0)	R-R	21	6-3	200	Sr.	Hollywood
29	Mike Fuentes	cf.	.411	R-R	21	6-3	190	Jr.	Coral Gables
33	Rick Hatcher	p.	(9-2)	R-R	22	6-0	195	Jr.	Marianna
39	Dick Wiggins	p.	(8-3)	R-R	22	6-3	205	Sr.	St. Pete
42	Mike Cullen	of.	.349	L-L	21	5-8	180	Jr.	Detroit, MI
43	Jay Keeler	p.	(2-1)	R-R	19	6-1	175	So.	Miami
44	Tim Phillips	p.	(1-0)	R-R	20	5-11	170	Jr.	Tallahassee
46	David Smalley	p.	(1-0)	L-L	19	6-0	170	Fr.	Ft. Lauderdale
47	Ed Howser	3b.	.440	R-R	20	5-9	160	Jr.	West Palm Bch.
49	Ken Fischer	p.	(9-1)	L-L	21	5-9	160	Jr.	Boston, MA

*As of May 21, 1980 prior to Regional Playoffs.

MIDEAST REGION
UNIVERSITY OF MICHIGAN
Ann Arbor, Michigan

Enrollment: 35,423

Colors: Maize and Blue Nickname: Wolverines



WOLVERINES' 1980 SEASON RESULTS (35-16-1)

Tampa (FL) 11	Michigan 7	*Michigan 7	Minnesota 2
Eckerd (FL) 8	Michigan 6	*Michigan 5	Wisconsin 2
Michigan 8	Old Dominion (VA) 3	*Michigan 4	Wisconsin 1
Michigan 8	Western Michigan 3	Michigan 4	Wayne St. (MI) 3
Missouri 1	Michigan 0	Michigan 11	Wayne St. (MI) 3
Michigan 7	Old Dominion (VA) 4	Western Michigan 3	Michigan 1
Old Dominion (VA) 8	Michigan 0	Michigan 9	Western Michigan 3
Michigan 4	Old Dominion (VA) 2	Michigan 8	Eastern Michigan 5
Tampa (FL) 14	Michigan 4	Michigan 4	Eastern Michigan 2
Missouri 3	Michigan 2	*Michigan 5	Purdue (IN) 2
Michigan 5	Temple (PA) 3	*Michigan 4	Purdue (IN) 3
Eckerd (FL) 4	Michigan 1	*Michigan 7	Illinois 2
Michigan 7	Purdue (IN) 4	*Michigan 8	Illinois 7
Michigan 3	Grand Valley St. (MI) 0	Michigan 4	Eastern Michigan 3
Grand Valley St. (MI) 3	Michigan 0	Eastern Michigan 10	Michigan 6
Michigan 5	Bowling Green (OH) 0	*Michigan 4	Ohio State 0
Michigan 11	Bowling Green (OH) 0	*Michigan 7	Ohio State 1
Michigan 9	Wayne St. (MI) 0	*Michigan 1	Indiana 0
Michigan 1	Wayne St. (MI) 0	*Michigan 18	Indiana 4
Western Michigan 9	Michigan 7	Toledo (OH) 7	Michigan 4
*Michigan 7	Michigan St. 0	Michigan 9	Detroit 8
*Michigan 4	Michigan St. 1	Detroit 9	Michigan 8
Central Michigan 11	Michigan 2	Michigan 5	Northwestern (IL) 0
Michigan 5 (Tie-6)		Northwestern (IL) 3	Michigan 2
*Minnesota 13	Central Michigan 5	*Big Ten Conference	
	Michigan 2		

Coaching and Training Staff

27 Bud Middaugh - Coach
17 Danny Hall - Assistant Coach
41 Terry Hunter - Assistant Coach
Adam White - Manager
Mike Thompson - Manager
Pete Loubert - Trainer
Jim Schneider - Assistant Sports Information Director
Morris Moorawnick - Statistician

Sweetheart

Lori Chambers
JENNIE EDMUNDSON HOSPITAL
SCHOOL OF NURSING
 Council Bluffs, IA

Service Club Representatives

LIONS CLUB—DOWNTOWN
 Jim Korn
 Howard W. Baker

NCAA MIDEAST REGION PLAYOFF

Michigan 9	Central Michigan 4	Michigan 12	Nebraska 3
Michigan 7	Nebraska 0		

ROSTER OF UNIVERSITY OF MICHIGAN

No.	Name	Position	Batting Avg.* (Pitcher's W-L)*	B-T	Age	Ht.	Wt.	Class	Hometown
2	Garry Gawrych	3b.	.164	R-R	18	6-0	180	Fr.	Great Falls, VA
3	Dan Sygar	rf.	.500	R-R	18	5-10	165	Fr.	Niles, OH
4	Greg Schulte	cf.	.331	L-R	19	5-10	180	So.	Warren
6	Mark Clinton	p.	(5-3)	L-R	20	6-1	185	Jr.	Grosse Pointe Woods
7	Chuck Wagner	3b.-lf.	.330	R-R	21	5-11	170	Sr.	Troy
8	Sherm Stenson	c.	.667	R-R	22	6-0	170	Sr.	Farmington
9	Tony Evans	3b.-ss.	.271	R-R	19	6-0	168	Fr.	Franklin, OH
10	John Young	c.	.196	L-R	20	6-4	205	So.	Sterling Heights
12	Joe Wissing	p.	(1-2)	R-R	21	6-2	185	Jr.	Southfield
14	Fred Erdmann	rf.	.276	L-L	19	6-0	175	Fr.	Warren
16	Steve Ontiveros	p.	(7-5)	R-R	19	6-0	170	Fr.	Niles
18	Scot Elam	p.	(5-0)	R-R	20	6-3	200	Fr.	Trenton, OH
19	Jim Paciorek	rf.	.348	R-R	19	6-3	205	So.	Detroit
20	Tim Miller	1b.	.252	L-R	21	6-2	200	Jr.	Flint
21	Scott Dawson	p.	(8-1)	R-R	18	6-2	180	Fr.	Plymouth
22	Jeff Jacobson	2b.	.233	R-R	19	6-1	178	Fr.	Glenview, IL
23	Gerry Hool	c.	.311	R-R	20	6-0	200	Jr.	Detroit
25	George Foussianes	ss.-dh.	.362	R-R	22	6-1	190	Sr.	Birmingham
26	Tim Karazim	p.	(1-2)	R-R	19	6-1	190	So.	Jackson
28	Chris Shea	c.	.000	L-R	18	5-10	170	Fr.	Quakertown, PA
29	Dave Nuss	p.	(2-0)	R-R	22	5-11	170	Sr.	Pontiac
30	Tom Fredal	lf.	.327	R-R	20	5-10	175	So.	Utica
32	Pat Balaze	1b.	.000	L-R	21	6-5	215	Sr.	Birmingham

*As of May 14, 1980 prior to Regional Playoffs.



MIDWEST REGION

UNIVERSITY OF CALIFORNIA - BERKELEY

Berkeley, California

Enrollment: 29,000

Colors: Blue & Gold Nickname: Golden Bears

Coaching and Training Staff

7 Bob Milano - Coach
40 Greg Warzecka - Assistant Coach
42 John Hughes - Assistant Coach
 Paul Mohler - Trainer
 Kevin Reneau - Assistant Sports
 Information Director
 Steve Kroner - Sports Information
 Assistant

Sweetheart

Deb Aschinger
 NEBRASKA METHODIST HOSPITAL
 SCHOOL OF NURSING
 Omaha, NE

Service Club Representatives

OMAHA COSMOPOLITAN CLUB
 Scott Morris
 Bob Graveline

GOLDEN BEARS' 1980 SEASON RESULTS (41-21-1)

UC-Berkeley 9	San Francisco U.	5	Pacific 11	UC-Berkeley 5
UC-Berkeley 14	Nevada-Reno	3	*UC-Berkeley 6	Arizona 5
UC-Berkeley 9	Humboldt (CA)	0	*Arizona 4	UC-Berkeley 3
UC-Berkeley 18	Humboldt (CA)	6	*Arizona 14	UC-Berkeley 9
UC-Berkeley 2	Hayward (CA)	1	UC-Berkeley 15	UC-Davis 8
UC-Berkeley 3	St. Mary's (CA)	2	Nevada-Las Vegas 5	UC-Berkeley 1
UC-Berkeley 12	St. Mary's (CA)	4	*UC-Berkeley 6	Stanford (CA) 5
UC-Berkeley 1 (Tie)	St. Mary's (CA)	1	*Stanford (CA) 10	UC-Berkeley 4
UC-Berkeley 12	UC-Davis	0	*UC-Berkeley 12	Stanford (CA) 4
San Jose St. (CA) 4	UC-Berkeley	3	*UC-Berkeley 7	Arizona St. 5
Santa Clara (CA) 6	UC-Berkeley	5	*UC-Berkeley 6	Arizona St. 0
UC-Berkeley 5	Cal St.-San Francisco	3	*UC-Berkeley 13	Arizona St. 8
UC-Berkeley 8	Cal St.-Sacramento	3	Santa Clara (CA) 5	UC-Berkeley 4
UC-Berkeley 10	Cal Poly-San Luis Obispo	7	*UC-Berkeley 6	SouthernCal 1
UC-Berkeley 4	Cal Poly-San Luis Obispo	3	*Southern Cal 6	UC-Berkeley 2
UC-Berkeley 11	Hayward (CA)	1	*Southern Cal 4	UC-Berkeley 0
*UC-Berkeley 5	UCLA	0	Cal St.-Fresno 9	UC-Berkeley 8
*UCLA 5	UC-Berkeley	4	Cal St.-Fresno 7	UC-Berkeley 3
*UCLA 8	UC-Berkeley	0	*UC-Berkeley 2	UCLA 1
UC-Berkeley 15	Santa Clara (CA)	4	*UC-Berkeley 2	UCLA 1
*UC-Berkeley 7	Arizona St.	3	*UC-Berkeley 7	UCLA 2
*Arizona St. 4	UC-Berkeley	1	UC-Berkeley 11	San Jose St. 6
*UC-Berkeley 5	Arizona St.	4	*Arizona 4	UC-Berkeley 3
*UC-Berkeley 7	Southern Cal	3	*Arizona 9	UC-Berkeley 8
*Southern Cal 10	UC-Berkeley	1	*UC-Berkeley 2	Arizona 0
*UC-Berkeley 7	Southern Cal	4	*UC-Berkeley 7	St. Mary's (CA) 5
*Pacific-10 Southern Division Game			*Stanford (CA) 9	UC-Berkeley 4
			*Stanford (CA) 7	UC-Berkeley 5
			*UC-Berkeley 7	Stanford (CA) 6
			**UC-Berkeley 6	Washington St. 0
			**UC-Berkeley 3	Washington St. 1
			**Pacific-10 Conference Playoffs	

NCAA MIDWEST REGION PLAYOFF

Nevada-Las Vegas 3	UC-Berkeley 2	UC-Berkeley 6	Nevada-Las Vegas 2
UC-Berkeley 5	Wichita St. 1	UC-Berkeley 12	Nevada-Las Vegas 0
UC-Berkeley 7	Arkansas 1		
UC-Berkeley 2 (14)	Missouri 1		

ROSTER OF UNIVERSITY OF CALIFORNIA, BERKELEY

No.	Name	Position	Batting Avg.* (Pitcher's W-L*)	B-T	Age	Ht.	Wt.	Class	Hometown
5	Don Driscoll	lf.	.286	L-L	22	5-11	160	Sr.	Sacramento
8	Mitch Hawley	p.	(4-3)	R-R	20	5-9	155	Jr.	Hayward
9	Bob Melvin	c.	.273	R-R	18	6-3	180	Fr.	Menlo Park
10	Greg Zunino	3b.	.318	R-R	20	5-10	170	Jr.	Kentfield
11	Bill Hawkins	p.	(1-0)	L-L	19	5-10	170	Fr.	Fresno
12	Lyle Brackenridge	cf.	.329	R-R	21	5-10	170	Sr.	Pasadena
14	Tom Colburn	c.	.284	S-R	21	6-2	195	Sr.	Santa Monica
15	Jeff Ronk	2b.	.379	R-R	20	5-11	165	So.	Rolling Hills
16	Dan McInerney	rf.	.251	L-L	21	6-1	185	Jr.	Oceanside
20	Rod Booker	ss.	.322	L-R	21	6-0	175	Jr.	Altadena
21	Michael Buggs	cf.	.183	R-R	19	6-1	180	So.	Oakland
22	Bruce Johnson	3b.-2b.	.290	R-R	20	5-10	170	So.	Lafayette
24	Kelly Wood	dh.-1b.	.326	R-R	21	6-1	185	Sr.	Sacramento
26	Steve Conroy	p.	(1-2)	L-L	21	6-2	180	Sr.	Monrovia
28	Rob Jessen	1b.	.242	R-R	22	6-3	195	Sr.	Hayward
30	Glenn Prater	p.	(6-3)	R-R	21	5-11	185	Jr.	Cerritos
32	Dave Granger	p.	(2-2)	R-R	20	6-3	180	Jr.	Santa Barbara
35	Tim Gerlach	1b.	.233	R-R	22	6-1	180	Sr.	Napa
36	Glenn Newton	p.	(6-1)	R-R	21	6-0	175	Jr.	Arcadia
37	Chuck Hensley	p.	(9-2)	L-L	21	6-4	185	Jr.	Tulare
44	Brian Duffy	p.	(5-5)	L-L	21	6-5	195	Sr.	Foster City
46	Chuck Cary	p.	(2-1)	L-L	20	6-4	200	So.	San Ramon

*As of May 16, 1980 prior to Regional Playoffs.

CENTRAL REGION
UNIVERSITY OF HAWAII
Honolulu, Hawaii

Enrollment: 21,000

Colors: Green and White Nickname: Rainbows



RAINBOWS' 1980 SEASON RESULTS (57-16)

Hawaii 6	Hawaii-Hilo 2	Hawaii 6	Cal Poly-Pomona 0
Hawaii 8	Hawaii-Hilo 5	Missouri 10	Hawaii 2
Hawaii 15	Hawaii-Hilo 1	*Hawaii 15	Texas-El Paso 8
Hawaii 9	Hawaii-Hilo 0	*Hawaii 10	Texas-El Paso 6
Hawaii 7	Hawaii-Hilo 3	*Hawaii 12	Texas-El Paso 8
Hawaii 10	Hawaii-Hilo 3	*Hawaii 12	Texas-El Paso 4
Hawaii 7	Hawaii-Hilo 1	Hawaii 9	Wichita St. (KS) 1
Hawaii 13	Hawaii-Hilo 2	Hawaii 12	Wichita St. (KS) 6
Arizona St. 13	Hawaii 11	*Hawaii 6	New Mexico 1
Hawaii 8	Arizona St. 7	*Hawaii 13	New Mexico 11
Hawaii 8	Arizona St. 6	*New Mexico 14	Hawaii 0
Hawaii 13 (10)	Arizona St. 12	*New Mexico 11	Hawaii 6
Arizona St. 8	Hawaii 7	*Hawaii 7	San Diego St. 4
Hawaii 4	Arizona St. 2	*Hawaii 11	San Diego St. 4
Hawaii 3	Oklahoma 2	*Hawaii 6	San Diego St. 5
Oklahoma 2 (8)	Hawaii 1	*Hawaii 7	San Diego St. 4
Hawaii 11	Oklahoma 1	San Diego St. 9	Hawaii 4
Oklahoma 1	Hawaii 0	*Hawaii 9	Texas-El Paso 4
Hawaii 8	Oklahoma 7	*Hawaii 9	Texas-El Paso 2
Oklahoma 6	Hawaii 5	*Hawaii 7	Texas-El Paso 1
Hawaii 7	Murray St. (KY) 6	*Hawaii 9	Texas-El Paso 0
Hawaii 16	Murray St. (KY) 7	Hawaii 7	Texas-El Paso 6
Hawaii 6	Murray St. (KY) 0	Texas-El Paso 10	Hawaii 1
*Hawaii 12	Murray St. (KY) 6	*Hawaii 7	San Diego St. 1
*Hawaii 7	Murray St. (KY) 3	*San Diego St. 3	Hawaii 2
Wichita St. (KS) 6	Hawaii 2	*San Diego St. 8	Hawaii 5
Wichita St. (KS) 6	Hawaii 1	*Hawaii 9	San Diego St. 3
Wichita St. (KS) 9	Hawaii 8	*Hawaii 8	New Mexico 7
*Hawaii 7	Wichita St. (KS) 3	*New Mexico 4	Hawaii 1
Hawaii 9	Kearney St. (NE) 0	*Hawaii 11	New Mexico 10
Hawaii 11	Kearney St. (NE) 0	*Hawaii 9	New Mexico 0
Hawaii 6	Cal St.-Los Angeles 1	Hawaii 4	New Mexico 3
Hawaii 8	Cal St.-Los Angeles 3	Hawaii 4	New Mexico 2
Hawaii 6	Missouri 2	*Hawaii 9	Brigham Young (UT) 0
Hawaii 10	Cal Poly-Pomona 7	*Hawaii 7	Brigham Young (UT) 0

*Western Athletic Conf. Southern Div.

**Western Athletic Conf. Playoff

Coaching and Training Staff

11	Les Murakami - Coach
13	Coop DeRenne - Assistant Coach
8	Dave Murakami - Assistant Coach
15	Jim Fujimori - Assistant Coach
27	Ron Nomura - Graduate Assistant
32	Carl Furutani - Graduate Assistant
	Stuart Yamamoto - Student Manager
20	Gordon Muramaru - Student Manager
	Eric Okasaki - Student Trainer
	Masaji Saito - Assistant Athletic Director
	Ed Inouye - Sports Information Director

Sweetheart

Alison Vikman
 BISHOP CLARKSON
 MEMORIAL HOSPITAL
 SCHOOL OF NURSING
 Omaha, NE

Service Club Representatives

OMAHA CONCORD CLUB
 Robert Henrichsen
 Bob Griffiths

NCAA CENTRAL REGION PLAYOFF

Hawaii 8	Pan American (TX) 4	Hawaii 7	Texas 3
Hawaii 2	Louisiana Tech 1		

ROSTER OF UNIVERSITY OF HAWAII

No.	Name	Position	Batting Avg.* (Pitcher's W-L)*	B-T	Age	Ht.	Wt.	Class	Hometown
1	Eric Tokunaga	ss.	.283	R-R	22	5-8	155	Jr.	Honolulu
2	Kevin Williams	rf.	.352	R-R	21	6-0	155	Sr.	Seattle, WA
4	Sam Kakazu	p.	(3-2)	R-R	21	5-8	160	Jr.	Kaneohe
5	Wes Kimura	p.	(2-2)	R-R	20	6-1	170	Jr.	Honolulu
6	Wade Mauricio	if.	.214	R-R	23	5-6	175	Sr.	Waipahu
7	Jay Erdahl	lf.	.304	L-R	21	5-11	180	Jr.	Seattle, WA
9	Les Kakazu	dh.-3b.	.278	R-R	19	5-7	185	So.	Waipahu
10	Thad Reece	2b.-rf.	.308	L-R	21	5-9	170	Jr.	Porterville, CA
12	Chuck Crim	p.	(12-0)	R-R	18	5-11	165	Fr.	Thousand Oaks, CA
14	Joel Lono	p.-of.	.167 (4-4)	L-L	19	5-10	155	Fr.	Kailua
17	Greg Oniate	dh.-lf.	.274	L-L	18	5-5	195	Fr.	Waipahu
18	Mark Olmos	p.	(4-1)	L-L	22	5-9	180	Sr.	Honolulu
19	David Smith	p.	(9-1)	R-R	19	6-1	195	So.	Honolulu
21	Rick Bass	cf.	.350	R-R	21	6-0	155	Sr.	Los Angeles, CA
22	Collin Tanabe	c.-dh.	.351	R-R	21	5-11	190	Jr.	Honolulu
23	Howard Dashefsky	1b.-c.	.284	R-R	19	6-1	195	So.	Canoga Park, CA
24	Larry O'Connor	1b.	.217	L-R	19	5-10	185	Fr.	Santa Rosa, CA
25	Bryan Duquette	p.	(8-3)	L-L	18	5-11	225	Fr.	Los Alamitos, CA
26	Alan Lane	p.	(4-0)	R-R	19	5-10	180	Fr.	Ewa Beach
28	Scott Roberts	p.	(4-2)	R-R	20	6-5	185	So.	Seattle, WA
29	Glenn Silva	p.	(2-1)	R-R	21	6-0	180	Jr.	Kaneohe
30	Kimo Perkins	3b.-c.	.323	R-R	21	5-11	170	Jr.	Aiea

*As of May 12, 1980 prior to Regional Playoffs.



WEST REGION

UNIVERSITY OF ARIZONA

Tucson, Arizona

Enrollment: 32,000

Colors: Cardinal Red & Navy Blue Nickname: Wildcats

WILDCATS' 1980 SEASON RESULTS (38-19-1)

Coaching and Training Staff
9 Jerry Kindall - Coach
8 Jim Wing - Assistant Coach
7 Jerry Stitt - Assistant Coach
 Chuck Hoyack - Team Manager
 Tony Marek - Trainer
 Mike Parkinson - Assistant Sports
 Information Director

Sweetheart
 Deb Thompson
 MIDLAND LUTHERAN COLLEGE
 Fremont, NE

Service Club Representatives
 NATIONAL EXCHANGE CLUB OF OMAHA
 LeRoy V. Olson
 Don Mullins

Arizona 12	Cal St.-Fullerton 3	Arizona 7	(Tie)	San Diego St.	7
Cal St.-Fullerton 4	Arizona 1	Arizona 6		Colorado	2
Arizona 7	Cal St.-Fullerton 1	Arizona 3		Colorado	0
Arizona 15 (Tie)	Pepperdine (CA) 15	*California 6	(12)	Arizona	5
San Diego St. 5	(11) Arizona 3	*Arizona 4	(11)	California	3
Arizona 7	San Diego St. 2	*Arizona 14		California	9
Arizona 14	San Diego St. 8	*Arizona St. 3		Arizona	2
Arizona 20	La Verne C. (CA) 18	*Arizona 11		Arizona St.	5
Arizona 4	La Verne C. (CA) 0	*Arizona 14		Arizona St.	7
Arizona 30	La Verne C. (CA) 8	Arizona 11		Washington St.	7
UC-Riverside 2	Arizona 1	*Arizona 3		UCLA	2
Arizona 13	UC-Riverside 3	*Arizona 17		UCLA	1
*Stanford (CA) 10	Arizona 6	*UCLA 4		Arizona	3
*Stanford (CA) 8	Arizona 6	Northern Arizona 10		Arizona	4
*Arizona 3	Stanford (CA) 2	Arizona 8		Northern Arizona	0
*Arizona 4	Southern Cal 1	*Arizona 6		Stanford (CA)	4
*Southern Cal 9	Arizona 6	*Arizona 15		Stanford (CA)	6
*Arizona 8	Southern Cal 7	*Arizona 7		Stanford (CA)	5
Arizona 12 (7)	Gonzaga (WA) 6	Arizona 14	Grand Canyon C. (AZ)	5	
Arizona 3 (7)	Gonzaga (WA) 1	*So. Cal 3		Arizona	2
*UCLA 5	Arizona 1	*Arizona 9		Southern Cal	7
*UCLA 8	Arizona 2	*Arizona 9		Southern Cal	3
*UCLA 7	Arizona 5	*Arizona 4		California	3
Arizona 8	Point Loma (CA) 4	*Arizona 9		California	8
Loyola Marymount (CA) 8	Arizona 3	*California 2		Arizona	0
Arizona 9	Northern Arizona 4	*Arizona St. 14		Arizona	8
U. of San Diego 10	(6) Arizona 0	*Arizona St. 8		Arizona	6
Portland St. 2	(Tie) Arizona 2	*Arizona 22		Arizona St.	4
Arizona 18	(8) Colorado St. 6	*Pacific-10 Conference Games			
Arizona 7	San Diego St. 5				

NCAA WEST REGION PLAYOFF

Arizona 5	Cal St.-Fresno 4	Arizona 8	Gonzaga (WA) 5
Arizona 13	Gonzaga (WA) 9		

ROSTER OF UNIVERSITY OF ARIZONA

No.	Name	Position	Batting Avg.* (Pitcher's W-L*)	B-T	Age	Ht.	Wt.	Class	Hometown
6	Pat Roessler	3b.-2b	.255	S-R	20	5-11	185	So.	Phoenix
10	Ron Quick	2b.	.287	S-R	22	6-0	155	Sr.	San Pedro, CA
11	Craig Lefferts	p.	(5-2)	L-L	22	6-1	175	Sr.	Tucson
12	Dave Landrith	c.	.273	R-R	18	5-11	170	Fr.	Sunnyvale, CA
14	John Moses	cf.	.344	S-R	22	5-9	170	Sr.	Buena Park, CA
15	Shawn Smith	of.	.333	R-R	19	5-11	170	So.	Winslow
16	Scott Stanley	lf.-1b.	.289	L-L	22	5-10	165	Sr.	Tucson
17	Casey Candaele	3b.-ss.	.272	R-R	19	5-9	155	Fr.	Lompoc, CA
18	Dwight Taylor	rf.	.358	L-L	20	5-11	170	So.	Los Angeles, CA
22	Wes Clements	1b.	.374	R-R	22	6-4	195	Sr.	Hawthorne, CA
24	Don Hyman	c.	.221	R-R	22	5-10	170	Sr.	Phoenix
25	Ed Vosberg	(4-6) p.		L-L	18	6-0	180	Fr.	Tucson
26	Greg Bargar	p.	(6-3)	R-R	21	6-2	185	Jr.	Torrance, CA
28	Clark Crist	ss.	.248	R-R	22	5-10	170	Sr.	Tucson
31	Steve Miller	c.	.235	R-R	20	6-0	160	Jr.	Tempe
32	Terry Francona	lf.	.396	L-L	21	6-1	190	Jr.	New Brighton, PA
33	Alan Regier	1b.	.269	L-L	21	6-1	190	Sr.	Hayward, CA
36	Ron Sismondo	p.	(9-5)	L-L	19	6-2	185	So.	Mingo Junction, OH
37	Jeff Morris	p.	(5-2)	L-L	22	6-1	185	Sr.	Tucson
38	Tyler Lawton	p.	(1-1)	L-L	20	6-0	180	So.	Los Gatos, CA
40	Mike Flinn	p.	(0-0)	L-L	20	6-3	190	Jr.	Phoenix
42	Joe Kellner	p.	(3-0)	R-R	21	5-10	170	Jr.	Tucson

*As of May 12, 1980 prior to Regional Playoffs.

COLLEGE WORLD SERIES HISTORY

Year	Champion (Head Coach)	Score	Second Place	Third Place	Fourth Place
1947	California (Clint Evans)	8-7	Yale	*Texas	*New York U.
1948	So. Calif. (Sam Barry)	3-1	Yale	*Baylor	*Lafayette
1949	Texas (Bibb Falk)	10-3	Wake Forest	So. Calif.	St. John's
1950	Texas (Bibb Falk)	3-0	Washington St.	Rutgers	Wisconsin
1951	Oklahoma (Jack Baer)	3-2	Tennessee	*So. Calif.	*Utah
1952	Holy Cross (Jack Barry)	8-4	Missouri	*Western Michigan	*Penn St.
1953	Michigan (Ray Fisher)	7-5	Texas	Lafayette	Boston Col.
1954	Missouri (Hi Simmons)	4-1	Rollins	Michigan St.	Oklahoma St.
1955	Wake Forest (Taylor Sanford)	7-6	Western Michigan	Oklahoma St.	Arizona
1956	Minnesota (Dick Siebert)	12-1	Arizona	*Bradley	*Mississippi
1957	California (George Wolfman)	1-0	Penn State	*Iowa State	*Notre Dame
1958	So. Calif. (Rod Dedeaux)	8-7	Missouri	*Holy Cross	*Western Michigan
1959	Oklahoma St. (Toby Greene)	5-3	Arizona	Fresno St.	Penn St.
1960	Minnesota (Dick Siebert)	2-1	So. Calif.	*Oklahoma St.	*Arizona
1961	So. Calif. (Rod Dedeaux)	1-0	Oklahoma St.	*Boston Col.	*Syracuse
1962	Michigan (Don Lund)	5-4	Santa Clara	Texas	Florida St.
1963	So. Calif. (Rod Dedeaux)	5-2	Arizona	*Missouri	*Texas
1964	Minnesota (Dick Siebert)	5-1	Missouri	Maine	So. Calif.
1965	Arizona St. (Bob Winkles)	2-1	Ohio St.	*St. Louis	*Washington St.
1966	Ohio St. (Marty Karow)	8-2	Oklahoma St.	So. Calif.	St. John's
1967	Arizona St. (Bob Winkles)	11-2	Houston	Stanford	Auburn
1968	So. Calif. (Rod Dedeaux)	4-3	So. Illinois	*No. Carolina St.	*St. John's
1969	Arizona St. (Bob Winkles)	10-1	Tulsa	New York U.	Texas
1970	So. Calif. (Rod Dedeaux)	2-1	Florida St.	Texas	Ohio
1971	So. Calif. (Rod Dedeaux)	7-2	So. Illinois	Tulsa	Pan American
1972	So. Calif. (Rod Dedeaux)	1-0	Arizona St.	*Texas	*Temple
1973	So. Calif. (Rod Dedeaux)	4-3	Arizona St.	*Minnesota	*Texas
1974	So. Calif. (Rod Dedeaux)	7-3	Miami (FL)	So. Illinois	Texas
1975	Texas (Cliff Gustafson)	5-1	So. Carolina	Arizona St.	Oklahoma
1976	Arizona (Jerry Kindall)	7-1	Eastern Michigan	Arizona St.	Maine
1977	Arizona St. (Jim Brock)	2-1	So. Carolina	So. Illinois-Carbondale	Cal St.-Los Angeles
1978	So. Calif. (Rod Dedeaux)	10-3	Arizona St.	No. Carolina	Miami (FL)
1979	Cal State-Fullerton (Augie Garrido)	2-1	Arkansas	Pepperdine	Texas

(a)—12 innings

(b)—10 innings

(c)—15 innings

*Tied for 3rd Place

OUTSTANDING PLAYERS

1949 Charles Teague, 2b.....Wake Forest
 1950 Ray Van Cleef, cf.....Rutgers
 1951 Sidney Hatfield, p-1b.....Tennessee
 1952 James O'Neill, p.....Holy Cross
 1953 J. L. Smith, p.....Texas
 1954 Tom Yewcic, c.....Michigan State
 1955 Tom Borland, p.....Okla. State
 1956 Jerry Thomas, p.....Minnesota
 1957 Cal Emery, p-1b.....Penn State
 1958 Bill Thom, p.....So. Calif.

1959 Jim Dobson, 3b.....Okla. State
 1960 John Ericson, 2b.....Minnesota
 1961 Littleton Fowler, p.....Okla. State
 1962 Bob Garibaldi, p.....Santa Clara
 1963 Bud Hollowell, c.....So. Calif.
 1964 Joe Ferris, p.....Maine
 1965 Sal Bando, 3b.....Arizona State
 1966 Steve Arlin, p.....Ohio State
 1967 Ron Davini, c.....Arizona State
 1968 Bill Seinsoth, 1b.....So. Calif.

1969 John Dolinsek, lf.....Arizona State
 1970 Gene Ammann, p.....Florida State
 1971 Jerry Tabb, 1b.....Tulsa
 1972 Russ McQueen, p.....So. Calif.
 1973 Dave Winfield, p.....Minnesota
 1974 George Milke, p.....So. Calif.
 1975 Mickey Reichenbach, 1b.....Texas
 1976 Steve Powers, p-dh.....Arizona
 1977 Bob Horner, 2b.....Arizona State
 1978 Rod Boxberger, p.....So. Calif.
 1979 Tony Hudson, p. Cal State-Fullerton

SINGLE GAME RECORDS

INDIVIDUAL BATTING

Most Time at Bat

7, by six players.

Most Hits

5, Jim Shamblin, ss, Texas (10) vs Wake Forest (3), 1949.
 5, John Turco, lf, Holy Cross (15) vs Penn State (4), 1952.
 5, Frank McRae, Wake Forest (10) vs Western Michigan (7), 1955.
 5, Ron Hassey, Arizona (10) vs Oklahoma (2), 1976.
 5, Mickey Palmer, rf, Cal State-Fullerton (8) vs. Pepperdine (5), 1979

Most Runs

4, by twelve players.

Most Runs Batted In

7, Carl Thomas, Arizona (12) vs Oregon (1), 1954.

Most Home Runs

2, Mark Workman, lf, So. Calif. (16) vs Baylor (3), 1948.
 2, Dave Cunningham, 3b, Utah (15) vs Texas A&M (8), 1951.
 2, Carl Thomas, p, Arizona (12) vs Oregon (1), 1954.
 2, Don Gile, rf, Arizona (4) vs Oklahoma St. (5), 12 innings, 1955.
 2, Bill Horning, rf, Minnesota (12) vs Arizona (1), 1956.

Most Stolen Bases

4, Bob Fry, cf, Washington St. (12) vs Texas (5), 1965.

INDIVIDUAL FIELDING

Most Putouts

19, Dave Thornton, 1b, Temple (1) vs Oklahoma (2), 13 innings, 1972.

Most Assists

11, Cal Meier, ss So. Calif. (2) vs Florida St. (1), 15 innings, 1970.

Most Errors

4, Guy Wallace, Texas A&M (8) vs Utah (15), 1951.
 4, Carmen Trioso, ss, Penn State (4) vs Holy Cross (15), 1952.
 4, Phil Honeycutt, ss, Tulsa (9) vs Harvard (8), 1971.

TEAM BATTING

Most Times at Bat

52, So. Calif. (2) vs Florida St. (1), 15 innings, 1970.

Most Hits

21, Duke (18) vs Oregon St. (7), 1952.

Most Runs

23, Notre Dame vs Northern Colorado (2), 1957.

Most Runs, One Inning

11, California (17) vs Yale (4), ninth inning, 1947
 11, Seton Hall (14) vs Texas A&M (5), eighth inning, 1964.

Most Home Runs

3, Tennessee (9) vs So. Calif. (8), 1951.
 3, Ohio St. (14) vs Washington St. (1), 1965.
 3, Texas (17) vs South Carolina (6), 1975.
 3, Arkansas (10) vs. Cal State-Fullerton (13), 1979

Most Doubles

6, Duke (18) vs Oregon St. (7), 1952.
 6, Arizona St. (13) vs St. John's (NY) (2), 1978.

Most Triples

4, Holy Cross (15) vs Western Michigan (3), 1952.
 4, Syracuse (12) vs Northern Colorado (5), 1957.

Most Total Bases

56, Western Michigan (14) vs Connecticut (6), 1959.

Most Stolen Bases

7, Rutgers (4) vs Texas (2), 1950.
 7, Wake Forest (10) vs Western Michigan (1), 1955.

TEAM FIELDING

Most Errors

9, Northern Colorado (0) vs Arizona (20), 1955.

Most Double Plays

5, So. Calif. (1) vs Wake Forest (2), 1949.

Most Pitchers Used

6, by three teams.

INDIVIDUAL PITCHING

Most Innings Pitched

15, Steve Arlin, Ohio St. (1) vs Washington St. (0), 15 innings, 1965.

Most Strikeouts

20, Steve Arlin, Ohio St. (1) vs. Washington St. (0), 15 innings, 1965.

Most Bases on Balls

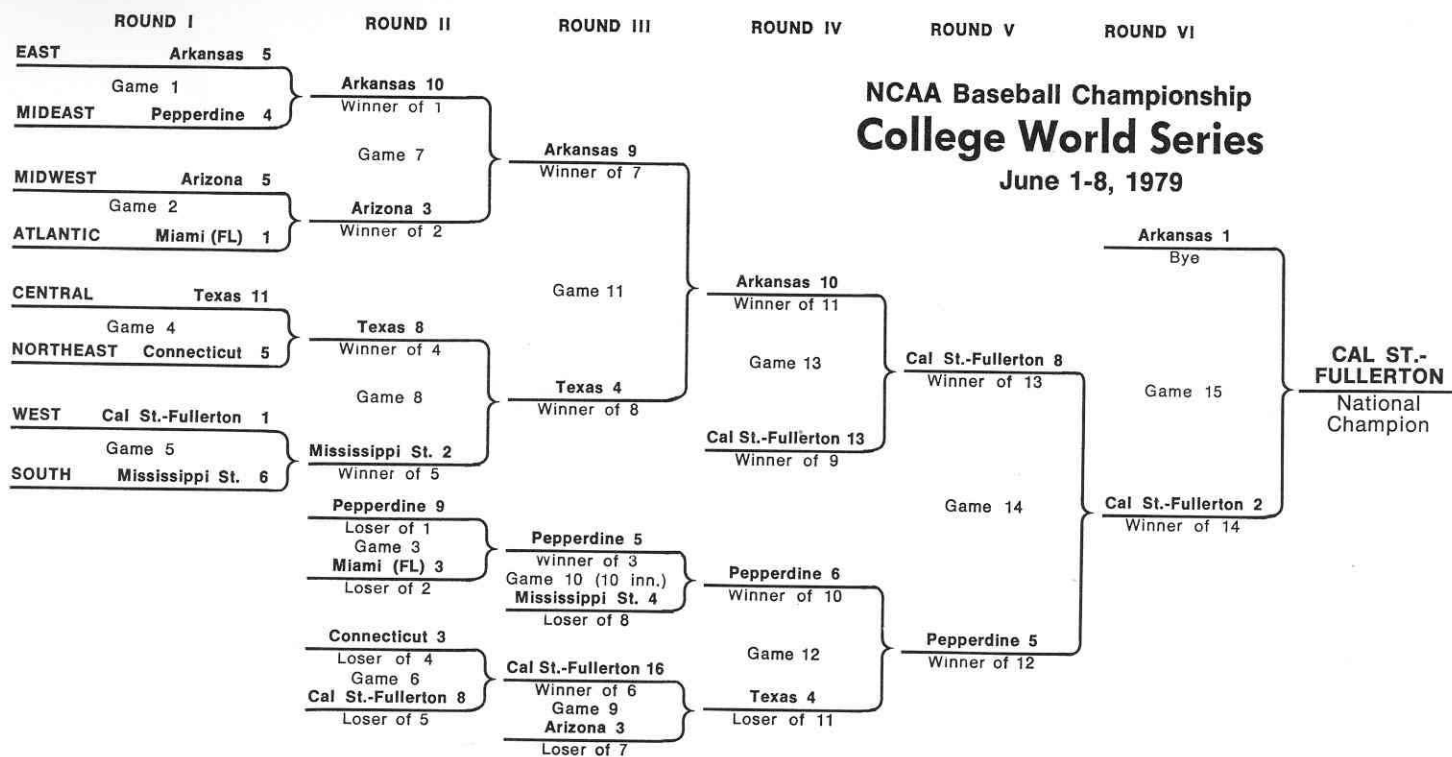
15, James Waldrip, Oklahoma (7) vs Springfield (1), 1951.

No-Hit Games

Jim Ehrlar, Texas (7) vs Tufts (0), 1950.
 Jim Wixson, Oklahoma St. (7) vs North Carolina (0), 1960.

One-Hit Game

Nino Barnise, California (3) vs Denver (1), 1947.
 Rod Keogh, Washington St. (3) vs Rutgers (1), 10 innings, 1950.
 Jackie Lonergan, Holy Cross (0) vs Missouri (1), 1952.
 Littleton Fowler, Oklahoma St. (8) vs Syracuse (0), 1961.
 Larry Hardy, Texas (7) vs Brigham Young (0), 1968.
 Bob Shirley, Oklahoma (6) vs Penn St. (0), 1973
 Steve Howe, Michigan (4) vs Baylor (0), 1978.



WON - AND - LOST RECORDS

Team (Years Participated)

Team (Years Participated)	Won	Lost
Alabama (1950)	1	2
Arizona (1954-55-56-58-59-60-63-66-70-76-79)	23	21
Arizona State (1964-65-67-69-72-73-75-76-77-78)	37	16
Arkansas (1979)	3	2
Auburn (1967-76)	2	4
Baylor (1948-77-78)	2	6
Boston College (1949-53-60-61-67)	6	10
Bradley (1950-56)	2	4
Brigham Young (1968-71)	1	4
California (1947-57)	9	0
Cal State-Fullerton (1975-79)	5	3
Cal State-Los Angeles (1977)	2	2
Clemson (1947-58-59-76-77)	4	9
Colgate (1955)	1	2
Colorado State University (1950)	0	2
Connecticut (1957-59-65-72-79)	3	10
Dartmouth (1970)	1	2
Delaware (1970)	0	2
Denver (1947)	0	1
Duke (1952-53-61)	3	6
Eastern Michigan (1975-76)	4	4
Florida State (1957-62-63-65-70-75)	8	12
Fresno State (1959)	3	2
Georgia Southern (1973)	1	2
Harvard (1968-71-73-74)	1	8
Holy Cross (1952-58-62-63)	9	7
Houston (1953-67)	3	4
Illinois (1947-48)	0	3
Iowa (1972)	0	2
Iowa State (1957-70)	3	4
Ithaca (1962)	1	2
Lafayette (1948-53-54-58-65)	5	10
Maine (1964-76)	5	4
Massachusetts (1954-69)	2	4
Miami (Fla.) (1974-78-79)	4	6
Michigan (1953-62-78)	9	4
Michigan State (1954)	3	2
Minnesota (1956-60-64-73-77)	17	7
Mississippi (1956-64-69-72)	3	8
Mississippi State (1971-79)	1	4
Missouri (1952-54-58-62-63-64)	18	11
New Hampshire (1956)	1	2
New York University (1947-56-69)	4	5
North Carolina (1948-60-66-78)	3	8

Team (Years Participated)

Team (Years Participated)	Won	Lost
North Carolina State (1968)	2	2
Northeastern (1966)	0	2
Northern Colorado (1948-49-52-53-55-57-58-59-60-61-62-74)	4	24
Notre Dame (1949-57)	2	4
Ohio University (1970)	2	2
Ohio State (1951-65-66-67)	9	7
Oklahoma (1947-51-72-73-74-75-76)	9	11
Oklahoma State (1948-49-54-55-59-60-61-66-67-68)	20	19
Oral Roberts (1978)	1	2
Oregon (1954)	0	2
Oregon State (1952)	0	2
Pan American (1971)	2	2
Penn State (1952-57-59-63-73)	8	10
Pepperdine (1979)	3	2
Princeton (1951)	0	2
Rider (1967)	1	2
Rollins (1954)	3	2
Rutgers (1950)	3	2
St. John's (NY) (1949-60-66-68-78)	7	10
St. Louis (1965)	2	2
Santa Clara (1962)	4	2
Seton Hall (1964-71-74-75)	2	8
South Carolina (1975-77)	7	4
Southern California (1948-49-51-55-58-60-61-63-64-66-68-70-71-72-73-74-78)	71	20
Southern Illinois (1968-69-71-74-77)	12	10
Springfield (1951-55)	1	4
Stanford (1953-67)	4	4
Syracuse (1961)	2	2
Temple (1972-77)	2	4
Tennessee (1951)	4	2
Texas (1947-49-50-52-53-57-61-62-63-64-65-66-68-69-70-72-73-74-75-79)	41	33
Texas A&M (1951-64)	1	4
Tufts (1950)	1	2
Tulsa (1969-71)	6	4
UCLA (1969)	0	2
Utah (1951)	2	2
Wake Forest (1949-55)	9	3
Washington State (1950-56-65-76)	6	8
Western Michigan (1952-55-58-59-61-63)	9	12
Wisconsin (1950)	2	2
Wyoming (1956)	1	2
Yale (1947-48)	6	4

ATTENDANCE RECORDS

One Series—90,117 in 1977, ten sessions.

Doubleheader—15,107 on Saturday, June 12, 1976 (first round)
Arizona State 7, Arizona 6 (first game),
Washington State 6, Oklahoma 1 (second game).

Single Game—15,261 on Tuesday, June 6, 1978 (third round)
Southern California 5, Arizona State 2.

TOTAL ATTENDANCE

1950 — 17,805	1957 — 26,609	1964 — 61,781	1972 — 80,214
1951 — 27,789	1958 — 25,931	1965 — 45,894	1973 — 65,356
1952 — 38,731	1959 — 33,607	1966 — 63,376	1974 — 71,105
1953 — 31,990	1960 — 32,222	1967 — 63,906	1975 — 78,052
1954 — 35,403	1961 — 24,778	1968 — 58,373	1976 — 83,455
1955 — 21,843	1962 — 39,307	1969 — 63,265	1977 — 90,117
1956 — 29,940	1963 — 52,757	1970 — 74,683	1978 — 79,654
		1971 — 77,460	1979 — 87,070

ROUND I

ROUND II

ROUND III

ROUND IV

ROUND V

ROUND VI

**ST. JOHN'S
NORTHEAST**

Game 1
Friday - 5:10 p.m.

**ARIZONA
WEST**

Winner of 1

Game 7
Sunday - 5:10 p.m.

Winner of 7

**FLORIDA ST.
SOUTH**

Game 2
Friday - 8:10 p.m.

Winner of 2

**HAWAII
CENTRAL**

Game 11
Tuesday - 7:40 p.m.

Winner of 11

**CLEMSON
ATLANTIC**

Game 4
Saturday - 5:10 p.m.

Winner of 4

**MIAMI (FL)
EAST**

Game 8
Sunday - 8:10 p.m.

Winner of 8

**MICHIGAN
MIDEAST**

Game 5
Saturday - 8:10 p.m.

Winner of 5

**CAL-BERKELEY
MIDWEST**

Loser of 1

Game 3
Saturday 1:10 p.m.

Winner of 3

Loser of 2

Game 10
Monday - 8:10 p.m.

‡Winner of 9 or 10

Loser of 8

Loser of 4

Game 6
Sunday - 1:10 p.m.

Winner of 6

Loser of 5

Game 9
Monday - 5:10 p.m.

‡Loser of 11

Loser of 7

Game 12
Wednesday 5:10 p.m.

Game 13
Wednesday 8:10 p.m.

Winner of 13

*Game 14
Thursday - 7:40 p.m.

Bye

*Game 15
If Necessary
Friday - 7:40 p.m.

**National
Champion**

The National Collegiate Athletic Association COLLEGE WORLD SERIES Omaha, Nebraska - May 30 - June 5/6, 1980

EIGHT TEAMS—DOUBLE ELIMINATION TOURNAMENT—Each team must lose twice before being eliminated. If team loses in the upper bracket, it goes to the lower bracket and continues to play until it loses a second game.

No team plays two games in one day unless Tournament Committee deems it necessary due to rain.

*If three teams remain after Game 13, the winner of Game 11 shall receive a bye into Game 15.

In first round, bottom team listed is home team. Home team shall occupy third base dugout.

After first-round games, teams shall alternate as home team according to formula applied by games committee.

Infield shall first be taken by home team.

‡Pairings shall be adjusted for Games 12 and 13 to match teams which have not met previously; or have not played since the first round.

OFFICIAL NCAA BASEBALL BOX SCORE

GAME #2

Date May 30, 1980 Time 8:17

Stadium Rosenblatt

City Omaha, NE

FLORIDA STATE	AB	R	H	RBI	BB	SO	PO	A	HAWAII	AB	R	H	RBI	BB	SO	PO	A
Lionel Martinez 2B	3	2	1	0	2	0	1	2	Rick Bass CF	4	2	1	0	0	0	3	0
Don DeLoach SS	5	0	1	0	0	2	0	3	Thad Reece 2B	4	1	1	0	0	0	2	1
Mike Fuentes CF	5	2	4	2	0	0	2	0	Collin Tanabe, C	4	1	1	1	0	2	7	1
Jeff Ledbetter 1B	5	0	1	0	0	2	11	0	Jay Erdahl LF	4	2	2	1	0	0	3	0
Mike Yastrzemski, RF	5	1	1	2	0	0	5	0	Greg Oniate DH	2	0	1	2	1	1	0	0
Jim Weaver LF	5	1	2	0	0	0	1	0	Lesso Kakazu PH	1	0	0	0	0	0	0	0
Craig Ramsey C	3	0	0	1	0	1	4	1	Kim Perkins 3B	4	0	2	2	0	0	0	3
Mike Cullen DH	4	0	1	1	0	1	0	0	Howard Dashefsky 1B	4	0	1	0	0	1	11	0
Rick Figueredo 3B	3	0	0	0	1	1	0	6	Kevin Williams RF	4	0	1	0	0	0	0	0
Rick Hatcher P	0	0	0	0	0	0	0	1	Eric Tonkunaga SS	4	1	1	0	0	0	1	5
David Smalley P	0	0	0	0	0	0	0	0	Chuck Crim P	0	0	0	0	0	0	0	0
									Alan Lane P	0	0	0	0	0	0	0	01
TOTALS	38	6	11	6	3	7	24	13	TOTALS	35	7	11	6	1	4	27	11

SCORE BY
INNINGS

FLORIDA STATE

HAWAII

1 0 0

3 4 0

0 0 3

0 0 0

1 0 1

0 0 x

R H E

6 11 3

7 11 2

E— Martinez, Ledbetter-2; Reece, Tanabe

DP— Florida St. LEFT— Florida St.-9 Hawaii-5

2B— Martinez, Fuentes; Bass, Oniate 3B— Perkins

HR— Fuentes SB— Weaver

SH— none SF— Ramsey

FLORIDA STATE	IP	H	R	ER	BB	SO	HAWAII	IP	H	R	ER	BB	SO
Rick Hatcher	5	11	7	1	1	2	Chuck Crim	6 1/3	8	5	3	2	6
David Smalley	3	0	0	0	0	2	Alan Lane	2 2/3	3	1	1	1	1

WINNER— Crim (15-0) LOSER— Hatcher (10-3) SAVE— Lane (1)

WP— none PB— none BK— none

HBP— none

U— Jon Bible, Bob Clement, Boyd Mauer, Doug Cossy T— 2:39 A— 8,864

© by National Collegiate Athletic Association 1976

OFFICIAL SCORER: John Fey

1980 NCAA
COLLEGE WORLD SERIES
ROSENBLATT STADIUM
Omaha, NE
Friday, May 30, 1980

Game #2

FLORIDA STATE (51-10) VISITOR

Coach Mike Martin

4 Kuibek Nartónez 2B

20 Don DeLoach SS

29 Mike Fuentes, CF

6 Jeff Ledbetter 1B

8 Mike Yastrzemski, RF

2 Jim Weaver LF

~~23 Don DeLoach~~

21 Craig Ramsey C

42 Mike Cullen DH

12 Rick Figuerado 3B

33 Ben Rick Hatcher P (10-2)

UMPIRES: Home plate: John Bible

First base: Bob Clement

Second Base: Boyd Mauver

Third Base: Doug Cassey,

HAWAII (57-16) HOME

Coach Les Murakami

21 Rick Bass CF

10 Thad Reece 2B

22 Collin ~~Reese~~ Tanabe, C

7 Jay Erdahl, LF

17 Greg Oniate DH

30 Kimo Perkins # 3B

23 Howard Dashefsky 1B

2 Kevin Williams RF

1 Eric Tokunaga SS

12 Chuck Crim (14-0)

HAWAII PRE-GAME NOTES

Flower leis that are being presented to both Florida State and Hawaii were sewn by Mrs. Akiko (ah-kee-koh) Uemura (oo-way-moo-rah) from blossoms donated by T. Inouye (in-NO-way) and Tom Takuma (tahpKOO-mah). The red carnation leis and other leis being presented to the Hawaii team are from Governor of Hawaii, the Honorable George R. Ariyoshi (ah-ree-YOH-shee) and Mr. and Mrs. Gilbert Silva, parents of one of the Hawaii players.

Making the lei presentation is the sweetheart of the Hawaii team, Alison Vikman, of Axtell, and her friend, Judy Larsen, of Broken Bow, both students at Clarkson School of Nursing.

1980 COLLEGE WORLD SERIES

Game #2 -- Friday, May 30, 1980

Rosenblatt Stadium, Omaha, Nebraska

Florida State (51-10) vs. Hawaii (57-16)

FIRST INNING

Florida State: Martinez grounds out 6-3. DeLoach was called out on strikes. Fuentes drills one over the rightfield fence. Ledbetter struck out swinging.

---SUMMARY: One run, one hit, no errors, none left.

FLORIDA ST. 1
HAWAII 0

HAWAII: Bass lines a ground rule double down the right field line. Reece reaches first on first baseman's error. Bass takes third on the play. Tanabe strikes out swinging. Bass scores when the first baseman failed to field a pick off attempt and Reece takes second. Erdahl singles to left advancing Reece to third (making the run score earned). Oniate walks, loading the bases. Oniate is picked off at first 2-3. Perkins triples down the right field line scoring Reece from third, and Erdahl from second. Dashefsky flies out to right.

---SUMMARY: Three runs, three hits, two errors, one left.

FLORIDA ST. 1
HAWAII 3

SECOND INNING

FLORIDA STATE: Yastrzemski grounds out 4-3, Weaver grounds out 5-3. Ramsey strikes out 2-3.

---SUMMARY: No runs, no hits, no errors, none left.

FLORIDA ST. 1
HAWAII 3

HAWAII: Williams flies out to the rightfielder. Takunaga singles off the pitchers glove. Bass reaches first on ~~the~~ a fielders choice 5-4. Tokunaga reaches third on the second baseman's error. Reece grounds out 1-3 with Bass taking second. Tanabe singles off the second baseman's glove scoring Tokunaga from third, and advancing Bass to third. Erdahl singles to right scoring Bass from third and advancing ~~Tanabe~~ to second. Oniate doubles off the right-center field fence scoring ~~Tanabe~~ from second and Erdahl from first. Perkins flies to center. Tanabe

---SUMMARY: Four runs, four hits, one error, one left (all runs unearned)

FLORIDA ST. 1
HAWAII 7

THIRD INNING

FLORIDA STATE: Cullen grounds out 3 unassisted. Figueredo walks. Martinex doubles down the left field line advancing Figueredo to third. DeLoach grounds out 5-3 with the runners holding. Fuentes grounds out 5-3.

---SUMMARY: No runs, one hit, no errors, two left.

FLORIDA ST. 1
HAWAII 7

HAWAII: Dashefsky grounds out 6-3. Williams lines a single up the middle. Takunaga grounds out 3 unassisted advancing Williams to second. Bass grounds out 5-3.

---SUMMARY: No runs, one hit, no errors, one left.

FLORIDA ST. 1
HAWAII 7

FOURTH

~~SEVENTH~~ INNING

FLORIDA STATE: Ledbetter grounds a single down the right field line. Yastrzemski flies out to left. Weaver singles off the second baseman's glove advancing Ledbetter to ~~second~~ second. Ramsey flies out to the second baseman in short center field. Cullen strikes out swining.

---SUMMARY: No runs, two hits, no errors, two left.

FLORIDA ST. 1
HAWAII 7

HAWAII: Reece singles up the middle. Tanabe grounds into a 5-4-3 double play. Erdahl bounces out 6-3.

---SUMMARY: No runs, one hit, no errors, none left.

FLORIDA STATE 1
HAWAII 7

FIFTH INNING

FLORIDA STATE: Figueredo struck out swinging. Martinez flies out to center. DeLoach strikes out swinging.

---SUMMARY: No runs, no hits, no errors, none left.

FLORIDA ST.	1
HAWAII	7

HAWAII: Oniate goes down swinging. Perkins lines a single into right field. Dashefsky singles in the hole to left advancing Perkins to second. Williams flies out to right field. Perkins tags and moves to third. Tokunaga flies out to right.

---SUMMARY: No runs, two hits, no errors, two left.

FLORIDA ST.	1
HAWAII	7

SIXTH INNING

FLORIDA STATE: Puentes doubles to left center. Ledbetter flies out to center. Puentes tags and moves to third. Yastrzemski reaches first on second baseman's error. Puentes scores from third. (RBI to Yastrzemski). Weaver hits singles into left field advancing Yastrzemski to third. Ramsey hits a sacrifice fly to left scoring Yastrzemski from third. (Unearned run) Weaver steals second and goes to third on a throwing error by the catcher. (E-2) Cullen singles up the middle scoring Weaver from third (Unearned run). Figueredo grounds ~~out~~ into a 6-4 fielders choice.

---SUMMARY: three runs, three hits, two errors, one left.

FLORIDA STATE	4
HAWAII	7

HAWAII: Bass flies out to right. Reece grounds out 6-3. Tanabe takes a called third strike.

---SUMMARY: No runs, no hits, no errors, none left.

FLORIDA ST.	4
HAWAII	7

SEVENTH INNING

FLORIDA STATE: Martinez walks. DeLoach grounds out 6-3 as Martinez takes second. ~~DeLoach~~ Puentes ~~reaches~~ reaches first on an infield hit advancing Martinez to third. Alan Lane replaces Grim at the mound. Ledbetter goes down swinging. Yastrzemski singles to right scoring Martinez from third and advancing Puentes to third. Weaver grounds out 1-3.

---SUMMARY: One run, two hits, no errors, two left.

FLORIDA ST.	5
HAWAII	7

HAWAII: Erdahl flies out to right. ~~Oniate~~ Kakazu pinch hits for Oniate. Grounds out 5-3. ~~Perkins~~ flies out to left.

---SUMMARY: No runs, no hits, no errors, none left.

FLORIDA ST.	5
HAWAII	7

EIGHTH INNING

FLORIDA STATE: Ramsey grounds out 6-3. Cullen flies out to the shortstop in shallow left field. Figueredo grounds out 6-3.

---SUMMARY: No runs, no hits, no errors, none left.

FLORIDA ST.	5
HAWAII	7

HAWAII: ~~Dashefsky~~ Dashefsky goes down swinging. Williams bounces out 5-3. Tokunaga bounces out 4-3.

---SUMMARY: No runs, no hits, no errors, none left.

FLORIDA ST.	5
HAWAII	7

NINTH INNING

FLORIDA STATE: Martinez walks. DeLoach singles to left advancing Martinez to second. Puentes singles into center scoring Martinez from second and advancing DeLoach to second. Ledbetter flies out to left. Yastrzenski fouls out to the catcher. Weaver flies out to center.

---SUMMARY: One run, two hits, no errors, two left.

FLORIDA STATE	6
HAWAII	7

FSU HEAD COACH MIKE MARTIN

"Baseball is a funny game. If a couple of things happen the result could be different. The game could have gone either way. We had the routine double play ball but don't turn it over. That's baseball.

"Crim was one of the best slider pitchers we've seen. I was very impressed with his poise, but also the poise of our freshman, David Smalley. He came in there and didn't give Hawaii a sniff.

"Now the thing is whether or not we've got the guts enough to come out after eight hours sleep tomorrow and play good baseball. Ken Fischer will be our starting pitcher tomorrow.

"There is no way that last ball is not a ~~gapper~~ gapper. But it got in the wind and hung up there.

"That was a typical Seminole game. I never thought we weren't going to win it. We had the perfect hitters up there in the ninth—our third, fourth, fifth and sixth men. I was sure we were going to win it."

UH HEAD COACH LES MURAKAMI

"I gotta give Florida State a lot of credit. They were down 7-1 and came back. We couldn't execute. All-in-all, I'm quite happy. I hope the next time we won't have to hang on like this.

"The Governor called and said to win this one for him so he can see us play. He's coming in late Sunday or Monday.

"I told my players we'd better win today. I said I wanted a day off."

UH RELIEF PITCHER ALAN LANE

"The breaking change was working. It has always helped me."

UH STARTER AND WINNER CHUCK CRIM

"I was still feeling good (when taken out.). My hard slider was used a lot."