

SUMMARY OF FOOTBALL GAME STATISTICS – Home Team

Home Team Florida State First Downs: (Rush) 4 (Pass) 12 (Pen.) 0 Total 16 Penalties Against: (No.) 5 (Yards) 52 Own Fumbles: (No.) 3 (Lost) 0

(Don't Use) NCAB CODE	PLAYER	RUSHING				FORWARD PASSING					TOTAL OFFENSE		RECEIVING			INT. RETURNS		PUNTING			PUNT RETURNS		K.O. RETURNS		SCORING									
		Times Carried	Yards Gain	Yards Loss	Net Gain	No. Att.	No. Comp.	Had Int.	Net Gain	Scoring		Total Plays	Net Gain	No. Caught	Yards Gain	TD's	No. Inter.	Yards Return	Times Kicked	Yards Kicked	Blkd.	Number Returns	Yards Return	Number Returns	Yards Return	Touch-downs	Conv. Atts.			Conv. Made			Fld. Gls.	Points
										TD's	Conv.																Throw	Run	Kick	Catch	Run	Kick		
	Brinkley	A 4	52	0	52	B 0	0	0	0	0	0	C 4	52	D 0	0	0	E 0	0	F 0	0	0	G 0	0	H 0	0	S 0	0	0	0	0	0	0	0	0
	Snyder	A 10	43	12	31	B 0	0	0	0	0	0	C 10	31	D 0	0	0	E 0	0	F 0	0	0	G 0	0	H 0	45	S 1	0	0	0	0	0	0	0	6
	M. Roberts	A 7	18	0	18	B 0	0	0	0	0	0	C 7	18	D 1	55	0	E 0	0	F 0	0	0	G 0	0	H 1	13	S 1	0	0	0	0	0	0	0	6
	Calhoun	A 3	9	3	6	B 1	1	0	9	0	0	C 4	15	D 0	0	0	E 0	0	F 6	24	0	G 2	67	H 0	0	S 0	0	0	0	0	0	0	0	0
	Ribent	A 3	6	0	6	B 0	0	0	0	0	0	C 3	6	D 0	0	0	E 0	0	F 0	0	0	G 0	0	H 0	0	S 0	0	0	0	0	0	0	0	0
	Petko	A 2	3	0	3	B 0	0	0	0	0	0	C 1	3	D 0	0	0	E 0	0	F 0	0	0	G 0	0	H 0	0	S 0	0	0	0	0	0	0	0	0
	Ekler	A 2	2	0	2	B 0	0	0	0	0	0	C 1	2	D 0	0	0	E 0	0	F 0	0	0	G 0	0	H 0	0	S 0	0	0	0	0	0	0	0	0
	Tensi	A 3	0	18	-18	B 26	12	0	227	0	0	C 29	209	D 0	0	0	E 0	0	F 0	0	0	G 0	0	H 0	0	S 0	0	0	0	0	0	0	0	0
	Biletnikoff	A 0	0	0	0	B 0	0	0	0	0	0	C 0	0	D 4	66	1	E 0	0	F 0	0	0	G 1	12	H 0	0	S 1	0	0	0	0	0	0	0	6
	Wettkstein	A 0	0	0	0	B 0	0	0	0	0	0	C 0	0	D 8	64	2	E 0	0	F 0	0	0	G 0	0	H 0	0	S 2	0	0	0	0	0	0	0	12
	Dawson	A 0	0	0	0	B 0	0	0	0	0	0	C 0	0	D 3	37	0	E 0	0	F 0	0	0	G 0	0	H 0	0	S 0	0	0	0	0	0	0	0	0
	Bailey	A 0	0	0	0	B 0	0	0	0	0	0	C 0	0	D 2	14	0	E 0	0	F 0	0	0	G 0	0	H 0	0	S 0	0	0	0	0	0	0	0	0
	Messer	A 0	0	0	0	B 0	0	0	0	0	0	C 0	0	D 0	0	0	E 0	0	F 0	0	0	G 0	0	H 0	0	S 0	0	0	5	0	0	5	0	5
		A				B						C		D			E		F			G		H		S								
		A				B						C		D			E		F			G		H		S								
		A				B						C		D			E		F			G		H		S								
		A				B						C		D			E		F			G		H		S								
		A				B						C		D			E		F			G		H		S								
		A				B						C		D			E		F			G		H		S								
		A				B						C		D			E		F			G		H		S								
		A				B						C		D			E		F			G		H		S								
	TEAM TOTALS	A 32	133	33	100	B 27	18	0	236	0	0	C 59	336	D 18	236	3	E 0	0	F 6	248	0	G 3	79	H 1	58	S 5	0	0	5	0	0	5	0	35

Opponents Wake Forest First Downs: (Rush) 18 (Pass) 5 (Pen.) 1 Total 24 Penalties Against: (No.) 2 (Yards) 20 Own Fumbles: (No.) 0 (Lost) 0

Enter Here Team Totals From Visiting Team Summary	RUSHING				FORWARD PASSING					TOTAL OFFENSE		RECEIVING			INT. RETURNS		PUNTING			PUNT RETURNS		K.O. RETURNS		SCORING									
	Times Carried	Yards Gain	Yards Loss	Net Gain	No. Att.	No. Comp.	Had Int.	Net Gain	Scoring		Total Plays	Net Gain	No. Caught	Yards Gain	TD's	No. Inter.	Yards Return	Times Kicked	Yards Kicked	Blkd.	Number Returns	Yards Return	Number Returns	Yards Return	Touch-downs	Conv. Atts.			Conv. Made			Fld. Gls.	Points
									TD's	Conv.																Throw	Run	Kick	Catch	Run	Kick		
VISITING TEAM TOTALS	A 39	122	30	92	B 29	16	0	122	0	0	C 69	214	D 16	122	0	E 0	0	F 8	256	1	G 6	54	H 5	98	S 0	0	0	0	0	0	0	0	0

ADDITIONAL STATISTICS

	Score by Quarters:	1st	2nd	3rd	4th	Total
Official Attendance <u>15,000</u>	F.S.U.	0	14	7	14	35
Weather Conditions <u>Fair</u>	Wake Forest	0	0	0	0	0

PRINCIPAL INDIVIDUAL PLAYS

List **all** scoring plays; also non-scoring plays (including punts) gaining 50 yards or more, and all **missed field goal attempts**.

Under "type of play" indicate rush, pass, int. runback, punt runback, kickoff runback, punt or field goal. List tries-for-points as P.A.T. kick, P.A.T. rush or P.A.T. pass.

On pass play, give passer first, then receiver, and combined yardage of pass and run. Measure runbacks from goal line, if started in end zone. Measure field goal attempts from point of kick. All other plays are measured from line of scrimmage.

[illegible]

CONDENSED RULES FOR RECORDING FOOTBALL STATISTICS*

(Originated by the N.C.A.A. Football Rules Committee's Sub-committee on Football Statistics)

SECTION 1 — FIRST DOWNS.

A first down shall be recorded whenever the yardsticks are ordered forward by the officials, and when a touchdown is scored from scrimmage (by rushing or passing) within a series of downs starting 10 yards or more from the goal line. A first down is **not** recorded on a touchdown runback, regardless of the distance of the scoring run.

SECTION 2 — RUSHING.

Article 1: All offensive running plays are to be classified as rushing plays, **not** as "plays from scrimmage," since any play begun with a snapback from center actually is a play from scrimmage.

Article 2: Rushing yardage is measured from the line of scrimmage to the point where the ball is declared dead, or is recovered by opponents in the case of a fumble.

Article 3: The rushing total is a net figure . All rushing losses must be recorded so as to account for the net figure.

Article 4: All gains on lateral passes which originated or grew out of a rushing play are included in rushing yardage. (See Article 1 of Section 4.)

SECTION 3 — FORWARD PASSING.

Article 1: Forward passing gains or losses are measured from the scrimmage line to the point where the ball is declared dead (or is recovered by opponents in the case of a fumble), so as to include both length of pass and running advance after completion. All yards gained or lost on each completed pass play are credited to **both** the passer and the receiver.

Article 2: Loss from a completed forward pass which did not advance the ball to the scrimmage line is a yardage charge against passing gain.

Article 3: Any loss by a player apparently intending to pass, but thrown behind the line of scrimmage, is recorded as a **loss by rushing**. He is **not** a passer until he has thrown the ball, and he retains at all times the option of running.

Article 4: Interception returns are measured from the point of interception to the point where the ball is declared dead (or is recovered by opponents in the case of a fumble).

Article 5: There is **no** pass completed by penalty. A gain through interference on a passing play is a penalty against the defending team. The passer is **not** charged with a pass attempt, nor credited with a pass completed or yards gained; nor is the intended receiver (or the player interfered with) credited with a pass caught. The passing team

is credited only with a first down by penalty. The defensive (offending) team is charged with a penalty, and the distance from the line of scrimmage to the spot of the penalty under "yards penalized."

Article 6: The forward passer is charged with a forward pass attempt when a forward pass is ruled intentionally grounded.

SECTION 4 — LATERAL PASSING.

Article 1: A lateral pass is always a component part of the ultimate play, whether it precedes or follows that play, since the lateral is merely an extension of the original or ultimate play, in effect.

(Approved Ruling — Player A receives a forward pass for a gain of 10 yards, then throws a lateral pass to Player B, who gains an additional 5 yards. Player A is credited with one pass caught and 10 yards under "receiving." Player B is credited with NO pass caught and with 5 yards under "receiving." Player who threw the forward pass is credited with 15 yards under "forward passing.")

(Approved Ruling — Player A catches punt and returns 10 yards before throwing a lateral pass to Player B, who returns another 5 yards. Player A is credited with one return and 10 yards under "punt returns." Player B is credited with NO return and with 5 yards under "punt returns.")

Article 2: Incomplete lateral passes are scored as fumbles, and yards lost are charged against the player who, in the scorer's opinion, was responsible for the failure of the pass.

Article 3: Intercepted lateral passes are scored as fumbles, the offensive team being charged with a fumble lost.

Article 4: The official scorer rules on whether a completed pass to a flanker or man-in-motion is a forward or a lateral pass. If the latter, the play is recorded under "rushing." If the pass is incomplete, the subsequent action of the officials reveals whether the pass was a forward or a lateral.

SECTION 5 — TOTAL OFFENSE.

Article 1: Total offense is the combined result of rushing and forward passing **only**, since these two are the only methods by which legal advance can be initiated while retaining possession of the ball.

Article 2: Total offense yardage is the total of **net** gain by rushing and net gain by forward passing. "Receiving" yards gained are **no**t included in total offense.

WILD PASS FROM CENTER.

Any loss resulting from an **obvious** wild pass from center is charged to "center pass," and not to any individual player.

(Continued on back of Form 347-B)

*See the OFFICIAL FOOTBALL STATISTICIANS' MANUAL for complete rulings and interpretations.

SUMMARY OF FOOTBALL GAME STATISTICS – Visiting Team

Visiting Team Wake Forest **First Downs:** (Rush) 7 (Pass) 5 (Pen.) 1 **Total** 15 **Penalties Against:** (No.) 2 (Yards) 20 **Own Fumbles:** (No.) 0 (Lost) 0

(Don't Use) NCAB CODE	PLAYER	RUSHING				FORWARD PASSING						TOTAL OFFENSE		RECEIVING			INT. RETURNS		PUNTING			PUNT RETURNS		K.O. RETURNS		SCORING								
		Times Carried	Yards Gain	Yards Loss	Net Gain	No. Att.	No. Comp.	Had Int.	Net Gain	Scoring		Total Plays	Net Gain	No. Caught	Yards Gain	TD's	No. Inter.	Yards Return	Times Kicked	Yards Kicked	Blkd.	Number Returns	Yards Return	Number Returns	Yards Return	Touch-downs	Conv. Atts.			Conv. Made			Fld. Gls.	Points
										TD's	Conv.																Throw	Run	Kick	Catch	Run	Kick		
	Uelborn	A 11	34	0	34	B 0	0	0	0	0	0	C 11	34	D 3	18	0	E 0	0	F 0	0	0	G 0	0	H 0	0	S 0	0	0	0	0	0	0	0	0
	Piccolo	A 7	29	0	29	B 0	0	0	0	0	0	C 7	29	D 1	20	0	E 0	0	F 0	0	0	G 0	0	H 0	0	S 0	0	0	0	0	0	0	0	
	Decker	A 7	27	0	27	B 0	0	0	0	0	0	C 7	27	D 1 (-3)	0	0	E 0	0	F 0	0	0	G 0	0	H 3	66	S 0	0	0	0	0	0	0	0	
	Bedgood	A 5	11	3	8	B 0	0	0	0	0	0	C 5	11	D 3	22	0	E 0	0	F 0	0	0	G 2	15	H 1	21	S 0	0	0	0	0	0	0	0	
	Minter	A 1	6	0	6	B 0	0	0	0	0	0	C 1	6	D 3	34	0	E 0	0	F 0	0	0	G 0	0	H 1	11	S 0	0	0	0	0	0	0	0	
	Palazzo	A 1	3	0	3	B 0	0	0	0	0	0	C 1	3	D 0	3	0	E 0	0	F 0	0	0	G 4	31	H 0	0	S 0	0	0	0	0	0	0	0	
	Brandwilde	A 1	1	0	1	B 0	0	0	0	0	0	C 1	1	D 0	0	0	E 0	0	F 0	0	0	G 0	0	H 0	0	S 0	0	0	0	0	0	0	0	
	Swerton	A 7	11	17	(-10)	B 29	16	0	122	0	0	C 35	106	D 0	0	0	E 0	0	F 7	244	0	G 0	0	H 0	0	S 0	0	0	0	0	0	0	0	
	Cameron	A 0	0	0	0	B 0	0	0	0	0	0	C 0	0	D 4	15	0	E 0	0	F 0	0	0	G 0	0	H 0	0	S 0	0	0	0	0	0	0	0	
	Torjock	A 0	0	0	0	B 0	0	0	0	0	0	C 0	0	D 1	7	0	E 0	0	F 0	0	0	G 0	0	H 0	0	S 0	0	0	0	0	0	0	0	
		A				B						C		D			E		F			G		H		S								
		A				B						C		D			E		F			G		H		S								
		A				B						C		D			E		F			G		H		S								
	Team	A 0	0	0	0	B 0	0	0	0	0	0	C 0	0	D 0	0	0	E 0	0	F 1	6	1	G 0	0	H 0	0	S 0	0	0	0	0	0	0	0	
		A				B						C		D			E		F			G		H		S								
		A				B						C		D			E		F			G		H		S								
		A				B						C		D			E		F			G		H		S								
		A				B						C		D			E		F			G		H		S								
		A				B						C		D			E		F			G		H		S								
		A				B						C		D			E		F			G		H		S								
		A				B						C		D			E		F			G		H		S								
	TEAM TOTALS	A 27	122	30	92	B 29	16	0	122	0	0	C 68	247	D 10	127	0	E 2	0	F 8	255	1	G 6	34	H 5	98	S 0	0	0	0	0	0	0	0	

Opponents Florida State **First Downs:** (Rush) 4 (Pass) 12 (Pen.) 0 **Total** 16 **Penalties Against:** (No.) 5 (Yards) 52 **Own Fumbles:** (No.) 3 (Lost) 0

Enter Here Team Totals From Home Team Summary	RUSHING				FORWARD PASSING					TOTAL OFFENSE		RECEIVING			INT. RETURNS		PUNTING			PUNT RETURNS		K.O. RETURNS		SCORING									
	Times Carried	Yards Gain	Yards Loss	Net Gain	No. At.	No. Comp.	Had Int.	Net Gain	Scoring		Total Plays	Net Gain	No. Caught	Yards Gain	TD's	No. Inter.	Yards Return	Times Kicked	Yards Kicked	Blkd.	Number Returns	Yards Return	Number Returns	Yards Return	Touch- downs	Conv. Atts.			Conv. Made			Fld. Gls.	Points
									TD's	Conv.																Throw	Run	Kick	Catch	Run	Kick		
HOME TEAM TOTALS	A 32	133	33	100	B 27	18	0	236	3	0	C 59	386	D 18	236	3	E 0	0	F 6	248	0	G 3	79	H 1	58	S 5	0	0	5	0	0	5	0	35

Date of Game 10-12-63

Where Played

Where Played Tallahassee, Fla. Authenticated by Donnell and

and

NCAB Form No. 347-B (Copyright, 1958, The National Collegiate Athletic Bureau, Box 757, Grand Central Station, New York, N. Y.)

(For Home Team)

(For Opponents)

(OVER)

FLORIDA STATE SEMINOLES

No.	Name	Pos.	Ht.	Wt.	Age	Class	Hometown
11	*CALHOUN, Charlie	QB	5-10	171	20	Sr.	Tallahassee
12	GERO, Tony	QB	5-10	183	19	So.	Madison, N.J.
13	*TENSI, Steve	QB	6-5	201	20	Jr.	Cincinnati, O.
14	MASSEY, Jim	QB	5-11	176	20	So.	Cairo, Ga.
15	FISCHER, Russ	QB	6-1	184	20	So.	Melbourne
16	PRITCHETT, Ed	QB	6-2	177	22	So.	Decatur, Ga.
20	*SNYDER, Dave	HB	5-10	184	21	Sr.	Jacksonville
21	*BRINKLEY, Larry	FB	5-11	190	21	Sr.	Willoughby, O.
22	BIBENT, Maury	HB	6-0	186	20	So.	Cincinnati, O.
23	*LOFTIN, Jim	HB	6-1	181	20	Jr.	Pensacola
24	DeLIBERTY, Mario	HB	5-9	184	19	So.	Havertown, Pa.
25	*BILETNIKOFF, Fred	HB	6-1	186	20	Jr.	Erie, Pa.
26	HAMMOND, Bill	HB	5-11	181	21	So.	Melbourne
28	*BAILEY, Winfred	HB	6-0	186	21	Jr.	Atlanta, Ga.
29	PETKO, Joe	HB	5-9	185	19	So.	Shaker Heights, O.
40	*MESSER, Doug	HB	6-1	188	21	Sr.	LaGrange, Ga.
41	*ROBERTS, Gene	FB	6-0	200	21	Sr.	High Springs
42	MURDOCK, Les	FB	6-2	213	21	Jr.	Hollywood
43	EHLER, Howard	FB	6-1	190	19	So.	Tavares
44	*ROBERTS, Marion	FB	6-0	197	20	Sr.	Ocala, Ga.
51	AVEZZANO, Joe	C	6-1	223	20	So.	Miami
52	*ROBINSON, Chuck	G	5-11	218	21	Sr.	E. Palestine, O.
53	*DALY, Bill	C	6-1	209	20	Sr.	Jacksonville
54	MacMATTHEWS, Jay	C	6-1	216	19	So.	Chiefland
55	*EDWARDS, Jack	C	6-1	221	20	Jr.	Tampa
60	*HENRY, Ferrell	C	6-1	212	21	Sr.	Colquitt, Ga.
61	SHINHOLSER, Jack	G	6-1	200	21	So.	Tampa
62	*PARISH, Gene	G	6-3	196	21	So.	Headland, Ala.
63	McDOWELL, Bill	G	6-1	191	19	So.	Tallahassee
64	PITTS, David	G	5-9	211	19	So.	Blountstown
65	WOOTEN, Jerry	G	6-1	195	19	So.	Geneva, Ala.
66	*HERMANN, Dick	G	6-0	200	21	Jr.	Marianna
67	*BRUNER, Jerry	T	5-10	232	21	Sr.	Evansville, Ind.
68	PARRISH, Joe	G	6-1	193	20	So.	Auburndale
70	STROBEL, Larry	T	5-11	227	19	So.	Massilon, O.
71	WILLETT, Darrell	T	6-1	231	20	So.	Tifton, Ga.
73	*SUMNER, Avery	T	6-2	216	21	Jr.	Adel, Ga.
75	*MacKENZIE, Dale	T	6-2	227	20	Jr.	Clearwater
76	*WEST, Tom	T	6-4	222	20	Jr.	Headland, Ala.
77	MANGAN, Bob	T	6-1	231	21	So.	Atlanta, Ga.
78	ANDREWS, Max	T	6-1	203	21	So.	Rehobeth, Ala.
79	PENNIE, Frank	T	6-4	242	20	So.	Hollywood
80	*WACHTEL, John	E	6-1	193	21	Jr.	Massilon, O.
81	*FLOYD, Don	E	6-1	197	21	Jr.	Madison
82	*CAUSEY, Jim	E	6-1	209	22	Jr.	Miami
83	*DAWSON, Bill	E	6-3	231	20	Jr.	Valdosta, Ga.
84	D'ALLESSANDRO, G.	E	5-10	205	20	So.	Fort Myers
85	TWITCHELL, Dale	E	6-1	205	20	So.	Floral, Ala.
86	BLANKENSHIP, Buddy	E	6-3	200	19	So.	Atlanta, Ga.
87	GARVIN, Terry	E	5-11	206	20	So.	Pensacola
88	ROBERTS, John	E	6-0	190	21	So.	Orlando
89	WETTSTEIN, Max	E	6-3	203	19	So.	Leesburg

*--Denotes Letters Won

FLORIDA STATE 1963 SCHEDULE

	FSU	Opp.
Sept. 21 Miami at Miami	24	0
Sept. 28 T.C.U. at Tallahassee	0	13
Oct. 12 Wake Forest at Tallahassee		
Oct. 19 Southern Mississippi at Mobile, Ala.		
Oct. 26 V.P.I. at Tallahassee		
Nov. 2 Furman at Tallahassee		
Nov. 9 Georgia Tech at Atlanta, Ga.		
Nov. 16 N.C. State at Tallahassee		
Nov. 23 Auburn at Auburn, Ala.		
Nov. 30 Florida at Gainesville		

TEAM ROSTERS

OFFICIALS

Referee
John Lindsay
Umpire
Marion Talley
Linesman
W. E. McClenney
Field Judge
Bill Bryson
Back Judge
Dick Pace
Electric Clock
Morris Katz

WAKE FOREST DEACONS

No.	Name	Pos.	Ht.	Wt.	Age	Class	Hometown
11	*MACKOVIC, John	QB	6-0	165	19	Jr.	Barberton, O.
12	SHILLINGLAW, Ron	QB	6-0	185	19	So.	Blacksburg, S.C.
14	SWEETAN, Karl	QB	6-1	195	21	Jr.	Dallas, Texas
15	POLSHAW, Joe	QB	6-3	191	21	So.	Steubenville, O.
18	*BRIDWELL, Wally	QB	5-10	160	21	Sr.	Kingsport, Tenn.
19	*BRANDEWIEDE, Ralph	QB	6-3	202	21	Jr.	Garden City, N.Y.
20	DECKER, Sammy	HB	5-11	169	19	So.	Valdese
25	MINER, Phil	HB	5-11	172	20	So.	Marietta, O.
26	EMMONS, George	HB	6-1	170	19	So.	Riverton, N.J.
27	BEDGOOD, Jimmy	HB	6-0	166	21	Jr.	Selma, Ala.
29	KELLY, Mike	HB	5-11	186	20	So.	Kingsport, Tenn.
31	*PICCOLO, Brian	FB	5-11	200	19	Jr.	Ft. Lauderdale, Fla.
34	MILLER, Bob	FB	5-10	185	22	Sr.	Uhrichsville, O.
35	McKINNEY, Eddie	FB	5-7	180	19	So.	Winston-Salem
40	*WELBORN, Wayne	HB	5-9	178	20	Jr.	Wake Forest
41	CARAZO, Joe	HB	5-10	165	20	So.	Palmerton, Pa.
43	DAVIS, Donald	FB	5-9	175	19	So.	New Bern
45	GOLIGHTLY, Doug	HB	5-9	181	19	So.	Morganton
50	BEAUDOIN, Jim	C	6-0	193	20	So.	Hubbard, O.
51	*HOPKINS, Bill	C	6-2	214	20	Jr.	Lancaster, Pa.
52	*EGGE, Farrell	G	6-0	203	21	Sr.	Montgomery, Ala.
54	DUNCAN, Lewis	C	5-11	204	19	So.	Haw River
55	HOWIE, Dick	G	6-3	178	19	So.	Monroe
56	UNGER, Steve	C	6-2	189	20	So.	Northampton, Pa.
61	RUSSELL, Frank	G	6-1	203	18	So.	Tupelo, Miss.
62	MARKS, Bill	G	6-2	204	20	So.	Florence, Ala.
63	*SHEARER, Paul	G	6-0	200	21	Sr.	Woodbury, N.J.
64	BALDWIN, Woody	G	5-10	203	19	So.	Durham
66	UNDERWOOD, Jeff	G	5-9	203	19	So.	Albemarle
67	COOPER, Charles	G	6-0	190	19	So.	Fairborn, O.
69	*KADON, Ron	G	6-1	198	22	Sr.	River Forest, Ill.
70	SONSKY, Larry	T	6-2	200	18	So.	Cleveland, O.
71	*FAIRCLOTH, William	T	6-2	207	21	Sr.	Clinton
72	REEDER, Bill	T	6-0	215	20	Jr.	Shippensburg, Pa.
73	COX, Leland	T	6-6	231	19	So.	Rockingham
74	JURKOVEC, John	T	6-2	228	21	Jr.	Pittsburgh, Pa.
75	HAUER, Werner	T	6-0	214	19	So.	Hamilton, O.
77	SALTER, William	T	6-4	240	20	So.	Ft. Lauderdale, Fla.
78	*MAYO, James	T	5-11	224	19	Jr.	Philadelphia, Pa.
79	HOLCHER, Max	T	6-4	202	19	So.	Asheville
80	*TEJECK, Jim	E	6-1	197	22	Sr.	Berwyn, Ill.
81	*FAIRCLOTH, Wilbert	E	6-3	194	21	Jr.	Clinton
82	*GRIMES, John	E	6-0	200	20	Jr.	Cooleemee
83	*CAMERON, Richard	E	6-4	195	21	Jr.	Scottdale, Pa.
84	BAZLER, Bill	E	6-2	196	19	So.	Columbus, O.
85	BERRA, Joe	E	6-1	195	18	So.	Trevorton, Pa.
86	MUNCY, Glen	E	6-2	189	19	So.	Kent, O.
87	HALL, David	E	6-1	176	19	So.	St. Albans, W. Va.
88	SLONE, Elton	E	6-0	190	20	So.	Roanoke, Va.
89	COLEMAN, Earl	E	5-10	181	19	So.	Gastonia

*--Denotes Letters Won

WAKE FOREST 1963 SCHEDULE

	Wake Forest	Opp.
Sept. 21 East Carolina at Greenville	10	20
Sept. 28 Virginia Tech at Winston-Salem	0	27
Oct. 5 North Carolina at Winston-Salem	0	21
Oct. 12 Florida State at Tallahassee, Fla.		
Oct. 19 Army at West Point, N.Y.		
Oct. 26 Maryland at Winston-Salem		
Nov. 2 Clemson at Clemson, S.C.		
Nov. 9 Duke at Durham		
Nov. 16 South Carolina at Winston-Salem		
Nov. 22 N.C. State at Raleigh		

LEFT END	LEFT TACKLE	LEFT GUARD	CENTER	RIGHT GUARD	RIGHT TACKLE	RIGHT END
81 Don FLOYD	67 Jerry BRUNER	66 Dick HERMANN	55 Jack EDWARDS	52 Chuck ROBINSON	73 Avery SUMNER	83 Bill DAWSON
82 Jim CAUSEY	79 Frank PENNIE	68 Joe PARRISH	53 Bill DALY	63 Bill McDOWELL	60 Ferrell HENRY	84 G. D'ALLESSANDRO
89 Max WETTSTEIN	76 Tom WEST	61 Jack SHINHOLSER	51 Joe AVEZZANO	65 Jerry WOOTEN	77 Bob MANGAN	88 John ROBERTS

FLA. STATE	QUARTERBACK	LEFT HALFBACK	FULLBACK	RIGHT HALFBACK	SEMINOLES
	13 Steve TENSI	20 Dave SNYDER	44 Marion ROBERTS	25 Fred BILETNIKOFF	
	11 Charlie CALHOUN	22 Maury BIBENT	21 Larry BRINKLEY	28 Winfred BAILEY	
	12 Tony GERO	29 Joe PETKO	41 Gene ROBERTS	23 Jim LOFTIN	

LEFT END	LEFT TACKLE	LEFT GUARD	CENTER	RIGHT GUARD	RIGHT TACKLE	RIGHT END
83 Richard CAMERON	78 Jim MAYO	52 Farrell EGGE	54 Lewis DUNCAN	69 Ron KADON	77 William SALTER	80 Jim TEJCEK
85 Joe BERRA	74 John JURKOVEC	62 Bill MARKS	56 Steve UNGAR	63 Paul SHEARER	71 William FAIRCLOTH	81 Wilbert FAIRCLOTH
82 John GRIMES	73 Leland COX	61 Frank RUSSELL	51 Bill HOPKINS	66 Jeff UNDERWOOD	75 Werner HAUER	89 Earl COLEMAN

WAKE FOREST	QUARTERBACK	LEFT HALFBACK	FULLBACK	RIGHT HALFBACK	DEACONS
	14 Karl SWEETAN	20 Sammy DECKER	31 Brian PICCOLO	27 Jimmy BEDGOOD	
	18 Wally BRIDWELL	40 Wayne WELBORN	43 Donald DAVIS	45 Doug GOLIGHTLY	
	11 John MACKOVIC	41 Joe CARAZO	34 Bob MILLER	26 George EMMONS	

FLORIDA STATE SPECIALISTS

Punters --- 11 Calhoun, 21 Brinkley
PAT's FG's --- 42 Murdock, 40 Messer
Holders --- Quarterbacks
Kickoffs --- 42 Murdock, 40 Messer
Passers --- Quarterbacks

FACTS ABOUT FLORIDA STATE

LocationTallahassee, Florida
President Gordon W. Blackwell
Nickname Seminoles
Colors Garnet and Gold
Conference Independent
Head Coach Bill Peterson
Athletic Director Vaughn Mancha
Sports Publicist Bill Bunker

FLIP CARD

WAKE FOREST SPECIALISTS

Punters --- 14 Sweetan, 12 Shillinglaw, 26 Emmons
PAT's FG's --- 14 Sweetan, 31 Piccolo, 35 McKinney
Holders --- 19 Brandewiede, 18 Bridwell
Kickoffs --- 31 McKenney, 14 Sweetan, 31 Piccolo
Passers --- Quarterbacks

FACTS ABOUT WAKE FOREST

Location Winston-Salem, N.C.
President Dr. Harold Wayland Tribble
Nickname Demon Deacons
Colors Old Gold and Black
Conference Atlantic Coast
Head Coach Bill Hildebrand
Athletic Director William H. Gibson
Sports Publicist Marvin A. Francis

FSU 35, Wake Forest 0

Coach Bill Peterson was concerned; his starting left end, Don Floyd, was injured and probably wouldn't play. His no. 1 replacement, Max Wettstein, was a green sophomore and Peterson wanted to hold him out if possible. Things turned out nicely; Wettstein caught touchdown passes of nine and 12 yards from QB Steve Tensi, both in the fourth quarter, as the Tribe downed winless Wake Forest 35-0.

Tensi missed his first four throws and nobody scored in the first quarter, but Cincinnati Slats fired 23 yards to Fred Biletznikoff early in the second quarter to break the stalemate. Then FB Marion Roberts crashed over from the two with 40 seconds to play in the half for a second touchdown.

Roberts took Wake Forest's second half kickoff at his seven, handed it to Charlie Calhoun, who pitched back to Dave Snyder. Dave traveled 58 yards in a hurry to the WF 35. Tensi passed 18 yards to Red Dawson, and Snyder carried it in to score later.

A 94-yard march, carried on a 40-yard Tensi to Roberts pass and a 43-yard run by fullback Larry Brinkley, ended in Wettstein's first score.

Doug Messer kicked five of five extra points.

Weather: 81 degrees, winds nnw at 5mph. Clear skies.
WF Captain William Faircloth met FSU Co-Captains Charlie Calhoun, Chuck Robinson and Bill Daly. Wake Forest won the toss and will receive. FSU will kick off and defend the east goal.

Les M/urdeck kicked to the WF 4, Sammy Decker returned to W31. Bruner WF Ball

W21 1-10 Welborn up the middle for 4. Snyder
W25 2-6 Welborn swarmed after gain of 2. Dawson
W37 3-4 Decker gets 3 at RT. Sumner
W40 4-1 Sweetan punts to FSU 13 where Biletnokiff fumbles, recovers.

FSU'S BALL

F13 1-10 Tensi's pass to Biletnikoff is too short, incomplete.
F13 2-10 Snyder at LG gets 1. Cameron.
F12 3-11 Tensi's pass flies way over the head of the receiver.
F12 4-11 Calhoun punts to WF 47, returns to FSU 42. Sumner.

WF BALL

F42 1-10 Welborn gets 3 at middle. Robinson, Dawson.
F39 2-7 Decker dives over middle for 2. Edwards
F37 3-5 Snyder decks Bedgood for loss of 23.
F40 4-8 Sweetan punts out of bounds on F2225.

FSU'S BALL

F25 1-10 Snyder at LE gets 16. Carazo, Egge. FIRST DOWN
F41 1-10 M. Roberts up middle gets 1. Hopkins
F42 2-9 Tensi's pass to Dawson incomplete. Too low.
F42 3-9 Tensi's pass to Biletnokoff was wide.
F42 4-9 Calhoun punts to W17. Bedgood returns to W23. Robinson.
DEACONS PENALIZED 15 FOR CLIPPING.

WF BALL

W11 1-10 Decker at RT gets nothing. Dawson, Sumner, Robinson.
NEW UNIT IN FOR FSU--Rengeagades 7:26 left in 1st)
W11 2-10 Sweetan picks up 4 at re. Parrish, Causey
W15 3-6 Sweetan punts to FSU 49. Calhoun fair catches.

FSU'S BALL

F49 1-10 Bibent at LG gets 1.
--50 2-9 Tensi passes to Wettstein for 7. Barra.
W42 3-2 Bibent up middle gets 4. Russell FIRST DOWN
W38 1-10 (FSU PENALIZED 5 FOR ILLEGAL SUBSTITUTION)
W44 1-15 Snyder dumped by Duncan for loss of 2.
W45 2-17 Tensi fumbles the snap and recovers for loss of 2. Illegal profedure penalty against FSU declined.
W47 3-19 Tensi thrown for 5 yard loss by Faircloth.
F48 4-25 Calhoun punts to W10. Bedgood returns to W18. BUT WF IS CLIPPING, PENALIZED TO WF 9.

WF BALL

W9 1-10 Piccolo moves up middle for 6. West.
W15 2-4 Piccolo at RT gets 3. Wooten, Wachtel.
W18 3-1 Piccolo dives up middle for 1. FIRST DOWN
W19 1-10 Carazo gets 3 at RT. Wachtel.
W22 2-7 Piccolo at LT gets 3. Shinholser.
W25 3-4 Sweetan's pass to Faircloth is too long.
W25 4-4 Sweetan punts to Deacon 34. (He was almost trapped, forced to punt on the run after high pass from center)

FSU'S BALL

W34 1-10 Ehler up middle gets 2. Russell
FIRST QUARTER ENDS
FSU 0 WF 0

FSU 14 WAKE FOREST 0

Florida State vs. Wake Forest

HALFTIME STATISTICS

TEAM STATISTICS

FSU

Wake Forest

Total First Downs	7	3
Net Yards Gained Rushing	22	36
Number Passes Attempted	14	10
Number Passes Completed	8	5
Number Passes Had Intercepted	0	0
Net Yards Gained Passing	94	47
TOTAL OFFENSE YARDAGE	116	83
Number Times Punted	5	6
Punting Average, Yards	42.4	25.8
Total Yards Penalized	10	20
Number Own Fumbles Lost	0	0

INDIVIDUAL LEADERS

Florida State

Wake Forest

RUSHING

Player	Att.	Gain	Loss	Net
M. Roberts	5	13	0	13
Snyder	6	24	12	12
Bibent	2	5	0	5

PASSING

Player	Att.	Compl.	Intc.	Yds.
Tensi	14	8	0	94

PASS RECEIVING

Player	No.	Yds.	TD
Biletnikoff	3	54	1
Wettstein	3	19	0
Dawson	2	21	0

RUSHING

Player	Att.	Gain	Loss	Net
Piccolo	5	14	0	14
Welborn	4	13	0	13

PASSING

Player	Att.	Compl.	Intc.	Yds.
Sweetan	10	5	0	47

PASS RECEIVING

Player	No.	Yds.	TD
Cameron	2	30	0
Bedgood	2	14	0
Welborn	1	3	0

FSU-WAKE FOREST THIRD QUARTER

Marion

McKinney ⁷ kicks off to F7, Roberts hands off to Calhoun who pitches to Snyder who goes all the way to the Wake Forest 35.

FSU'S BALL

W35 1-10 M. Roberts at RG gets 4.
W31 2-6 Tensi passes complete to Wettsetin for 8. FIRST DOWN
W23 1-10 Snyder up middle gets 5. Egge
W18 2-5 Tensi passes incomplete.
W18 3-5 Tensi complete to Dwason for 15. Gridwell FIRST DOWN
W3 1-G M. Roberts at RE gets 1. Tejeck and others.
W2 2-G Snyder carries 3 men zz with him into the end zone for TD.

FSU 20 WF 0 (11:33 left in 3rd) Messer converst FSU 21 WFO
Murdock kicks off to WF goal line, bedgood returns to 21. Sumner, Murdock

WF BALL

(FSU PENALIZED 15 PERSONAL FOUL)

~~W36~~ W36 1-10 Decker gets 6 at RT. Brinkley
W42 2-4 Wellborn at RG gets 5. FIRST DOWN
W47 1-10 Sweetan's pass knocked down by D'Allesandro.
W47 2-10 Decker at RT gets 10. Brinkley. FIRST DOWN
W43 1-10 Wellborn at RG gets 8. D'Allesandro, Bailey.
F35 2-2 Decker up middle gets 2. McDowell FIRST DOWN
F33 1-10 Bedgood at LG gets 4. McDowell, Parrish.
F28 2-6 Decker at RG gets 1. Dawson
F28 3-5 Sweetan boolegs around LE for 8. FIRST D OWN
F20 1-10 Bedgood gets 4 at LT. Hermann.
F16 2-6 Wellborn up middle for 2. Dawson, Robinson.
F14 3-4 Sweetan complete to Decker for loss of 3. M. Roberts.
F17 4-7 Sweetan passes complete to Tejeck for 4. Biletnikoff.

FSU'S BALL

F13 1-10 Snyder on cross buck gets 8. Trips on his own man.
F21 2-2 Calhoun almost, trapped, runs for ~~4~~ FSU penalized 15 for personal foul) FIRST DOWON
F12 1-24 Petko at RT gets 3.
F15 2-21 Calhoun passes complete to Wettsetin for 11.
F24 3-10 Calhoun on keeper runs for 6.
F30 4-4 Calhoun punts to WF 34, Carezo returns to WF 43. West.

WF BALL

W43 1-10 Bedgood at LT gets 4. Wettstein, Bibent.
W47 2-6 Piccolo stopped by Calhoun for NG.
W47 3-6 Sweetan passes incomplete. Rushed hard by D'alesandro.
W47 4-6 Sweetan punts to F 3, Calhoun returns to F 5.

FSU'S BALL

F5 1-10 Bibent at LG gets 2. Russell.
F7 2-8 Tensi completes pass to Bailey for 46. Wellborn
F12 3-3 Tensi hits Wettsetin for 7. FIRST DOWN

THIRD QUARTER ENDS FSU 21 WF 0

FSU vs WAKE FOREST FOURTH QUARTER

F19 1-10 Tensi passes to Bilatnikoff for 12.

F31 1-10 Tensi passes to M. Roberts all alone at the WF 40, he runs on to the WF 14. A passplay. FIRST DOWN

W14 1-10 Snyder up middle gets 5.

W9 22-5 Tensi's bullet pass to Wettsetin good for the TD. FSU 27 WF 0 (12:53 left) Messer Converts. FSU 28 WF 0

Murdock kicks off to WF end zone. Decker downs it.

WF BALL

WF20 1-10 Sweetan throws screen pass to Wellborn for 8. Bibent.

W28 2-2 Wellborn up middle gets 3. D'Allesandro. FIRST DOWN

W31 1-10 Sweetan passes complete to Cameron for 8. Bibent.

W39 2-2 Wellborn at LG gets 3. Causey, Wooten. FIRST DOWN

W42 1-10 Sweetan throws screen to Wellborn for 7. Massey.

W49 2-3 Sweetan pass to Cameron good for 7. FIRST DOWN

WF44 1-10 Sweetan passes complete to Bedgood for 8. Bibent.

F36 2-2 Sweetan pass to Cameron incomplete. Bibent.

F36 3-2 Wellborn up middle for NG. Pennie, Causey.

F36 4-2 Wellborn at RE for NG. Brinkley.

FSU'S BALL

F36 1-10 Brinkley breaks through hole, cuts back and goes for 43. Bedgood tackles. FIRST DOWN

W21 1-10 Brinkley again up middle gets 6. Cameron.

W15 2-4 Brinkley up middle for 3. Terrazo.

W12 3-1 Tensi passes to Wettsetin in the end zone for TD. Wettstein fought two men for the ball. FSU 34 WF 0

TIME: 6:41 left in game) Messer's kick good. FSU 35 WF 0

Murdock kicks to WF 5. Miner returns to WF 16.

WF BALL

W16 1-10 Sweetan passes complete to Miner for 10. Ehler. FIRST DOWN

W26 1-10 Sweetan's pass to Berra just off his fingertips. He was Open.

W26 22-10 Piccolo on draw gets 14. Bibent. (BUT FSU LOSE 15, Pen. Foul)

F45 1-10 Sweetan, rushed hard by Henry, throws out of bounds.

F45 2-10 Sweetan is swarmed under at the WF 42. Loss of 13. Robinson, McDowell, Bailey, Dalesandro.

W42 3-23 Sweetan passes to Piccolo for 2. Pennie.

W44 4-22 Sweetan punts to F13, Calhoun behind good blocking goes all the way to the WF 26. A 61 yarder. Sweetan tackles.

W26 1-10 Tensi passes to Daly for 8. Wellborn, Hopkins.

W18 2-2 Tensi knocked down by Faircloth for loss of 9.

W27 3-11 Tensi's pass to Wachtel too high. Decker.

W27 4-11 Tensi hit by Faircloth, passes incomplete.

WF BALL

W27 1-10 Brandewiede at LG for NG. West.

W27 2-10 Sweetan's pass blocked by Wettsetin.

W27 3-10 Sweetan passes complete to Miner for 14. Ehler FIRST DOWN

W41 1-10 Sweetan passes incomplete. Brinkley.

W41 2-10 Sweetan passes complete to Miner for 12. FIRST DOWN

F47 1-10 Sweetan's pass is wide. No good. Bibent.

F47 2-10 Sweetan is swarmed under for loss of 7.

W47 3-17

END OF GAME FSU 35 WAKE FOREST 0

##

Florida State vs. Wake Forest

Tallahassee, Fla.
Oct. 12, 1963

FINAL TEAM FOOTBALL STATISTICS

	<u>Florida State</u>	<u>Wake Forest</u>
First Downs Rushing	<u>4</u>	<u>9</u>
First Downs Passing	<u>12</u>	<u>5</u>
First Downs by Penalties	<u>0</u>	<u>1</u>
TOTAL FIRST DOWNS	<u>16</u> ✓	<u>15</u> ✓
Number Attempts Rushing	<u>32</u>	<u>39</u>
Yards Gained Rushing	<u>133</u>	<u>122</u>
Yards Lost Rushing	<u>33</u>	<u>30</u>
NET YARDS GAINED RUSHING	<u>100</u> ✓	<u>92</u> ✓
Number Passes Attempted	<u>27</u> ✓	<u>29</u> ✓
Number Passes Completed	<u>18</u> ✓	<u>16</u> ✓
Number Passes Had Intercepted	<u>0</u>	<u>0</u>
NET YARDS GAINED PASSING	<u>236</u> ✓	<u>122</u> ✓
Number Plays Rushing and Passing	<u>59</u>	<u>68</u>
TOTAL OFFENSE YARDAGE	<u>336</u>	<u>214</u>
Number Opponents Passes Intercepted	<u>0</u> ✓	<u>0</u> ✓
NET YARDS INTERCEPTIONS RETURNED	<u>0</u>	<u>0</u>
Number Times Punted	<u>6</u> ✓	<u>8</u> ✓
Number Punts Had Blocked	<u>0</u>	<u>1</u>
PUNTING AVERAGE, YARDS	<u>41.3</u> ✓	<u>31.2</u> ✓
Number Punts Returned	<u>3</u>	<u>6</u>
NET YARDS PUNTS RETURNED	<u>79</u>	<u>54</u>
Number Kickoffs Returned	<u>1</u>	<u>5</u>
NET YARDS KICKOFFS RETURNED	<u>58</u>	<u>94</u>
Number Times Penalized	<u>5</u>	<u>2</u>
TOTAL YARDS PENALIZED	<u>52</u> ✓	<u>20</u> ✓
Number Times Fumbled	<u>3</u>	<u>0</u>
NUMBER OWN FUMBLES LOST	<u>0</u> ✓	<u>0</u> ✓
Attendance	15,000	Weather
		Fair No Wind

FINAL INDIVIDUAL FOOTBALL STATISTICS

Florida State

RUSHING

Player	Att.	Gain	Loss	Net
Brinkley	4	52	0	52
Snyder	10	43	12	31
M. Roberts	7	18	0	18
Calhoun	3	9	3	6
Bibert	3	6	0	6
Petko	1	3	0	3
Ehler	1	2	0	2
Tensi	3	0	18	(-18)

PASSING

Player	Att.	Compl.	Intc.	Yds.
Tensi	26	17	0	227
Calhoun	1	1	0	9

PASS RECEIVING

Player	No.	Yds.	TD
Biletznikoff	4	66	1
Wettstein	8	64	2
M. Roberts	1	55	0
Dawson	3	37	0
Bailey	2	14	0

PUNTING

Player	No.	Avg.
Calhoun	6	41.3

KICKOFF RETURNS

Player	No.	Yds.
M. Roberts	1	13
Snyder (Hand-off)		45

PUNT RETURNS

Player	No.	Yds.
Biletznikoff	1	12
Calhoun	2	67

PASS INTERC.

Player	No.	Yds.

Wake Forest

RUSHING

Player	Att.	Gain	Loss	Net
Welborn	11	34	0	34
Piccolo	7	29	0	29
Decker	7	27	0	27
Bedgood	5	11	3	8
Miner	1	6	0	6
Carazo	1	3	0	3
Brandewiede	1	1	0	1
Sweetan	6	11	27	(-16)

PASSING

Player	Att.	Compl.	Intc.	Yds.
Sweetan	29	16	0	122

PASS RECEIVING

Player	No.	Yds.	TD
Cameron	4	45	0
Miner	3	34	0
Bedgood	3	22	0
Welborn	3	18	0
Tejeck	1	4	0
Piccolo	1	2	0
Decker	1	(-3)	0

PUNTING

Player	No.	Avg.
Sweetan	7	34.8

KICKOFF RETURNS

Player	No.	Yds.
Decker	3	66
Bedgood	1	21
Miner	1	11

PUNT RETURNS

Player	No.	Yds.
Carazo	4	39
Bedgood	2	15

PASS INTERC.

Player	No.	Yds.

PSU-Wals Forest

PSU SCORING SUMMARY

FIRST QUARTER: No Scoring.

SECOND QUARTER: Biletnikoff, 23-yard pass from Tensi.
Messer converts.

M. Roberts, 2-yard run.
Messer converts.

THIRD QUARTER: Snyder, 2-yard run.
Messer converts.

FOURTH QUARTER: Wettatein, 9-yard pass from Tensi.
Messer converts.

Wettatein, 12-yard pass from Tensi.
Messer converts.

COACH BILLY HILDEBRAND QUOTES:

"I thought we did a pretty good job in the first half. Both of their scores came as the result of our kicking games. I don't know why the center couldn't get the ball back to the kicker--we haven't had this trouble before.

"As for the second half, there's nothing I can say. Everything FSU wanted to do it didn't seem to have any trouble--it started with the second half kickoff. After that it was everything--punt returns, runs, passes.

"It appeared we tired more than they did.

"I said before the game, FSU would be as good as any team we will face this season. It has tricky runners and a tremendous passing game. Tensi is as good as any quarterback in the country, but I also think his receivers are great. They made some excellent catches. Tensi really warmed up after missing at the beginning, but he was on target all the way in the second half.

"I would say that our opponents have completed 75 percent of their passes against us.

"Sweetan did a good job for us considering.....We gave him no protection. And Richard Cameron had a good game--- he was our best player without a doubt.

"Again, we dropped what appeared to be a touchdown pass. The same thing happened last week against North Carolina.

Hildebrand had no comment when told that Army knocked off Penn State. Wake Forest plays Army at West Point next Saturday.

FLORIDA STATE

VS

WAKE FOREST

OCTOBER 12, 1963

**DOAK S. CAMPBELL
STADIUM**

**LEGISLATIVE
RECOGNITION
DAY**

**OFFICIAL
PROGRAM**

50c

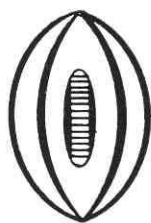


JOE LITZ

COMPLIMENTARY

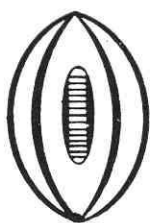
WHEN FSU HAS THE BALL

LEFT END



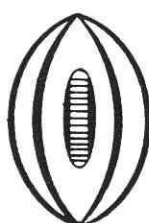
81 Floyd
82 Causey
89 Wettstein

LEFT TACKLE



67 Bruner
79 Pennie
76 West

LEFT GUARD



66 Hermann
68 Parrish
61 Shinholser

CENTER



55 Edwards
53 Daly
51 Avezzano

RIGHT GUARD



52 Robinson
63 McDowell
65 Wooten

RIGHT TACKLE



73 Sumner
60 Henry
77 Mangan

RIGHT END



83 Dawson
84 D'Allessandro
88 J. Roberts

QUARTERBACK



13 Tensi
11 Calhoun
12 Gero

LEFT HALFBACK



20 Snyder
22 Bibent
29 Petko

RIGHT HALFBACK



25 Biletnikoff
28 Bailey
23 Loftin

FULLBACK



44 M. Roberts
21 Brinkley
41 G. Roberts

(Note: First player listed at each position is starter for Chiefs (two-way) unit, second Renegades (defense), third Warriors (offense).



MEMBER

Federal Home Loan Bank System

Federal Savings and Loan Insurance Corporation

FOR CORRECT TIME DIAL 222-5510

WHERE you save DOES make a difference

WHEN WAKE FOREST HAS THE BALL

LEFT END



83 Cameron
85 Berra
82 Grimes

LEFT TACKLE



78 Mayo
74 Jurkovec
73 Cox

LEFT GUARD



52 Egge
62 Marks
61 Russell

CENTER



54 Duncan
56 Unger
51 Hopkins

RIGHT GUARD



69 Kadon
63 Shearer
66 Underwood

RIGHT TACKLE



77 Salter
71 Faircloth, Wm.
75 Hauer

RIGHT END



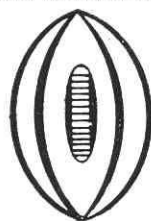
80 Tejcek
81 Faircloth,
Wilbert
89 Coleman

QUARTERBACK



14 Sweetan
18 Bridwell
11 Mackovic

LEFT HALFBACK



20 Decker
40 Welborn
41 Carazo

RIGHT HALFBACK



27 Bedgood
45 Golightly
26 Emmons

FULLBACK




31 Piccolo
19 Brandewiede
34 Miller

Tallahassee Federal


SAVINGS AND LOAN
ASSOCIATION

440 N. Monroe Street ★ Tallahassee, Florida
TELEPHONE 224-2161

HOURS: Monday-Thursday, 8:30 a.m. to 3 p.m.—Friday, 8:30 a.m. to 6 p.m.



The View From Above



By **BILL BUNKER**, Sports Publicity Director
Florida State University

Today's game marks the renewal of one of the most exciting rivalries in Florida State's short football history. This is the sixth time the Seminoles have met the Demon Deacons from Wake Forest, and in none of the previous meetings has the margin of difference between the two teams exceeded a touchdown.

Wake Forest is winless this year. In fact, the Deacons have lost their last 13 games.

"This team is hungry," says FSU Coach Bill Peterson. We're going to have to watch out for them, because they want to win one badly."

The Deacons have lost to East Carolina, Virginia Tech and North Carolina, while the Seminoles have defeated Miami and lost to Texas Christian. However, past performances point towards an eventful afternoon.

The first meeting of these two teams was in 1956. It was a rainy homecoming, and Wake Forest clubbed out a 14-14 tie with Florida State behind the power running of All-American fullback Bill Barnes.

The year 1958 was one of FSU's best, but the Seminoles had to take a safety in the last quarter to hold off Wake Forest 27-24 in what is considered one of the wildest games ever played in Campbell Stadium. A big fellow named Norman Snead, now with the Washington Redskins in the National Football League, completed 11 of 23 passes and gave the Seminoles the scare of their life.

Vic Prinzi, now an FSU freshman coach, provided nine pass completions out of 14 attempts and two touchdowns for the Seminoles.

The Deacons won their only game of the FSU series in 1959, riding the rifle-shots of Snead to a 22-20 victory over the Seminoles in the season opener. The Wake Forest quarterback had to come up with two touchdowns in the last six minutes to win; the last one with 1:56 left on the clock. The lead changed hands three times in a typical Seminole-Deacon thriller.

The closing minutes in 1960 were just as frantic, only this time it was FSU's Bud Whitehead who carried over the winning touchdown with 1:58 left to give the Seminoles a 14-6 victory over a Wake Forest team regarded as one of the strongest in the Atlantic Coast Conference. The Seminoles fought for their lives in that one, stopping the Deacons a foot short of the goal line on one occasion.

Now comes 1963. FSU looks "up" and Wake Forest looks "down." If history means anything, however, the only justifiable prediction is that 60 minutes of thrilling football will be played this afternoon.

FSU Records

SINGLE GAME

INDIVIDUAL

LONGEST TOUCHDOWN RUN FROM SCRIMMAGE—80 yards by Fred Pickard vs. Virginia Tech, 1957.

LONGEST TOUCHDOWN PASS—80 yards, Nelson Italiano to Eddie Gray vs. Newberry, 1950.

LONGEST TOUCHDOWN RUN ANY SITUATION—99 yards by Ted Hewitt vs. Stetson, 1949, and by Fred Biletnikoff vs. Miami, 1963.

LONGEST RUN FROM SCRIMMAGE WITHOUT SCORING—76 yards by Roy Thompson vs. Stetson, 1951.

LONGEST INTERCEPTION RETURN—99 yards by Ted Hewitt vs. Stetson, 1949, and by Fred Biletnikoff vs. Miami, 1963.

LONGEST PUNT RETURN—80 yards by Billy Odom vs. Stetson, 1954.

LONGEST KICKOFF RETURN—89 yards by Odom vs. Virginia Tech, 1955.

MOST TIMES RUSHING—29 by Pickard vs. Georgia, 1959.

MOST YARDS RUSHING—161 by Buddy Strauss vs. Mississippi College, 1949.

MOST YARDS PASSING—355 vs. Villanova, 1954, 1949.

MOST TOTAL OFFENSE—369 yards (56 rushing, 313 passing) by Majors vs. Tampa, 1959.

MOST PASSES ATTEMPTED—32 by Joe Majors vs. Tampa, 1959.

MOST PASSES COMPLETED—20 by Majors vs. Tampa, 1959.

MOST PASSES CAUGHT—9 by Bud Whitehead vs. Tampa, 1959.

MOST YARDS RECEIVING PASSES—123 by Harry Bringger vs. Mississippi College, 1950.

MOST PASSES INTERCEPTED—3 by Tommy Brown vs. Stetson, 1950 and vs. Georgia Tech, 1952; Lee Corso vs. Georgia 1954; Whitehead vs. Virginia Tech, 1959.

LONGEST PUNT—84 yards by Brown vs. Tampa, 1950.

LONGEST FIELD GOAL—32 yards by Johnny Shepard vs. Miami, 1958.

TEAM

MOST POINTS—74 vs. Whiting Field 0, 1949.

GREATEST MARGIN OF VICTORY—74-0 vs. Whiting Field, 1949.

GREATEST MARGIN OF DEFEAT—0-42 vs. Georgia, 1959.

MOST YARDS RUSHING—383 vs. Abilene Christian, 1957.

MOST YARDS PASSING—355 vs. Villanova, 1954.

MOST TOTAL OFFENSE—514 yards vs. The Citadel, 1959 (307 rushing, 207 passing).

MOST PASSES ATTEMPTED—34 vs. Tampa, 1959 (completed 20).

MOST PASSES COMPLETED—20 vs. Tampa, 1959 (attempted 34).

MOST PASSES INTERCEPTED—7 vs. Virginia Tech, 1959.

MOST PUNTS—10 vs. Stetson and Georgia Tech, 1955.

MOST POINTS—60 by Red Parrish, 1949.

FLORIDA STATE 1963 FOOTBALL ROSTER

No.	Name	Pos.	Ht.	Wt.	Age	Class	Hometown
11	*Charlie Calhoun	QB	5-10	171	20	Sr.	Tallahassee
12	Tony Gero	QB	5-10	183	19	So.	Madison, N. J.
13	*Steve Tensi	QB	6-5	201	20	Jr.	Cincinnati, O.
14	Jim Massey	QB	5-11	176	20	So.	Cairo, Ga.
15	Russ Fischer	QB	6-1	184	20	So.	Melbourne
16	Ed Pritchett	QB	6-2	177	22	So.	Decatur, Ga.
20	*Dave Snyder	HB	5-10	184	21	Sr.	Jacksonville
21	*Larry Brinkley	FB	5-11	190	21	Sr.	Willoughby, O.
22	Maury Bibent	HB	6-0	186	20	So.	Cincinnati, O.
23	*Jim Loftin	HB	6-1	181	20	Jr.	Pensacola
24	Mario DeLiberty	HB	5-9	184	19	So.	Havertown, Pa.
25	*Fred Biletnikoff	HB	6-1	186	20	Jr.	Erie, Pa.
26	Bill Hammond	HB	5-11	181	21	So.	Melbourne
28	*Winfred Bailey	HB	6-0	186	21	Jr.	Atlanta, Ga.
29	Joe Petko	HB	5-9	186	19	So.	Shaker Heights, O.
40	*Doug Messer	HB	6-1	188	21	Sr.	LaGrange, Ga.
41	*Gene Roberts	FB	6-0	200	21	Sr.	High Springs
42	Les Murdock	FB	6-2	213	21	Jr.	Hollywood
43	Howard Ehler	FB	6-1	190	19	So.	Tavares
44	*Marion Roberts	FB	6-0	197	20	Sr.	Ocala, Ga.
51	Joe Avezzano	C	6-1	223	20	So.	Miami
52	*Chuck Robinson	G	5-11	218	21	Sr.	E. Palestine, O.
53	*Bill Daly	C	6-1	209	20	Sr.	Jacksonville
54	Jay Mac Matthews	C	6-1	216	19	So.	Chiefland
55	*Jack Edwards	C	6-1	221	20	Jr.	Tampa
60	*Ferrell Henry	C	6-1	212	21	Sr.	Colquitt, Ga.
61	Jack Shinholser	G	6-1	200	21	So.	Tampa
62	Gene Parish	G	6-3	196	21	So.	Headland, Ala.
63	Bill McDowell	G	6-1	191	19	So.	Tallahassee
64	David Pitts	G	5-9	211	19	So.	Blountstown
65	Jerry Wooten	G	6-1	195	19	So.	Geneva, Ala.
66	*Dick Hermann	G	6-0	200	21	Jr.	Marianna
67	*Jerry Bruner	T	5-10	232	21	Sr.	Evansville, Ind.
68	Joe Parrish	G	6-1	193	20	So.	Auburndale
69	Steve Watson	T	5-10	215	19	So.	Rosford, O.
70	Larry Strobel	T	5-11	227	19	So.	Massilon, O.
71	Darrell Willett	T	6-1	231	20	So.	Tifton, Ga.
73	*Avery Sumner	T	6-2	216	21	Jr.	Adel, Ga.
75	*Dale MacKenzie	T	6-2	227	20	Jr.	Clearwater
76	*Tom West	T	6-4	222	20	Jr.	Headland, Ala.
77	Bob Mangan	T	6-1	231	21	So.	Atlanta, Ga.
78	Max Andrews	T	6-1	203	21	So.	Rehobeth, Ala.
79	Frank Pennie	T	6-4	242	20	So.	Hollywood
80	*John Wachtel	E	6-1	193	21	Jr.	Massilon, O.
81	*Don Floyd	E	6-1	197	21	Jr.	Madison
82	*Jim Causey	E	6-1	209	22	Jr.	Miami
83	*Bill Dawson	E	6-3	231	20	Jr.	Valdosta, Ga.
84	George D'Allessandro	E	5-10	205	20	So.	Fort Myers
85	Dale Twitchell	E	6-1	205	20	So.	Floral, Ala.
86	Buddy Blankenship	E	6-3	200	19	So.	Atlanta, Ga.
87	Terry Garvin	E	5-11	206	20	So.	Pensacola
88	John Roberts	E	6-0	190	21	So.	Orlando
89	Max Wettstein	E	6-3	203	19	So.	Leesburg

* Denotes letterman

1963 CO-CAPTAINS RG Chuck Robinson and QB Charlie Calhoun



1818 W. Tennessee

Howdy Podner . . . Me and the boys jest want to notafy everbody that we are still serven them Notorious and Dillicious charcoal-broiled Steerbrugers and Steak Samwiches at our fine Drive-In Resterant, jest 2 passes & a fumball offen the campus on West Tennessee where Call St. comes in. See you at the Seven Steers.

Yours truly,
OLE TEX.



FSU'S 1963 COACHING STAFF: (Front row, L-R) Bobby Bowden, Bubba McGowan, Bill Peterson, Vince Gibson; (Back row) Y. C. McNease, Bill Proctor, Don James, John Coatta, Bob Harbison, Lou Luce.



BILL PETERSON
Head Football Coach


The Seminole Football Family



VAUGHN MANCHA
Athletic Director



RONALD MELTON
Athletic Business
Manager




DON FAULS
Team Trainer



DR. R. A. JOHNSON
Team Physician



BILL BUNKER
Sports Publicity
Director




CLAUDE THIGPEN
Ticket Manager




TILLMAN DIXON
Equipment Custodian




Joe Avezzano




Winfred Bailey




Maury Bibent




Fred Biletnikoff



Larry Brinkley



Jerry Bruner





Charlie Calhoun

F

S


U



Jim Causey




George D'Allessandro



Bill Daly




Bill Dawson




Jack Edwards




Howard Ehler




Don Floyd




Ken Frazier




Terry Garvin



Tony Gero




F




Ferrell Henry

S




Dick Hermann

U



Jim Loftin




Dale MacKenzie




Bob Mangan



Jim Massey




Jay Mac Matthews



Bill McDowell




Doug Messer




Les Murdock




Joe Parrish



Frank Pennie




Joe Petko



Ed Pope


F S U




Ed Pritchett




Elton Revell



Gene Roberts




John Roberts




Marion Roberts




Chuck Robinson



Jack Shinholser




Dave Snyder



Larry Strobel



Avery Sumner




F



Steve Tensi

S




Dale Twitchell

U




John Wachtel




David Pitts




Tom West



Max Wettstein



Jerry Wooten



SEMINOLE CHEERLEADERS—Front row, left to right: Linda Duyck, Plant City; Bill Harnage, St. Petersburg; Kay Lewis, Arcadia; Bill Whidden, Kissimmee; Carolyn Duyck, Plant City. Second row: Dee Weber, West Palm Beach; Head Cheerleader Sherry Harris, Merritt Island; and Linda Hagan, Orlando.

ALMA MATER

High O'er the Towering Pines our voices swell
Praising these Gothic spires we love so well
Here sons and daughters stand, faithful and true
Hailing our Alma Mater—F S U.

FIGHT SONG

We're going to fight, fight, fight, for FSU
We're going to scalp 'em, Seminoles,
We're going to win, win, win, win this game
And ro! on down and make those goals!
For FSU is on the warpath now,
And at the battle's end she's great;
So fight, fight, fight, fight, for victory
Our Seminoles of Florida State
F-L-O-R-I-D-A S-T-A-T-E!
Florida State! Florida State! Florida State!

THREE GARNETS

Give me a Garnet, Garnet, Garnet Garnet Garnet
Give me a Gold, Gold, Gold Gold Gold
Garnet, Gold
Garnet, Gold
Go Seminoles Go!

SITTIN' IN A WIGWAM

Sittin' in a wigwam
Beatin' on a tom- tom
Who come? We come!
Everybody will come.
Scalp 'em (clap, clap), Scalp 'em
(Clap, clap), etc.

FRESHMAN, FLUNKY

Freshman, Flunky, Student, Scholar,
All good Seminoles, stand up and holler!

GO FLORIDA STATE

Go-o-o-o-o-o-o-o-o-o, Florida!
Go-o-o-o-o-o-o-o-o-o, State!
Go! Go!
Florida State!

GARNET AND GOLD


Garnet and Gold, fight, fight!
Garnet and Gold, fight, fight!
Who fight? We fight!
Garnet and Gold, fight, fight!

IS EVERYBODY HAPPY?

Is everybody happy?
AUD: Hell, yes!
Is anybody low?
AUD: Hell, no!
Let's railroad Seminoles
And take it slow!
(Spell Seminoles 3 times)
Go, Seminoles!

FSU CLAP CHEER

(Stomp clap, stomp clap, stomp clap-clap-clap-clap-clap)
Repeat 3 times, then:
F (clap, stomp clap, stomp clap-clap-clap-clap)
S (clap, stomp clap, stomp clap-clap-clap-clap)
U (clap, stomp clap, stomp clap-clap-clap-clap)
F (clap) S (clap) U (clap-clap-clap-clap)
Go!!



1963 FRESHMAN FOOTBALL ROSTER

Name	Pos.	Ht.	Wt.	Hometown
Tom, Allen	QB	6-0	169	New Martinsville, W. Va.
Greg Bagget	FB	6-1	217	Panama City
Mike Belbeck	C	6-1	200	Winter Park
Dick Bender	E	6-1	168	Valdosta
Jim Berry	QB	6-0	173	Atlanta, Ga.
Bill Betts	G	6-0	223	Birmingham, Ala.
Mike Brady	G	6-0	189	Coral Gables
Bill Campbell	HB	5-9	170	Tampa
Pat Conway	HB	5-10	172	Miami
Jerry Corbitt	HB	6-1	172	Jesup, Ga.
Stan Croley	E	6-2	177	Dade City
Tom Delopez	FB	6-2	197	Miami
Charles Fuchs	E	6-2	209	Homestead
Phil Galioto	HB	5-10	185	West Palm Beach
Joe Gatlin	T	6-5	224	Coral Gables
Wayne Giardino	QB	5-10	189	West Palm Beach
Larry Green	HB	5-10	177	Cairo, Ga.
Kim Hammond	QB	6-1	182	Melbourne
Chipper High	HB	5-11	174	Reddick
John Hosack	HB	5-10	192	Miami
Fred Hudson	E	6-1	197	Milton
Ken Johnson	T	6-2	213	Jacksonville
Don Jones	HB	6-1	176	Lakeland
Leslie King	FB	5-11	186	Winter Park
Vernon Korhn	QB	5-11	170	Tampa
Allen LaMarche	HB	5-11	185	Hollywood
Felton Lancaster	T	6-2	244	Cross Keys, Ga.
Nick Maracic	C	6-2	190	Hollywood
Scott McCord	T	6-2	218	Atlanta, Ga.
Wayne McDuffie	E	6-2	197	Hawkinsville, Ga.
Phil McKinnon	G	5-11	195	Birmingham, Ala.
Jim McNeil	G	6-3	186	Panama City
Bill Meadows	C	6-1	194	Birmingham, Ala.
Bob Mendez	HB	5-10	176	Key West
Bill Moremen	HB	5-11	171	Daytona Beach
Lee Narramore	FB	6-0	206	Pensacola
Larry Overton	G	5-11	195	Pensacola
Bob Patterson	T	5-11	216	Tampa
Charles Pennie	T	6-4	222	Hollywood
Jim Perry	QB	5-11	178	Logan, W. Va.
Charles Randall	T	6-1	217	Savannah, Ga.
Bill Richardson	QB	5-9	173	Jesup, Ga.
Jim Riser	HB	6-0	175	Sanford
Rick Saunders	FB	6-1	181	Macon, Ga.
Phil Sims	G	6-1	191	Atlanta, Ga.
John Stephens	C	6-1	191	Tallahassee
Helge Swanson	C	6-3	214	Milton
Cary Thompson	G	6-3	202	Marietta, Ga.
Tom Thompson	C	6-3	247	Waycross, Ga.
H. T. Waller	QB	6-1	177	Vernon
T. K. Wetherell	HB	5-11	169	Daytona Beach
Del Williams	T	6-2	218	Live Oak
Paul Williams	E	6-2	205	Hollywood
Larry Williamson	C	5-11	193	Macon, Ga.
Tom, Yates	G	6-1	214	Atlanta, Ga.

1963 FRESHMAN SCHEDULE

Oct. 5	Florida at Tallahassee
Oct. 12	Miami at Tampa
Oct. 31	Southern Mississippi at Pensacola
Nov. 14	N.C. State at Daytona Beach