

SUMMARY OF FOOTBALL GAME STATISTICS — Visiting Team

Visiting Team Florida State First Downs: (Rush) 3 (Pass) 9 (Pen.) 2 Total 14 Penalties Against: (No.) 4 (Yards) 37 Own Fumbles: (No.) 2 (Lost) 1

(Don't Use) NCAB CODE	PLAYER	RUSHING				FORWARD PASSING					TOTAL OFFENSE		RECEIVING			INT. RETURNS		PUNTING			PUNT RETURNS		K.O. RETURNS		SCORING									
		Times Carried	Yards Gain	Yards Loss	Net Gain	No. Att.	No. Comp.	Had Int.	Net Gain	Scoring		Total Plays	Net Gain	No. Caught	Yards Gain	TD's	No. Inter.	Yards Return	Times Kicked	Yards Kicked	Blkd.	Number Returns	Yards Return	Number Returns	Yards Return	Touch- downs	X Pts. Kick		Other X Pts.		Field Goals		Points	
										TD's	Conv.																Att.	Made	Att.	Made	Att.	Made		
	SPOONER	A 14	67	5	62	B -	-	-	-	-	-	C 14	62	D -	-	-	E -	-	F -	-	-	G 1	0	H 1	5	S -	-	-	-	-	-	-	-	-
	Narromore	A 9	27	0	27	B -	-	-	-	-	-	C 9	27	D 2	11	0	E -	-	F -	-	-	G -	-	H -	-	S 1	-	-	-	-	-	-	6	
	Kritchett	A 3	6	4	2	B 1	0	0	0	-	-	C 4	2	D -	-	-	E -	-	F 4	157	-	G -	-	H -	-	S -	-	-	-	-	-	-	-	
	Tensi	A 1	2	0	2	B 2	4	1	1	1	1	C 2	195	D -	-	-	E -	-	F -	-	-	G -	-	H -	-	S -	-	-	-	-	-	-	-	
	Shler	A 1	1	0	1	B -	-	-	-	-	-	C 1	1	D -	-	-	E -	-	F -	-	-	G -	-	H -	-	S -	-	-	-	-	-	-	-	
	Green	A 3	2	4	-2	B -	-	-	-	-	-	C 3	-2	D -	-	-	E -	-	F -	-	-	G -	-	H -	-	S -	-	-	-	-	-	-	-	
	Biletvikoff	A -	-	-	-	B -	-	-	-	-	-	C -	-	D 8	114	1	E -	-	F -	-	-	G -	-	H -	-	S 1	-	-	-	-	-	-	6	
	Floyd	A -	-	-	-	B -	-	-	-	-	-	C -	-	D 3	59	-	E -	-	F -	-	-	G -	-	H -	-	S -	-	-	-	-	-	-	-	
	Narromore	A -	-	-	-	B -	-	-	-	-	-	C -	-	D -	-	-	E -	-	F -	-	-	G -	-	H -	-	S -	-	-	-	-	-	-	-	
	DAWSON	A -	-	-	-	B -	-	-	-	-	-	C -	-	D 1	9	-	E -	-	F -	-	-	G -	-	H -	-	S -	-	-	-	-	-	-	-	
	MURDOCK	A -	-	-	-	B -	-	-	-	-	-	C -	-	D -	-	-	E -	-	F -	-	-	G -	-	H -	-	S 2	2	-	-	-	-	2	15	
		A -	-	-	-	B -	-	-	-	-	-	C -	-	D -	-	-	E -	-	F -	-	-	G -	-	H -	-	S -	-	-	-	-	-	-	-	
		A -	-	-	-	B -	-	-	-	-	-	C -	-	D -	-	-	E -	-	F -	-	-	G -	-	H -	-	S -	-	-	-	-	-	-	-	
		A -	-	-	-	B -	-	-	-	-	-	C -	-	D -	-	-	E -	-	F -	-	-	G -	-	H -	-	S -	-	-	-	-	-	-	-	
		A -	-	-	-	B -	-	-	-	-	-	C -	-	D -	-	-	E -	-	F -	-	-	G -	-	H -	-	S -	-	-	-	-	-	-	-	
		A -	-	-	-	B -	-	-	-	-	-	C -	-	D -	-	-	E -	-	F -	-	-	G -	-	H -	-	S -	-	-	-	-	-	-	-	
		A -	-	-	-	B -	-	-	-	-	-	C -	-	D -	-	-	E -	-	F -	-	-	G -	-	H -	-	S -	-	-	-	-	-	-	-	
		A -	-	-	-	B -	-	-	-	-	-	C -	-	D -	-	-	E -	-	F -	-	-	G -	-	H -	-	S -	-	-	-	-	-	-	-	
		A -	-	-	-	B -	-	-	-	-	-	C -	-	D -	-	-	E -	-	F -	-	-	G -	-	H -	-	S -	-	-	-	-	-	-	-	
	TEAM TOTALS	A 31	105	13	92	B 25	14	1	1	1	1	C 56	245	D 14	193	1	E -	-	F 4	157	-	G 1	0	H 1	5	S 2	2	2	-	-	-	2	17	

Opponents Georgia First Downs: (Rush) 11 (Pass) 3 (Pen.) - Total 14 Penalties Against: (No.) 8 (Yards) 85 Own Fumbles: (No.) 3 (Lost) 2

Enter Here Team Totals From Home Team Summary	RUSHING				FORWARD PASSING					TOTAL OFFENSE		RECEIVING			INT. RETURNS		PUNTING			PUNT RETURNS		K.O. RETURNS		SCORING									
	Times Carried	Yards Gain	Yards Loss	Net Gain	No. Att.	No. Comp.	Had Int.	Net Gain	Scoring		Total Plays	Net Gain	No. Caught	Yards Gain	TD's	No. Inter.	Yards Return	Times Kicked	Yards Kicked	Blkd.	Number Returns	Yards Return	Number Returns	Yards Return	Touch- downs	X Pts. Kick	Other X Pts.	Field Goals	Points				
									TD's	Conv.																Att.	Made	Att.		Made	Att.	Made	
HOME TEAM TOTALS	A 50	199	32	167	B 11	5	0	73	-	-	C 61	240	D 5	73	-	E 1	0	F 6	261	-	G 2	1	H 3	72	S 2	2	2	2	-	-	-	-	14

Date of Game Oct. 17, 1964 Where Played Athens, Ga. Authenticated by Dan Magall and Dan Kitchens

ADDITIONAL STATISTICS

Official Attendance	31 000	Score by Quarters:	1st	2nd	3rd	4th	Total
Weather Conditions	Clear	GA	0	7	0	7	14
		FLASTATS	3	7	0	7	17

PRINCIPAL INDIVIDUAL PLAYS

List all scoring plays; also non-scoring plays (including punts) gaining 50 yards or more, and all missed field goal attempts.

Under "type of play" indicate rush, pass, int. runback, punt runback, kickoff runback, punt or field goal. List tries-for-points as P.A.T. kick, P.A.T. rush or P.A.T. pass.

On pass play, give passer first, then receiver, and combined yardage of pass and run. Measure runbacks from goal line, if started in end zone. Measure field goal attempts from point of kick. All other plays are measured from line of scrimmage.

Type of Play	Player or Players	Team	Yards	Scored?
TD RUSH	RIDLEHUBER	GA	4	Yes
TD RUSH	BARGER	GA	7	Yes
PAT KICK	ETTER	GA		Yes
PAT KICK	ETTER	GA		Yes
TD RUSH	NARRAMORE	FLASTATS	1	Yes
TD PASS	Biletnikoff	FLASTATS	20	Yes
Field goal	Murdock	FLASTATS	23	Yes
Field goal	Murdock	FLASTATS	48	No
PAT KICK	Murdock	FLASTATS		Yes
PAT KICK	Murdock	FLASTATS		Yes
PASS	Tensi - Floyd	FLASTATS	50	No
PUNT	FAIRCLOTH	GA	58	No

CONDENSED RULES FOR RECORDING FOOTBALL STATISTICS*

(Originated by the N.C.A.A. Football Rules Committee's Sub-committee on Football Statistics)

SECTION 1 — FIRST DOWNS.

A first down shall be recorded whenever the yardsticks are ordered forward by the officials, and when a touchdown is scored from scrimmage (by rushing or passing) within a series of downs starting 10 yards or more from the goal line. A first down is **not** recorded on a touchdown runback, regardless of the distance of the scoring run.

SECTION 2 — RUSHING.

Article 1: All offensive running plays are to be classified as rushing plays, **not** as "plays from scrimmage," since any play begun with a snapback from center actually is a play from scrimmage.

Article 2: Rushing yardage is measured from the line of scrimmage to the point where the ball is declared dead, or is recovered by opponents in the case of a fumble.

Article 3: The rushing total is a **net** figure. All rushing losses must be recorded so as to account for the net figure.

Article 4: All gains on lateral passes which originated or grew out of a rushing play are included in rushing yardage. (See Article 1 of Section 4.)

SECTION 3 — FORWARD PASSING.

Article 1: Forward passing gains or losses are measured from the scrimmage line to the point where the ball is declared dead (or is recovered by opponents in the case of a fumble), so as to include both length of pass and running advance after completion. All yards gained or lost on each completed pass play are credited to **both** the passer and the receiver.

Article 2: Loss from a completed forward pass which did not advance the ball to the scrimmage line is a yardage charge against passing gain.

Article 3: Any loss by a player apparently intending to pass, but thrown behind the line of scrimmage, is recorded as a **loss by rushing**. He is **not** a passer until he has thrown the ball, and he retains at all times the option of running.

Article 4: Interception returns are measured from the point of interception to the point where the ball is declared dead (or is recovered by opponents in the case of a fumble).

Article 5: There is **no** pass completed by penalty. A gain through interference on a passing play is a penalty against the defending team. The passer is **not** charged with a pass attempt, nor credited with a pass completed or yards gained; nor is the intended receiver (or the player interfered with) credited with a pass caught. The passing team

is credited only with a first down by penalty. The defensive (offending) team is charged with a penalty, and the distance from the line of scrimmage to the spot of the penalty under "yards penalized."

Article 6: The forward passer is charged with a forward pass attempt when a forward pass is ruled intentionally grounded.

SECTION 4 — LATERAL PASSING.

Article 1: A lateral pass is always a component part of the ultimate play, whether it precedes or follows that play, since the lateral is merely an extension of the original or ultimate play, in effect.

(Approved Ruling — Player A receives a forward pass for a gain of 10 yards, then throws a lateral pass to Player B, who gains an additional 5 yards. Player A is credited with one pass caught and 10 yards under "receiving." Player B is credited with NO pass caught and with 5 yards under "receiving." Player who threw the forward pass is credited with 15 yards under "forward passing.")

(Approved Ruling — Player A catches punt and returns 10 yards before throwing a lateral pass to Player B, who returns another 5 yards. Player A is credited with one return and 10 yards under "punt returns." Player B is credited with NO return and with 5 yards under "punt returns.")

Article 2: Incomplete lateral passes are scored as fumbles, and yards lost are charged against the player who, in the scorer's opinion, was responsible for the failure of the pass.

Article 3: Intercepted lateral passes are scored as fumbles, the offensive team being charged with a fumble lost.

Article 4: The official scorer rules on whether a completed pass to a flanker or man-in-motion is a forward or a lateral pass. If the latter, the play is recorded under "rushing." If the pass is incomplete, the subsequent action of the officials reveals whether the pass was a forward or a lateral.

SECTION 5 — TOTAL OFFENSE.

Article 1: Total offense is the combined result of rushing and forward passing **only**, since these two are the only methods by which legal advance can be initiated while retaining possession of the ball.

Article 2: Total offense yardage is the total of **net** gain by rushing and net gain by forward passing. "Receiving" yards gained are **not** included in total offense.

WILD PASS FROM CENTER.

Any loss resulting from an **obvious** wild pass from center is charged to "center pass," and not to any individual player.

(Continued on back of Form 347-B)

*See the OFFICIAL FOOTBALL STATISTICIANS' MANUAL for complete rulings and interpretations.

SUMMARY OF FOOTBALL GAME STATISTICS – Home Team

Home Team Georgia First Downs: (Rush) 11 (Pass) 3 (Pen.) 0 Total 14 Penalties Against: (No.) 8 (Yards) 85 Own Fumbles: (No.) 3 (Lost) 2

(Don't Use) NCAB CODE	PLAYER	RUSHING				FORWARD PASSING					TOTAL OFFENSE		RECEIVING			INT. RETURNS		PUNTING			PUNT RETURNS		K.O. RETURNS		SCORING								
		Times Carried	Yards Gain	Yards Loss	Net Gain	No. Att.	No. Comp.	Had Int.	Net Gain	Scoring TD's	Conv.	Total Plays	Net Gain	No. Caught	Yards Gain	TD's	No. Inter.	Yards Return	Times Kicked	Yards Kicked	Blkd.	Number Returns	Yards Return	Number Returns	Yards Return	Touch-downs	X Pts. Kick Att.	Made	Other X Pts. Att.	Made	Field Goals Att.	Made	Points
	Burton	A 12	46	0	46	B						C 12	46	D			E		F			G		H 1	32	S 1							6
	Taylor	A 7	36	1	35	B						C 7	35	D			E		F			G		H		S							
	Muller	A 8	40	12	28	B 3	2	0	24	-	-	C 11	52	D			E		F			G		H		S 1							6
	Hughes	A 14	48	19	29	B 8	3	0	49	-	-	C 22	78	D			E		F			G		H		S							
	Wright	A 6	16	0	16	B						C 6	16	D 2	24		E		F			G		H		S							
	Forrest	A 3	13	0	13	B						C 3	13	D 2	39		E		F			G		H 1	23	S							
	Holmes	A				B						C		D 1	20		E		F			G		H		S							
	Summers	A				B						C		D			E 1	0	F			G 1	4	H 1	17	S							
	Furman	A				B						C		D			E		F 6	04	0	G		H		S							
	Fall	A				B						C		D			E		F			G 1	0	H		S							
	EMER	A				B						C		D			E		F			G		H		S	2	2					2
		A				B						C		D			E		F			G		H		S							
		A				B						C		D			E		F			G		H		S							
		A				B						C		D			E		F			G		H		S							
		A				B						C		D			E		F			G		H		S							
		A				B						C		D			E		F			G		H		S							
		A				B						C		D			E		F			G		H		S							
		A				B						C		D			E		F			G		H		S							
		A				B						C		D			E		F			G		H		S							
	TEAM TOTALS	A 50	199	32	167	B 11	5	0	13	0	0	C 61	240	D 5	73		E 1	0	F 6	24		G 2	4	H 3	92	S 2	2	2	0	0	0	0	14

Opponents Fla. State First Downs: (Rush) 3 (Pass) 9 (Pen.) 2 Total 14 Penalties Against: (No.) 4 (Yards) 37 Own Fumbles: (No.) 2 (Lost) 1

Enter Here Team Totals From Visiting Team Summary	RUSHING				FORWARD PASSING					TOTAL OFFENSE		RECEIVING			INT. RETURNS		PUNTING			PUNT RETURNS		K.O. RETURNS		SCORING								
	Times Carried	Yards Gain	Yards Loss	Net Gain	No. Att.	No. Comp.	Had Int.	Net Gain	Scoring		Total Plays	Net Gain	No. Caught	Yards Gain	TD's	No. Inter.	Yards Return	Times Kicked	Yards Kicked	Blkd.	Number Returns	Yards Return	Number Returns	Yards Return	Touch-downs	X Pts. Kick		Other X Pts.		Field Goals		Points
									TD's	Conv.																Att.	Made	Att.	Made	Att.	Made	
VISITING TEAM TOTALS	A 31	148	13	92	B 25	14	1	113	1	0	C 56	285	D 4	113	1	E 1	0	F 4	157	0	G 0	0	H 1	5	S 2	2	2	0	0	2	1	17

Date of Game Oct 17, 1964 Where Played Atlanta Authenticated by Gene DeTol and _____



GEORGIA vs FLA. STATE

Souvenir Program 50c October 17, 1964 Athens, Ga.

Seminoles Develop Into Rugged Rival

The youngest rival on Georgia's football schedule, Florida State University, has developed into one of the toughest games on the Bulldog slate.

The Seminoles under Bill Peterson, in fact, have blanked the Bulldogs in their last two engagements.

Florida State, originally a girls' school, did not take up football until 1947. They began playing a major schedule in 1954, the first year of their Georgia series. The Bulldogs went down to Tallahassee and opened the season with a 14-0 victory, being led by Jimmy Harper at T-QB who played 55 minutes and Bobby Garrard, the leading rusher with 56 yards on seven carries.

Garrard again starred for the Bulldogs in 1955 in a 47-14 rout of the Seminoles. He rushed for 128 yards on 14 carries, including a 67-yard TD jaunt on the first rushing play of the second half.

Ken Cooper, now Georgia freshman line coach, was the hero of Georgia's 3-0 triumph in Sanford Stadium in 1956. His 43-yard field goal (longest in Bulldog history at that time) was made with only 1:30 left on the scoreboard. Jimmy Orr (now with the Baltimore Colts) held the ball.

Flying Fred Brown got off a 62-yard run as Georgia won, 28-13, in 1958 at Jacksonville, defeating Tom Nugent's strongest Seminole team assembled yet.

The Bulldogs' SEC championship juggernaut was too much in 1959, rolling up a 42-0 victory in Sanford Stadium.

A record Tallahassee crowd of 21,200 saw the Seminoles upset Georgia, 3-0, in 1961 on Doug Messer's 24-yard field goal. Jake Saye got off a 79-yard punt, second longest in Bulldog history (Bill Hartman kicked one 82 yards vs. Tulane in 1937 and Charley Trippi also had a 79-yarder vs. Auburn in 1945).

The 1962 Seminoles, who tied both Georgia Tech and Auburn, blanked Georgia, 18-0 in Sanford Stadium, completely dominating play in the second half.



BOBBY GARRARD

PAST SCORES

1954	Georgia	14	FSU	0	at Tallahassee
1955	Georgia	47	FSU	14	at Tallahassee
1956	Georgia	3	FSU	0	in Athens
1958	Georgia	28	FSU	13	at Jacksonville
1959	Georgia	42	FSU	0	in Athens
1961	Georgia	0	FSU	3	at Tallahassee
1962	Georgia	0	FSU	18	in Athens

(Georgia leads, 5-2-0)



KEN COOPER



"OFFICIAL WATCH FOR THIS GAME — LONGINES — THE WORLD'S MOST HONORED WATCH"



FLORIDA STATE UNIVERSITY




DR. GORDON BLACKWELL
President



VAUGHN MANCHA
Athletic Director



BILL PETERSON
Head Football Coach

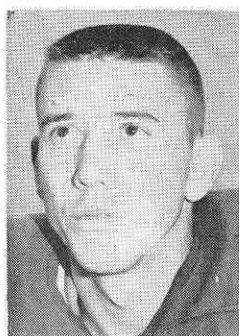


RONALD MELTON
Athletic Business Manager


THE SEMINOLES




G JOE AVEZZANO
Miami, Fla.




HB WINFRED BAILEY
Atlanta, Ga.




HB MAURY BIBENT
Cincinnati, Ohio




HB F. BILETNIKOFF
Erie, Pa.




E G. D'ALLESSANDRO
Fort Myers, Fla.



E BILL DAWSON
Valdosta, Ga.



C JACK EDWARDS
Tampa, Fla.



FB HOWARD EHLER
Tavares, Fla.




E DON FLOYD
Madison, Fla.



HB LARRY GREEN
Cairo, Ga.



E CLIFF GUNTER
Dothan, Ala.



G DICK HERMANN
Marianna, Fla.



G DALE MacKENZIE
Clearwater, Fla.



T BOB MANGAN
Atlanta, Ga.



QB JIM MASSEY
Cairo, Ga.




T J. MAC MATTHEWS
Chiefland, Fla.


THE SEMINOLES




G BILL McDOWELL
Tallahassee, Fla.




E WAYNE McDUFFIE
Hawkinsville, Ga.




FB LES MURDOCK
Hollywood, Fla.




FB LEE NARREMORE
Pensacola, Fla.



T FRANK PENNIE
Hollywood, Fla.



HB JOE PETKO
Shaker Heights, Ohio




QB ED PRITCHETT
Decatur, Ga.




HB ELTON REVELL
Tallahassee, Fla.




C JACK SHINHOLSER
Tampa, Fla.



HB PHIL SPOONER
Fort Myers, Fla.




T AVERY SUMNER
Adel, Ga.




QB STEVE TENSI
Cincinnati, Ohio




E JOHN WACHTEL
Masillon, Ohio



T TOM WEST
Headland, Ala.



E MAX WETTSTEIN
Leesburg, Fla.



T DEL WILLIAMS
Live Oak, Fla.

GEORGIA Bulldogs

No.	Name	Pos.	Age	Ht.	Wt.	Class	Lt.	Hometown
10	Kirby Moore	QB	19	5-11	178	So.	0	Dothan, Ala.
11	Bob Etter	PK	19	5-10	150	So.	0	Chattanooga, Tenn.
12	Preston Riddlehuber	QB	21	6-2	193	Jr.	1	Gainesville, Ga.
15	Pete Dickens	QB	21	6-1	180	Jr.	1	Athens, Ga.
16	Lynn Hughes	QB	20	5-11	169	So.	0	Atlanta, Ga.
17	Joe Burson	dQB	21	6-0	185	Jr.	1	Newnan, Ga.
20	Fred Barber	LH	21	5-11	194	Sr.	2	Bainbridge, Ga.
23	Wayne Swinford	LH	21	6-0	185	Sr.	2	Munford, Ala.
24	Bob Taylor	LH	20	5-10	184	Jr.	1	LaGrange, Ga.
25	Pat Hunnicutt	dQB	21	5-9	163	Sr.	1	LaGrange, Ga.
26	Ralph Bray	LH	20	5-8	175	So.	0	Athens, Ga.
27	Don Porterfield	RH	23	5-11	180	Sr.	2	Moultrie, Ga.
32	Bill McWhorter	RH	19	5-9	176	So.	0	Buckhead, Ga.
34	Randy Wheeler	RH	20	6-0	197	Jr.	0	Macon, Ga.
36	Stan Crawford	RH	19	5-10	169	So.	0	LaGrange, Ga.
37	Douglas McFalls	RH	23	6-2	182	Jr.	1	Rome, Ga.
41	Marvin Hurst	FB	20	5-11	198	Jr.	1	Waycross, Ga.
42	LeRoy Dukes	FB	25	5-9	191	Sr.	2	Patterson, Ga.
44	Frank Lankewicz	FB	22	6-0	203	Sr.	2	Butler, Pa.
45	Leon Ambrester	FB	21	6-0	180	Sr.	2	Childersburg, Ala.
46	Mack Faircloth	P	22	6-1	193	Sr.	2	Moultrie, Ga.
50	Dick Phillips	C	19	6-0	207	So.	0	Chattanooga, Tenn.
51	Ken Davis	C	20	6-0	215	Jr.	1	Commerce, Ga.
53	Jack Davis	C	20	5-11	194	So.	0	College Park, Ga.
55	John Glass	C	20	6-1	193	Jr.	0	Auburndale, Fla.
60	Joel Darden	LG	21	5-11	210	Sr.	2	LaGrange, Ga.
61	Wayne Brantley	RG	20	5-11	196	Jr.	1	Vidalia, Ga.
64	Jimmy Denny	RG	21	6-0	184	Jr.	0	Newnan, Ga.
65	Ken Whidden	LG	19	5-10	183	So.	0	Waycross, Ga.
66	John Kasay	LG	19	5-11	200	So.	0	Johnstown, Pa.
67	Harold Steely	LG	20	6-1	193	Jr.	0	Anniston, Ala.
68	Jimmy Cooley	RG	19	6-0	202	So.	0	Avondale, Ga.
69	Anthony Dennard	RG	19	5-9	191	So.	0	Gordon, Ga.
70	Ray Rissmiller	LT	22	6-4	225	Sr.	2	Easton, Pa.
71	Gerard Jonke	RT	19	6-3	231	So.	0	Stow, Ohio
73	Vance Evans	RT	20	6-1	203	Jr.	1	Tusculumbia, Ala.
74	Bill Harber	RT	19	6-1	210	So.	0	Atlanta, Ga.
75	Ken Pillsbury	RT	20	6-3	225	So.	0	Jacksonville, Fla.
76	George Patton	LT	20	6-3	210	So.	0	Tusculumbia, Ala.
79	Jim Wilson	RT	23	6-3	245	Sr.	1	Pittsburgh, Pa.
80	Frank Richter	RE	19	6-2	199	So.	0	Cairo, Ga.
82	Paul Handmacher	LE	19	6-3	200	So.	0	Atlanta, Ga.
81	Ray Crawford	LE	21	6-1	198	Sr.	2	Columbus, Ga.
83	George Nowicki	LE	22	6-3	195	Sr.	2	Miami, Fla.
85	Larry Kohn	LE	19	6-2	198	So.	0	Greenville, S. C.
86	Barry Wilson	LE	21	6-0	189	Sr.	2	Savannah, Ga.
87	Pat Hodgson	RE	20	6-1	191	Jr.	1	Atlanta, Ga.
88	Jerry Varnado	LE	19	5-11	188	So.	0	Valdosta, Ga.
89	Glenn Creech	RE	20	6-2	198	Jr.	1	Claxton, Ga.

GEORGIA SCHEDULE

Sept. 19	Georgia 3 at Alabama	31
Sept. 26	Georgia 7 at Vanderbilt	0
Oct. 3	Georgia 7 at South Carolina	7
Oct. 10	Georgia 19 at Clemson	7
Oct. 17	Florida State in Athens	
Oct. 24	Kentucky (HC) in Athens	
Oct. 31	North Carolina in Athens	
Nov. 7	Florida at Jacksonville	
Nov. 14	Auburn at Auburn	
Nov. 28	Georgia Tech in Athens	

THE OFFICIALS

Referee: R. P. Williams
 Umpire: Russell Godwin
 Linesman: Ed Copeland
 Field Judge: Preston Watts
 Back Judge: Paul Hicks
 Clock Operator: Joe Hicks

FLORIDA STATE Seminoles

No.	Name	Pos.	Class	Age	Hgt.	Wgt.	Hometown
12	Tony Gero	QB	So.	20	5-10	183	Madison, N. J.
13	Steve Tensi	QB	Sr.	21	6-5	194	Cincinnati, O.
14	Jim Massey	QB	Jr.	21	5-11	181	Cairo, Ga.
15	Pat Conway	HB	So.	19	5-10	186	Miami
16	Ed Pritchett	QB	Jr.	23	6-2	185	Decatur, Ga.
20	Larry Green	HB	So.	19	5-10	181	Cairo, Ga.
21	Donovan Jones	HB	So.	19	6-1	193	Lakeland
22	Maury Bibent	HB	Jr.	21	6-0	188	Cincinnati, O.
23	Wayne Giardino	FB	So.	20	5-10	190	W. Palm Beach
24	Elton Revell	HB	So.	20	6-0	176	Tallahassee
25	Fred Biletnikoff	HB	Sr.	21	6-1	192	Erie, Pa.
26	Bill Campbell	HB	So.	19	5-9	180	Tampa
27	Phil Spooner	HB	Jr.	20	5-11	182	Fort Myers
28	Winfred Bailey	HB	Sr.	22	6-0	183	Atlanta
29	Joe Petko	HB	Jr.	21	5-9	185	Cincinnati, O.
40	Lee Narramore	FB	So.	19	5-10	209	Pensacola
41	Bob Menendez	HB	So.	19	5-10	185	Key West
42	Les Murdock	FB	Sr.	23	6-2	233	Hollywood
43	Howard Ehler	FB	Jr.	20	5-10	195	Tavares
44	Jim Mankins	FB	Jr.	20	6-2	228	King City, Calif.
51	Joe Avezzano	G	Jr.	20	6-2	228	Miami
53	David Pitts	C	So.	20	5-9	223	Blountstown
54	John Stephens	C	So.	18	6-1	198	Tallahassee
55	Jack Edwards	C	Sr.	21	6-1	217	Tampa
60	Larry Williamson	G	So.	19	5-11	200	Macon
61	Jack Shinholser	C	Jr.	22	6-1	212	Tampa
62	Howard Lurie	G	Jr.	20	6-0	205	Northridge, Calif.
63	Bill McDowell	G	Jr.	20	6-1	201	Tallahassee
64	David Braggins	T	So.	19	6-2	226	Lake Wales
66	Dick Hermann	G	Sr.	22	6-0	200	Marianna
68	Joe Parrish	G	Jr.	21	6-1	194	Auburndale
69	Ed Pope	G	So.	20	6-1	196	Waycross, Ga.
70	Del Williams	T	So.	18	6-2	213	Live Oak
73	Avery Sumner	T	Sr.	22	6-2	219	Adel, Ga.
74	Jay Mac Matthews	T	So.	20	6-1	219	Chiefland
75	Dale MacKenzie	G	Sr.	21	6-2	218	Clearwater
76	Tom West	T	Sr.	21	6-4	216	Headland, Ala.
77	Bob Mangan	T	Jr.	22	6-1	222	Atlanta, Ga.
78	Charles Pennie	T	So.	19	6-4	221	Hollywood
79	Frank Pennie	T	Jr.	21	6-4	242	Hollywood
80	John Wachtel	E	Sr.	22	6-1	203	Massillon, O.
81	Don Floyd	E	Sr.	22	6-1	195	Madison
82	Wayne McDuffie	E	So.	19	6-2	198	Hawkinsville, Ga.
83	Bill Dawson	E	Sr.	21	6-3	220	Valdosta, Ga.
84	George D'Allessandro	E	Jr.	21	5-10	195	Fort Myers
85	John Hosack	HB	So.	19	5-11	192	Miami
86	Bud Blankenship	E	So.	20	6-3	200	Atlanta, Ga.
87	Terry Garvin	E	Jr.	21	5-11	190	Pensacola
88	Cliff Gunter	E	Sr.	22	6-3	187	Dothan, Ala.
89	Max Wettstein	E	Jr.	20	6-3	206	Leesburg

FSU SCHEDULE

Sept. 19	FSU 14 at Miami	0
Sept. 26	FSU 10 at T.C.U.	0
Oct. 3	FSU 36 N. Mex. St.	0
Oct. 10	FSU 48 Kentucky	6
Oct. 17	Georgia in Athens	
Oct. 24	V.P.I. at Blacksburg	
Oct. 31	Sou. Miss. in Tallahassee	
Nov. 7	Houston in Houston	
Nov. 14	N.C. State in Tallahassee	
Nov. 21	Florida in Tallahassee	

LEFT ENDS	LEFT TACKLES	LEFT GUARDS	CENTERS	RIGHT GUARDS	RIGHT TACKLES	RIGHT ENDS
88 GEORGE NOWICKI	70 RAY RISSMILLER	67 HAROLD STEELY	61 KEN DAVIS	64 JIMMY DENNEY	79 JIM WILSON	80 FRANK RICHTER
85 LARRY KOHN	89 GLENN CREECH	61 W. BRANTLEY	53 JACK DAVIS	65 KEN WHIDDEN	75 KEN PILLSBURY	87 PAT HODGSON
88 Jerry Varnado	76 George Patton	60 Joel Darden	55 John Glass	50 Dickie Phillips	73 Vance Evans	86 Barry Wilson
81 Ray Crawford		69 Anthony Dennard	42 LeRoy Dukes		68 Jimmy Cooley	
GEORGIA Bulldogs						
QUARTERBACKS	LEFT HALFBACKS	RIGHT HALFBACKS	FULLBACKS	SPECIALISTS		
16 LYNN HUGHES	24 BOB TAYLOR	27 D. PORTERFIELD	45 L. ARMBRESTER	11 Bob Etter (pk)		
12 P. RIDLEHUBER	20 FRED BARBER	34 R. WHEELER	41 MARVIN HURST	36 Stan Crawford (pk)		
17 Joe Burson	26 RALPH BRAY	37 Douglas McFalls	44 F. LANKEWICZ	46 Mack Faircloth (p)		
25 Pat Hunnicutt	23 Wayne Swinford	32 Bill McWhorter	15 Pete Dickens	10 Kirby Moore (p)		

Players in **BLACK CAPS** are offensive men; lower case, defense.)

LEFT ENDS	LEFT TACKLES	LEFT GUARDS	CENTERS	RIGHT GUARDS	RIGHT TACKLES	RIGHT ENDS
81 Don Floyd	70 Del Williams	51 Joe Avezzano	55 Jack Edwards	75 Dale MacKenzie	76 Tom West	83 Bill Dawson
84 G. D'Allessandro	79 Fran Pennie	66 Dick Herman	61 Jack Shinholser	63 Bill McDowell	73 Avery Sumner	89 Max Wettstein
88 Cliff Gunter	64 David Braggins	60 Larry Williamson	54 John Stephens	69 Ed Pope	77 Bob Mangan	80 John Wachtel
FSU Seminoles						
QUARTERBACKS	LEFT HALFBACKS	RIGHT HALFBACKS	FULLBACKS			
13 Steve Tensi	27 Phil Spooner	40 Lee Narramore	25 Fred Biletznikoff			
14 Jim Massey	22 Maury Bibent	43 Howard Ehler	28 Winfred Bailey			
16 Ed Pritchett	20 Larry Green	23 Wayne Giardino	24 Elton Revell			

NOTE: First listed are offensive starters; second, defensive; third, number two offensive

GEORGIA SPECIALISTS

PUNTER: 46 Mack Faircloth.
PLACE-KICKERS: 11 Bob Etter, 36 Stan Crawford.
HOLDERS: 15 Pete Dickens.

GEORGIA STATISTICAL LEADERS

RUSHING		No.	Net	Ave.		
Bob Taylor	45	157	3.5			
Don Porterfield	15	95	6.3			
Lynn Hughes	32	86	2.7			
Preston Ridlehuber	25	79	3.2			
Fred Barber	20	61	3.1			
Frank Lankewicz	11	28	2.5			
Leon Armbruster	9	21	2.3			
Marvin Hurst	4	14	3.5			
PASSING		A	C	I	Yds.	TD
Lynn Hughes	32	9	2	177	0	
Preston Ridlehuber	14	6	2	80	0	
RECEIVING		No.	Yds.	TD		
George Nowicki	5	114	0			
Leon Armbruster	3	51	0			
Bob Taylor	3	18	0			
Don Porterfield	2	46	0			
Pat Hodgson	1	18	0			
Frank Lankewicz	1	10	0			
PUNTING		No.	Yds.	Ave.		
Mack Faircloth	24	924	38.5			

PAST SCORES

(Georgia leads, 5-2-0)

1954	Ga.	14	FSU	0	at Tallahassee
1955	Ga.	47	FSU	14	at Tallahassee
1956	Ga.	3	FSU	0	in Athens
1958	Ga.	28	FSU	13	at Jacksonville
1959	Ga.	42	FSU	0	in Athens
1961	Ga.	0	FSU	3	at Tallahassee
1962	Ga.	0	FSU	18	in Athens

FSU SPECIALISTS

PUNTERS: 16 Pritchett, 85 Hosack
KICKOFFS: 42 Murdock
PLACEMENTS: 42 Murdock

FSU STATISTICAL LEADERS

RUSHING	No.	Net	Ave.
Phil Spooner	48	188	3.8
Lee Narramore	39	141	3.6
Larry Green	28	138	4.6
Ed Pritchett	26	87	3.3
Wayne Giardino	16	76	4.7
Joe Petko	11	33	3.0
 PASSING			
	A	C	I Yds. TD
Steve Tensi	55	36	3 521 7
Ed Pritchett	21	14	0 169 0
 RECEIVING			
	No.	Yds.	TD
Fred Biletznikoff	19	343	5
Don Floyd	9	126	1
Phil Spooner	7	67	0
John Wachtel	6	55	0
Lee Narramore	5	40	1
Bill Dawson	4	52	0
 PUNTING			
	No.	Yds.	Ave.
Ed Pritchett	17	580	34.1

GEORGIA VERSUS FLORIDA STATE -- SANFORD STADIUM, ATHENS, GA. -- October 17, 1964

WEATHER: FAIR AND MILD....TEMPERATURE....75....WIND....10 to 15 MPH FROM WESTERLY DIRECTION

ATTENDANCE: 31,000

GEORGIA WINS TOSS AND WILL RECEIVE -- FSU DEFEND WEST GOAL

Murdock kick off to Barber at Ga. 5 Return to Georgia 38

GEORGIA

1/10/G38 Porterfield for 3 to G/41
2/7/G41 Ambrester for 1 to G42 49
3/6/G42 Hughes to Porterfield for 8 to ~~49~~..FIRST DOWN (FP)
1/10/G49 Ambrester for 3 to FSU48
2/7/F48 Barber for 5 to F43
3/2/F43 Hughes for 5 to F40...FIRST DOWN (R)
1/10/F40 Hughes for 1 to F39
2/9/F39 Barber for 8 to F31
3/1/F31 Ambrester for 2 to F/29...FIRST DOWN (R)
1/10/F29 Ambrester for 3 to F26
2/7/F26 Barber for 2 to F24 (P)
3/5/F24 Hughes to Hodgson for 21 to F3...FIRST DOWN...Fumble...Rec, by FSU McDowell..

FSU

1/10/F43 3 Spooner for 40 yards to F43...FIRST DOWN (R)
1/10/F43 Spooner for 1 to F44
2/1/F44 Spooner to Floyd to G/4...50 yds FIRST DOWN (P)
1/10/G/G4 Spooner for NO GAIN
2/G/G4 Tensi to Belitnikoff...Incomplete...
3/G/G4 Tensi to Belitnikoff...Incomplete...
4/G/G4 Murdock to attempt FG....23 yard try...Good...FSU 3; GA. 0..Time 8:08 Elapsed...
Murdock kick off to Porterfield at G/4...Return to G/27

GEORGIA

1/10/G27 Hughes back to pass....Loss of 10 to G/17
2/20/G17 Hughes for 3 to G/20
3/17/G20 Faircloth punt to Bailey...Fair catch at 50...30 yard punt...

FSU

1/10/50 Ehler for 1 to G/49
2/10/G49 Tensi to Narramore for 2 to G47
3/7/G47 Tensi to Belitnikoff....Intercepted by Swinford at G/27...

GEORGIA

1/10/G27 Georgia pen. 5 yards for delay of game....
1/15/G22 Barber for 2 to G/24
2/13/G24 Porterfield for 5 to G/29
3/8/G29 Hughes to Nowicki...Low...Incomplete...
4/8/G29 Faircloth punt to Spooner at F30...No return...41 yard punt...

FSU

1/10/F30 Spooner stopped by Patton for loss of 4...
2/14/F26 Tensi to Belitnikoff for 11 yards to FSU...37...

END OF FIRST QUARTER

FSU 3

GA. 0

SECOND QUARTER

FSU BALL...

3/3/F37 Tensi to Belitnikoff for 3 to F40...FIRST DOWN (P)
 1/10/F40 Narramore for 5 to F45...
 2/5/F45 Tensi to Belitnikoff for 6 to G/49...FIRST DOWN (P)
 1/10/G49 Spooner for 2 to G/47
 2/8/G47 Tensi to Belitnikoff....Incomplete...
 3/8/G47 Tensi to Belitnikoff....Incomplete...
 4/8/G47 Pritchett punt to ~~Sp~~ G/16....Ball touched McFalls...McDowell Rec for FSU...
 FSU
 1/10/G16 Spooner for 3 to G/13
 2/7/G13 Spooner for 3 to G/10
 3/4/G10 Tensi to Narramore for 9 to G/1//FIRST DOWN (P)
 1/G/G1 Narramore for 1 and the TD.... FSU 9; GA 0...Time elapsed 4:42
 Murdock attempt PATT GOOD;;; FSU 10; GA. 0
 MURDOCK KICK OFF TO SWINFORD AT G/4...Return to G/21...

GEORGIA

1/10/G21 Taylor for 11 to G/32....FIRST DOWN... (R)
 1/10/G32 Hughes for 4 to G/36
 2/6/G36 5 to G41... (Hughes)
 3/1/G41 Hughes for 5 to G/46....FIRST DOWN (R)
 1/10/G46 Hughes for ~~Sp~~ 3 to G/49
 2/7/G49 Barber for 6 to F/45
 3/1/F45 Riddlehuber for 17 to F/28...FIRST DOWN (R)
 1/10/F28 Riddlehuber for loss of 1 to F/29
 2/11/F29 Hughes to Hodgson....Incomplete...
 3/11/F29 Hughes to Porterfield for 21 to F/8...FIRST DOWN (P)
 1/G/F8 ~~Bar~~ Barber for 2 to F/6
 2/G/F6 Taylor for 2 to F/4...
 3/G/F4 Riddlehuber for 4 and the TD....FSU 10; GA 6...Time elapsed 11:23...
 ETTER TO ATTEMPT PAT....GOOD.... FSU 10; GEORGIA 7....
 CRAWFORD KICK OFF TO SPOONER AT 1 YARD DEEP IN END ZONE...FUMBLE...
 Recovered...Return to F/5...

FSU

1/10/F5 Spooner for 2 to F/7
 2/8/F7 Spooner for NO GAIN...
 3/8/F7 Na rramore for 4 to F/11//
 4/4/F11 Pritchett punt to Swinford at G/46...Return to F/44... HOLDING AGAINST FSU..
 4/10/F5 Pritchett punt to SWINFORD AT F/40 Return to F/36...GA pen 15 for
 Roughing kicker.... FSU keeps ball...
 1/10/F20 Tensi for 3 to F23...
 2/7/F23 Green for NO GAIN...
 3/7/F23 ~~XXXXX~~ Florida pen 5 for delay of GAME...
 3/12/F18 Narramore for NO GAIN.....

END OF SECOND QUARTER....

FLORIDA STATE 10

GEORGIA 7

THIRD QUARTER : SCORE --- FSU 10; GA. 7

CRAWFORD KICK OFF TO IN AND OUT OF END ZONE...

XXXX FSU BALL AT F/20

FSU

1/10/F20

Spooner for 3 to F23

2/7/F23

Tensi Floyd for 4 to F/27

3/3/F27

Tensi to Spooner Incomplete....

4/3/F27

Pritchett pun punt to Swinford at G/35... No return....

GEORGIA

1/10/G35

Taylor for loss of 1....

2/11/G34

Taylor for 9 to E43

3/2/E43

Porterfield for 3 to E46....FIRST DOWN (R)

1/10/E46

Ridlehuber for 6 to F/48

2/4/F48

Taylor for 9 to F/39....FIRST DOWN (R)

1/10/F39

Ambrester for 3 to F/36

2/7/F36

Ridlehuber to Nowicki....Incomplete....GA Pen. 15 yards for holding... G/49

2/22/G49

Hughes back to pass....Caught for loss of ~~for~~ 5 to G/44....

3/27/G44

Faircloth punt Bibent...Fair Catch at G/49 ~~47 yard punt~~ FSU 14

FSU

1/10/F14

Spooner for NO GAIN....

2/10/F14

Narramore for 8 to F/22 ..BUT FSU PEN HALF DISTANCE TO F/10//

2/14/F10

Spooner for 1 to F/11

3/13/F11

Tensi to Dawson....Dropped....

4/13/F11

Pritchett punt ~~out~~ out of bounds at F/49

GEORGIA

1/10/F49

Ridlehuber to Ambrester to F/31...for 18 yards...BUT Ga. pen 15 from F/40 to G/46... FIRST DOWN (P)

1/15/G46

Hughes rolls to right for loss of 3 to G/43...

2/18/G43

Ridlehuber back to pass...loss of 10 to G/33...

3/28/G33

Faircloth punt dead to F/23.....45 yard punt...F/23

FSU

1/10/F23

Tensi to Belitnikoff for 33 yards to G/44....FIRST DOWN (P)

1/10/G44

Tensi to Belitnikoff for 6 to G/38...

2/4/G38

Narramore for 2 to G/36...BUT GA. Pen 15 FIRST DOWN (Pn)

1/10/G21

Tensi to Floyd for 5 to G/16

2/5/G16

Tensi to Belitnikoff....Incomplete....BUT FSU Pen 15 ~~at~~ to G/31

2/20/G31

Green for 2 to G/29...

3/18/G29

Tensi to Belitnikoff....Incomplete...

4/18/G29

MURDOCK FOR FG ATTEMPT...47 yard try....NO GOOD....

GEORGIA

1/10/G20

Taylor for NO GAIN....

2/10/G20

Ridlehuber for 80 yards and the TD....BUT GA Pen..HALF THE DISTANCE... for holding.... TO GA/10

2/20/G10

GA. pen 5 yards offside...

2/25/G5

Hughes for 17 to G/22...

3/8/G22

Hughes for NO GAIN....

4/8/G22

Faircloth punt Spooner at F/20...58 yard punt...

FSU

1/10/F20

Spooner for 4 to F/24....Recovered by Georgia by McFalls....

END OF THIRD QUARTER...

FSU 10

GA. 7

FOURTH QUARTER ; SCORE: FSU 10; GA. 7.....

GEORGIA'S BALL

1/10/F22 Riddlehuber for 4 to F/18...
2/5/G18 Hughes for 2 to F/16...
3/4/F16 Barber for 5 to F/11....FIRST DOWN...(R)
1/10/F11 Barber for 3 to F/8...
2/7/F8 Riddlehuber for 1 to F/7...
3/6/F7 Barber for 7 and the TD...FIRST DOWN.... SCORE GA: 13; FSU 10..
Time elapsed 2:47 in FOURTH QTR...
ETTER FOR PAT GOOD; GEORGIA 14; FSU 10...
CRANFORD KICK OFF TO SPOONER AT F/5...Return to F/21... 15 yard return..

FSU

1/10/F21 Na rramore for 7 to F/28...
2/3/F28 Tensi to Belitnikoff....Dropped...
3/3/F28 Tensi to Belitnikoff for 11 yards...FIRST DOWN (P)
1/10/F39 Na rramore for 5 to F/14...
2/5/F14 Spooner for 3 to F/47
3/1/F47 Na rramore for 3 to 50....FIRST DOWN (R)
1/10/50 Green for loss of 3 to F/47...Varnado Stopped...
2/13/F47 Tensi to Dawson for 9 yards to G/41...
3/5/G41 Tensi to Floyd....Incomplete...
4/5/G41 Tensi to Belitnikoff for 13 yards to GA/31...FIRST DOWN (P)
1/10/G31 Spooner for 11 to GA/20...FIRST DOWN (R)
1/10/G20 Tensi to Belitnikoff for 20 yards and the TD... FIRST DOWN (P)...
FSU 16; GA. 14...Time elapsed...8:39...
MURDOCK FOR EP....GOOD....FSU 17; GA. 14...
MURDOCK KICK OFF to Swinford in End Zone....NO RETURN...

GEORGIA

1/10/G 20 Riddlehuber to Ambrester for 5 to G/25
2/4/G25 Taylor for 3 to G/28...
~~2/28~~ 3/2/G28 Barber for 3 to G/31...FIRST DOWN (R)
1/10/G31 Hughes for ~~for 5 to Ga. 36~~
~~2/28~~
2/5/G36 Riddlehuber for 5 to Ga/41...FIRST DOWN (R)
1/10/G41 Ambrester for 4 to Ga/45...
2/6/G45 Barber for 4 to Ga/49
3/2/G49 Barber for 1 to F/49...
4/1/F49 Barber for 2 to F/48...BUT GA. offsides... Pen 5 to G/46...
4/6/G46 Hughes to Hodgson....Incomplete.....
FSU TAKES OVER

FSU

1/10/G46 Pritchett for loss of 4 to 50...
2/14/50 Pritchett to Belitnikoff...Incomplete...
3/14/50 Narra more for 1 to G/49....
4/13/G49 Pritchett punt Swinford in end zone...Return to G/28... 1

GEORGIA

1/10/G1 Hughes to Porterfield....Incomplete...
2/10/G1 Hughes to Porterfield....Incomplete...
3/10/G1 Riddlehuber to Porterfield....Incomplete...
4/10/G1 Faircloth punt to G/46...45 yared punt....

FSU

1/10/G46 Pritchett for 4 to G42...
2/6/G42 Pritchett for 1 to G/21..... END OF GAME.....

FSU 17

GA 14

GEORGIA (14)

LE -- Nowicki, Varnado
 LT -- Rissmiller, Patton
 LG -- Steely, Darden
 C -- E. Davis, Glass,
 RG -- Denny, Phillips,
 RT -- J. Wilson, Evans, Cooley
 RE -- Hodgson, B. Wilson, Richter
 QB -- Hughes, Burson, Riddlehuber, Hemicatt, Etter
 LH -- Barber, Taylor, Swinford
 RH -- Porterfield, McFalls, S. Crawford
 FB -- Ambrester, Dukes, Dickens, Faircloth

FLORIDA STATE (17)

LE -- Floyd, D'Allessandro
 LT -- Williams, E. F. Pennie
 LG -- Avezzano, Herman
 C -- Edwards, Shinholser
 RG -- MacKenzie, McDowell
 RT -- West, Sumner
 RE -- Dawson, Wettstein
 QB -- Tensi, Massey, Pritchett
 LH -- Spooner, Bibent, Green
 RH -- Biletnikoff, Bailey
 FB -- Narramore, Ehler, Murdock

Through

GEORGIA	0	7	0	7	-- 14
FLA. ST.	3	7	0	7	-- 17

Georgia Scoring: TD -- Riddlehuber (4-yd rush); Barber ~~Shinholser~~ (7-yd rush). PATS--Etter 2.

FSU Scoring: TD -- Narramore (1-yd rush); Biletnikoff (20-yd pass from Tensi); PATS--Murdock 2. Field Goal: Murdock (23-yards).

Attendance: 31,000.

17 Oct. 1964

FINAL TEAM FOOTBALL STATISTICS

	Georgia	FSU
First Downs Rushing	11	3
First Downs Passing	3	9
First Downs by Penalties	0	2
TOTAL FIRST DOWNS	14	14
Number Attempts Rushing	50	31
Yards Gained Rushing	199	165
Yards Lost Rushing	32	13
NET YARDS GAINED RUSHING	167	92
Number Passes Attempted	11	25
Number Passes Completed	5	14
Number Passes Had Intercepted	0	1
NET YARDS GAINED PASSING	73	193
Number Plays Rushing and Passing	61	56
TOTAL OFFENSE YARDAGE	240	285
Number Opponents Passes Intercepted	1	0
NET YARDS INTERCEPTIONS RETURNED	0	0
Number Times Punted	6	4
Number Punts Had Blocked	0	0
PUNTING AVERAGE, YARDS	43.5	39.3
Number Punts Returned	1	0
NET YARDS PUNTS RETURNED	1	0
Number Kickoffs Returned	3	1
NET YARDS KICKOFFS RETURNED	72	5
Number Times Penalized	8	4
TOTAL YARDS PENALIZED	85	37
Number Times Fumbled	3	2
NUMBER OWN FUMBLES LOST	2	1

Scoring: Ga. Riddlehuber - TD - 44D / ASU. Murdock Fld. 234D.
Barber - TD - 74D / NARRMORE - TD - 14D.
Ether Pat - 2 / Beletnikoff - TD - 145 - 204D Tens.
 Attendance: 31,000 Weather: Fair 75°
MURDOCK - PAT - 2

GEORGIA GAME - Tackles

Hermann	10 Tackles	6 Assists	6 MT	
Massey	10	2	1	
McDowell	8	10	1	2 RBI
Shinholser	8	2	3	
Pennie	6	6	3	
Sumner	5	6	1	
Wettstein	5	3	1	
D'Alessandro	5	3	1	
Ehler	4	2	2	1
Bailey	3	3	7	
Bibent	2	7	4	
Edwards		1		
Murdock			2	
			<hr/>	
			32 MT	