

SUMMARY OF FOOTBALL GAME STATISTICS — Visiting Team

Visiting Team FLORIDA STATE First Downs: (Rush) 4 (Pass) 7 (Pen.) 0 Total 11 Penalties Against: (No.) 7 (Yards) 160 Own Fumbles: (No.) 0 (Lost) 0

(Don't Use) NCAB CODE	PLAYER	RUSHING				FORWARD PASSING					TOTAL OFFENSE		RECEIVING				INT. RETURNS		PUNTING			PUNT RETURNS		K.O. RETURNS		SCORING								
		Times Carried	Yards Gain	Yards Loss	Net Gain	No. Att.	No. Comp.	Had Int.	Net Gain	Scoring		Total Plays	Net Gain	No. Caught	Yards Gain	TD's	No. Inter.	Yards Return	Times Kicked	Yards Kicked	Blkd.	Number Returns	Yards Return	Number Returns	Yards Return	Touch- downs	X Pts. Kick		Other X Pts.		Field Goals		Points	
										TD's	Conv.																Att.	Made	Att.	Made	Att.	Made		
	GIARDINO	A 12	37	0	37	B						C 12	37	D 1	6	0	E		F			G		H		S 1								6
	SPOONER	A 20	76	2	74	B						C 20	74	D			E		F			G		H 2	39	S								
	GREEN	A 2	10	0	10	B						C 2	10	D 1	12	0	E		F			G		H		S								
	NARRAMORE	A 3	4	0	4	B						C 3	4	D			E		F			G		H		S								
	TENSI	A				B 22	13	1	149	0	0	C 22	149	D			E		F			G		H		S								
	PRITCHETT	A				B 1	0	0	0	0	0	C 1	0	D			E		F 4	139	0	G		H		S								
	FLOYD	A				B						C		D 8	108	0	E		F			G		H		S								
	WETTSTEIN	A				B						C		D 1	6	0	E		F			G		H		S								
	DAWSON	A				B						C		D 1	11	0	E		F			G		H		S								
	REVELL	A				B						C		D 1	6	0	E		F			G		H		S								
	BAILEY	A				B						C		D			E 1	13	F			G		H		S								
	MURDOCK	A				B						C		D			E		F			G		H		S 0	1	1	0	0	3	2	7	
		A				B						C		D			E		F			G		H		S								
		A				B						C		D			E		F			G		H		S								
		A				B						C		D			E		F			G		H		S								
		A				B						C		D			E		F			G		H		S								
		A				B						C		D			E		F			G		H		S								
		A				B						C		D			E		F			G		H		S								
		A				B						C		D			E		F			G		H		S								
		A				B						C		D			E		F			G		H		S								
		A				B						C		D			E		F			G		H		S								
	TEAM TOTALS	A 37	127	2	125	B 23	13	1	149	0	0	C 60	274	D 13	149	0	E 1	13	F 4	139	0	G 0	0	H 2	39	S 1	1	1	0	0	3	2	13	

Opponents UNIV. OF HOUSTON First Downs: (Rush) 11 (Pass) 4 (Pen.) 1 Total 16 Penalties Against: (No.) 5 (Yards) 39 Own Fumbles: (No.) 1 (Lost) 1

Enter Here Team Totals From Home Team Summary	RUSHING				FORWARD PASSING					TOTAL OFFENSE		RECEIVING			INT. RETURNS		PUNTING			PUNT RETURNS		K.O. RETURNS		SCORING								
	Times Carried	Yards Gain	Yards Loss	Net Gain	No. Att.	No. Comp.	Had Int.	Net Gain	Scoring		Total Plays	Net Gain	No. Caught	Yards Gain	TD's	No. Inter.	Yards Return	Times Kicked	Yards Kicked	Blkd.	Number Returns	Yards Return	Number Returns	Yards Return	Touch-downs	X Pts. Kick	Other X Pts.	Field Goals		Points		
									TD's	Conv.																Att.	Made	Att.	Made		Att.	Made
HOME TEAM TOTALS	A 41	157	19	138	B 23	8	1	131	0	0	C 64	269	D 8	131	0	E 1	33	F 3	89	0	G 1	4	H 3	62	S 2	2	1	0	0	2	0	13

Date of Game Nov 7, 1964 Where Played RICE STADIUM Authenticated by [Signature] and [Signature]

ADDITIONAL STATISTICS

		Score by Quarters:	1st	2nd	3rd	4th	Total
Official Attendance	16,000	HOUSTON	0	0	0	13	13
Weather Conditions	COOL	EAST	0	3	10	0	13

PRINCIPAL INDIVIDUAL PLAYS

List **all** scoring plays; also non-scoring plays (including punts) gaining 50 yards or more, and all **missed field goal attempts**.

Under "type of play" indicate rush, pass, int. runback, punt runback, kickoff runback, punt or field goal. List tries-for-points as P.A.T. kick, P.A.T. rush or P.A.T. pass.

On pass play, give passer first, then receiver, and combined yardage of pass and run. Measure runbacks from goal line, if started in end zone. Measure field goal attempts from point of kick. All other plays are measured from line of scrimmage.

[illegible]

CONDENSED RULES FOR RECORDING FOOTBALL STATISTICS*

(Originated by the N.C.A.A. Football Rules Committee's Sub-committee on Football Statistics)

(Continued from back of Form 347-A)

SECTION 6 — PUNTS.

Article 1: Punts are measured from the line of scrimmage to the point of ultimate advance, if the ball remains in the field of play or goes out of bounds. (**Note** — "Ultimate advance" is the point where ball goes out of bounds, is downed, or is recovered by the defense.)

(Note — "Ultimate advance" of the punt shall be construed to include also any distance which a receiver of the punt may retreat toward his own goal before attempting to return up field. This interpretation gives greatest benefit to both the punter and the receiver, since excellence of the punt normally is responsible for retreat by the receiver. Thus "minus yards" should NOT be recorded under "punt returns.")

Article 2: When a punt goes over the goal line (a touchback), distance of the punt is measured from the line of scrimmage to the 20-yard line **only**, since this is the limit of the punt's value to the kicking team.

Article 3: If a receiver muffs a punt and the ball **continues toward his goal line**, the punt is measured to the point of recovery or ultimate advance, as defined above. If a receiver muffs a punt and the ball bounds back **toward the kicker's goal**, the punt is measured to the point of the muff (the point of ultimate advance), and the receiver is credited with a punt return and with the yards from the point of the muff to the point of recovery, regardless of which team recovers.

Article 4: A blocked punt is recorded as a **"team"** entry, and not charged against the individual kicker. Thus, in the case of a blocked punt which does not pass the line of scrimmage, enter the word **"team"** in lieu of kicker's name and charge one punt for NO yards, so the blocked punt **is included** under **"Times Kicked"** in team totals.

If the ball travels toward the kicker's goal and is recovered by the **blocking** team, the yardage is treated as a punt return by the player who blocked the kick. If the ball travels toward the kicker's goal and is recovered by the **kicking** team, the yardage is treated as a punt return by the player who blocked the kick — and the blocking team is charged with a fumble lost, except on fourth down.

SECTION 7 — KICK RETURNS.

Article 1: Only the number of punts and kickoffs which the receiving team actually attempts to return are included under kick returns, (*Exception* — Blocked kicks which travel toward the kicker's goal. See Article 4 of Section 6.)

Article 2: The return will be measured from the point where the returning player actually gains control of the ball to the point where the ball is declared dead, or is lost by fumble. There are **no** "minus yards" under kick returns (see note under Article 1 of Section 6).

Article 3: The return of an attempted field goal, which falls short and is returned by the defending team, is treated as a punt return.

SECTION 8 — FREE KICKS.

See Official Football Statisticians Manual.

SECTION 9 — GOALS FROM THE FIELD.

Successful goals from the field are measured from the point where the ball is kicked to the goal posts (to the goal line plus ten yards, since the goal posts are ten yards behind the goal line).

The distance of such kicks is recorded on form 347 only under "principal individual plays." If kick is unsuccessful, show yard line from which kicked, in lieu of distance.

SECTION 10 — POINTS AFTER TOUCHDOWN.

Article 1: A player attempting a try-for-point-after-touchdown by kicking is **not** charged with an attempt when a bad pass from center or a fumble by the ball holder, precludes an opportunity to kick. Such an unsuccessful attempt is charged to the "team," rather than to any individual player. However, if the ball is momentarily fumbled and then kicked, an attempt **is** charged to the individual kicker, regardless of the success or failure of the effort.

Article 2: The try-for-point-after-touchdown is made while time is out and **is not** recorded as a play from scrimmage (rush, pass or kick).

When a try-for-point-after-touchdown is by forward passing, the **passer** is charged (under SCORING) with the attempt, whether successful or not. If successful, the **receiver** is credited under SCORING with the conversion and points scored, and the **passer** is credited with a conversion under FORWARD PASSING.

Such a passing effort is recorded as a PAT attempt and is NOT recorded as a pass attempt or a pass reception.

SECTION 11 — SAFETIES.

No individual credit is recorded for any player on either team when a safety is scored. The team benefitting from the score is credited.

SECTION 12 — FUMBLES.

On any play **terminated** by a fumble, the yards involved to the point of recovery are credited or charged to the player who fumbled, regardless of which team recovers the fumble.

(Approved Ruling — On rushing play, ball carrier of Team A fumbles at the line of scrimmage and the ball travels 5 yards toward Team B goal line, before it is recovered by Team B. Player of Team A who fumbled is credited with rushing gain of 5 yards and Team A is charged with a fumble lost.)

***See the OFFICIAL FOOTBALL STATISTICIANS' MANUAL for complete rulings and interpretations.**

SUMMARY OF FOOTBALL GAME STATISTICS — Home Team

Home Team Urbair or Houston First Downs: (Rush) 11 (Pass) 4 (Pen.) 1 Total 16 Penalties Against: (No.) 5 (Yards) 32 Own Fumbles: (No.) 1 (Lost) 1

(Don't Use) NCAB CODE	PLAYER	RUSHING				FORWARD PASSING					TOTAL OFFENSE		RECEIVING			INT. RETURNS		PUNTING			PUNT RETURNS		K.O. RETURNS		SCORING								
		Times Carried	Yards Gain	Yards Loss	Net Gain	No. Att.	No. Comp.	Had Int.	Net Gain	Scoring TD's	Conv.	Total Plays	Net Gain	No. Caught	Yards Gain	TD's	No. Inter.	Yards Return	Times Kicked	Yards Kicked	Blkd.	Number Returns	Yards Return	Number Returns	Yards Return	Touch-downs	X Pts. Kick Att.	Made	Other X Pts. Att.	Made	Field Goals Att.	Made	Points
	POST	A 17	62	10	52	B						C 17	52	D 2	6	0	E		F			G		H 1	21	S 1							6
	THOMPSON	A 2	33	0	33	B						C 2	33	D			E		F			G		H		S							
	BURRIS	A 15	62	8	54	B 22	7	1	131	0	0	C 22	131	D			E		F			G 1	4	H 1	17	S 1	2	1	0	0	2	0	13
	SICOG	A 1	0	1	①	B 1	0	0	0	0	0	C 1	0	D			E		F			G		H		S							
	CAMINS	A				B						C		D 3	40	0	E		F			G		H		S							
	M. SPART	A				B						C		D 1	11	0	E		F			G		H 1	24	S							
	D. SPART	A				B						C		D 7	19	0	E		F			G		H		S							
	VENNIO	A				B						C		D 2	25	0	E		F			G		H		S							
	WRIGHT	A				B						C		D 4	8	0	E 1	33	F			G		H		S							
	ROPER	A				B						C		D			E		F 4	49	0	G		H		S							
		A				B						C		D			E		F			G		H		S							
		A				B						C		D			E		F			G		H		S							
		A				B						C		D			E		F			G		H		S							
		A				B						C		D			E		F			G		H		S							
		A				B						C		D			E		F			G		H		S							
		A				B						C		D			E		F			G		H		S							
		A				B						C		D			E		F			G		H		S							
		A				B						C		D			E		F			G		H		S							
	TEAM TOTALS	A 41	157	17	128	B 23	8	1	131	0	0	C 44	367	D 8	131	0	E 1	33	F 3	49	0	G 1	4	H 3	62	S 2	2	1	0	0	2	0	13

Opponents Florida State First Downs: (Rush) 4 (Pass) 7 (Pen.) 0 Total 11 Penalties Against: (No.) 7 (Yards) 60 Own Fumbles: (No.) 0 (Lost) 0

Enter Here Team Totals From Visiting Team Summary	RUSHING				FORWARD PASSING						TOTAL OFFENSE		RECEIVING			INT. RETURNS		PUNTING			PUNT RETURNS		K.O. RETURNS		SCORING							
	Times Carried	Yards Gain	Yards Loss	Net Gain	No. Att.	No. Comp.	Had Int.	Net Gain	Scoring		Total Plays	Net Gain	No. Caught	Yards Gain	TD's	No. Inter.	Yards Return	Times Kicked	Yards Kicked	Blkd.	Number Returns	Yards Return	Number Returns	Yards Return	Touch- downs	X Pts. Kick		Other X Pts.		Field Goals		Points
									TD's	Conv.																Att.	Made	Att.	Made	Att.	Made	
VISITING TEAM TOTALS	A				B						C		D			E		F			G		H		S							

HOUSTON vs FLORIDA STATE

RICE STADIUM • NOV. 7, 1964 • 2:00 P.M.

OFFICIAL PROGRAM • FIFTY CENTS



NCAA  Member

— HOMECOMING —

FLORIDA STATE UNIVERSITY



DR. GORDON W. BLACKWELL
President



VAUGHN MANCHA
Athletic Director



RONALD MELTON
Athletic Business Manager




BILL PETERSON
Head Football Coach

Florida State Coaching Staff




Florida State's newest classroom building






BILL MOREMAN


FLORIDA STATE UNIVERSITY



JIM MANKINS




DAVID PITTS




FRED BILETNIKOFF



PHIL SPOONER



ED PRITCHETT




ELTON REVELL

Aerial view of Florida State University Campus, Tallahassee, Florida







JACK SHINHOLSER




HOWARD EHLER




DON FLOYD



WAYNE GIARDINO




DICK HERMANN




LEE NARRAMORE




LES MURDOCK




JACK EDWARDS




BILL DAWSON



GEORGE D'ALESSANDRO




MAURY BIBENT



DEL WILLIAMS



TOM WEST




MAX WETTSTEIN




STEVE TENSI




AVERY SUMNER




WINFRED BAILEY



JOHN STEVENS




FRANK PENNIE



WAYNE McDUFFIE




JIM MASSEY




DALE MACKENZIE



LARRY GREEN



BILL McDOWELL



JOE PETKO

University of Houston

OFFENSE

LE	22	Mike Spratt	80	Don Petty
LT	66	Wilbert Patterson	79	John Adams
LG	78	Charlie Fowler	70	Jim Brasher
C	55	Barry Sides	51	Jim Broussard
RG	64	Calvin Enderli	67	Rich Stotter
RT	72	Gus Brezina	73	Mike Landry
RE	24	Dick Spratt	87	Danny Smith
QB	16	Bo Burris	12	Preasley Cooper
LH	26	Dick Post	33	Larry Lantzzy
RH	30	Dennis Collins	45	Bill Dennis
FB	82	Mickey Don Thompson	32	Robbie Williams

DEFENSE

LE	88	Horst Paul
LT	75	Ray Dudley
LG	69	Don Caballero
RG	61	Charles Guerrant
RT	71	Paul Otis
RE	81	Carl Cunningham
LLB	84	Mike Payte
RLB	41	Joe Rafter
LH	10	Tim Wright
RH	21	Bill Smith
S	42	Wally Ludtke

HOUSTON SPECIALISTS:

Punters — 12 Preasley Cooper
24 Dick Spratt
Placekickers — 16 Bo Burris
86 Jim Dyar
Team Captain: 88 Horst Paul

Florida State

OFFENSE

LE	81	Don Floyd	88	Cliff Gunter
LT	70	Del Williams	64	David Braggins
LG	51	Joe Avezzano	60	Larry Williamson
C	55	Jack Edwards	54	John Stephens
RG	75	Dale MacKenzie	69	Ed Pope
RT	76	Tom West	77	Bob Mangan
RE	83	Bill Dawson	80	John Wachtel
QB	13	Steve Tensi	16	Ed Pritchett
LH	27	Phil Spooner	20	Larry Green
RH	25	Fred Biletnikoff	24	Elton Revell
FB	40	Lee Narramore	29	Joe Petko

DEFENSE

LE	89	Max Wettstein
LT	73	Avery Sumner
MG	61	Jack Shinholser
RT	79	Frank Pennie
RE	84	George D'Allessandro
LB	66	Dick Hermann
LB	63	Bill McDowell
LC	43	Howard Ehler
RC	22	Maury Bibent
LH	28	Winfred Bailey
RH	14	Jim Massey

FLORIDA STATE SPECIALISTS:

Punters — 16 Ed Pritchett
85 John Hossack
Placekicker — 42 Les Murdock
Team Co-Captains:
25 Fred Biletnikoff
83 Bill Dawson

HOUSTON COACHING STAFF: Bill Yeoman, head coach. Assistants: Tom Boisture, Melvin Brown, Jimmy Dickey, Chuck Fairbanks, Bobby Gill, J. D. Roberts, and Carroll Schultz.

FLORIDA STATE COACHING STAFF: Bill Peterson, head coach. Assistants: Don James, Bill Crutchfield, John Coatta, Bob Harbison, Bobby Bowden, Don Powell, Ken MacLean, Bill Proctor. Trainer: Don Fauls.

GAME OFFICIALS: Referee - Homer Fuller (Missouri Valley), Umpire - R. L. Patey (Southeastern), Linesman - Warren Hodges (Missouri Valley), Judge - Paul Sprayberry (Southeastern), and Back Judge - John O'Neill, Atlanta, Ga.

Florida State

NUMERICAL ROSTER

12	Tony Gero, QB, So, 20, 5-10, 183, Madison, N.J.
13	Steve Tensi, QB, Sr, 21, 6-5, 194, Cincinnati, Ohio
14	Jim Massey, QB, Jr, 21, 5-11, 181, Cairo, Ga.
15	Pat Conway, HB, So, 19, 5-10, 186, Sanford, Fla.
16	Ed Pritchett, QB, Jr, 23, 6-2, 185, Decatur, Ga.
20	Larry Green, HB, So, 19, 5-10, 181, Cairo, Ga.
21	Donovan Jones, HB, So, 19, 6-1, 193, Lakeland, Fla.
22	Maury Bibent, HB, Jr, 21, 6-0, 188, Cincinnati, Ohio
23	Wayne Giardino, FB, So, 20, 5-10, 190, West Palm Beach, Fla.
24	Elton Revell, HB, So, 20, 6-0, 176, Tallahassee, Fla.
25	Fred Biletnikoff, HB, Sr, 21, 6-1, 192, Erie, Pa.
26	Bill Campbell, HB, So, 19, 5-9, 180, Tampa, Fla.
27	Phil Spooner, HB, Jr, 20, 5-11, 182, Fort Myers, Fla.
28	Winfred Bailey, HB, Sr, 22, 6-0, 183, Atlanta, Ga.
29	Joe Petko, HB, Jr, 21, 5-9, 185, Cincinnati, Ohio
40	Lee Narramore, FB, So, 19, 5-10, 209, Pensacola, Fla.
41	Bob Menendez, HB, So, 19, 5-10, 185, Key West, Fla.
42	Les Murdock, FB, Sr, 23, 6-2, 233, Hollywood, Fla.
43	Howard Ehler, FB, Jr, 20, 6-1, 195, Tavares, Fla.
44	Jim Mankins, FB, Jr, 20, 6-2, 228, King City, Calif.
51	Joe Avezzano, G, Jr, 20, 6-2, 228, Miami, Fla.
53	David Pitts, C, So, 20, 5-9, 223, Blountstown, Fla.
54	John Stephens, C, So, 18, 6-1, 198, Tallahassee, Fla.
55	Jack Edwards, C, Sr, 21, 6-1, 217, Tampa, Fla.
60	Larry Williamson, G, So, 19, 5-11, 200, Macon, Ga.
61	Jack Shinholser, C, Jr, 22, 6-1, 212, Tampa, Fla.
62	Howard Lurie, G, Jr, 20, 6-0, 205, Northridge, Calif.
63	Bill McDowell, G, Jr, 20, 6-1, 201, Tallahassee, Fla.
64	David Braggins, T, So, 19, 6-2, 226, Lake Wales, Fla.
66	Dick Hermann, G, Sr, 22, 6-0, 200, Marianna, Fla.
68	Joe Parrish, G, Jr, 21, 6-1, 194, Auburndale, Fla.
69	Ed Pope, G, So, 20, 6-1, 196, Waycross, Ga.
70	Del Williams, T, So, 18, 6-2, 213, Live Oak, Fla.
73	Avery Sumner, T, Sr, 22, 6-2, 219, Adel, Ga.
74	Jay Mac Matthews, T, So, 20, 6-1, 219, Chiefland, Fla.
75	Dale MacKenzie, G, Sr, 21, 6-2, 218, Clearwater, Fla.
76	Tom West, T, Sr, 21, 6-4, 216, Headland, Ala.
77	Bob Mangan, T, Jr, 22, 6-1, 222, Atlanta, Ga.
78	Charles Pennie, T, So, 19, 6-4, 221, Hollywood, Fla.
79	Frank Pennie, T, Jr, 21, 6-4, 242, Hollywood, Fla.
80	John Wachtel, E, Sr, 22, 6-1, 203, Massillon, Ohio
81	Don Floyd, E, Sr, 22, 6-1, 195, Madison, Fla.
82	Wayne McDuffie, E, So, 19, 6-2, 198, Hawkinsville, Ga.
83	Bill Dawson, E, Sr, 21, 6-3, 220, Valdosta, Ga.
84	George D'Allessandro, E, Jr, 21, 5-10, 195, Fort Myers, Fla.
85	John Hossack, HB, So, 19, 5-11, 192, Miami, Fla.
86	Bud Blankenship, E, So, 20, 6-3, 200, Atlanta, Ga.
87	Terry Garvin, E, Jr, 21, 5-11, 190, Pensacola, Fla.
88	Cliff Gunter, E, Sr, 22, 6-3, 187, Dothan, Fla.
89	Max Wettstein, E, Jr, 20, 6-3, 206, Leesburg, Fla.

University of Houston

1964 UNIVERSITY OF HOUSTON NUMERICAL FOOTBALL ROSTER

NO.	NAME	POS	AGE	HT	WT	CLASS	EXP.	H.S. COACH	HOMETOWN
10	Tim Wright	SE	19	5-10	170	Jr	1VL	Tom Hardin	Benton, Ark.
11	Dick Woodall	QB	19	6-1	180	So	FN	Howard Allen	Houston
12	Preasley Cooper	QB	20	6-0	181	Jr	1VL	Jim Payne	Odessa
14	Mike Barbour	QB	19	5-10	179	So	FN	Gene O'Reagan	Houston
15	Jack Skog	QB	21	6-2	186	Sr	2VL	Elwood Kettler	Nederland
16	Bo Burris	QB	19	6-2	186	So	FN	Harden Cooper	Lake Jackson
20	Joe Lopasky	LH	23	5-10	210	Sr	2VL	Ed Edwards	Lehman, Pa.
21	Billy Smith	RH	22	6-1	179	Sr	2VL	Vernon Vick	Vidor
22	Mike Spratt	SE	21	5-10	165	Jr	1VL	Wayne Wilshire	Sharyland
23	Bill Sopko	FB	20	5-10	187	So	FN	Dick Brown	New Kensington, Pa.
24	Dick Spratt	RH	19	5-11	175	So	FN	Marvin Francis	Sharyland
25	George Hamilton	RH	21	5-11	175	So	SQD	Gene Shannon	New London
26	Dick Post	LH	19	5-9	184	So	FN	Jim Duke	Pauls Valley, Okla.
27	Mack Parker	FB	20	5-10	185	So	FN	Harden Cooper	Freeport
30	Dennis Collins	LH-FB	21	5-10	205	So	SQD	Bud McCourt	Riverview, Mich.
31	Rocky Hernandez	FB	22	5-11	204	Sr	1VL	Tom Daniel	Kerrville
32	Robbie Williams	LH	19	6-3	199	So	FN	Phil Koonce	Texas City
33	Larry Lantzy	LH	21	5-9	183	Jr	SQD	Tom Boisture	Detroit, Mich.
37	Bob Mannis	SE	20	6-0	175	So	FN	Gene O'Pella	Philadelphia, Pa.
40	Jim Combs	SE	20	5-11	166	So	SQD	J. W. Coats	El Paso
41	Joe Rafter	FB	20	6-1	197	Jr	1VL	J. Lauletta	Philadelphia, Pa.
42	Wally Ludtke	RH	21	6-0	175	Sr	2VL	A. T. Roberts	Clifton
43	Anson Jones	SE	20	6-2	182	So	SQD	Alan Neveux	Houston
44	Stan Castiglione	LH	20	5-10	182	So	SQD	David Brazil	Redford, Mich.
45	Bill Dennis	RH	19	5-11	183	So	FN	Joe Vadini	Brecksville, Ohio
47	Mike Tracy	RH	19	5-11	165	So	FN	Harden Cooper	Lake Jackson
51	Jim Broussard	C	20	5-11	202	Jr	1VL	Wilfred Moore	Pt. Neches
52	David Childers	C	19	6-1	210	So	FN	Tom Pruett	Victoria
54	Will Allen	C	20	6-1	212	Jr	1VL	Bill Cook	Houston
55	Barry Sides	C	19	6-1	204	So	FN	Darrell Tully	Spring Branch
56	Benny Miles	RT	20	5-11	204	So	FN	Chuck Curtis	Jacksboro
57	Johnny Jones	LG	21	5-9	199	Jr	SQD	Pete Ragus	Corpus Christi
61	Charles Guerrant	RG	20	5-9	207	Jr	SQD	Charles Churchill	Galveston
62	Ronnie George	LG	19	6-1	202	So	FN	Harden Cooper	Lake Jackson
64	Calvin Enderli	RG	20	5-9	205	Jr	1VL	Paul Smith	Galena Park
65	Norman Oates	RG	21	6-2	202	Sr	SQD	Bill Fowler	Waco
66	Wilbert Patterson	LT	22	6-2	212	Sr	2VL	Harden Cooper	Brazosport
67	Richard Stotter	RG	19	5-11	210	So	FN	Ignatious Santa	Cleveland, Ohio
68	Billy Jones	RG	19	6-0	199	So	FN	Bill Hamrick	Richmond
69	Don Caballero	LG	21	6-0	187	Jr	SQD	Joe Fertitta	Galveston
70	James Brasher	RT	20	6-1	238	Jr	1VL	Jerry Sessoms	San Angelo
71	Paul Otis	RT	20	6-3	229	So	FN	Dan Hooks	Channelview
72	Gus Brezina	LG	21	6-1	232	Sr	2VL	Gene Stogner	Louise
73	Mike Landry	RE-RT	21	6-3	215	Jr	1VL	C. E. Underwood	Port Arthur
74	Sherwood Lucas	LT	19	6-2	214	So	FN	Milton Hild	Mercedes
75	Ray Dudley	RT	21	6-1	235	Jr	1VL	Dick Sheffield	Jacksonville
76	Ken Bergquist	RT	20	6-5	227	Jr	1VL	Hank Watkins	McAllen
77	Dave McCandless	LT	19	6-1	215	So	FN	Arthur Bernardi	Butler, Pa.
78	Charlie Fowler	RG	19	6-2	240	So	SQD	Ralph Brown	Hendersonville, Tenn.
79	John Adams	LT	19	6-1	216	So	FN	Harden Cooper	Freeport
80	Don Petty	FB-E	20	6-3	208	Jr	1VL	Jim Gray	Longview
81	Carl Cunningham	LE	20	6-3	201	So	SQD	Les Burton	Houston
82	Mickey D. Thompson	RH-E	20	6-1	197	Jr	1VL	Mickey Myer	Carlisle
84	Mike Payte	RE	20	6-0	184	Jr	1VL	Ed Dawson	Odessa
85	Jesse Jenkins	RE	20	6-2	210	So	FN	Bud McCourt	Riverview, Mich.
86	Jim Dyar	RT-E	20	6-3	220	So	FN	Morris Higginbotham	Enterprise, Ala.
87	Danny Smith	LE	20	6-1	197	So	SQD	Emmett Nolan	Tulsa, Okla.
88	Horst Paul	RE	22	6-1	202	Sr	2VL	Fred Wier	Copperas Cove

1964 SCHEDULE

(Series results and last year played in parentheses)

Sept. 12 - Trinity at Houston, 8 p.m. (1-3-1) 1950
 Sept. 19 - Auburn at Auburn, Ala., 2 p.m. (0-3-0) 1963
 *Sept. 25 - Texas A&M at Houston, 8 p.m. (4-5-3) 1963
 Oct. 3 - Mississippi at Oxford, Miss., 2 p.m. (0-11-0) 1963
 Oct. 10 - Tulsa at Houston, 8 p.m. (7-7-0) 1963
 Oct. 17 - Open
 Oct. 24 - Mississippi State at State College, Miss., 2 p.m. (2-3-0) 1963
 Oct. 31 - Open
 Nov. 7 - Florida State at Houston, 2 p.m. (3-0-0) 1962 (Homecoming)
 Nov. 14 - Penn State at Houston, 8 p.m. (0-0-0)
 Nov. 21 - Open
 Nov. 28 - Cincinnati at Houston, 2 p.m. (6-0-0) 1962
 *Friday night game in Jeppesen Stadium. All other home games are on Saturday in Rice Stadium.

PRONUNCIATION GUIDE

Brasher - BRAY shear
 Brezina - Breh ZEE nah
 Castiglione - CASS tig lee own
 Guerrant - Ger RANT
 Lopasky - Low PASS key
 Ludtke - LUD key
 Skog - SKAHG

ALPHABETICAL ROSTER

79	John Adams, lt	20	Joe Lopasky, lh
54	Will Allen, c	74	Sherwood Lucas, lt
14	Mike Barbour, qb	42	Wally Ludtke, rh
76	Ken Bergquist, rt	37	Bob Mannis, se
70	James Brasher, rt	77	Dave McCandless, lt
72	Gus Brezina, lg	56	Benny Miles, rt
51	James Broussard, c	65	Norman Oates, rg
16	Bo Burris, qb	71	Paul Otis, rt
69	Don Caballero, lg	27	Mack Parker, fb
44	Stan Castiglione, lh	66	Wilbert Patterson, lt
52	David Childers, c	*88	Horst Paul, re
30	Dennis Collins, lh	84	Mike Payte, re
40	Jim Combs, se	80	Don Petty, fb-e
12	Preasley Cooper, qb	26	Dick Post, lh
81	Carl Cunningham, le	41	Joe Rafter, fb
45	Bill Dennis, rh	55	Barry Sides, c
75	Ray Dudley, rt	15	Jack Skog, qb
86	Jim Dyar, rt	21	Bill Smith, rh
64	Calvin Enderli, rg	87	Danny Smith, le
78	Charlie Fowler, rg	23	Bill Sopko, fb
62	Ronnie George, lg	22	Mike Spratt, se-hb
61	Charles Guerrant, rg	24	Dick Spratt, rh
25	George Hamilton, rh	67	Richard Stotter, rg
31	Rocky Hernandez, fb	47	Mike Tracy, rh
85	Jesse Jenkins, re	82	Mickey Don Thompson rh-e
43	Anson Jones, se	32	Bobbie Williams, lh
68	Billy Jones, rg	11	Dick Woodall, qb
57	Johnny Jones, lg	10	Tim Wright, se-hb
73	Mike Landry, re-t		
33	Larry Lantzy, lh		

* Captain

THE CAPTAINS: Dawson and Hermann (Florida State); Paul (Houston)

THE TOSS: Fla. State wins and will defend north goal; Houston will receive

THE WEATHER: Wind NW, 14 mph; Temp- 76 deg.; Humidity- 45 per cent

HOUSTON FLA. ST.

Murdeck kicks off; Spratt returns 24 yds.

HOUSTON

H 25, 1-10 - Burris pass complete to Collins, 16 yds. (Bailey) - 1st

H 41, 1-10 - FS penalized 5 yds. offsides

H 46, 1-5 - Pest right end, 11 yds. (Herman) - 1st

F 43, 1-10 - Thompson, 3 yds. (Pennie)

F 40, 2-7 - Thompson left end, 9 yds. (McDowell) - 1st

F 31, 1-10 - ~~Thompson right end~~ Houston penalized 15 yds., holding

F 46, 1-25 - Burris pass for Thompson incomplete

F 46, 2-25 - Burris pass complete to Spratt (Mike), 24 yds

F 22, 3-1 - Pest right end, 3 yds. (McDowell) - 1st

F 19, 1-10 - Pest right end, no gain (Garvin)

F 19, 2-10 - Burris pass for M Spratt incomplete

F 19, 3-10 - H penalized 5 yds procedure

F 24, 3-15 - Burris pass for D. Spratt incomplete

F 24, 4-15 - Burris field goal attempt from F 30, short

FLA. ST.

F 20, 1-10 - Giardine left side, 2 yds.

F 22, 2-8 - Speener right side, 10 yds. (Luedtke) - 1st

F 32, 1-10 - Speener left side, 4 yds. (Guerrant)

F 36, 2-6 - Giardine left side, 4 yds. (Rafter)

F 40, 3-2 - Tensi pass complete to Floyd, 10 yds. (Rafter) - 1st

50, 1-10 - Speener right side, 2 yds. (Payte)

H 48, 2-8 - Tensi pass complete to Floyd, 24 yds. (Luedtke) - 1st

H 24, 1-10 - Giardine left side, no gain (Guerrant)

H 24, 2-10 - Tensi pass for Wettstein incomplete (Wright)

H 24, 3-10 - Green right end, 7 yds.

H 17, 4-3 - Speener right side, 1 yd. (G. Brezina)

HOUSTON

H 16, 1-10 - Pest right side, 3 yds. (Summer)

H 19, 2-7 - Pest right end, lost 7 yds. (Garvin)

H 12, 3-14 - Burris pass for D. Spratt incomplete

H 12, 4-14 - Ceoper punts 29 yds.; Bailey fair catch

FLA ST.

H 41, 1-10 - Tensi pass complete to Wettstein, 6 yds. (Paul)

H 35, 2-4 - Speener left end, 5 yds. (Ludtke) - 1st

H 30, 1-10 - Tensi pass complete to Floyd, 6 yds. (D. Spratt)

H 24, 2-4 - Speener right side, 6 yds. (Rafter) - 1st

H 18, 1-10 - Tensi pass for Floyd incomplete (D. Spratt)

H 18, 2-10 - Narramore left side, 1 yd. (Rafter)

H 17, 3-9 -

End of Quarter

Houston - 0 ; FLA. St. - 0

SECOND QUARTER

HOUSTON FLA. ST.

H 17, 3-9 - Tensi pass for Floyd incomplete
H 17, 4-9 - Murdeck kicks field goal from H 24 GOOD (34 yd. goal)
14:49 left -- FS-3; H-0
Murdeck kicks off; Pest returns 18 yds.

HOUSTON

H 31, 1-10 - Thompson right side, 5 yds.
H 36, 2-5 - Burris pass complete to Pest, 4 yds. (McDowell)
H 40, 3-1 - Burris keeps at center, 2 yds. --1st
H 42, 1-10 - Burris pass complete to Collins, 34 yds. --1st (Massey)
H 24, 1-10 - Thompson right side, 6 yds. (Massey)
F 18, 2-4 - Thompson, 2 yds. (Hermann)
F 16, 3-2 - Pest left side, 4 yds. -(Hermann)--1st
F 12, 1-10 - Burris keeps at center, ~~5 yds~~ 4 yds.
F 8, 2-6 - Pest, 1 yd. (Shinhelser)
F 7, 3-5 - Burris lost 1 yd. fumbles, Shinhelser recovers for FSU

FLA. ST.

F 8, 1-10 - Speener right side, 3 yds. (Otis)
F 11, 2-7 - Speener right side, 3 yds. (Payte)
F 14, 3-4 - Speener left side, no gain (Guerrant)
F 14, 4-4 - Pritchett punts 44 yds.; Burris returns 4 yds. (Edwards)

HOUSTON

H 47, 1-10 - Pest, no gain (Hermann)
H 47, 2-10 - H penalized 5 yds. procedure
H 42, 2-15 - Burris pass complete to D. Spratt, 19 yds. --1st
F 39, 1-10 - FSU penalized 5 yds. procedure
F 34, 1-5 - Burris right end, 12 yds. (McDowell) --1st
F 22, 1-10 - Thompson right side, 3 yds. (Shinhelser)
F 19, 2-7 - Thompson right side, 5 yds.
F 14, 3-2 - Pest right end, lost 2 yds. (Summer)
F 16, 4-4 - H penalized 5 yds. delay
F 21, 4-9 - Burris pass incomplete

FLA ST.

F 22, 1-10 - Narramore, 2 yds.
F 24, 2-8 - Narramore, left end, 1 yd. (Cunningham)
F 25, 2-7 - Green right end, 3 yds. (Paul)
F 28, 4-4 - Pritchett punts 35 yds. dead

HOUSTON

H 37, 1-10 - Burris pass ~~incomplete~~ for Thompson incomplete
H 37, 2-10 - Burris pass for Paul incomplete
H 37, 3-10 - Burris pass for D. Spratt incomplete (Massey)
H 37, 4-10 - Ceoper punts 36 yds. out of bounds

FLA ST

F 35, 1-10 - Tensi pass for Floyd incomplete (Smith)
F 35, 2-10 - Speener left end, lost 2 yds. (Otis)
Ex33x

END OF HALF
FLA. ST. - 3; Houston - 0

FLASH FOOTBALL STATS

Quick Halftime and After Game Reports of Vital Team Statistics and Individual Leaders

HALFTIME



Circle One



TEAM STATISTICS

	<u>HOUSTON</u>	<u>FLORIDA ST</u>
First Downs	<u>9</u>	<u>5</u>
Rushing Yardage (Net)	<u>64</u>	<u>52</u>
Passing Yardage (Net)	<u>97</u>	<u>46</u>
Passes (Completions-Attempts)	<u>5 - 13</u>	<u>4 - 8</u>
Passes Intercepted by	<u>0</u>	<u>0</u>
Punts (Number-Average)	<u>2 - 32.0</u>	<u>2 - 39.5</u>
Fumbles Lost	<u>1 AND 1</u>	<u>0 AND 0</u>
Yards Penalized	<u>4 FOR 30</u>	<u>2 FOR 10</u>

INDIVIDUAL LEADERS

HOUSTON

RUSHING	Att'd	Net Yards	Avg.
<u>THOMPSON</u>	<u>7</u>	<u>33</u>	<u>4.9</u>
_____	_____	_____	_____
_____	_____	_____	_____

PASSING	Att'd	Compl.	Had Int'd	Net Yards
<u>BURRIS</u>	<u>13</u>	<u>5</u>	<u>0</u>	<u>97</u>
_____	_____	_____	_____	_____

PASS RECEIVING	No. Rec'd	Net Yards	For TD
<u>COLLINS</u>	<u>2</u>	<u>40</u>	<u>-</u>
<u>M. SPRATT</u>	<u>1</u>	<u>24</u>	<u>-</u>
<u>D. SPRATT</u>	<u>1</u>	<u>19</u>	<u>-</u>

FLORIDA STATE

RUSHING	Att'd	Net Yards	Avg.
<u>SPOONER</u>	<u>10</u>	<u>32</u>	<u>3.2</u>
_____	_____	_____	_____
_____	_____	_____	_____

PASSING	Att'd	Compl.	Had Int'd	Net Yards
<u>TENSI</u>	<u>8</u>	<u>4</u>	<u>0</u>	<u>46</u>
_____	_____	_____	_____	_____

PASS RECEIVING	No. Rec'd	Net Yards	For TD
<u>FLOYD</u>	<u>3</u>	<u>40</u>	<u>-</u>
<u>WETTSTEIN</u>	<u>1</u>	<u>6</u>	<u>-</u>
_____	_____	_____	_____

HOUSTON FLA ST.

Murdeck kicks off; Burris returns 17 yds; H penalized 9 yds. personal foul

HOUSTON

H 8, 1-10 - F. penalized 5 yds. procedure

H 13, 1-13 - Pest, 2 yds.

H 15, 2-11 - Burris pass intercepted by Bailey, returns 13 yds.

FLA ST

H 26, 1-10 - Speener left side, 6 yds.

H 28, 2-4 - Speener, 2 yds.

H 18, 3-2 - Giardine left side, 8 yds. --1st (Smith)

H 10, 1-10 - Giardine left side, no gain (Guerrant)

H 10, 2-10 - Speener right side, 3 yds. (Paul)

H 7, 3-7 - Tensi pass for Dawson incomplete

H 7, 4-7 - Murdeck kicks field goal from H 15 GOOD (21 yds.)

10:42 left FSU-6; Houston-0

Murdeck kicks off; Pest returns 21 yds. (McDowell)

HOUSTON

H 21, 1-10 - Thompson, no gain (Sumner)

H 21, 2-10 - F penalized 15 yds. personal foul, Burris lost 8 yds.

H 28, 3-3 - Burris pass incomplete

H 28, 4-3 - Cooper punts 25 yds. dead

FLA ST.

H 47, 1-10 - Speener right end, 5 yds.

H 48, 2-5 - Speener left end, 3 yds. (Payte)

H 45, 3-2 - Tensi pass complete to Floyd, 10 yds. (Wright) --1st

H 35, 1-10 - Giardine on draw, 6 yds.

H 29, 2-4 - Tensi pass complete to Dawson, 11 yds. --1st

H 18, 1-10 - F penalized 5 yds. procedure

H 23, 1-15 - Tensi pass complete to Floyd, 19 yds. --1st

H 4, 1-G - Giardine left side, 1 yd.

H 3, 2-G - Giardine, 2 yds.

H 1, 3-G - Giardine left side, 1 yd. TOUCHDOWN - Murdeck kicks pat GOOD

53 yds.; 10 plays; 4:55 left FSU-13; Houston -0

Murdeck kicks off in end zone, touchback

HOUSTON

H 20, 1-10 - Burris right end, 2 yds. (Garvin)

H 22, 2-8 - Pest right end, 7 yds.

H 29, 3-1 - Burris at center, 3 yds. --1st

H 32, 1-10 - Pest right side, 3 yds.

H 35, 2-7 - Burris pass complete to Dennis, 6 yds. (Massey)

H 41, 3-1 - Burris right end, 19 yds. --1st

F 40, 1-10 - Pest right end, 8 yds. (McDowell)

F 32, 2-2 - Burris pass for Dennis incomplete

F 32, 3-2 - Skeg pass for D. Spratt incomplete

F 32, 4-2 - Burris right end, 7 yds. --1st

F 25, 1-10 - Skeg left end, lost 1 yd.

F 26, 2-11 - FSU penalized 25 yds. pass interference

F 1, 1-G - Burris recovers own fumble, no gain

End of Quarter

FSU - 13; Houston-0

HOUSTON FSU

H 1, 2-G - FSU penalized 0 yds. offside
 H 1, 2-G - Burris, no gain (Sumner)
 H 1, 3-G - Pest right side, no gain
 H 1, 4-G - Burris left end, 1 yd. TOUCHDOWN Burris kicks pat GOOD
 80 yds.; 15 plays 13:36 left FSU-13; Houston -7

Burris kicks off; Speener returns 24 yds. (Rafter)

FLA ST

F 30, 1-10 - Pritchett pass for Tensi incomplete
 F 30, 2-10 - Speener left end, 5 yds. (Dudley)
 F 35, 3-5 - Tensi pass complete to Floyd, 12 yds. --1st
 F 47, 1-10 - Speener left end, no gain (Payte)
 F 47, 2-10 - Tensi pass intercepted by Wright, returns 33 yds. (Tensi)

HOUSTON

F 27, 1-10 - Pest, 2 yds. (Hermann)
 F 27, 2-8 - Burris right end, 5 yds. (McDowell)
 F 22, 3-3 - Burris at center, 4 yds. (McDowell) --1st
 F 18, 1-10 - Pest right end, 18 yds. TOUCHDOWN Burris pat attempt wide to right, no good
 29 yards, 4 plays, 9:23 left FSU-13; Houston-13

Burris kicks off; Speener returns 15 yds. (Otis)

FLA ST

F 17, 1-10 - Giardine right side, 1 yd. (Guerrant)
 F 18, 2-9 - Tensi pass for Floyd incomplete
 F 18, 3-9 - Giardine on draw, 8 yds. (Guerrant)
 F 26, 4-1 - Pritchett punts 29 yds. dead

HOUSTON

H 45, 1-10 - Pest right end, lost 1 yd. (Bailey)
 H 44, 2-11 - Burris pass complete to Dennis, 26 yds. --1st
 F 30, 1-10 - Burris right side, 3 yds.
 F 27, 2-7 - Burris pass for Paul incomplete
 F 27, 3-7 - Burris left end, no gain (D'Allessandro)
 F 27, 4-7 - Burris field goal attempt from F 34 short, no good

FLA ST

F 20, 1-10 - Speener right side, 7 yds. (Paul)
 F 27, 2-3 - Speener left end, 7 yds. (Payte) --1st
 F 34, 1-10 - Speener right side, 4 yds.
 F 38, 2-6 - Giardine on draw, 4 yds. 4
 F 42, 3-2 - Tensi pass complete to Floyd, 16 yds. --1st
 H 42, 1-10 - Tensi pass for Dawson incomplete
 H 42, 2-10 - Tensi pass complete to Giardine, 6 yds. (Rafter)
 H 36, 3-4 - Tensi pass for Floyd incomplete
 H 36, 4-4 - Tensi pass complete to Green, 12 yds. --1st
 H 24, 1-10 - Tensi pass complete to Floyd, 11 yds. --1st
 H 13, 1-10 - Tensi pass complete to Revell, 6 yds.
 H 7, 2-4 - Murdeck field goal attempt from H 14 wide to right, no good

HOUSTON

H 20, 1-10 - Burris pass for Collins incomplete
 H 20, 2-10 - Burris pass complete to Pest, 2 yds.
 H 22, 3-8 - Burris pass for Wright incomplete
 H 22, 4-8 - Cooper punts 31 yds., fair catch

End of Game

FINAL SCORE: Houston - 13; Florida State - 13 (tie)

FINAL TEAM FOOTBALL STATISTICS

	<u>Houston</u>	<u>FLORIDA ST.</u>
First Downs Rushing	<u>11</u>	<u>4</u>
First Downs Passing	<u>4</u>	<u>7</u>
First Downs by Penalties	<u>1</u>	<u>0</u>
TOTAL FIRST DOWNS	<u>16</u>	<u>11</u>
Number Attempts Rushing	<u>41</u>	<u>37</u>
Yards Gained Rushing	<u>157</u>	<u>127</u>
Yards Lost Rushing	<u>19</u>	<u>2</u>
NET YARDS GAINED RUSHING	<u>138</u>	<u>125</u>
Number Passes Attempted	<u>23</u>	<u>23</u>
Number Passes Completed	<u>8</u>	<u>13</u>
Number Passes Not Intercepted	<u>1</u>	<u>1</u>
NET YARDS GAINED PASSING	<u>131</u>	<u>149</u>
Number Plays Rushing and Passing	<u>64</u>	<u>60</u>
TOTAL OFFENSE YARDAGE	<u>269</u>	<u>274</u>
Number Opponents Passes Intercepted	<u>1</u>	<u>1</u>
NET YARDS INTERCEPTIONS RETURNED	<u>33</u>	<u>13</u>
Number Times Punted	<u>3</u>	<u>4</u>
Number Punts Not Blocked	<u>0</u>	<u>1 0</u>
PUNTING AVERAGE, YARDS	<u>29.6</u>	<u>34.8</u>
Number Punts Returned	<u>1</u>	<u>—</u>
NET YARDS PUNTS RETURNED	<u>4</u>	<u>—</u>
Number Kickoffs Returned	<u>3</u>	<u>2</u>
NET YARDS KICKOFFS RETURNED	<u>62</u>	<u>39</u>
Number Times Penalized	<u>5</u>	<u>7</u>
TOTAL YARDS PENALIZED	<u>39</u>	<u>60</u>
Number Times Fumbled	<u>1</u>	<u>0</u>
NUMBER OWN FUMBLES LOST	<u>1</u>	<u>0</u>

<u>Houston</u>	<u>0</u>	<u>0</u>	<u>0</u>	<u>13</u>	<u>—</u>	<u>13</u>
<u>FLORIDA STATE</u>	<u>0</u>	<u>3</u>	<u>10</u>	<u>0</u>	<u>—</u>	<u>13</u>

Scoring: FLA. ST. - MURDOCK, 34 Yd F.G.; FLA. ST., MURDOCK, 25 Yd F.G.;
FLA. ST. - GIARDINO, 1 RUN (MURDOCK KICK)
HOUSTON - BURRIS - 1 RUN, (BURRIS KICK)

Attendance: 16,000 Weather: COOL

FINAL INDIVIDUAL FOOTBALL STATISTICS

HOUSTON

RUSHING

Player	Att.	Gain	Loss	Net
POST	17	62	10	52
THOMPSON	8	33	0	33
BURRIS	15	62	8	54
SKOG	1	0	1	①

PASSING

Player	Att.	Compl.	Intc.	Yds.
BURRIS	22	8	1	131
SKOG	1	0	0	0

PASS RECEIVING

Player	No.	Yds.	TD
COLLINS	2	40	—
M. SPRATT	1	24	—
POST	2	6	—
P. SPRATT	1	19	—
DENNIS	2	32	—

PUNTING

Player	No.	Avg.
COOPER	2	29.6

KICKOFF RETURNS

Player	No.	Yds.
M. SPRATT	1	24
BURRIS	1	17
POST	1	21

PUNT RETURNS

Player	No.	Yds.
BURRIS	1	4

PASS INTERC.

Player	No.	Yds.
WRIGHT	1	33

FLORIDA STATE

RUSHING

Player	Att.	Gain	Loss	Net
GIARDINO	12	37	0	37
SPOONER	20	76	2	74
GREEN	2	10	0	10
NARRAMORE	3	4	0	4

PASSING

Player	Att.	Compl.	Intc.	Yds.
TENSI	22	13	1	149
PRITCHETT	1	0	0	0

PASS RECEIVING

Player	No.	Yds.	TD
FLOYD	8	108	—
WETTSTEIN	1	6	—
DAWSON	1	11	—
GIARDINO	1	6	—
GREEN	1	12	—
REVELL	1	6	—

PUNTING

Player	No.	Avg.
PRITCHETT	4	34.8

KICKOFF RETURNS

Player	No.	Yds.
SPOONER	2	39

PUNT RETURNS

Player	No.	Yds.
BAILEY	1	13

PASS INTERC.

LINEUPS

FLORIDA STATE (33)

IE - Floyd, Wettstein, McDuffie

IT - Williams, Sumner,

IG - Avezzano, Shinhelser

C - Edwards, Stephens, McDowell

RG - MacKenzie, Pope, Hermann

RT - Wst, Mangan, Pennie,

RE - Dawson, D'Allessandro

QB - Tensi, Pritchett, Massey

LH - Spooner, Green, Bailey, Bibant, ~~HYDRIX~~ Menedes

RH - F. ~~HI~~ ~~EDUX~~ Biletnikoff, Revell, Wettstein

FB - Giardano, Narramore, Ehler, Murdeck,

HOUSTON (27)

IE - M. Spratt, Paul

IT - Patterson, Dudley

IG - Fowler, Caballero,

C - Sides, Broussard, Mike Payte, Childers

RG - Enderli, Guerrant

RT - Brezina, Otis,

RE - D. Spratt, Cunningham, ~~Thompson~~

QB - Burris, Cooper, Skeg, Ludtke

LH - Pest, Wright,

RH - Collins, Dennis, Smith

FB - Thompson, Rafter