

## ADDITIONAL STATISTICS

Official Attendance	Score by Quarters:	1st	2nd	3rd	4th	Total
Weather Conditions	FSU	7	14	7	0	28
	NCS	0	0	0	6	6

## PRINCIPAL INDIVIDUAL PLAYS

List **all** scoring plays; also non-scoring plays (including punts) gaining 50 yards or more, and all **missed field goal attempts**.

Under "type of play" indicate rush, pass, int. runback, punt runback, kickoff runback, punt or field goal. List tries-for-points as P.A.T. kick, P.A.T. rush or P.A.T. pass

On pass play, give passer first, then receiver, and combined yardage of pass and run. Measure runbacks from goal line, if started in end zone. Measure field goal attempts from point of kick. All other plays are measured from line of scrimmage.

Type of Play	Player or Players	Team	Yards	Scored?
Rush	Spooner	FSU	2	Yes
PAT Kick	Murdock	FSU		Yes
Rush	Giordano	FSU	1	Yes
PAT Kick	Murdock	FSU		Yes
Pass	Tanner - B. Kettner	FSU	39	Yes
PAT Kick	Murdock	FSU		Yes
Pass	Tanner - B. Kettner	FSU	11	Yes
PAT Kick	Murdock	FSU		Yes
Pass	SK - Kettner - Colquhoun	NCS	45	Yes

## CONDENSED RULES FOR RECORDING FOOTBALL STATISTICS\*

(Originated by the N.C.A.A. Football Rules Committee's Sub-committee on Football Statistics)

(Continued from back of form 347-A)

### SECTION 6 — PUNTS.

**Article 1:** Punts are measured from the line of scrimmage to the point of ultimate advance, if the ball remains in the field of play or goes out of bounds. (Note — "Ultimate advance" is the point where ball goes out of bounds, is downed, or is recovered by the defense.

(Note — "Ultimate advance" of the punt shall be construed to include also any distance which a receiver of the punt may retreat toward his own goal before attempting to return up field. This interpretation gives greatest benefit to both the punter and the receiver, since excellence of the punt normally is responsible for retreat by the receiver. Thus "minus yards" should NOT be recorded under "punt returns.")

**Article 2:** When a punt goes over the goal line (a touchback), distance of the punt is measured from the line of scrimmage to the 20-yard line **only**, since this is the limit of the punt's value to the kicking team.

**Article 3:** If a receiver muffs a punt and the ball **continues toward his goal line**, the punt is measured to the point of recovery or ultimate advance, as defined above. If a receiver muffs a punt and the ball bounds back **toward the kicker's goal**, the punt is measured to the point of the muff (the point of ultimate advance), and the receiver is credited with a punt return and with the yards from the point of the muff to the point of recovery, regardless of which team recovers.

**Article 4:** A blocked punt is recorded as a "team" entry, and not charged against the individual kicker. Thus, in the case of a blocked punt which does not pass the line of scrimmage, enter the word "team" in lieu of kicker's name and charge one punt for NO yards, so the blocked punt **is included** under "Times Kicked" in team totals.

If the ball travels toward the kicker's goal and is recovered by the **blocking** team, the yardage is treated as a punt return by the player who blocked the kick. If the ball travels toward the kicker's goal and is recovered by the **kicking** team, the yardage is treated as a punt return by the player who blocked the kick—and the blocking team is charged with a fumble lost, except on fourth down.

### SECTION 7 — KICK RETURNS.

**Article 1:** Only the number of punts and kickoffs which the receiving team actually attempts to return are included under kick returns. (Exception — Blocked kicks which travel toward the kicker's goal. See Article 4 of Section 6.)

**Article 2:** The return will be measured from the point where the returning player actually gains control of the ball to the point where the ball is declared dead, or is lost by fumble. There are **no** "minus yards" under kick returns (see note under Article 1 of Section 6).

**Article 3:** The return of an attempted field goal, which falls short and is returned by the defending team, is treated as a punt return.

### SECTION 8 — FREE KICKS.

See Official Football Statisticians Manual.

### SECTION 9 — GOALS FROM THE FIELD.

Successful goals from the field are measured from the point where the ball is kicked to the goal posts (to the goal line plus ten yards, since the goal posts are ten yards behind the goal line).

The distance of such kicks is recorded on form 347 only under "principal individual plays". If kick is unsuccessful, show yard line from which kicked, in lieu of distance.

### SECTION 10 — POINTS AFTER TOUCHDOWN.

**Article 1:** A player attempting a try-for-point-after-touchdown by kicking is **not** charged with an attempt when a bad pass from center or a fumble by the ball holder, precludes an opportunity to kick. Such an unsuccessful attempt is charged to the "team," rather than to any individual player. However, if the ball is momentarily fumbled and then kicked, an attempt **is** charged to the individual kicker, regardless of the success or failure of the effort.

**Article 2:** The try-for-point-after-touchdown is made while time is out and **is not** recorded as a play from scrimmage (rush, pass or kick).

When a try-for-point-after-touchdown is by forward passing, the **passer** is charged (under SCORING) with the attempt, whether successful or not. If successful, the **receiver** is credited under SCORING with the conversion and points scored, and the **passer** is credited with a conversion under FORWARD PASSING.

Such a passing effort is recorded as a PAT attempt and is **NOT** recorded as a pass attempt or a pass reception.

### SECTION 11 — SAFETIES.

No individual credit is recorded for any player on either team when a safety is scored. The team benefitting from the score is credited.

### SECTION 12 — FUMBLES.

On any play **terminated** by a fumble, the yards involved to the point of recovery are credited or charged to the player who fumbled, regardless of which team recovers the fumble.

(Approved Ruling — On rushing play, ball carrier of Team A fumbles at the line of scrimmage and the ball travels 5 yards toward Team B goal line, before it is recovered by Team B. Player of Team A who fumbled is credited with rushing gain of 5 yards and Team A is charged with a fumble lost.)

\* See the OFFICIAL FOOTBALL STATISTICIANS' MANUAL for complete rulings and interpretations.

(ORIGINAL)

## SUMMARY OF FOOTBALL GAME STATISTICS — Visiting Team

Visiting Team

N.C. STATE

First Downs: (Rush)

(Pass)

(Pen.)

Total

Penalties Against: (No.)

(Yards)

Own Fumbles: (No.)

(Lost)

Fishing Team																																			
(Don't Use) NCAB CODE	PLAYER	RUSHING				FORWARD PASSING					TOTAL OFFENSE		RECEIVING			INT. RETURNS		PUNTING			PUNT RETURNS		K.O. RETURNS		SCORING										
		Times Carried	Yards Gain	Yards Loss	Net Gain	No. Att.	No. Comp.	Had Int.	Net Gain	Scoring TD's	Conv.	Total Plays	Net Gain	No. Caught	Yards Gain	TD's	No. Inter.	Yards Return	Times Kicked	Yards Kicked	Blkd.	Number Returns	Yards Return	Number Returns	Yards Return	Touch-downs	Conv. Atts.			Conv. Made			Fld. Gls.	Points	
	DEPARTMENT	A 7	22	3	19	B						C 7	19	D 3	15	0	E		F			G		H 1	24	S									
	FALZARANO	A 5	12	2	10	B						C 5	10	D 1	7	0	E		F			G		H		S									
	ANDREWS	A 3	9	0	9	B						C 3	9	D -			E		F			G		H		S									
	COLEMAN	A 1	5	0	5	B						C 1	5	D 3	59	1	E		F			G		H 1	16	S 1								6	
	SKISNIK	A 4	0	11	-11	B 14	6		172	1		C 18	61	D			E		F 9	402		G		H 1	17	S 1									
	NOBLE	A 9	9	35	-26	B 5	4		038			C 14	12	D			E 1	5	F			G		H		S									
	GENTRY	A				B						C		D 2	220		E		F			G		H		S									
	TART	A				B						C		D 1	50		E		F			G 1	3	H		S									
	BARLOW	A				B						C		D			E 1	27	F			G		H		S									
	GUIN	A				B						C		D			E		F			G 2	16	H		S									
	JAMES	A				B						C		D			E		F			G 1	2	H		S									
		A				B						C		D			E		F			G		H		S									
		A				B						C		D			E		F			G		H		S									
		A				B						C		D			E		F			G		H		S									
		A				B						C		D			E		F			G		H		S									
		A				B						C		D			E		F			G		H		S									
		A				B						C		D			E		F			G		H		S									
		A				B						C		D			E		F			G		H		S									
		A				B						C		D			E		F			G		H		S									
		A				B						C		D			E		F			G		H		S									
		A				B						C		D			E		F			G		H		S									
		A				B						C		D			E		F			G		H		S									
		A				B						C		D			E		F			G		H		S									
		A				B						C		D			E		F			G		H		S									
		A				B						C		D			E		F			G		H		S									
		A				B						C		D			E		F			G		H		S									
		A				B						C		D			E		F			G		H		S									
		A				B						C		D			E		F			G		H		S									
		A				B						C		D			E		F			G		H		S									
		A				B						C		D			E		F			G		H		S									
		A				B						C		D			E		F			G		H		S									
		A				B						C		D			E		F			G		H		S									
		A				B						C		D			E		F			G		H		S									
		A				B						C		D			E		F			G		H		S									
		A				B						C		D			E		F			G		H		S									
		A				B						C		D			E		F			G		H		S									
		A				B						C		D			E		F			G		H		S									
		A				B						C		D			E		F			G		H		S									
		A				B						C		D			E		F			G		H		S									
		A				B						C		D			E		F			G		H		S									
		A				B						C		D			E		F			G		H		S									
		A				B						C		D			E		F			G		H		S									
		A				B						C		D			E		F			G		H		S									
		A				B						C		D			E		F			G		H		S									
		A				B						C		D			E		F			G		H		S									
		A				B						C		D			E		F			G		H		S									
		A				B						C		D			E		F			G		H		S									
		A				B						C		D			E		F			G		H		S									
		A				B						C		D			E		F			G		H		S									
		A				B						C		D			E		F			G		H		S									
		A				B						C		D			E		F			G		H		S									
		A				B						C		D			E		F			G		H		S									
		A				B						C		D			E		F			G		H		S									
		A				B						C		D			E		F			G		H		S									
		A				B						C		D			E		F			G		H		S									
		A				B						C		D			E		F			G		H		S									
		A				B						C		D			E		F			G		H		S									
		A				B						C		D			E		F			G		H		S									
		A				B						C		D			E		F			G		H		S									
		A				B						C		D			E		F			G		H		S									
		A				B						C		D			E		F			G		H		S									





**Official Program 50c**

**NOVEMBER 14th  
1964**

**8:00 p. m.**

**Florida State University**  
**vs.**  
**North Carolina State University**  
**DOAK S. CAMPBELL STADIUM**  
**Legislative Day**

FRED FINER





**CHANGE OF ADMINISTRATION** — Tampa attorney Charles F. Mixon, Jr. (right), incoming President of the Florida State University Alumni Association, accepts symbol of office from Lake Park school principal Edward M. Eissey (center), whose term expired at Homecoming. Looking on is Harry Massey, West Palm Beach insurance executive, who is the new President-Elect of the Association.

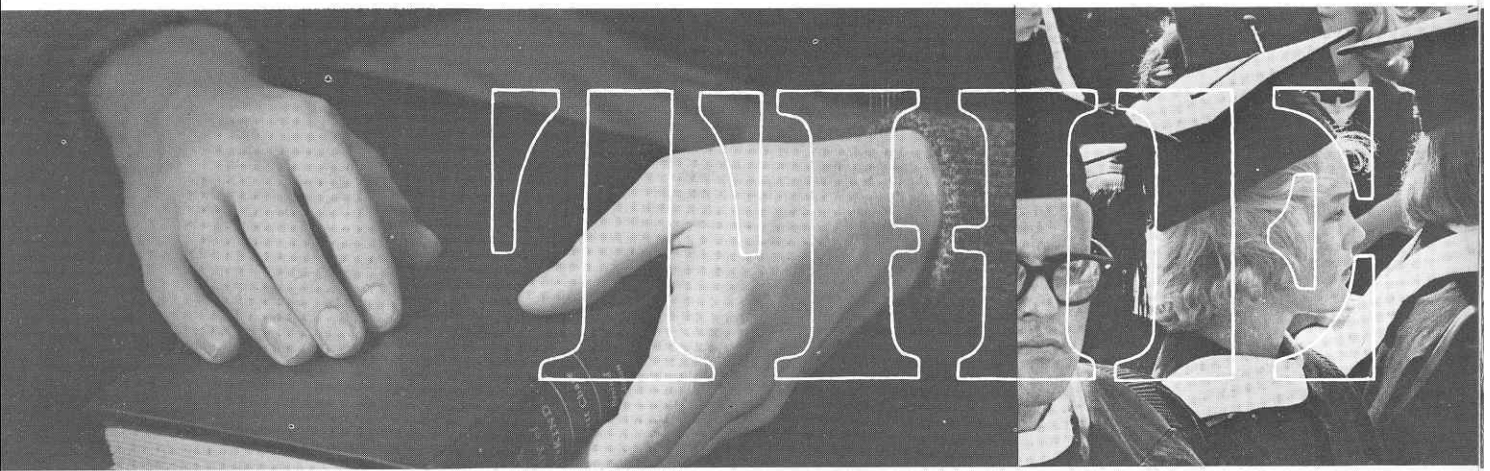
## FSU Alumni Association

... Serving YOU and YOUR University

### ACTIVITIES AND MEMBERSHIP BENEFITS

- Homecoming and Reunions
- Spring Alumni Week End
- Alumnae Seminars
- Legislative Recognition Day
- Local Alumni Club Membership
- Outings, Meetings and Socials
- Greater Florida State Fund
- FSU Foundation
- Ticket Priority
- Alumni Bulletin
- FSU Reports
- New Association Newsletter
- Campus Privileges
- Identification Decal and Card








THE SHAPE OF PROGRESS at Florida State University is clearly defined in its emergence as one of the South's senior institutions of higher learning and as the liveliest center of graduate teaching and research in Florida. Its Gothic bricks span more than a century of the region's past; and its new-forged towers of glass and steel reach far into the nation's future. OLD LANDMARKS REMAIN, original buildings are still in use; but the University's ivy-bound halls have become ground-glass laboratories and its days as a four-year liberal arts college have long been over. The bulk of today's student body is found in the upper classes and the graduate levels. THE DAY IS NOT FAR OFF when two out of every three students will be graduates of junior and senior colleges. The cosmopolitan campus is a fact, a reality which all must recognize. Today's 12,137 students come from 43 countries and the 50 states — to pursue studies in the more than 2,000 individual courses offered.







WITHIN THIS MULTITUDE of course offerings lie the paths to master's and doctor's degrees in some 35 career fields, and to baccalaureates in a hundred different types of career combinations. AS THE COURSE OFFERINGS and classroom numbers increase, so must the costs of quality and excellence in faculty, facilities and curriculum depth also increase. THE METAMORPHOSIS of Florida State will continue. Its nature, its physical shape will always fluctuate with progress.





## HISTORY


THE NEXT ERA IS UNDERWAY AT FLORIDA STATE, where, for the second year in a row, junior transfer students outnumber the new freshmen. The "higher" educational needs of upperclass increases are part of its 1964 image.





## The View From Above

By **BILL BUNKER**  
Sports Publicity Director  
Florida State University



The pre-season experts were picking North Carolina State a poor sixth in the Atlantic Coast Conference this season, and feeling rather magnanimous in doing so.

However, Earle Edwards, who coached the Wolfpack to a co-championship with North Carolina last year, receiving the league's "Coach of the Year" award as a result, had other ideas.

N. C. State began the season with a 14-13 victory over Gator Bowl champion North Carolina, then went on to bump Clemson and Maryland on successive weekends. The Wolfpack dropped two in a row to powerhouse opponents—Alabama and Duke—then regained their winning ways against Virginia and South Carolina.

A victory over rejuvenated Wake Forest next Saturday will nail the title down. A victory over Florida State's Seminoles tonight will enhance N. C. State's national prestige and gain a measure of revenge for Edwards, who saw his team go down 14-0 here last year.

The teams have played one mutual opponent with the same result. Both Florida State and N. C. State made the mistake of going to Blacksburg, Va. this season for a game with VPI, and both came home losers.

It's the only loss suffered by Bill Peterson's Seminoles this fall. Only a tie with Houston last weekend mars the record otherwise.

The Cougars caught Florida State with Fred Biletnikoff on the bench and stormed back in the fourth quarter to tie the game. Biletnikoff should be fully recovered from a bothersome charley horse tonight, however.

North Carolina State was one of the first major colleges to schedule Florida State, coming onto the Seminole schedule for the first time in 1952 when FSU was a small college struggling for its breakthrough into the big time. The Seminoles have been most unkind to the Wolfpack, winning five out of seven games in the series.

In the last four games played, the losing team has failed to score. The Seminoles won 7-0 and 14-0 in 1955 and 1956, the Wolfpack countered with a 7-0 victory in 1957, then Florida State shut out the Raleigh, N. C. boys 14-0 in last year's Homecoming.

Tonight's game is expected to be a battle between the strong N. C. State ground attack and Florida State's aerial show which has accounted for 1640 yards so far this season. The Wolfpack throws only when necessary, but each of their backfield starters have gained over 200 yards rushing.

Florida State will counter with its "Seven Magnificents" defensive unit which has been nationally ranked in rushing defense all season.

## FSU Records

### SINGLE GAME

#### INDIVIDUAL

**LONGEST TOUCHDOWN RUN FROM SCRIMMAGE**—80 yards by Fred Pickard vs. Virginia Tech, 1957.

**LONGEST TOUCHDOWN PASS**—80 yards, Nelson Italiano to Eddie Gray vs. Newberry, 1950.

**LONGEST TOUCHDOWN RUN ANY SITUATION**—99 yards by Ted Hewitt vs. Stetson, 1949, and by Fred Biletnikoff vs. Miami, 1963.

**LONGEST RUN FROM SCRIMMAGE WITHOUT SCORING**—76 yards by Roy Thompson vs. Stetson, 1951.

**LONGEST INTERCEPTION RETURN**—99 yards by Ted Hewitt vs. Stetson, 1949, and by Fred Biletnikoff vs. Miami, 1963.

**LONGEST PUNT RETURN**—80 yards by Billy Odom vs. Stetson, 1954.

**LONGEST KICKOFF RETURN**—89 yards by Odom vs. Virginia Tech, 1955.

**MOST TIMES RUSHING**—29 by Pickard vs. Georgia, 1959.

**MOST YARDS RUSHING**—161 by Buddy Strauss vs. Mississippi College, 1949.

**MOST YARDS PASSING**—355 vs. Villanova, 1954. 1949.

**MOST TOTAL OFFENSE**—369 yards (56 rushing, 313 passing) by Majors vs. Tampa, 1959.

**MOST PASSES ATTEMPTED**: 39 by Steve Tensi vs. Virginia Tech, 1964.

**MOST PASSES COMPLETED**: 21 by Steve Tensi vs. Virginia Tech, 1964.

**MOST PASSES CAUGHT**: 11 by Fred Biletnikoff vs. Virginia Tech, 1964.

**MOST YARDS RECEIVING PASSES**: 182 by Fred Biletnikoff vs. Virginia Tech, 1964.

**MOST PASSES INTERCEPTED**—3 by Tommy Brown vs. Stetson, 1950 and vs. Georgia Tech, 1952; Lee Corso vs. Georgia 1954; Whitehead vs. Virginia Tech, 1959.

**LONGEST PUNT**—84 yards by Brown vs. Tampa, 1950.

**LONGEST FIELD GOAL**—44 yards by Les Murdock vs. VPI, 1963.

#### TEAM

**MOST POINTS**—74 vs. Whiting Field 0, 1949.

**GREATEST MARGIN OF VICTORY**—74-0 vs. Whiting Field, 1949.

**GREATEST MARGIN OF DEFEAT**—0-42 vs. Georgia, 1959.

**MOST YARDS RUSHING**—383 vs. Abilene Christian, 1957.

**MOST YARDS PASSING**—355 vs. Villanova, 1954.

**MOST TOTAL OFFENSE**—514 yards vs. The Citadel, 1959 (307 rushing, 207 passing).

**MOST PASSES ATTEMPTED**: 40 vs. Virginia Tech, 1964 (Completed 22)

**MOST PASSES COMPLETED**: 22 vs. Virginia Tech, 1964 (Attempted 39)

**MOST PASSES INTERCEPTED**—7 vs. Virginia Tech, 1959.

**MOST PUNTS**—10 vs. Stetson and Georgia Tech, 1955.

#### FIRST AID

For your convenience and safety First Aid facilities are located at the South end of the stadium. A Registered nurse is on duty throughout the game.



# FLORIDA STATE'S 1964 VARSITY FOOTBALL ROSTER

No.	Name	Pos.	Class	Age	Ht.	Wt.	Hometown
12	Tony Gero	QB	Soph	20	5-10	183	Madison, N. J.
13	Steve Tensi	QB	Sr.	21	6-5	194	Cincinnati, O.
14	Jim Massey	QB	Jr.	21	5-11	181	Cairo, Ga.
15	Pat Conway	HB	Soph	19	5-10	186	Miami
16	Ed Pritchett	QB	Jr.	23	6-2	185	Decatur, Ga.
20	Larry Green	HB	Soph	19	5-10	181	Cairo, Ga.
21	Donovan Jones	HB	Soph	19	6-1	193	Lakeland
22	Maury Bibent	HB	Jr.	21	6-0	188	Cincinnati, O.
23	Wayne Giardino	FB	Soph	20	5-10	190	W. Palm Beach
24	Elton Revell	HB	Soph	20	6-0	176	Tallahassee
25	Fred Biletnikoff	HB	Sr.	21	6-1	192	Erie, Pa.
26	Bill Campbell	HB	Soph	19	5-9	180	Tampa
27	Phil Spooner	HB	Jr.	20	5-11	182	Fort Myers
28	Winfred Bailey	HB	Sr.	22	6-0	183	Atlanta
29	Joe Petko	HB	Jr.	21	5-9	185	Cincinnati, O.
40	Lee Narramore	FB	Soph	19	5-10	209	Pensacola
41	Bob Menendez	HB	Soph	19	5-10	185	Key West
42	Les Murdock	FB	Sr.	23	6-2	233	Hollywood
43	Howard Ehler	FB	Jr.	20	5-10	195	Tavares
44	Jim Mankins	FB	Jr.	20	6-2	228	King City, Calif.
51	Joe Avezano	G	Jr.	20	6-2	228	Miami
53	David Pitts	C	Soph	20	5-9	223	Blountstown
54	John Stephens	C	Soph	18	6-1	198	Tallahassee
55	Jack Edwards	C	Sr.	21	6-1	217	Tampa
60	Larry Williamson	G	Soph	19	5-11	200	Macon
61	Jack Shinholser	C	Jr.	22	6-1	212	Tampa
62	Howard Lurie	G	Jr.	20	6-0	205	Northridge, Calif.
63	Bill McDowell	G	Jr.	20	6-1	201	Tallahassee
64	David Braggins	T	Soph	19	6-2	226	Lake Wales
66	Dick Hermann	G	Sr.	22	6-0	200	Marianna
68	Joe Parrish	G	Jr.	21	6-1	194	Auburndale
69	Ed Pope	G	Soph	20	6-1	196	Waycross, Ga.
70	Del Williams	T	Soph	18	6-2	213	Live Oak
73	Avery Sumner	T	Sr.	22	6-2	219	Adel, Ga.
74	Jay Mac Matthews	T	Soph	20	6-1	219	Chiefland
75	Dale MacKenzie	G	Sr.	21	6-2	218	Clearwater
76	Tom West	T	Sr.	21	6-4	216	Headland, Ala.
77	Bob Mangan	T	Jr.	22	6-1	222	Atlanta, Ga.
78	Charles Pennie	T	Soph	19	6-4	221	Hollywood
79	Frank Pennie	T	Jr.	21	6-4	242	Hollywood
80	John Wachtel	E	Sr.	22	6-1	203	Massillon, O.
81	Don Floyd	E	Sr.	22	6-1	195	Madison
82	Wayne McDuffie	E	Soph	19	6-2	198	Hawkinsville, Ga.
83	Bill Dawson	E	Sr.	21	6-3	220	Valdosta, Ga.
84	George D'Allessandro	E	Jr.	21	5-10	195	Fort Myers
85	John Hosack	HB	Soph	19	5-11	192	Miami
86	Bud Blankenship	E	Soph	20	6-3	200	Atlanta, Ga.
87	Terry Garvin	E	Jr.	21	5-11	190	Pensacola
88	Cliff Gunter	E	Sr.	22	6-3	187	Dothan, Ala.
89	Max Wettstein	E	Jr.	20	6-3	206	Leesburg

# N. C. STATE FOOTBALL ROSTER

No.	Name	Pos.	Ht.	Wt.	Class	Hometown
12	Bill James	QB	6-0	193	So.	Greenville, N. C.
15	Ron Skosnik	QB	6-2	198	Sr.	McKees Rocks, Pa.
16	Page Ashby	QB	6-1	182	Jr.	Nassawadox, Va.
19	Charlie Noggle	QB	6-2	200	So.	Shelby, N. C.
20	Gale Tart	HB	5-9	165	So.	Dunn, N. C.
22	Don DeArment	HB	5-10	180	So.	Burnham, Pa.
23	Shelby Mansfield	HB	6-1	190	Jr.	Camden, N. C.
30	Harold Deters	FB	5-11	200	So.	Kinston, N. C.
31	Dan Golden	FB	5-11	189	Jr.	Hazleton, Pa.
32	Bill Wyland	FB	5-11	193	So.	Lock Haven, Pa.
33	Pete Falzarano	FB	5-10	201	Sr.	Sterling, N. J.
34	Gus Andrews	FB	5-9	200	Jr.	Tarboro, N. C.
42	Jimmy Guin	HB	6-0	173	Sr.	Raeford, N. C.
43	Larry Brown	HB	5-9	170	Jr.	Nashville, Tenn.
44	Wendell Coleman	HB	5-10	190	So.	Buena Vista, Va.
45	Gary Rowe	HB	5-9	196	So.	Burnham, Pa.
51	Lou DeAngelis	C	6-0	200	Sr.	Reading, Pa.
52	Charles Bradburn	C	5-9	190	Jr.	Brevard, N. C.
53	David Everett	C	6-0	210	So.	Bath, N. C.
55	Ronnie Jackson	C	5-11	195	So.	Roanoke, Va.
60	Bennett Williams	G	5-10	190	Sr.	Ahoskie, N. C.
61	Bob Smith	G	5-10	187	So.	Waycross, Ga.
62	Don Hamilton	G	5-9	193	So.	Charlotte, N. C.
63	James Martin	G	6-2	190	Sr.	Florence, S. C.
67	Silas Snow	G	5-10	200	Sr.	Rocky Mount, N. C.
68	Terry Jenkins	G	5-11	207	So.	Richmond, Va.
69	Golden Simpson	G	5-11	210	Sr.	Plymouth, N. C.
70	Rosie Amato	T	6-0	225	Sr.	Easton, Pa.
71	Dave Ellis	T	6-4	230	Jr.	Arlington, Va.
72	John Monago	T	6-1	205	So.	Bradford, Pa.
75	Glenn Sasser	T	6-4	225	Sr.	Tarboro, N. C.
77	Steve Parker	T	6-3	240	Sr.	Durham, N. C.
78	Dave Carter	T	6-1	215	Sr.	Lynchburg, Va.
79	Horace Moore	T	6-1	220	Jr.	Littleton, N. C.
80	Charles Tayloe	E	6-3	200	So.	Ahoskie, N. C.
81	Will Mann	E	6-1	190	Jr.	Durham, N. C.
82	Tony Golmont	E	6-2	180	Jr.	Beaver Falls, Pa.
83	Ray Barlow	E	6-2	208	Sr.	Crewe, Va.
86	William Hall	E	6-0	188	Sr.	Plymouth, N. C.
87	Bill Gentry	E	6-4	217	So.	Burlington, N. C.
89	Gary Whitman	E	6-0	191	So.	Lock Haven, Pa.

# Tallahassee Federal

440 N. Monroe Street ★ Tallahassee, Florida

HOURS: Monday-Thursday, 8:30 a.m. to 3 p.m.—Friday, 8:30 a.m. to 6 p.m.

## SAVINGS AND LOAN ASSOCIATION

TELEPHONE 224-2161





FLORIDA STATE'S 1964 SCHEDULE (6-1-1)

Sept. 19 Miami at Miami—14-0  
Sept. 26 TCU at Ft. Worth—10-0  
Oct. 3 New Mexico State—36-0  
Oct. 10 Kentucky—48-6  
Oct. 17 Georgia at Athens—17-14  
Oct. 24 VPI at Blacksburg—11-20  
Oct. 31 Southern Mississippi—34-0  
Nov. 7 Houston at Houston—13-13  
Nov. 14 N. C. State  
Nov. 21 Florida



TALLAHASSEE FEDERAL  
SAVINGS & LOAN  
ASSOCIATION

NORTH CAROLINA STATE'S 1964 SCHEDULE (5-3)

Sept. 19 North Carolina—14-13  
Sept. 26 Clemson—9-0  
Oct. 3 Maryland—14-13  
Oct. 10 Alabama—0-21  
Oct. 17 Duke—3-35  
Oct. 24 Virginia—24-15  
Oct. 31 South Carolina—17-14  
Nov. 7 Virginia Tech—19-28  
Nov. 14 FSU at Tallahassee  
Nov. 20 Wake Forest at Winston-Salem

OFFICIALS: Referee: William C. Simpson, Columbia, S. C.  
Umpire: Buddy Patey, Jackson, Tenn.

Linesman: Hugh Currin, Oxford, N. C.  
Field Judge: Bill Bryson, Atlanta, Ga.

Backfield Judge: Johnny Grace, Jackson, Miss.  
Electric Clock Operator: Billy Teas

FSU SPECIALISTS: Punters: 16 Pritchett, 85 Hosack. Kickoffs: 42 Murdock. Placements: 42 Murdock

FSU CO-CAPTAINS: 25 Fred Biletnikoff, 83 Bill Dawson

N. C. SPECIALISTS: Punters: 15 Ron Skosnik, 19 Charlie Noggle. Kickoff & Extra Points: 75 Glenn Sasser, 30 Harold Deters, 34 Gus Andrews

N. C. STATE CAPTAINS: 60 Bennett Williams, 51 Lou DeAngelis.

37

LEFT END	LEFT TACKLE	LEFT GUARD	CENTER	RIGHT GUARD	RIGHT TACKLE	RIGHT END
81 Don Floyd	70 Del Williams	51 Joe Avezzano	55 Jack Edwards	75 Dale MacKenzie	76 Tom West	83 Bill Dawson
84 George D'Allessandro	79 Frank Pennie	66 Dick Hermann	61 Jack Shinholser	63 Bill McDowell	73 Avery Sumner	87 Terry Garvin
88 Cliff Gunter	64 David Braggins	60 Larry Williamson	54 John Stephens	69 Ed Pope	77 Bob Mangan	80 John Wachtel

FLORIDA STATE	QUARTERBACK	LEFT HALFBACK	FULLBACK	RIGHT HALFBACK	SEMINOLES
	13 Steve Tensi	27 Phil Spooner	40 Lee Narramore	25 Fred Biletnikoff	
	14 Jim Massey	22 Maury Bibent	43 Howard Ehler	28 Winfred Bailey	
	16 Ed Pritchett	20 Larry Green	29 Joe Petko	24 Elton Revell	

NOTE: First listed are offensive starters; second, defensive; third, number two offensive

LEFT END	LEFT TACKLE	LEFT GUARD	CENTER	RIGHT GUARD	RIGHT TACKLE	RIGHT END
86 Bill Hall	75 Glenn Sasser	60 B. Williams	52 C. Bradburn	67 Silas Snow	77 Steve Parker	83 Ray Barlow
87 Bill Gentry	70 Rosie Amato	63 James Martin	51 Lou DeAngelis	61 Bob Smith	78 Dave Carter	82 Tony Golmont
80 Charles Tayloe	72 John Monago	68 Terry Jenkins	55 Ronnie Jackson	69 G. Simpson	71 Dave Ellis	81 Will Mann

N. C. STATE	QUARTERBACK	LEFT HALFBACK	FULLBACK	WINGBACK	WOLFPACK
	15 Ron Skosnik	23 S. Mansfield	33 Pete Falzarano	45 Gary Rowe	
	19 Charles Noggle	22 Don DeArment	34 Gus Andrews	42 Jim Guin	
	12 Bill James	20 Gale Tart	31 Dan Golden	43 Larry Brown	
				44 Wendell Coleman	



## FLORIDA STATE VS NORTH CAROLINA STATE

Doak S. Campbell Stadium Tallahassee, Fla. Nov. 14, 1964

Weather: Partly cloudy, temp 65, wind variable, mostly NE at 3.

FSU Co-Captains Biletnikoff, Dawson, Tensi; NC Captains Danelis, Williams

Carolina won toss, will receive. FSU will defend east goal.

Les Murdock kicks to C end zone. No return.

C20 1-10 Falzarano & LT hit by Pennie, fumbles  
and FSU recovers at C25. Pennie recovery

FSU BALL 14:46 left

C25 1-10 Spooner run 5. Barlow, Williams

C20 2-5 Spooner run 6. DeAngelis

FIRST DOWN

C14 1-10 Giardino run 2. DeAngelis.

C12 2-8 Giardino run 9.

FIRST DOWN

C3 1-G Giardino run 1.

C2 2-G Spooner TOUCHDOWN. 12:26 left

FSU 6 NC 0

Murdock's kick is good

FSU 7 NC 0

\* \* \* \*

Murdock kicks to C 7, Skosnik return to C24.

NC Ball 11:55 left

C24 1-10 DeArment run 5. McDowell, Massey.

C29 2-5 Falzarano run 4. Shinholser.

C33 3-1 Dearment run 1. Sumner, Massey FIRST DOWN

C35 1-10 Dearment run 9. Massey

C44 2-1 Falzarano run 1. Sumner FIRST DOWN

C45 1-10 Dearment run no gain. D'Alesandro

C45 2-10 Skosnik thrown loss 3. Shinholser, Pennie

C42 3-13 Skosnik loses 2. Garvin

C40 4-15 Skosnik punts to F15. Bailey fair catch.

FSU BALL 7:33 left

F15 1-10 Bibent run 9 Deangelis.

F24 2-1 Tensi pass incomplete. Martin

F24 3-1 Spooner run 5.

FIRST DOWN

F29 1-10 Tensi pass incomplete.

F29 2-10 Giardino run loses 2. DeAngelis

F27 3-12 Tensi pass complete to Biletnikoff for 7.

F35 4-3 Pritchett punts to C28, Guin returns to C39. Hermann

NC BALL 5:09 left

C39 1-10 Andrews run 3. Pennie

C42 2-7 Skosnik pass incomplete.

C42 3-7 Skosnik pass complete to DeArment 2.

C44 4-5 Skosnik punts to F 16. No return.

FSU BALL 3:50 left

F16 1-10 Spooner run loses 1. Ellis.

F15 2-11 Tensi pass drop ed by Spooner. Incomplete.

F15 3-11 Tensi passes incomplete. James almost intercepted.

F15 4-11 Pritchett punts to C47. Fair catch. NC PENALIZED 15

FOR ROUGHING THE KICKER.

FIRST DOWN

F30 1-10 Giardino run no gain. Williams, Barlow.

F30 2-10 Giardino on trap run 8. Barlow, Parker.

F38 3-2 Tensi pass complete to Floyd 6. Williams

FIRST DOWN

F43 1-10 Giardino run 2 Deangels, Williams.

F45 2-8 Tensi pass complete Floyd 17.

FIRST DOWN

C38 1-10 Spooner run 3.

C35 2-7 Tensi pass complete Floyd 20.

FIRST DOWN

C15 1-10

END OF FIRST QUARTER

FSU 7 NCS 0



## SECOND QUARTER

FSU-NC STATE

## FSU BALL

C15 1-10 Spooner run 34. Deangelis, James.  
 C12 2-7 Tensi back to pass loses 11. Martin.  
 C23 3-18 Tensi pass complete Spooner ~~xxxx~~ loss of 8. Ellis  
 C31 4-26 Murdock's Field Goal attempt is wide.

## NCS BALL 12:54

C20 -10 DeArment run 6. Bibent.  
 C26 -4 Falzarano run 1. McDowell, Sumner  
 C27 -3 DeArment fumble, Bradburn recovers  
 for NC, loss of 3.  
 C25 -6 Skosnik punts to F 36, Winfred Bailey  
 returns to NCS 30. 35 yard return.

## FSU BALL 10:46 left

C30 1-10 Giardino run 2.  
 C28 2-9 Tensi pass complete Floyd 13. FIRST DOWN  
 C15 1-10 Giardino run 6.  
 C9 2-4 Giardino run 6. FIRST DOWN  
 C3 1-6 Giardino run 2.  
 C1 2-6 Giardino TOUCHDOWN (7:57 left) FSU 13 NC 0  
 Murdock's kick is GOOD. FSU 14 NC 0

\* \* \* \* \*  
 Murdock kicks off to end zone, DeArment returns to C37. Bailey.

## NCS BALL 7:31 left

C7 1-10 Noggle run 3. Pennie  
 C47 2-7 Frank Pennie recovers fumble for FSU.

## FSU BALL 6:30 left

C38 1-10 Tensi passes complete to Biletnikoff for TOUCHDOWN.  
 Play covered 39 yard. (6:29 Left) FSU 20 NC 0  
 Murdock's kick is GOOD. FSU 21 NC 0

\* \* \* \* \*  
 Murdock kicks off to C goal line, Coleman returns to C15. Ehler.

## NCS BALL 6:11 left

C15 1-10 Andrews run 3.  
 C18 2-7 Coleman run 5. Sumner.  
 C23 3-2 DeArment run loses 1. McDowell.  
 C22 4-3 Skosnik punts to F34. Bibent returns  
 to F# 35.

## FSU BALL 4:00 left

F35 1-10 Tensi pass complete Biletnikoff for 24x14. FIRST DOWN  
 F50 1-10 Tensi pass complete Biletnikoff 14. FIRST DOWN  
 C36 1-10 Tensi pass incomplete. Barlow almost intercepted.  
 C36 2-10 Tensi pass complete Biletnikoff 9. (Inches short)  
 C27 3-1 Spooner run 2. FIRST DOWN  
 C25 1-10 Tensi pass incomplete.  
 C25 2-10 Giardino run 1.  
 C24 3-9 Tensi pass intercepted by Barlow on C14, returns to C41.

## NC BALL 1:49 left. FSU LOSES 5 for DELAY

C44 1-20 Skosnik complete to Gentry 27. FIRST DOWN  
 F48 2-10 Skisnik pass incomplete.  
 F48 2-10 Skosnik complete to Falzzarno 7.  
 F41 3-3 Skosnik dropped for loss 6, Garvin, Penie  
 F46 4-9 Skosnik pass incomplete.

## FSU BALL 1:21 left (Pritchett at QB for FSU)

F46 1-10 Pritchett run 5.  
 C49 2-5 Pritchett run 4.  
 C45 3-1 Tensi pass incomplete. Smith.  
 C45 4-1 Pritchett punts into end zone. No return. 26yard kick.

## NC BALL 0:13 left

C20 1-10 Skisnik run no gain.

END OF HALF FSU 21 NCS 0

# FLASH FOOTBALL STATS

Quick Halftime and After Game Reports of Vital Team Statistics and Individual Leaders

HALFTIME

Circle One

FINAL

## TEAM STATISTICS

	FLA. STATE	N.C. STATE
First Downs . . . . .	14	3
Rushing Yardage (Net) . . . . .	70	31
Passing Yardage (Net) . . . . .	139	16
Passes (Completions-Attempts) . . . . .	10-18	3-6
Passes Intercepted by . . . . .	0	1
Punts (Number-Average) . . . . .	2-31.5	4-42.3
Fumbles Lost . . . . .	0	2
Yards Penalized . . . . .	5	15

## INDIVIDUAL LEADERS

### FLA. STATE

RUSHING	Att'd	Net Yards	Avg.
Giardino	13	39	3.0
Spooner	8	25	3.1
Bibent	1	9	9.0

PASSING	Att'd	Compl.	Had Int'd	Net Yards
Tensi	18	10	1	139

PASS RECEIVING	No. Rec'd	Net Yards	For TD
Biletnikoff	5	82	1
Floyd	4	45	0
Spooner	1	-8	0

### N.C. STATE

RUSHING	Att'd	Net Yards	Avg.
De Arment	7	19	2.7
Falzarano	5	10	2.0
Andrews	2	5	2.5

PASSING	Att'd	Compl.	Had Int'd	Net Yards
Skosnik	6	3	0	16

PASS RECEIVING	No. Rec'd	Net Yards	For TD
Gentry	1	7	0
Falzarano	1	7	0



## FSU VS NC STATE

THIRD QUARTER

Glen Sasser kicks to F 4, Elton Revell returns to 29.

## FSU BALL

F29 1-10 Giardino run 3.  
 F32 2-7 Giardino run 5.  
 F37 3-2 Tensi pass complete Biletnokoff 7. FIRST DOWN  
 F44 1-10 Spooner run 6. Skisnik  
 C49 2-4 Spooner run 4. FIRST DOWN  
 C45 1-10 Spooner run 1. Sasser  
 C44 2-9 Giardino run 5.  
 C39 3-4 Tensi pass incomplete. Skisnik  
 C39 4-4 Tensi punts to C15, James calls fair catch and fumbles  
 and Pennie recovered for FSU. (His third of the night)  
 C17 1-10 Giardino run 5. James.  
 C12 2-5 Giardino run no gain. James  
 C12 3-5 Tensi passes to Biletnikoff for TOUCHDOWN.  
 Murdock's kick is GOOD (9:25 left)

FSU 27 NC 0  
 FSU 28 NC 0

\* \* \* \*

Murdock kicks to end zone, Dearment returns to C23. Garvin

NC BALL 9:09 left

C23 1-10 Skosnik pass to Darmentxx 6.  
 C30 2-34 Skosnik pass incomplete.  
 C30 23-4 Skosnik's pass blocked, Pennie.  
 C30 4-4 Skosnik punts to F 10, Bill Campbell  
 returns to F 27. (60 yard kick)

## FSU BALL

8:00 left FSU'S SECOND UNIT IN, PRITCHETT AT CB  
 F27 1-10 Green run 3.  
 F30 2-7 Green run 5.  
 F35 3-2 Pritchett passes incomplete. MOTION PENALTY DECLINED BY NC  
 F35 4-2 Pritchett punts to C30, Guin fumbled but recovered at 35.  
 NO BALL 6:20 left

C35 1-10 Noggle run 2. McDowell  
 C37 2-8 Noggle pass complete Golmont 12. FIRST DOWN  
 C49 1-10 Noggle pass complete Dearment 8.  
 F44 2-2 Noggle run 5 Sumner. BUT NC LOSES  
 FIVE, ILLEGAL MOTION  
 F49 2-7 Noggle run 2. Wettsetin  
 F46 3-5 Noggle passes incomplete.  
 F46 4-5 Skosnik punts to F7, out bounds.

## FSU BALL

\* 3:49 left  
 F7 1-10 Green run 4.  
 F11 2-6 Petko run up middle 11. Barlow FIRST DOWN  
 F22 1-10 Petko run 4.  
 F26 2-6 Pritchett run 13. FIRST DOWN  
 F39 1-10 FSU LOSES FIVE ILLEGAL MOTION  
 F34 1-15 Pritchett trapped, runs for 6. Genry  
 F40 2-9 Pritchett pass complete Revell 12. Tart. FIRST DOWN  
 C49 1-10 Green run no gain. Golden.  
 C49 2-10 Pritchett pass complete Bud Blankenship 10 FIRST DOWN  
 C39 1-10 Pritchett pass incomplete. Wachter almost had it.

THIRD QUARTER ENDS

FSU 28 NCS 0

## FSU VS NC STATE

FOURTH QUARTER

## FSU BALL

C39 2-10 Green on draw for 14. FIRST DOWN  
 C25 1-10 Pritchett passes incomplete.  
 C25 2-10 Pritchett pass incomplete. Golmont.  
 C25 3-10 Tony Gero dropped for loss of 9. Jenkins  
 C34 4-19 Murdock's FG try is way short.

## NCS BALL 13:25 left

C20 1-10 Andrews run 4. Lurie.  
 C24 2-6 Noggle run no gain. Recovers own fumble.  
 C24 3-6 Noggle dropped by Parrish loss 8.  
 C16 4-14 Skosnik punts to F40, Bill Campbell  
 fumbles and Jenkins recovers for FSU NC.  
 F45 1-10 Noggle passes to Wendell Coleman for  
 the TOUCHDOWN FSU 28 NC 6

Skosnik pass incomplete BUT REFEREE (10:52)  
 RULES ILLEGAL MOTION BEFORE PLAY STARTED.

Skosnik's pass again incomplete FSU 28 NC 6

Time 10:52 left

\* \* \* \*

Sasser kicks to F 7, Green returns to F 34. Andrews

FSU BALL 10:30 left Tony Gero at CB

F34 1-10 Green run 4.  
 F38 2-6 Green run loses 2. Gentry  
 F36 3-8 Gero thrown for loss of 10. Martin.  
 F26 4-18 John Hossak punts to C39, Tart returns to C42.

## NCS BALL 8:17 left

C42 1-10 Skosnik pass complete Tart 5.  
 C47 2-5 Skosnik pass deflected, incomplete.  
 C47 3-5 Skosnik pass incomplete.  
 C47 4-5 Skosnik punts to F 12. Fair Catch.

## FSU BALL 7:15 left

F12 1-10 Spooner run 3.  
 F15 2-7 Tensi passes incomplete.  
 F15 3-7 Tensi pass complete Floyd 18. FIRST DOWN  
 F33 1-10 Tensi pass incomplete.  
 F33 2-10 Green run 7. Martin  
 F40 3-3 Tensi pass complete Biletnokof 7 BUT NC LOSES FIFTEEN  
 FOR PERSONAL FOUL TO NC 45.

C45 1-10 Spooner run 5.  
 C40 2-5 Tensi pass intercepted by Ngale at C17. (Illegal motion  
 against FSU is refused.) Pass returned to 22.

## NC BALL 4:56 left

C22 1-10 Noggle pass complete Gentry.  
 Good for 15 yards. Ehler FIRST DOWN  
 C37 1-10 Noggle thrown by Herman loss 7.

## FSU REFUSES HOLDING PENALTY

C30 2-17 Noggle pass incomplete.  
 C30 3-17 Noggle trapped for no gain. Sumner  
 C30 4-17 Skosnik punts to F31, is thrown at  
 F21. 49 yard kick. Bailey

## FSU BALL 3:03 left

F21 1-10 Green thrown for loss of 9. Moore  
 F12 2-19 Green run no gain. Moore  
 F12 3-19 Gero pass incomplete.  
 F12 4-19 RxxxHosack punts to F44, fair catch.

## NCS BALL 1:31 Left

F44 1-10 Noggle trapped, loss 6. Sumner  
 -50 2-16 Noggle pass complete Coleman 4.  
 F46 3-12 Noggle dropped loss 12. J. Parrish  
 C43 4-24 Noggle pass intercepted by  
 Winfred Bailey as the game ends. No return.

END OF GAME

FSU 28 NCS 6

##



FSU VS NORTH CAROLINA STATE

THE LINEUPS

FLORIDA STATE:

ENDS: Wachtel, Floyd, McDuffie, Dawson, D'Allesandro,  
Blankenship, Garvin, Gunter Weststein.

TACKLES: Braggins, Williams, Sumner, MacMatthews, West, Mangan  
C. Pennie, F. Pennie.

GUARDS: Avezlano, ~~xxxxxxStephenxxxxxxxxxx~~ Williamson, Lurie,  
McDowell, Hermann, Parrish, Pope, Mackenzie.

CENTERS: Pitts, Stephens, Edwards, Shinhoser,

HALFBACKS: Conway, Green, Jones, Bibent, Revell, Biletnikoff,  
B. Campbell, Spooner, Bailey, Petko, Menendez. Hosack

FULLBACKS: Giardino, Narramore, Murdock, Ehler, Mankins

QUARTERBACK: F Gero, Tensi, Massey, Pritchett

NORTH CAROLINA STATE:

ENDS: Hall, Gentry, Taylor, Barlow, Golmont, Mann

TACKLES: Sasser, Amato, Monago, Parker, Carter, Ellis, Moore

GUARDS: ~~M~~ Snow, Smith, Simpson G., B. Williams, Martin, Jenkins

CENTERS: C. Bradburn, DeAneglis, Jackson, Everett.

HALFBACKS: DeArment, Tart, Rowe, Guin, Brown, W. Coleman

FULLBACKS: Falzarano, Andrews, Golden, Wyland

QUARTERBACKS: Skosnik, Noggle, James.

##

FLORIDA STATE VS NC STATE  
SCORING SUMMARY

FIRST QUARTER:

Phil Spooner scored from the 2 after a 25 yard drive in 6 plays. Spooner got 13 of the 25 yards, Giardino 11. Murdock kicked PAT.

SECOND QUARTER:

Wayne Giardino scored from the 1 after a 30 yard drive following a 35-yard punt return by Wilfred Bailey. Murdock kicked PAT.

Tensi took a long Tensi pass for 38 yards and a touchdown with 6:29 left in the half after Frank Pennie had recovered a NC fumble.

THIRD QUARTER:

Biletnikoff took a 12 yard Tensi pass for the touchdown x after a 71 yard drive in 12 plays, including a punt that NC state fumbled at their own 15 and Pennie recovered. Murdock kicked for the PAT.

FOURTH QUARTER:

Wendell Coleman took a 45 yard pass from Charles Noggle for NC State's only  $\frac{1}{2}$  touchdown. A two-point pass try was incomplete. The  $\frac{1}{2}$  score came after an 80 yard drive in 5 plays, including a punt with FSU's Bill Campbell fumbled at the FSU 45.

SCORE BY QUARTERS	1	2	3	4	SCORE
FSU	7	14	7	0	28
NCS <sup>†</sup>	0	0	0	6	6

SCORING:

Spoooner, 2 $\frac{1}{2}$  run (Murdock kick)

Giardino 1 run, (Murdock kick)

Biletnikoff 38, 10 yds from Tensi (Murdock kick)

Biletnikoff 12 pass from Tensi (Murdock Kick)

W. Coleman 45 <sup>from Noggle</sup> pass/(pass failed)

##



4557

## FINAL TEAM FOOTBALL STATISTICS

Scoring: FSU - Spooner 6 run; Murdock kick. FSU - Giardino 1 run; Murdock kick. FSU - Biletnikoff 38 pass from Tensi; Murdock kick. FSU - Biletnikoff 11 pass from Tensi; Murdock kick. N.C. State - Coleman 45 pass from Skosnik; pass failed.

[illegible]

# FINAL INDIVIDUAL FOOTBALL STATISTICS

FSU

## RUSHING

Player	Att.	Gain	Loss	Net
Giardino	18	61	2	59
Spooner	13	45	1	44
Green	10	37	10	27
Pritchett	4	27	0	27
Petko	2	15	0	15
Bibent	1	9	0	9
Tensi	1	0	11	-11
Gero	2	0	19	-19

## PASSING

Player	Att.	Compl.	Intc.	Yds.
Tensi	25	13	2	175
Pritchett	6	2	0	22
Gero	1	0	0	0

## PASS RECEIVING

Player	No.	Yds.	TD
Biletu, Koff	7	100	2
Floyd	5	63	0
Revell	1	12	0
Spanner	1	-8	0

## PUNTING

Player	No.	Avg.
Pritchett	4	30.5
Hasack	2	33.5

## KICKOFF RETURNS

Player	No.	Yds.
Revell	1	26
Green	1	27

## PUNT RETURNS

Player	No.	Yds.
Bailey	3	35
Campbell	2	22
Bibent	1	0

## PASS INTERC.

Player	No.	Yds.
Bailey	1	0

NCS

## RUSHING

Player	Att.	Gain	Loss	Net
DeArment	7	22	3	19
Falzarano	5	12	2	10
Andrews	3	9	0	9
Calman	1	5	0	5
Skosnik	4	0	11	-11
Naggle	9	9	35	-26

## PASSING

Player	Att.	Compl.	Intc.	Yds.
Skosnik	14	6	1	72
Naggle	5	4	0	38

## PASS RECEIVING

Player	No.	Yds.	TD
Calman	3	59	1
DeArment	3	15	0
Gentry	2	22	0
Falzarano	1	7	0
Tart	1	5	0

## PUNTING

Player	No.	Avg.
Skosnik	9	41.7

## KICKOFF RETURNS

Player	No.	Yds.
DeArment	1	24
Skosnik	1	17
Calman	1	16

## PUNT RETURNS

Player	No.	Yds.
Guin	2	16
Tart	1	3
James	1	2

## PASS INTERC.

Player	No.	Yds.
Parlow	1	27
Naggle	1	5

PUNTING AVERAGE, TART

Number Punt Returned

NET YARDS PUNT RETURNED

Number Punt Returned

NET YARDS PUNT RETURNED

Number Punt Returned

NET YARDS PUNT RETURNED

Number Punt Returned

NET YARDS PUNT RETURNED

Number Punt Returned



POST GAME QUOTES

EARLE EDWARDS, NORTH CAROLINA STATE.

"IT WAS A LONG EVENING. ABOUT THE ONLY THINGS GOOD FOR US WAS THE PUNTING OF SKOSNIK AND WE GOT A CHANCE TO PLAY A LOT OF NEW BOYS.

"IT LOOKED ~~TEX~~ LIKE THEY WERE TRYING TO GOT SOME NATIONAL RANK THERE AT THE END." (ABOUT FSU USING REGULARS AT END.)

THIS IS THE SECOND WEEK IN A ROW THAT WE HAVE GIVEN IT AWAY BEFORE WE GOT STARTED. WE JUST GAVE THEM TOO GOOD A START.

"THEY HAVE A GOOD FOOTBALL TEAM. THEY PASS WELL.  
"YOU CAN'T WIN IF YOU GIVE THE BALL AWAY ALL THE TIME.

QUOTES ~~XXXX~~ FROM FLORIDA STATE COACH BILL PETERSON

"I thought the big thing tonight was the mistakes that N.C. ~~State~~ State made and the way we ~~capitalized~~ capitalized on them. However, we played well ~~enough~~ enough to win. They were tough and stayed right in there with us. We tried to play our second teams as much as ~~possible~~ possible to save our boys.

"I thought our passing attack and our defense was extremely sharp, but our running game didn't look as good as it ~~has~~ has. I do think Phil Spooner and Wayne Giardino did well in that department."

NOTE: There is no report yet on the nature or the ~~seriousness~~ seriousness of Ed Pritchett's injury. It appears to be a bruise on the left leg, however. He is undergoing a doctor's examination at present.