

(ORIGINAL)

SUMMARY OF FOOTBALL GAME STATISTICS – Visiting Team

Visiting Team FLORIDA STATE First Downs: (Rush) 6 (Pass) 7 (Pen.) 0 Total 13 Penalties Against: (No.) 8 (Yards) 92 Own Fumbles: (No.) 1 (Lost) 0

(Don't Use) NCAB CODE	PLAYER	RUSHING				FORWARD PASSING					TOTAL OFFENSE		RECEIVING			INT. RETURNS		PUNTING			PUNT RETURNS		K.O. RETURNS		SCORING									
		Times Carried	Yards Gain	Yards Loss	Net Gain	No. Att.	No. Comp.	Had Int.	Net Gain	Scoring		Total Plays	Net Gain	No. Caught	Yards Gain	TD's	No. Inter.	Yards Return	Times Kicked	Yards Kicked	Blkd.	Number Returns	Yards Return	Number Returns	Yards Return	Touch-downs	X Pts. Kick		Other X Pts.		Field Goals		Points	
										TD's	Conv.																Att.	Made	Att.	Made	Att.	Made		
	GIARDINO	A 9	23	4	19	B						C 9	19	D 1	10	0	E		F			G		H		S								
	PRITCHETT	A 9	30	15	15	B 29	14	2	128	0	0	C 38	143	D			E		F			G		H		S								
	SPOONER	A 4	23	0	23	B						C 4	23	D 2	13	0	E		F			G		H		S								
	HOSACK	A				B						C		D			E		F 5	169	0	G		H		S								
	PETKO	A 11	41	1	40	B						C 11	40	D 1	10	0	E		F			G		H		S								
	BLANKENSHIP	A				B						C		D 3	28	0	E		F			G		H		S								
	J. JONES	A				B						C		D 1	13	0	E		F			G		H		S								
	MANIKINS	A 2	9	0	9	B						C 2	9	D			E		F			G		H		S								
	MOREMAN	A 1	2	0	2	B						C 1	2	D 1	10	0	E		F			G		H 1	20	S								
	Wetstein	A				B						C		D 4	42	0	E		F			G		H		S								
	Weptharell	A				B						C		D 1	13	0	E		F			G		H		S								
	CONWAY	A				B						C		D			E 1	0	F			G		H		S								
	BIRENT	A				B						C		D			E		F			G 1	0	H		S								
	ROBERTS	A				B						C		D			E		F			G		H		S	0	0	0	0	0	1	1	3
		A				B						C		D			E		F			G		H		S								
		A				B						C		D			E		F			G		H		S								
		A				B						C		D			E		F			G		H		S								
		A				B						C		D			E		F			G		H		S								
		A				B						C		D			E		F			G		H		S								
		A				B						C		D			E		F			G		H		S								
	TEAM TOTALS	A 36	128	20	108	B 29	14	2	128	0	0	C 65	236	D 14	128	0	E 1	0	F 5	169	0	G 1	0	H 1	20	S	0	0	0	0	1	1	3	

Opponents TEXAS CHRISTIAN First Downs: (Rush) 2 (Pass) 9 (Pen.) 1 Total 12 Penalties Against: (No.) 7 (Yards) 74 Own Fumbles: (No.) 5 (Lost) 5

Enter Here Team Totals From Home Team Summary	RUSHING				FORWARD PASSING					TOTAL OFFENSE		RECEIVING			INT. RETURNS		PUNTING			PUNT RETURNS		K.O. RETURNS		SCORING								
	Times Carried	Yards Gain	Yards Loss	Net Gain	No. Att.	No. Comp.	Had Int.	Net Gain	Scoring		Total Plays	Net Gain	No. Caught	Yards Gain	TD's	No. Inter.	Yards Return	Times Kicked	Yards Kicked	Blkd.	Number Returns	Yards Return	Number Returns	Yards Return	Touch- downs	X Pts. Kick		Other X Pts.		Field Goals		Points
									TD's	Conv.																Att.	Made	Att.	Made	Att.	Made	
HOME TEAM TOTALS	A 31	102	11	91	B 20	13	1	118	0	0	C 51	209	D 13	118	0	E 2	0	F 5	171	0	G 3	42	H 3	46	S 1	0	0	0	0	0	0	7

(ORIGINAL)

# SUMMARY OF FOOTBALL GAME STATISTICS – Home Team

Home Team TEXAS CHRISTIAN First Downs: (Rush) 2 (Pass) 9 (Pen.) 1 Total 12 Penalties Against: (No.) 7 (Yards) 74 Own Fumbles: (No.) 5 (Lost) 5

(Don't Use) NCAB CODE	PLAYER	RUSHING				FORWARD PASSING					TOTAL OFFENSE		RECEIVING			INT. RETURNS		PUNTING			PUNT RETURNS		K.O. RETURNS		SCORING									
		Times Carried	Yards Gain	Yards Loss	Net Gain	No. Att.	No. Comp.	Had Int.	Net Gain	Scoring		Total Plays	Net Gain	No. Caught	Yards Gain	TD's	No. Inter.	Yards Return	Times Kicked	Yards Kicked	Blkd.	Number Returns	Yards Return	Number Returns	Yards Return	Touch-downs	X Pts. Kick		Other X Pts.		Field Goals		Points	
										TD's	Conv.																Att.	Made	Att.	Made	Att.	Made		
	LANDON	A 8	21	1	20	B						C 8	20	D 3	20	0	E		F			G		H		S								
	POST	A 15	56	0	56	B						C 15	56	D 1	(4)	0	E		F			G		H		S 1	0	0	0	0	0	0	6	
	NIX	A 3	18	0	18	B 15	8	1	62	0	0	C 18	80	D			E		F			G		H		S								
	GIBBS	A				B						C		D			E		F 5	17	0	G		H		S								
	BALL	A				B						C		D 2	18	0	E		F			G		H		S								
	D. SMITH	A 1	2	0	2	B						C 1	2	D			E		F			G		H		S								
	CAMPBELL	A				B						C		D 7	81	0	E		F			G		H		S								
	BAYER	A 2	3	2	1	B						C 2	1	D			E		F			G		H		S								
	SHABAY	A 2	2	8	(6)	B 5	5	0	56	0	0	C 7	50	D			E		F			G		H		S								
	Gresham	A				B						C		D			E 1	0	F			G		H		S								
	HORAK	A				B						C		D			E 1	0	F			G 3	42	H 3	46	S								
	ALFORD	A				B						C		D			E		F			G		H		S 0	1	1	0	0	0	0	1	
		A				B						C		D			E		F			G		H		S								
		A				B						C		D			E		F			G		H		S								
		A				B						C		D			E		F			G		H		S								
		A				B						C		D			E		F			G		H		S								
		A				B						C		D			E		F			G		H		S								
		A				B						C		D			E		F			G		H		S								
		A				B						C		D			E		F			G		H		S								
	TEAM TOTALS	A 31	102	11	91	B 20	13	1	118	0	0	C 31	201	D 13	118	0	E 2	0	F 5	171	0	G 3	42	H 3	46	S 1	4	1	0	0	0	0	7	

Opponents FLORIDA STATE First Downs: (Rush) 6 (Pass) 7 (Pen.) 0 Total 13 Penalties Against: (No.) 8 (Yards) 12 Own Fumbles: (No.) 1 (Lost) 0

Enter Here Team Totals From Visiting Team Summary	RUSHING				FORWARD PASSING						TOTAL OFFENSE		RECEIVING			INT. RETURNS		PUNTING			PUNT RETURNS		K.O. RETURNS		SCORING															
	Times Carried	Yards Gain	Yards Loss	Net Gain	No. Att.	No. Comp.	Had Int.	Net Gain	Scoring		Total Plays	Net Gain	No. Caught	Yards Gain	TD's	No. Inter.	Yards Return	Times Kicked	Yards Kicked	Blkd.	Number Returns	Yards Return	Number Returns	Yards Return	Touch- downs	X Pts. Kick		Other X Pts.		Field Goals		Points								
									TD's	Conv.																Att.	Made	Att.	Made	Att.	Made									
VISITING TEAM TOTALS	A	36	138	30	108	B	21	14	2	124	0	0	C	37	232	D	14	144	0	E	7	30	F	5	109	0	G	1	0	H	1	0	S	0	0	0	0	1	1	3



FLORIDA STATE

ALPHABETICAL ROSTER

No.	Name	Pos.	Wt.	Ht.	Age	Class	Hometown
51	Joe Avezzano**	OG	229	6-2	22	Sr.	Miami
22	Maury Bibent**	DB	193	6-0	23	Sr.	Cincinnati, O.
86	Buddy Blankenship	OE	200	6-3	21	Jr.	Atlanta, Ga.
40	Mike Blatt	LB	202	5-11	19	Soph.	Key West
64	Dave Braggins	OT	223	6-2	20	Jr.	Lake Wales
67	Mike Bugar	DT	204	6-1	19	Soph.	Youngstown, O.
26	Bill Campbell	DB	177	5-9	20	Jr.	Tampa
15	Pat Conway*	DB	180	5-10	20	Jr.	Miami
31	Bill Cox	HB	178	6-1	19	Soph.	Atlanta, Ga.
80	Stan Croley	DE	192	6-2	20	Soph.	Dade City
84	Geo. D'Alessandro**	DE	202	5-11	22	Sr.	Fort Meyers
43	Howard Ehler**	DB	195	5-10	21	Sr.	Tavares
76	Donnie Ellers	OT	234	6-3	19	Soph.	Bessemer, Ala.
87	Terry Garvin*	DE	205	5-11	22	Sr.	Pensacola
12	Tony Gero	QB	186	5-10	21	Jr.	Madison, N. J.
23	Wayne Giardino*	FB	192	5-10	22	Jr.	West Palm Beach
11	Kim Hammond	QB	185	6-1	21	Soph.	Melbourne
35	John Hosack	HB	194	5-10	20	Jr.	Miami
21	Donovan Jones	OE	196	6-1	20	Jr.	Lakeland
88	Jerry Jones	OE	185	6-1	20	Soph.	Jesup, Ga.
73	Larry Kissam	OT	223	6-0	20	Jr.	Inglewood, Calif.
17	Marty Kolbus	QB	185	6-2	19	Soph.	East Chicago, Ind.
42	Alan LaMarche	DB	190	5-11	20	Soph.	Hollywood
62	Howard Lurie*	LB	201	6-0	21	Sr.	Northridge, Calif.
77	Bob Mangan**	OT	229	6-1	23	Sr.	Atlanta, Ga.
44	Jim Mankins	HB	221	6-2	21	Jr.	King City, Calif.
14	Jim Massey**	DB	175	5-11	22	Sr.	Cairo, Ga.
74	Jay Mac Matthews	DT	229	6-1	21	Jr.	Chiefland
63	Bill McDowell**	LB	208	6-1	21	Sr.	Tallahassee
52	Wayne McDuffie*	C	208	6-2	21	Jr.	Hawkinsville, Ga.
41	Bob Menendez	DB	194	5-10	20	Jr.	Key West
30	Bill Moremen	HB	181	5-11	20	Soph.	Daytona Beach
68	Joe Parrish**	LB	194	6-1	23	Sr.	Auburndale
78	Charles Pennie	DT	240	6-4	20	Jr.	Hollywood
79	Frank Pennie**	DT	252	6-4	22	Sr.	Hollywood
29	Joe Petko**	FB	194	5-9	22	Sr.	Shaker Heights, O.
53	David Pitts*	MG	202	5-9	21	Jr.	Blountstown
69	Edwin Pope	OG	208	6-1	21	Jr.	Waycross, Ga.
16	Ed Pritchett**	QB	181	6-2	24	Sr.	Decatur, Ga.
24	Elton Revell	HB	174	6-0	21	Jr.	Tallahassee
32	Bill Richardson	DB	189	6-0	20	Soph.	Jesup, Ga.
33	Butch Riser	DB	181	6-0	20	Soph.	Sanford
85	Pete Roberts	PK	200	5-11	20	Soph.	Gainesville
61	Jack Shinholser**	MG	217	6-1	23	Sr.	Tampa
27	Phil Spooner**	HB	185	5-11	22	Sr.	Fort Meyers
54	John Stephens*	C	201	6-1	20	Jr.	Tallahassee
83	Thurston Taylor	OT	216	6-2	19	Soph.	College Park, Ga.
55	Bob Urich	C	198	6-2	19	Soph.	Toronto, O.
75	Rommy Vistart	DT	270	6-3	20	Soph.	Colquitt, Ga.
81	H. T. Waller	DE	186	6-1	20	Soph.	Vernon
28	T. K. Wetherell	HB	185	5-10	20	Soph.	Daytona Beach
89	Max Wettstein**	OE	214	6-3	21	Sr.	Leesburg
70	Del Williams*	OT	230	6-2	20	Jr.	Live Oak
60	Larry Williamson	OG	215	5-11	20	Jr.	Macon, Ga.

NOTE: \*Denotes letters won.

TCU

ALPHABETICAL ROSTER

No.	Name	Pos.	Wt.	Ht.	Age	Cl.-Exp.	Home
46	Adams, Mike	QB	185	6-0	20	So-1Sq	Hend
91	Alford, Bruce Jr.	PK	180	6-0	20	Jr-1L	Fort
86	Ball, Joe	PE	203	6-3	20	Sr-2L	Grah
74	Barber, Fred	TT	217	6-3	20	So-FN	Hous
70	Barker, Bobby	DLE	201	6-1	23	Sr-2Sq	La M
34	Bayer, Ernest	FB	200	6-1	21	Sr-2L	Can
71	Bratcher, Mike	DRT	205	6-1	19	So-FN	Celin
85	Campbell, Charles	TE	194	6-2	21	Jr-1L	Fort
61	Cooper, Gary	DG	208	6-0	22	Sr-2L	Ever
77	Cross, Danny	DLT	195	6-1	19	So-FN	Donn
67	DiCuffa, Jimmy	DG	207	6-0	20	So-1Sq	Dimm
66	Fowler, Harry	TT	204	6-0	20	So-1Sq	Lamp
44	Gibbs, Donnie	QB	184	6-3	19	So-FN	Tyler
62	Gilliam, Butch	PG	219	6-0	22	Jr-2Sq	Belt
54	Goodman, Rocky	LB	225	6-1	20	So-FN	Hous
55	Gresham, E. A.	LB	215	6-4	19	So-FN	Grah
15	Hennessee, Gary	DHB	182	6-0	20	So-1Sq	Meri
73	Herrington, Charles	DLT	207	6-0	20	So-1Sq	Oran
19	Horak, Frank	Saf.	185	6-0	20	Jr-1L	Cald
27	Hudler, Cubby	HB	170	5-10	20	So-1Sq	Victo
84	Jamail, Steve	DLE	198	6-0	19	So-FN	La M
82	Johnson, Doyle	DLE	200	6-2	21	Jr-1L	Galer
60	Johnston, Dale	PG	196	6-2	19	So-FN	Oran
18	Jones, Dan	DHB	180	6-2	21	Sr-2L	Fort
21	Landon, Steve	HB	192	6-1	19	So-FN	Waco
75	Lloyd, Doug	DRT	214	6-0	21	So-1Sq	La M
48	McKissick, Charles	WB	175	5-10	20	So-FN	McKi
88	McMillon, Ron	DRE	195	6-2	20	So-1Sq	Lawn
64	Mitchell, Charles	DG	229	6-6	19	So-1Sq	Horat
57	Nayfa, Jim	C	231	6-3	20	Jr-1L	Fort
83	Nees, Gordon	TE	191	6-3	19	So-FN	Grah
53	Nelson, Bobby	LB	195	6-0	20	Jr-1L	Fort
22	Newman, Ronnie	HB	174	5-11	19	So-FN	Temp
11	Nix, Kent	QB	185	6-2	21	Sr-2L	Corpu
72	Nixon, Ronnie	DRT	212	6-1	21	Jr-1L	Hous
81	Perry, Larry	DRE	175	6-1	21	Sr-2L	Dallas
38	Post, Kenneth	FB	195	6-1	20	So-FN	El Car
68	Pyle, Louis	DG	205	6-0	20	So-1Sq	Hous
52	Ray, Don	C	200	6-0	20	So-1Sq	McAll
63	Reeves, Norman	TG	195	5-11	19	So-FN	Port A
14	Richards, John	DHB	180	6-0	20	Jr-1L	Fort
33	Shabay, P. D.	QB	206	6-2	20	So-FN	Grah
80	Sherrell, Joe	TE	191	6-1	20	So-1Sq	Irving
78	Sitra, Adon	PT	200	5-11	21	Jr-1L	Austin
23	Smith, David	HB	198	6-0	23	Jr-1L	Fort
24	Smith, Paul	Saf.	180	6-1	21	Jr-2Sq	Frank
69	Stout, Russell	TG	200	6-0	22	Sr-2L	Port A
25	Uptegraph, Gene	WB	187	6-3	21	Jr-1L	San B
12	Westbrook, Richard	DHB	185	6-1	21	Jr-2Sq	Thorn
65	Williams, Porter	DG	208	6-0	21	Jr-1L	Corpu
26	Wood, Larry	WB	170	6-0	19	So-FN	Little
79	Young, Charles	PT	190	6-2	20	So-1Sq	Ever

TCU - FLORIDA ST. Officials:

Referee—Curly Hays  
Umpire—Oscar Edwards

Head Linesman—Ed Dusek  
Field Judge—Jack Langford

Back Judge—Charles



# FLORIDA STATE

## OFFENSE

LE	86	Buddy Blankenship	88	Jerry Jones
LT	70	Del Williams	64	Donnie Ellers
LG	69	Edwin Pope	71	Larry Kissam
C	54	John Stephens	55	Bob Urich
RG	51	Joe Avezzano	60	Larry Williamson
RT	64	David Braggins	77	Bob Mangan
RE	89	Max Wettstein	83	Thurston Taylor
QB	16	Ed Pritchett	11	Kim Hammond
LH	27	Phil Spooner	29	Joe Petko
RH	28	T. K. Wetherell	21	Donovan Jones
FB	23	Wayne Giardino	44	Jim Mankins

## DEFENSE

RE	87	Terry Garvin	80	Stan Croley
RT	78	Charles Pennie	74	Jay Matthews
MG	61	Jack Shinholser	53	David Pitts
LT	79	Frank Pennie	67	Mike Bugar
LE	84	Geo. D'Alessandro	81	H. T. Waller
LB	63	Bill McDowell	40	Mike Blatt
LB	68	Joe Parrish	62	Howard Lurie
CB	43	Howard Ehler	32	Bill Richardson
CB	22	Maury Bibent	41	Bob Menendez
Saf.	15	Pat Conway	14	Jim Massey
Saf.	26	Bill Campbell	15	Pat Conway

## CAPTAINS

61	Jack Shinholser	89	Max Wettstein
63	Bill McDowell		

## SPECIALISTS

Punters: 35 John Hosack, 16 Ed Pritchett  
Placements: 85 Pete Roberts

## NUMERICAL ROSTER

11	Hammond, QB	35	Hosack, HB	69	Pope, G
12	Gero, QB	40	Blatt, LB	70	Williams, T
14	Massey, DB	41	Menendez, DB	73	Kissam, T
15	Conway, DB	42	LaMarche, DB	74	Matthews, DT
16	Pritchett, QB	43	Ehler, DB	75	Vistart, DT
17	Kolbus, QB	44	Mankins, HB	76	Ellers, T
21	Jones, E	51	Avezzano, G	77	Mangan, T
22	Bibent, DB	52	McDuffie, C	78	C. Pennie, DT
23	Giardino, FB	53	Pitts, MG	79	F. Pennie, DT
24	Revell, HB	54	Stephens, C	80	Croley, DE
26	Campbell, DB	55	Urich, C	81	Waller, DE
27	Spooner, HB	60	Williamson, G	83	Taylor, T
28	Wetherell, HB	61	Shinholser, MG	84	D'Alessandro, DE
29	Petko, FB	62	Lurie, LB	85	Roberts, PK
30	Moreman, HB	63	McDowell, LB	86	Blankenship, E
31	Cox, HB	64	Braggins, T	87	Garvin, DE
32	Richardson, DB	67	Bugar, DT	88	Jones, E
33	Riser, DB	68	Parrish, LB	89	Wettstein, E

# TCU

## OFFENSE

TE	85	Sonny Campbell	83	Gordon Ne
TT	70	Bobby Barker	66	Harry Fowl
TG	69	Russell Stout	63	Norman R
C	57	Jim Nayfa	52	Don Ray
PG	62	Butch Gilliam	60	Dale Johns
PT	78	Adon Sitra	79	Charles Yo
PE	86	Joe Ball	80	Joe Sherre
QB	11	Kent Nix	33	P. D. Shaba
HB	21	Steve Landon	27	Cubby Hu
WB	23	David Smith	48	Charles M
FB	38	Kenneth Post	34	Ernest Bay

## DEFENSE

RE	81	Larry Perry	88	Ron McMi
RT	72	Ronny Nixon	71	Mike Brato
RG	65	Porter Williams	64	Charles M
LG	61	Gary Cooper	68	Louis Pyle
LT	73	Charles Herrington	77	Danny Cro
LE	82	Doyle Johnson	84	Steve Jama
RLB	55	E. A. Gresham	54	Rocky Goo
LLB	53	Bobby Nelson	52	Don Ray
RHB	14	John Richards	15	Gary Henni
LHB	18	Dan Jones	12	Richard We
Saf.	19	Frank Horak	24	Paul Smith

## CAPTAINS

18	Dan Jones	61	Gary Coop
34	Ernest Bayer	86	Joe Ball

## SPECIALISTS

Punters: 44 Donnie Gibbs  
KO, PAT, FG: 91 Bruce Alford, 44 Donnie

## NUMERICAL ROSTER

11	Nix, QB	46	M. Adams, QB	71	Bratche
12	Westbrook, DHB	48	McKissick, WB	72	Nixon,
14	Richards, DHB	52	Ray, C	73	Herring
15	Hennessee, DHB	53	Nelson, LB	74	Barber,
18	Jones, DHB	54	Goodman, LB	75	Lloyd, D
19	Horak, Saf.	55	Gresham, LB	77	Cross, D
21	Landon, HB	57	Nayfa, C	78	Sitra, P
22	Newman, HB	60	Johnson, PG	79	Young,
23	D. Smith, WB	61	Cooper, DG	80	Sherrell
24	P. Smith, Saf.	62	Gilliam, PG	81	Perry, D
25	Uptegraph, WB	63	Reeves, TG	82	Johnson
26	Wood, WB	64	Mitchell, DG	83	Nees, T
27	Hudler, HB	65	Williams, DG	84	Jamail,
33	Shabay, QB	66	Fowler, TT	85	Campbe
34	Bayer, FB	67	DiCuffa, DG	86	Ball, PE
38	Post, FB	68	Pyle, DG	87	Rogers,
41	Duffey, WB	69	Stout, TG	88	McMill
44	Gibbs, QB	70	Barker, TT	91	Alford,



# TEXAS CHRISTIAN FLORIDA STATE

OFFICIAL PROGRAM • TWENTY-FIVE CENTS • SEPTEMBER 25, 1965

TCU - AMON CARTER STADIUM



# The Home Opener!

BY JIM BROCK

*Sports Information Director*

In what promises to be one of the weekend thrillers in collegiate football, tonight's action here on the beautiful TCU Stadium turf brings together the TCU Horned Frogs and the air-minded Florida State Seminoles.

It is the home opener for the Frogs and the first contest of the season for the Florida folks, and everything points to a dandy evening of entertainment.

TCU kicked off 1965 play last week in Lincoln against the nation's top-ranked team, the Nebraska Cornhuskers. With probably its finest team in history and an overwhelming favorite for its third straight Big Eight championship, Nebraska showed class en route to a 34-14 triumph over the visiting Purples.

Despite the 20-point margin, the Cornhuskers found out they were in for a ball game. Jumping off to a quick 14-0 lead, the 'Huskers had tough sledding until a pass interception gave them a 21-7 budge just before intermission. Outweighed at least 20 pounds per man, the Frogs still showed a tough running game, and came out of the contest with some bright points.

Many thought the Nebraska outfit was as good as its pre-season rating. And the Horned Frog observers felt this Purple machine showed promise of being better than its predicted sixth place finish in the rugged Southwest Conference race. Not a real championship contender at this stage—but a ball club that might be capable of bringing one of the top teams left on the 1965 slate down to size. It looks real interesting.

## FSU Was 9-1-1 In 1964

The Seminole fans are anxious to take a look at their eleven tonight. It was quite a team in 1964 that Bill Peterson showed the opponents, including TCU, with the Seminoles racking up a 10-0 verdict right here on this same turf last season. Peterson's lads, sparked by that amazing aerial combination of Steve Tensi and Fred Biletznikoff and a terrific defense, plowed under nine opponents in 11 games. Only a tie with Houston and an upset loss to Virginia Tech ruined the perfect season. And the best moment in FSU's young major college career probably came in that 36-19 waltz over Oklahoma in the Gator Bowl.

Tensi and Biletznikoff are now in pro football, but several top-flight offensive personnel return, along with nearly all that defensive group (eight starters return).

Quarterback Ed Pritchett looks like he can fill Tensi's big shoes, and he has some top-notch receivers. Halfback Phil Spooner, the club's top rusher with 516 net yards, is back for a final fling. And Fullback Wayne Giardino a starter the last half of 1964, was FSU's No. 3 gainer.

In that defense is a lot of talent. Linebacker Bill McDowell and Middle Guard Jack Shinholser heads the returnees, while the big Pennie brothers, Frank (6-4, 252) and Charles (6-4, 240) give the FSU crowd fine tackle play.

This is the rubber game in the three-game series. TCU won the opener in the rain and mud at Tallahassee in 1963, 10-0. Then last year, FSU won here, 13-0.

## Frogs To Bounce Back?

Frog Coach Abe Martin, fielding his 13th Purple team, is anxious to see how his youngsters will react after the big meeting with Nebraska.

"We played one whale of a football game last Saturday," he said. "I can easily see why they were rated No. 1. We made some mistakes—but I was real proud of our overall effort. We were outmanned from the start, but we just seemed to continue to carry the fight to them. This team has something, and I look for it to improve with each outing."

It was no secret that the running of the two sophomores, Fullback Kenny Post and Halfback Steve Landon showed promise. Post, a rugged 195-pounder and star of the fall drills, ran for a net of 86 yards against a defense that held National Champion Arkansas to a net of 75 yards in the Cotton Bowl. Landon, a 192-pounder, added 46 more, including a nifty four-yard TD jaunt. End Joe Ball, one of the four captains, enjoyed perhaps his finest hour with his overall play.

On defense, the performances of End Larry Perry, the two guards, Porter Williams and Gary Cooper, and linebacker E. A. Gresham, a bright 215-pound newcomer, were highlights. Safety Frank Horak, tabbed the finest in the League, led all tackles, and made several nice gains on punt and kickoff returns.

## Nix, Shabay To Lead Purple

Senior Kent Nix, who owns one of the finest arms ever to hit the Frog campus, and strong Sophomore P. D. Shabay will lead the Frogs from the important up-back slot tonight. Landon and Post are the running backs, while David Smith, an experienced junior, probably will get the call at wingback ahead of Soph Charles McKissick.

Ball and Sonny Campbell, the SWC's No. 2 receiver last year, who made a brilliant play for his 10-yard TD pass from Nix against Nebraska, will be the ends; Bobby Barker, another star this fall; and junior Adon Sitra, will man tackle; Russell Stout, the team's most experienced player and burly Butch Gilliam are the guards; while big and improved Jim Nayfa is center.

Defensively, Perry and Doyle Johnson are due at end; rugged Ronnie Nixon and Soph Charles Herrington at tackle; with Williams and Cooper, one of the captains, in the middle. Gresham and quick Bobby Nelson are the linebackers. In the secondary, regarded one of the finest in many years, Dan Jones, John Richards and Horak all return from 1964.

Shabay's group will have Sophs Cubby Hudler, McKissick

1965 Programs Prepared and Edited By

JIM BROCK

Sports Information Director

TOM PROUSE, Sales Manager

Represented for national advertising by the Spencer Advertising Company, Inc., 271 Madison Avenue, New York 16, N. Y. Local advertising rates on request.



and veteran Ernest Bayer. Up front will be all sophomores.

And there are eight newcomers on the alternate defensive unit.

Bruce Alford, Jr., the expert kicking specialist, is back after a fine sophomore year. And Soph Donnie Gibbs showed top form as the punter last week.

"This team wants to do well with each game, and if they continue their enthusiasm and effort, they will win some games," concluded Martin.


### Arkansas Is Next

TCU bounces into Southwest Conference action next Saturday night against the red-hot Arkansas Razorbacks at Little Rock. The Hogs again have splendid material, and are choice of many to repeat as champion. They really rolled over Oklahoma State, 28-14, last week for their 12th straight victory.

Then it will be improved Texas Tech at Lubbock, before returning home to test the spirited Texas A&M Aggies here in a night game on October 16. Tickets are now on sale for this game and all TCU games at the Daniel-Meyer Coliseum. Office hours are 9-5 daily, and 9-11:30 a.m. on Saturdays. Also the Amusement Ticket Service at the Blackstone will handle home game tickets during the week.

In other action involving Southwest Conference teams, Texas, the pick for the title, and Texas Tech collide in the feature at Austin tonight. Baylor, who upset Auburn last week is host to Washington at Waco, while Rice bumps into tough LSU at Baton Rouge. Both also are night games. This afternoon, SMU visited Illinois at Champaign, Arkansas entertained Tulsa at Fayetteville, and Texas A&M invaded Atlanta to test Georgia Tech.

As it has been said many times, it indeed looks like a very interesting fall—and college football crowds continue to grow.



**JOE BALL — TCU**

One of the team captains, this big strong senior end had one of his finest games against Nebraska. He is from Graham.

## A Seminole Capsule

### GENERAL

*President:* Dr. John E. Champion.

*Location:* Tallahassee, Florida.

*Enrollment:* 12,735.

*Colors:* Garnet and Gold.

*1964 Record:* Won 9, Lost 1, Tied 1. Included was the 36-19 victory over Oklahoma in the Gator Bowl.

### THE SEMINOLE STAFF

*Athletic Director:* Vaughn Mancha, Alabama '46.

*Head Football Coach:* Bill Peterson, Ohio Northern '46.

*Assistant Football Coaches:* Don James, Miami '52; Bill Crutchfield, North Carolina; Bob Harbison, Indiana '48; Don Powell, Florida State '56; Bobby Bowden, Howard '53; Neil Schmidt, Purdue '51; Bill Proctor, Florida State '56.

*Head Trainer:* Ronald Melton, Florida State '53.

*Ticket Manager:* Claude Thigpen.

*Sports Information Director:* Bill Bunker, Florida State '59.

### THE 1965 SEMINOLES

*Captains:* Bill McDowell, Jack Shinholser, Max Wettstein.

*Returning Lettermen:* 23 of 37 from 1964.

### FSU 1965 SCHEDULE

Sept. 25—\*TCU at Fort Worth  
Oct. 2—\*Baylor at Tallahassee  
Oct. 9—\*Kentucky at Lexington  
Oct. 16—\*Georgia at Tallahassee  
Oct. 23—Alabama at Tuscaloosa  
Oct. 30—\*Virginia Tech at Tallahassee  
Nov. 6—Wake Forest at Tallahassee  
Nov. 13—N. C. State at Raleigh  
Nov. 20—\*Houston at Tallahassee  
Nov. 27—Florida at Gainesville  
NOTE: \*indicates night games.



# FLORIDA STATE ROSTER

(Numerical)

No.	Name	Pos.	Wt.	Ht.	Age	Class	Hometown
11	Kim Hammond	QB	185	6-1	21	Soph.	Melbourne
12	Tony Gero	QB	186	5-10	21	Jr.	Madison, N. J.
14	Jim Massey**	DB	175	5-11	22	Sr.	Cairo, Ga.
15	Pat Conway*	DB	180	5-10	20	Jr.	Miami
16	Ed Pritchett**	QB	181	6-2	24	Sr.	Decatur, Ga.
17	Marty Kolbus	QB	185	6-2	19	Soph.	East Chicago, Ind.
21	Donovan Jones	OE	196	6-1	20	Jr.	Lakeland
22	Maury Bibent**	DB	193	6-0	23	Sr.	Cincinnati, O.
23	Wayne Giardino*	FB	192	5-10	22	Jr.	West Palm Beach
24	Elton Revell	HB	174	6-0	21	Jr.	Tallahassee
26	Bill Campbell	DB	177	5-9	20	Jr.	Tampa
27	Phil Spooner**	HB	185	5-11	22	Sr.	Fort Meyers
28	T. K. Wetherell	HB	185	5-10	20	Soph.	Daytona Beach
29	Joe Petko**	FB	194	5-9	22	Sr.	Shaker Heights, O.
30	Bill Moremen	HB	181	5-11	20	Soph.	Daytona Beach
31	Bill Cox	HB	178	6-1	19	Soph.	Atlanta, Ga.
32	Bill Richardson	DB	189	6-0	20	Soph.	Jesup, Ga.
33	Butch Riser	DB	181	6-0	20	Soph.	Sanford
35	John Hosack	HB	194	5-10	20	Jr.	Miami
40	Mike Blatt	LB	202	5-11	19	Soph.	Key West
41	Bob Menendez	DB	194	5-10	20	Jr.	Key West
42	Alan LaMarche	DB	190	5-11	20	Soph.	Hollywood
43	Howard Ehler**	DB	195	5-10	21	Sr.	Tavares
44	Jim Mankins	HB	221	6-2	21	Jr.	King City, Calif.
51	Joe Avezzano**	OG	229	6-2	22	Sr.	Miami
52	Wayne McDuffie*	C	208	6-2	21	Jr.	Hawkinsville, Ga.
53	David Pitts*	MG	202	5-9	21	Jr.	Blountstown
54	John Stephens*	C	201	6-1	20	Jr.	Tallahassee
55	Bob Urich	C	198	6-2	19	Soph.	Toronto, O.
60	Larry Williamson	OG	215	5-11	20	Jr.	Macon, Ga.
61	Jack Shinholser**	MG	217	6-1	23	Sr.	Tampa
62	Howard Lurie*	LB	201	6-0	21	Sr.	Northridge, Calif.
63	Bill McDowell**	LB	208	6-1	21	Sr.	Tallahassee
64	Dave Braggins	OT	223	6-2	20	Jr.	Lake Wales
67	Mike Bugar	DT	204	6-1	19	Soph.	Youngstown, O.
68	Joe Parrish**	LB	194	6-1	23	Sr.	Auburndale
69	Edwin Pope	OG	208	6-1	21	Jr.	Waycross, Ga.
70	Del Williams*	OT	230	6-2	20	Jr.	Live Oak
73	Larry Kissam	OT	223	6-0	20	Jr.	Inglewood, Calif.
74	Jay Mac Matthews	DT	229	6-1	21	Jr.	Chiefland
75	Rommy Vistart	DT	270	6-3	20	Soph.	Colquitt, Ga.
76	Donnie Ellers	OT	234	6-3	19	Soph.	Bessemer, Ala.
77	Bob Mangan**	OT	229	6-1	23	Sr.	Atlanta, Ga.
78	Charles Pennie	DT	240	6-4	20	Jr.	Hollywood
79	Frank Pennie**	DT	252	6-4	22	Sr.	Hollywood
80	Stan Croley	DE	192	6-2	20	Soph.	Dade City
81	H. T. Waller	DE	186	6-1	20	Soph.	Vernon
83	Thurston Taylor	OT	216	6-2	19	Soph.	College Park, Ga.
84	George D'Alessandro**	DE	202	5-11	22	Sr.	Fort Meyers
85	Pete Roberts	PK	200	5-11	20	Soph.	Gainesville
86	Buddy Blankenship	OE	200	6-3	21	Jr.	Atlanta, Ga.
87	Terry Garvin*	DE	205	5-11	22	Sr.	Pensacola
88	Jerry Jones	OE	185	6-1	20	Soph.	Jesup, Ga.
89	Max Wettstein**	OE	214	6-3	21	Sr.	Leesburg

NOTE: \*Denotes letters won.



"OFFICIAL WATCH FOR THIS GAME — LONGINES — THE WORLD'S MOST HONORED WATCH"



Represented for National Advertising by SPENCER ADVERTISING COMPANY, INC., 271 Madison Ave., New York City





Vaughn Mancha  
Ath. Director



Bill Peterson  
Head Coach




Fr-Left Don James, Bill Peterson  
Bill Crutchfield, Bobby Bowden  
Back Row Bob Harbison  
Neil Schmidt, Bill Proctor, Don Powell

# FLORIDA STATE




Dr. J.E. Champion

## COACHING STAFF AND CAMPUS



Dodd Hall



Nathaniel Salley Hall



R.M. Stroz Library






P. CONWAY




G. D'ALESSANDRO




B. COX




J. MANKINS



M. BLATT



H. EHLER




S. CROLEY


# FLORIDA



B. BLANKENSHIP



D. BRAGGINS



E. REVELL



J. MATTHEWS



F. PENNIE



J. AVEZZANO



E. PRITCHETT



W. M<sup>c</sup>DUFFIE




C. PENNIE




J. PARRISH




B. RICHARDSON




E. POPE



L. WILLIAMSON



M. WETTSTEIN




J. STEPHENS






J. SHINHOLSER



M. BIBENT



T. TAYLOR




J. PETKO



C. M'NEIL


# STATE




B. M'DOWELL




B. MOREMAN



K. HAMMOND




P. WILLIAMS



T. WETHERELL



D. WILLIAMS




B. MENENDEZ




H. LURIE



J. MASSEY




T. GERO



D. JONES



W. GIARDINO



B. MANGAN




H. WALLER




D. PITTS



T. GARVIN



J. JONES



P. SPOONER



Texas Christian vs. Florida State  
September 25, 1965  
Amon Carter Stadium.

Weather: Wind from SE at 10 mph; temperature 70 degrees; cloudy skies.  
Coin Toss: Florida State won, chose to defend south goal; TCU chose to receive.

Pete Roberts toed the ball to Frank Horak on 9, returned to 19, tackle by Laurie.

1. T19--Landon hurdled rt for 3.
2. T22--Post wacked at rt for 1.
3. T23--Nix faked pass, ran for yard.
4. T24--Gibbs kicked dead on F. State's 38 but F. State roughing the kicker.  
~~XXXXXXXXXXXXXXXXXXXX~~ TCU offside. OFFSETTING PENALTIES.
4. T24--Gibbs kicked dead on F. State's 41. (35 yard kick).

Florida State

1. F41--Giardino pitch out at re for 4. (nixon & nelson).
2. F45--Giardino hit at scrimmage, slipped away for 3.
3. F48--Pritchett kept at le for FIRST DOWN on TCU's 49. (3-yard gain)
1. T49--Spooner, behind convoy at rt for 5-yard gain, FState 15-yard for roughing.
2. F41--Pritchett to Spooner in flat for yard (Jones).
3. F42--Giardino lost 1, Johnson stripped blockers got tackle.
4. F42--Horak took kick by Hosack on 12, brokeup middle and Giardino got him from behind on 43. 47-yard punt; 31 yard return by Horak; Giardino tackle.
1. T43--Landon left, tripped for wk no gain.
2. T43--Nix pass left to Landon, 11 yards. FIRST DOWN
1. F46--Landon back at left guard for 3.
2. F43--Nix deep to Smith, broken up by Campbell.
3. F43--Nix to Ball, who made good grab, but TCU PEN FOR HOLDING.
3. T43--Nix again deep, almost int. by Conway. Illeg. mot against TCU refused.
4. T43--Gibbs kicked dead on F30. 27-yards.

FLORIDA STATE

1. F30--Spooner up middle for 13. FIRST DOWN.
2. F43--Giardino middle for good gain but FLA. STATE PEN FOR motion.
1. F38--Spooner at right guard for 3.
2. F41--Giardino back left for 6. Nelson on stop.
3. F47--Pritchett runs ~~up~~ right, shoots for Wetherell, Horak ~~is~~ there.
4. F47--Hosack punts to Horak on 11. 42-yard kick. 7 yard return.

TCU BALL

1. T18--Landon wide left, but Conway up there to stop. No gain.
2. T18--Landon at left guard on dive, gets 4. F.Pennie tackles.
3. T22--Nix short to Landon in right flat, Bibent breaks it up.
4. T22--Gibbs punt, Bibent fair catch. 30-yard kick.

FLORIDA STATE

1. F48--Petko middle for 3.
2. T49--Pritchett wide right, out of bounds for 7. Nelson stops. FIRST DOWN.
1. T42--Petko met by Nixon and Cooper, loses 1.
2. T43--Pritchett to Blankenship right side, 6 yards, out of bounds.
3. T37--quick pitch to Giardino left, Perry in there. loss of 3.

END OF QUARTER

FLORIDA STATE 0, TCU 0.



FIRST QUARTER STATISTICS --

	T C U	FLORIDA STATE
First Downs	<u>1</u>	<u>3</u>
Rushing	<u>7</u> for <u>12</u>	<u>12</u> for <u>42</u>
Passing	<u>1</u> of <u>3</u> for <u>11</u>	<u>2</u> of <u>3</u> for <u>7</u>
Total Offense	<u>10</u> for <u>23</u>	<u>15</u> for <u>49</u>
Score	<u>0</u>	<u>0</u>



S E C O N D   Q U A R T E R

(Fla. state ball on T34 --4th and 88 8).  
FLORIDA STATE

4. T40--Hoscak punts dead on T18. 22 yards.

TCU BALL

1. T18--Post breaks at right tackle, 5. Garvin, McDowell stop.
2. T23--Nix quick left to Campbell over middle 16. FIRST DOWN.
1. T39--Post at middle, fumbles. CAMPBELL REC FOR FLA. STATE -- (6-yard gain.)  
FSU ball on T45.

FLORIDA STATE BALL

1. T45--Giardino fights left for 2. Gresham.
2. T43--Pritchett fumbles snap, recovers ball. loss of 1.
3. T44--Pritchett good shot to Blankenship right. 16-yards. FIRST DOWN.
1. T34--Petko left, but Bratcher stops. No gain.
2. T34--Pritchett pass to Giardino, good block Petko. 10-yards FIRST DOWN.
1. T24--Pritchett again right, Blankenship grabs. 12-yards FIRST DOWN.
1. T12--(time-TCU, 9:33 left).Giardino middle for 3. Nelson, Mitchell.
2. T9--Petko left for 2. Nelson, Horak.
3. T7--Pritchett too tall for Wettstein, inc.
4. T7--Roberts kicks FG from 13. 23-YARD FIELD GOAL. 8:05 remaining.  
9-plays, 45-yards. FLORIDA STATE 3, TCU 0.

ROBERTS KICKS OFF for FSU, Horak on 10, returns 19 to 29.

TCU BALL

1. T29--Nix short in ground to Campbell left. inc.
2. T29--Nix on reverse handoff, shoots right to Ball. 10-yards FIRST DOWN.
1. T39--Nix long to Campbell, Conway fine interception on FSU 36.

FLORIDA STATE BALL

1. F36--Petko hits left. PEN AGAINST FSU for HOLDING.
12. F21--Pritchett to Jones, but rushed hard by Johnson. inc.
22. F21--Mankins on draw, 4. Herrington on stop.
32. F25--Hosack punts to Horak on 40, fumbles, Wettstein rec for FSU on 44  
4. T44. 35-yard punt, 4-yard return. FSU BALL ON TCU 44.
1. T44--Pritchett to Jerry Jones, inc right.
2. T44--Pritchett again to Jones, gets 13. FIRST DOWN.
3. T31--Pritchett hits Mankins in flat. FSU ILLEG PEN.
3. T36--Pritchett goes for Wettstein left, Perry on play. inc.
2. T36--Pritchett screen right to Spooner for 12.
3. T24--Pritchett pass knocked down by Johnson.
4. T24--Spooner left for 2. Short. Gresham, Perry, Herrington stops.

TCU BALL (3:15 left)

1. T22--Nix flat left to Landon, 2-yard loss but FSU PEN FOR FOUL. *First Down.*
1. T35--Nix to Smith, who drops ball on right side. inc.
2. T35--Bayer draw, loss of 2. Parrish stops.
3. T33--Nix tries to get one to Campbell, out of bounds, too long.
4. T33--Gibbs punt, Bibent fair catch on FSU 29. ~~28~~ 38-yard punt.

FLORIDA STATE BALL

1. F29--Petko middle for 7. Johnson, Herrington.
2. F36--Mankins right guard, 5. FIRST DOWN.
1. F41--Petko again left 4.
2. F45--Pritchett chased by Cooper, flag flies at Ed grounds ball, but HALF.

FLORIDA STATE 3, TCU 0.



SECOND QUARTER STATISTICS ---

	T C U	FLORIDA STATE
First Downs	<u>          </u>	<u>5</u>
Rushing	<u>3</u> for <u>9</u>	<u>10</u> for <u>28</u>
Passing	<u>          </u> of <u>          </u> for <u>          </u>	<u>5</u> of <u>11</u> for <u>57</u>
Total Offense	<u>10</u> for <u>33</u>	<u>21</u> for <u>85</u>
Score	<u>0</u>	<u>3</u>



# HALFTIME STATISTICS

By PAUL O. RIDINGS, Official Statistician

	TCU	FLA. STATE
TOTAL FIRST DOWNS . . . . .	4	8
Times Carried Ball . . . . .	10	22
YARDS GAINED RUSHING (NET) . . . . .	21	70
Passes Thrown . . . . .	10	14
Passes Completed . . . . .	4	7
Passes Had Intercepted . . . . .	1	0
YARDS GAINED PASSING (NET) . . . . .	35	64
Total Number of Offensive Plays . . . . .	20	36
TOTAL OFFENSE NET YARDS GAINED . . . . .	56	134
PUNTS, NUMBER AND AVERAGE DISTANCE . . . . .	4 for 32.5	4 for 36.5
FUMBLES, NUMBER LOST AND TOTAL NUMBER . . . . .	2 of 2	0 of 1
PENALTIES, NUMBER AND YARDS LOST . . . . .	1 for 15	5 for 55

## INDIVIDUAL LEADERS

TCU						
RUSHING						
Player	No.	Gain	Loss	Net	TD	
<del>POST</del>	<del>3</del>	<del>12</del>	<del>0</del>	<del>12</del>	<del>0</del>	
POST	3	12	0	12	0	
LONDON	5	10	0	10	0	
PASSING						
Player	Att.	Compl.	Intc.	Yds.	TD	
NIX	10	4	1	35	0	
PASS RECEIVING						
Player	No.	Yds.	TD			
CAMPBELL	1	16	0			
BALL	1	10	0			
LONDON	2	9	0			
OTHER SCORING						
Player	Type of Play					
None						

FLORIDA STATE						
RUSHING						
Player	No.	Gain	Loss	Net	TD	
<u>SPOONER</u>	<u>4</u>	<u>23</u>	<u>0</u>	<u>23</u>	<u>0</u>	
<u>PETKO</u>	<u>6</u>	<u>15</u>	<u>1</u>	<u>15</u>	<u>0</u>	
<u>GIARDINO</u>	<u>7</u>	<u>15</u>	<u>4</u>	<u>14</u>	<u>0</u>	
PASSING						
Player	Att.	Compl.	Intc.	Yds.	TD	
<u>PRITCHETT</u>	<u>14</u>	<u>7</u>	<u>0</u>	<u>64</u>	<u>0</u>	
<hr/>						
PASS RECEIVING						
Player	No.	Yds.	TD			
<u>BLANKENSHIP</u>	<u>3</u>	<u>28</u>	<u>0</u>			
<u>SPOONER</u>	<u>2</u>	<u>13</u>	<u>0</u>			
<u>J. JONES</u>	<u>1</u>	<u>13</u>	<u>0</u>			
<u>GIARDINO</u>	<u>1</u>	<u>10</u>	<u>0</u>			
OTHER SCORING						
Player	Type of Play					
<u>ROBERTS</u>	<u>23 yd FG</u>					

	1	2	Halftime
TCU	0	0	0
FLORIDA STATE	0	3	3



THIRD QUARTER

ROB TS KICKS off for FSU, Horak 17 to the 24. Took it on the 7.

TCU BALL on own 24.

- 1 10 T24--Post middle but TCU PEN FOR ILL G. PROCED.
- 1 15 T19--Nix short right flat to Post, loss of 1.
- 2 16 T18--Landon runs left, 3. F. Pernie stops.
- 3 13 T21--Nix tripped, keeps running, finally up sidelines for 17. FIRST DOWN.
- 1 10 F38--Smith from wingback, skips outside for 2.
- 2 8 T40--Nix to Campbell, who dives for catch. 9-yards. FIRST DOWN.
- 1 10 T49--Nix goes right, tries to run. No gain. McDowell tackles.
- 2 10 T49--Nix, gets fake from Post, hits Landon for 11. FIRST DOWN.
- 1 10 F40--Post hits left for 3. Parrish stops. TIME-OUT 9:05 remaining.
- 2 7 F37--Nix deep right to Smith, Bibent breaks it up.
- 3 7 F37--Nix quick over middle to Ball. 8-yards. FIRST DOWN.
- 1 10 F29--Bayer to left, gets 3. FUMBLES. GARVIN RECOVERS. FSU BALL ON OWN 26.

FLORIDA STATE BALL on own 26.

- 1 10 F26--Petko for 4. Gresham, stops.
- 2 6 F30--Pritchett over middle to Wettstein for 5. Gresham stops.
- 3 1 F35--Giardino right guard for 3. FIRST DOWN.
- 1 10 F38--Pritchett too low to D. Jones, inc.
- 1 10 F38--Gresham int. Pritchett pass. ILL EG. PASS OF BALL. TCU Pen 5. but has the ball on own 47.

TCU Ball on FSU 47. (Shabay at QB)

- 1 10 F47--Post right tackle for 7. McDowell.
  - 2 3 F40--Shabay bad pitch to Landon, Bibent tackles for loss of 8. Loss to Shabay.
  - 3 11 F48--Shabay to Campbell for 19. FIRST DOWN.
  - 1 10 F29--Post left side for 4.
  - 2 6 F25--Shabay keeps right, but TCU PEN FOR HOLDING.
  - 2 20 F39--Shabay pass to Campbell right side. 14-yards
  - 3 6 F25--Shabay left side to Campbell for 9. FIRST DOWN.
  - 1 10 F16--TCU jumps offside. PEN 5.
  - 1 15 F21--(1:45 left).--Shabay keeps right for 2, McDowell, Bibent ride him OB.
  - 2 13 F19--Shabay pass right to Campbell, Bibent stops. 8-yards.
  - 3 5 F11--Shabay pass long left to Campbell for 6. FIRST DOWN.
  - 1 5 F 5--Post at right guard for TOUCHDOWN ~~xxxx~~ on last play of quarter.
- FSU offside pen refused. Alford PAT. 47-yards in 12 plays.
- TCU 7, FLORIDA STATE 3.

end of quarter



# THIRD QUARTER STATISTICS --

	T C U	FLORIDA STATE
First Downs	<u>7</u>	<u>1</u>
Rushing	<del>11</del> for <u>38</u>	<u>2</u> for <u>7</u>
Passing	<u>9</u> of <u>10</u> for <u>83</u>	<u>1</u> of <u>3</u> for <u>5</u>
Total Offense	<del>21</del> for <u>121</u>	<u>5</u> for <u>12</u>
Score	<u>7</u>	<u>0</u>



FOURTH QUARTER

ALFORD KICKS off to Moorman, who returns 20 yards to the 31.

FLORIDA STATE BALL on own 31.

- 1 10 F31--Giardino right side for 2. Nelson, Johnson.
  - 2 8 F33--Pritchett keeps left for 1.
  - 3 7 F34--Petko finds daylight right for 11. FIRST DOWN.
  - 1 10 F45--Petko again for 2. Herrington tackles.
  - 2 8 F47--Petko hits left for 6.
  - 3 2 T47--Moorman left but FSU PEN FOR MOT.
  - 3 7 F48--Pritchett plenty of time, hits Wettstein for 13. FIRST DOWN.
  - 1 10 T39--Petko left for 2.
  - 2 8 T37--Pritchett runs left, out of bounds for 3.
  - 3 5 T34--Pritchett too tall for Wettstein, inc.
  - 4 5 T34--Pritchett to Wetherell on right side for 13. FIRST DOWN.
  - 1 10 T21--Moreman right for 2. Cooper stops.
  - 2 8 T19--Pritchett back, Bratcher and Nixon rush hard. loss of 8.
  - 3 16 T27--Pritchett left side to Wetherell, fine breakup by Richards.
  - 4 16 T27--Pritchett screen to Moreman, Gresham, Horak stop. 10-yard gain.
- 15 PEN FOR ROUGHING AGAINST FSU.

TCU BALL on own 32. (8:05 remaining).

- 1 10 T32--Post for 2. D'Alessandro.
- 2 8 T34--Landon fumbles handoff. D'ALESSANDRO RECOVERS FOR FSU.

FLORIDA STATE BALL on TCU 33.

- 1 10 T33--Giardino wide left but FSU PEN FOR CLIPPING 17-yard pen.
- 1 30 27 50--Pritchett screen to Petko, but Perry great play for loss of one.
- 2 28 F49--Pritchett complete to Wettstein for 15. Horak.
- 3 13 30 36--Pritchett pass almost int. by Richards, inc.
- 4 13 T36--Hosack punts for 23, dead to the 13.

TCU BALL on own 13.

- 1 10 T13--Post right for 4.
- 2 6 T17--Landon on power sweep right, gets 8. Parrish stops.
- 1 10 T25--Post right guard but TCU PEN FOR HOLDING. 4-yard gain.
- 2 21 T14--Post middle for 4. TIME-OUT 3:09 left.
- 3 17 T18--Post right tackle for 7.
- 4 10 T25--Gibbs punts 41-yards to Bibent, stopped cold. no return.

FLORIDA STATE BALL on own 34.

- 1 10 F34--(2:28 left)--Pritchett wide left, out of bds, Perry stops. 8-yards.
- 2 2 F42--Pritchett hurries pass right, no one there. inc.
- 3 2 F42--Pritchett right to Wettstein for 9. Horak. FIRST DOWN.
- 1 10 T49--Pritchett thrown for loss by Nixon loss of 6 but TCU PEN FOR ROUGHING.
- 2 1 T40--Pritchett pass to Wetherell intercepted by Horak on the 8.

TCU BALL on own 8 (1:34 left).

- 1 10 T 8--Post right tackle for 2.
- 2 8 T10--Post hit at line of scrimmage on right, for 2. Bibent, McDowell stop.
- 3 6 T12--Post fumbles ball, no gain. BELIEVED MCDOWELL recovered fumble for FSU.

FLORIDA STATE BALL on TCU 12.

- 1 10 T12--Pritchett wide right for 8.
- 2 2 T 4--Pritchett as time runs out, throws quickly out of bounds.

FINAL SCORE: TCU 7, FLORIDA STATE 3.

#####

## FOURTH QUARTER STATISTICS --

	T C U	FLORIDA STATE
First Downs	<u>1</u>	<u>4</u>
Rushing	<u>10</u> for <u>32</u>	<u>12</u> for <u>31</u>
Passing	<u>0</u> of <u>0</u> for <u>0</u>	<u>6</u> of <u>12</u> for <u>59</u>
Total Offense	<u>10</u> for <u>32</u>	<u>24</u> for <u>90</u>
Score	<u>0</u>	<u>0</u>



# STATISTICS BY QUARTERS AND SUPERLATIVES

By PAUL O. RIDINGS, Official Statistician

TEAM	1	2	3	4	FINAL
FLA ST	<del>12</del> runs for <del>42</del> yds. <del>2</del> of 3 passes for 7 yds. 15 plays for 49 yds. 3 first downs 0 Score	10 runs for 28 yds. 5 of 11 passes for 57 yds. 21 plays for 85 yds. 5 first downs 3 Score	2 runs for 7 yds. 1 of 3 passes for 5 yds. 5 plays for 12 yds. 1 first downs 0 Score	12 runs for 31 yds. 6 of 12 passes for 59 yds. 24 plays for 90 yds. 4 first downs 0 Score	36 runs for 108 yds. 14 of 29 passes for 128 yds. 65 plays for 236 yds. 13 first downs 3 Score
T CU	7 runs for 12 yds. 1 of 3 passes for 11 yds. 10 plays for 23 yds. 1 first downs 0 Score	3 runs for 9 yds. 3 of 7 passes for 24 yds. 10 plays for 33 yds. 3 first downs 0 Score	11 runs for 38 yds. 9 of 10 passes for 83 yds. 21 plays for 121 yds. 7 first downs 7 Score	10 runs for 32 yds. 0 of 0 passes for <del>30</del> yds. 10 plays for 32 yds. 1 first downs 0 Score	31 runs for 91 yds. 13 of 20 passes for 118 yds. 51 plays for 209 yds. 12 first downs 7 Score

TEAM	Longest Run	Longest Pass	Longest Punt	Longest Punt Return	Longest Kickoff Return
FLA. ST.	S POONER 13	PRITCHETT - WETI STEW 15	HOSACK 47	BIBENT 0	MOREMAN 20
T CU	NIX = 17	SHABAY - CAMPBELL 19	GIBBS 41	HORAK 31	HORAK 19

# QUICKIE STATISTICS

By PAUL O. RIDINGS, Official Statistician

	TCU	FLA. STATE
TOTAL FIRST DOWNS . . . . .	17	13
YARDS GAINED RUSHING (NET) . . . . .	91	108
Passes Thrown . . . . .	20	29
Passes Completed . . . . .	13	14
Passes Had Intercepted . . . . .	1	2
YARDS GAINED PASSING (NET) . . . . .	118	128
TOTAL OFFENSE NET YARDS GAINED . . . . .	209	236
PUNTS, NUMBER AND AVERAGE DISTANCE . . . . .	5 for 34.2	5 for 33.8
FUMBLES, NUMBER LOST AND TOTAL NUMBER . . . . .	5 of 5	0 of 1
PENALTIES, NUMBER AND YARDS LOST . . . . .	7 for 74	8 for 92

## INDIVIDUAL LEADERS

TCU					
RUSHING					
Player	No.	Gain	Loss	Net	TD
POST	15	56	0	56	1
LANDON	8	21	1	20	0

PASSING					
Player	Att.	Compl.	Intc.	Yds.	TD
NIX	8	15	1	62	0
SHABAY	5	5	0	56	0

PASS RECEIVING				
Player	No.	Yds.	TD	
CAMPBELL	7	81	0	
LANDON	3	20		
BALL	2	18		
POST	1	-1		

OTHER SCORING	
Player	Type of Play
ALFORD	PAT

FLORIDA STATE					
RUSHING					
Player	No.	Gain	Loss	Net	TD
PETKO	11	41	1	40	0
SPOONER	4	23	0	23	0

PASSING					
Player	Att.	Compl.	Intc.	Yds.	TD
PRITCHETT	29	14	2	128	0

PASS RECEIVING				
Player	No.	Yds.	TD	
WETSTEIN	4	42	0	
BLAKENSHIP	3	28	0	

OTHER SCORING	
Player	Type of Play
ROBERTS	FG

## SCORE BY QUARTERS

	1	2	3	4	Final
TCU	0	0	7	0	
FLORIDA STATE	0	3	0	0	3

ATTENDANCE 18,506



# GAME STATISTICS

By PAUL O. RIDINGS, Official Statistician

	TCU	FLA. STATE
Rushing First Downs . . . . .	2	6
Passing First Downs . . . . .	9	7
Penalty First Downs . . . . .	1	0
TOTAL FIRST DOWNS . . . . .	12	13
Times Carried Ball . . . . .	31	36
Yards Gained Rushing (Gross) . . . . .	102	128
Yards Lost Rushing . . . . .	11	20
YARDS GAINED RUSHING (NET) . . . . .	91	108
Passes Thrown . . . . .	20	29
Passes Completed . . . . .	13	14
Passes Had Intercepted . . . . .	1	2
YARDS GAINED PASSING (NET) . . . . .	118	128
Total Number of Offensive Plays . . . . .	51	65
TOTAL OFFENSE NET YARDS GAINED . . . . .	209	236
Passes Intercepted By . . . . .	2	1
YARDS INTERCEPTED PASSES RETURNED . . . . .	0	0
Punt Returns, Number . . . . .	3	1
YARDS PUNTS RETURNED . . . . .	42	0
Kickoff Returns, Number . . . . .	3	1
YARDS KICKOFF RETURNED . . . . .	46	20
Punts, Number . . . . .	5	5
Punts, Number Had Blocked . . . . .	0	0
Punts, Total Yardage . . . . .	171	169
PUNTING AVERAGE . . . . .	34.2	33.8
Fumbles, Number . . . . .	5	1
FUMBLES, NUMBER ON WHICH BALL LOST . . . . .	5	0
Penalties, Number . . . . .	7	8
YARDS LOST ON PENALTIES . . . . .	74	92
Touchdowns . . . . .	1	0
One-Point Conversions (Number Made of Number Attempted) . . . . .	1/1	0
Two-Point Conversions (Number Made of Number Attempted) . . . . .	0	0
Field Goals (Number Made of Number Attempted) . . . . .	0	1/1
Safeties . . . . .	0	0
SCORE . . . . .	7	3

# INDIVIDUAL STATISTICS

By PAUL O. RIDINGS, Official Statistician

## TCU

### RUSHING

Player	No.	Gain	Loss	Net	Ave.	Longest
POST	15	56	0	56	3.7	7
LANDON	8	21	1	20	2.5	8
NIX	3	18	0	18	6.0	17
SMITH	1	2	0	2	2.0	2
BAYER	2	3	2	1	0.5	3
SHABAY	2	2	8	(-6)	(-3.0)	2

### PASSING

Player	Att.	Compl.	Intc.	Yds.	TD	Longest
NIX	15	8	1	62	0	16
SHABAY	5	5	0	56	0	19

### PASS RECEIVING

Player	No.	Yds.	TD	Longest
CAMPBELL	7	81	0	19
LANDON	3	20	0	11
BALL	2	18	0	10
POST	1	(-1)	0	(-1)

### INTERCEPTION RETURNS

Player	No.	Yds.	Longest
GRESHAM	1	0	0
HORAK	1	0	0

### PUNT RETURNS

Player	No.	Yds.	Longest
HORAK	3	42	31

### KICKOFF RETURNS

Player	No.	Yds.	Longest
HORAK	3	46	19

### PUNTING

Player	No.	Yds.	Blkd.	Ave.	Longest
GIBBS	5	171	0	34.2	41

## FLORIDA STATE

### RUSHING

Player	No.	Gain	Loss	Net	Ave.	Longest
PETKO	11	41	1	40	3.6	11
SPOONER	4	23	0	23	5.7	13
GIARDINO	9	23	4	19	2.1	6
PRITCHETT	9	30	15	15	1.7	8
MANKINS	2	9	0	9	4.5	5
MOREMAN	1	2	0	2	2.0	2

### PASSING

Player	Att.	Compl.	Intc.	Yds.	TD	Longest
PRITCHETT	29	14	2	128	0	15

### PASS RECEIVING

Player	No.	Yds.	TD	Longest
WETTSTEIN	4	42	0	15
BLANKENSHID	3	28	0	12
SPOONER	2	13	0	12
WEATHERELL	1	13	0	13
J. JONES	1	13	0	13
GIARDINO	1	10	0	10
MOREMAN	1	10	0	10
PETKO	1	(-1)	0	(-1)

### INTERCEPTION RETURNS

Player	No.	Yds.	Longest
CONWAY	1	0	0

### PUNT RETURNS

Player	No.	Yds.	Longest
BIBENT	1	0	0

### KICKOFF RETURNS

Player	No.	Yds.	Longest
MOREMAN	1	20	20

### PUNTING

Player	No.	Yds.	Blkd.	Ave.	Longest
HOSACK	5	169	0	33.8	47



QUOTES FROM TCU DRESSING ROOM--

ABE MARTIN, head coach -- "Florida State had a fine defensive team...they really ~~xxxx~~ hit us tough just like we knew they would...we had too many fumbles but I think a lot of their tough licks caused us to fumble...but we gave away enough to lose....I don't believe I've ever had 23 or 24 kids to fight so hard....I thought our defensive unit especially played great football tonite....they are gutsy and I like that....We would lose the ball on offense, but they just went out and made up their mind not to let them score....(about fumble at end of game)--(thought they might score and we had given the game away, but again the defense was in there tough).--We had decided before the game to use both Kent Nix and P.D. Shabay at quarterback...it looked at any time Kent would get us a TD, but something bad would happen to him...P.D. came in there and did a good job...but Kent had his fine ~~moments~~ moments, too."

FRANK HORAK, safety--"We played a good team....they were both a fine passing and running team....(on interception)--I saw it all the way...we had a new defense for their passing attack, and I was the deep man--all I had to do was catch it?...it's good ~~xxx~~ to win, believe me."

P.D. SHABAY, quarterback--"Felt great out there, though I was scored to death... Kenny just dropped the ball on the fumble, but it didn't matter as we won..... On passing to Campbell -- "He told me at halftime he was open on the out patterns... so I had made up my mind if I played that I was going to him."

KENNY POST, fullback--"They hit hard...<sup>on fumble</sup>...I was carrying the ball like a sophomore with the ball on the wrong hand----I scored on the 36-play, but had good blocking."

RONNY NIXON, tackle--"I found a dollar bill on the 40-yard line in the third quarter--I went over and told the bench everything now would be OK.....this was a good team effort....we just stayed after them....we just kept playing tough ... I was real lucky tonite to make some big plays."

LARRY PERMY, end--"Everybody just hustled....I really wanted this one and so did Coach Martin--so we made up our mind to get it for him."

~~THE END~~ ## #####

Q'OTES FROM FLORIDA STATE COACH BILL PETERSON:

"We just didn't hit anybody and we didn't make the big play. Our defense played a good game and gave us plenty of scoring opportunities, but we couldn't take advantage of them. On the other hand, TCU made the big play when they had to. They seemed to be keyed up and played well.

Phil Spooner hurt a knee in the first quarter and was able to play only one play in the second half. This hurt us, even though Joe Petko played a good game. Spooner's injury does not seem ~~serious~~ to be serious, and he should play against Baylor next week. I think the key play of the game came when we let their quarterback run the ball out to midfield ~~when~~ when we had him bottled up deep in their territory. We are going to have to work a lot harder on our blocking."