

(ORIGINAL)

SUMMARY OF FOOTBALL GAME STATISTICS – Visiting Team

Visiting Team _____ First Downs: (Rush) 10 (Pass) 3 (Pen.) 2 Total 15 Penalties Against: (No.) 6 (Yards) 64 Own Fumbles: (No.) 1 (Lost) 0

(Don't Use) NCAB CODE	PLAYER	RUSHING				FORWARD PASSING					TOTAL OFFENSE		RECEIVING			INT. RETURNS		PUNTING			PUNT RETURNS		K.O. RETURNS		SCORING								
		Times Carried	Yards Gain	Yards Loss	Net Gain	No. Att.	No. Comp.	Had Int.	Net Gain	Scoring		Total Plays	Net Gain	No. Caught	Yards Gain	TD's	No. Inter.	Yards Return	Times Kicked	Yards Kicked	Blkd.	Number Returns	Yards Return	Number Returns	Yards Return	Touch-downs	X Pts. Kick		Other X Pts.		Field Goals		Points
										TD's	Conv.																Att.	Made	Att.	Made	Att.	Made	
33	GIARRINO	A 3	4	0	4	B						C 3	4	D			E		F			G		H		S							
68	BRITCHETT	A 8	82	18	64	B 25	8	3	76	-	-	C 33	140	D			E		F			G		H		S							
76	SPOONER	A 1	1	0	1	B						C 1	1	D			E		F			G		H		S							
57	MOREMAN	A 8	51	0	51	B						C 8	51	D 1	17		E		F			G		H 1	+2	S							
58	MANKINS	A 5	22	1	21	B						C 5	21	D			E		F			G		H		S							
36	HOSACK	A				B						C		D			E		F 6	234	-	G		H		S							
14	CAMPBELL	A				B						C		D			E		F			G 3	9	H		S							
69	PETKO	A 2	1	1	0	B						C 2	0	D			E		F			G		H		S							
90	WICKERHILL	A 1	0	12	-12	B						C 1	-12	D 2	16		E		F			G		H 1	15	S							
30	CEFO	A 1	0	4	-4	B						C 1	-4	D			E		F			G		H		S							
	TAYLOR	A				B						C		D 1	4		E		F			G		H		S							
71	REVELL	A				B						C		D 1	6		E		F			G		H		S							
42	J. JONES	A				B						C		D 3	33		E		F			G		H		S							
09	BIGENT	A				B						C		D			E		F			G 1	5	H		S							
		A				B						C		D			E		F			G		H		S							
		A				B						C		D			E		F			G		H		S							
		A				B						C		D			E		F			G		H		S							
		A				B						C		D			E		F			G		H		S							
		A				B						C		D			E		F			G		H		S							
		A				B						C		D			E		F			G		H		S							
		A				B						C		D			E		F			G		H		S							
		A				B						C		D			E		F			G		H		S							
		A				B						C		D			E		F			G		H		S							
		A				B						C		D			E		F			G		H		S							
		A				B						C		D			E		F			G		H		S							
		A				B						C		D			E		F			G		H		S							
		A				B						C		D			E		F			G		H		S							
		A				B						C		D			E		F			G		H		S							
		A				B						C		D			E		F			G		H		S							
		A				B						C		D			E		F			G		H		S							
		A				B						C		D			E		F			G		H		S							
		A				B						C		D			E		F			G		H		S							
		A				B						C		D			E		F			G		H		S							
		A				B						C		D			E		F			G		H		S							
		A				B						C		D			E		F			G		H		S							
		A				B						C		D			E		F			G		H		S							
		A				B						C		D			E		F			G		H		S							
		A				B						C		D			E		F			G		H		S							
		A				B						C		D			E		F			G		H		S							
		A				B						C		D			E		F			G		H		S							
		A				B						C		D			E		F			G		H		S							
		A				B						C		D			E		F			G		H		S							
		A				B						C		D			E		F			G		H		S							
		A				B						C		D			E		F			G		H		S							
		A				B						C		D			E		F			G		H		S							
		A				B						C		D			E		F			G		H		S							
		A				B						C		D			E		F			G		H		S							
		A				B						C		D			E		F			G		H		S							
		A				B						C		D			E		F			G		H		S							
		A				B						C		D			E		F			G		H		S							
		A				B						C		D			E		F			G		H		S							
		A				B						C		D			E		F			G		H		S							
		A				B						C		D			E		F			G		H		S							
		A				B						C		D			E		F			G		H		S							
		A				B						C		D			E		F			G		H		S							
		A				B						C		D			E		F			G		H		S							
		A				B						C		D			E		F			G		H		S							
		A				B						C		D			E		F			G		H		S							
		A				B						C		D			E		F			G		H		S							
		A				B						C		D			E		F			G		H		S							
		A				B						C		D			E		F			G		H		S							
		A				B						C		D			E		F			G		H		S							
		A				B						C		D			E		F			G		H		S							
		A				B						C		D			E		F			G		H		S							
		A				B						C		D			E		F			G		H		S							
		A				B						C		D			E		F			G		H		S							
		A				B						C		D			E		F			G		H		S							
		A				B						C		D			E		F			G		H		S							
		A				B						C		D			E		F			G		H		S							
		A				B						C		D			E		F			G		H		S							
		A				B						C		D			E		F			G		H		S							
		A				B						C		D			E		F			G		H		S							
		A				B						C		D			E		F			G		H		S							
		A				B						C		D			E		F			G		H		S							
		A</																															

ADDITIONAL STATISTICS

Official Attendance	43,936	Score by Quarters:	1st	2nd	3rd	4th	Total
Weather Conditions	12° CLEAR	ALABAMA	7	6	0	8	21
		FLORIDA STATE	0	0	0	0	0

PRINCIPAL INDIVIDUAL PLAYS

List **all** scoring plays; also non-scoring plays (including punts) gaining 50 yards or more, and all **missed field goal attempts**.

Under "type of play" indicate rush, pass, int. runback, punt runback, kickoff runback, punt or field goal. List tries-for-points as P.A.T. kick, P.A.T. rush or P.A.T. pass.

On pass play, give passer first, then receiver, and combined yardage of pass and run. Measure runbacks from goal line, if started in end zone. Measure field goal attempts from point of kick. All other plays are measured from line of scrimmage.

[illegible]

CONDENSED RULES FOR RECORDING FOOTBALL STATISTICS*

(Originated by the N.C.A.A. Football Rules Committee's Sub-committee on Football Statistics)

SECTION 1 — FIRST DOWNS.

A first down shall be recorded whenever the yardsticks are ordered forward by the officials, and when a touchdown is scored from scrimmage (by rushing or passing) within a series of downs starting 10 yards or more from the goal line. A first down is *not* recorded on a touchdown runback, regardless of the distance of the scoring run.

SECTION 2 — RUSHING.

Article 1: All offensive running plays are to be classified as rushing plays, **not** as "plays from scrimmage," since any play begun with a snapback from center actually is a play from scrimmage.

Article 2: Rushing yardage is measured from the line of scrimmage to the point where the ball is declared dead, or is recovered by opponents in the case of a fumble.

Article 3: The rushing total is a *net* figure . All rushing losses must be recorded so as to account for the net figure.

Article 4: All gains on lateral passes which originated or grew out of a rushing play are included in rushing yardage. (See Article 1 of Section 4.)

SECTION 3 — FORWARD PASSING.

Article 1: Forward passing gains or losses are measured from the scrimmage line to the point where the ball is declared dead (or is recovered by opponents in the case of a fumble), so as to include both length of pass and running advance after completion. All yards gained or lost on each completed pass play are credited to **both** the passer and the receiver.

Article 2: Loss from a completed forward pass which did not advance the ball to the scrimmage line is a yardage charge against passing gain.

Article 3: Any loss by a player apparently intending to pass, but thrown behind the line of scrimmage, is recorded as a **loss by rushing**. He is **not** a passer until he has thrown the ball, and he retains at all times the option of running.

Article 4: Interception returns are measured from the point of interception to the point where the ball is declared dead (or is recovered by opponents in the case of a fumble).

Article 5: There is **no** pass completed by penalty. A gain through interference on a passing play is a penalty against the defending team. The passer is **not** charged with a pass attempt, nor credited with a pass completed or yards gained; nor is the intended receiver (or the player interfered with) credited with a pass caught. The passing team

is credited only with a first down by penalty. The defensive (offending) team is charged with a penalty, and the distance from the line of scrimmage to the spot of the penalty under "yards penalized."

Article 6: The forward passer is charged with a forward pass attempt when a forward pass is ruled intentionally grounded.

SECTION 4 — LATERAL PASSING.

Article 1: A lateral pass is always a component part of the ultimate play, whether it precedes or follows that play, since the lateral is merely an extension of the original or ultimate play, in effect.

(Approved Ruling — Player A receives a forward pass for a gain of 10 yards, then throws a lateral pass to Player B, who gains an additional 5 yards. Player A is credited with one pass caught and 10 yards under "receiving." Player B is credited with NO pass caught and with 5 yards under "receiving." Player who threw the forward pass is credited with 15 yards under "forward passing.")

(Approved Ruling — Player A catches punt and returns 10 yards before throwing a lateral pass to Player B, who returns another 5 yards. Player A is credited with one return and 10 yards under "punt returns." Player B is credited with NO return and with 5 yards under "punt returns.")

Article 2: Incomplete lateral passes are scored as fumbles, and yards lost are charged against the player who, in the scorer's opinion, was responsible for the failure of the pass.

Article 3: Intercepted lateral passes are scored as fumbles, the offensive team being charged with a fumble lost.

Article 4: The official scorer rules on whether a completed pass to a flanker or man-in-motion is a forward or a lateral pass. If the latter, the play is recorded under "rushing." If the pass is incomplete, the subsequent action of the officials reveals whether the pass was a forward or a lateral.

SECTION 5 — TOTAL OFFENSE.

Article 1: Total offense is the combined result of rushing and forward passing **only**, since these two are the only methods by which legal advance can be initiated while retaining possession of the ball.

Article 2: Total offense yardage is the total of **net** gain by rushing and net gain by forward passing. "Receiving" yards gained are **not** included in total offense.

WILD PASS FROM CENTER.

Any loss resulting from an **obvious** wild pass from center is charged to "center pass," and not to any individual player.

(Continued on back of Form 347-B)

*See the OFFICIAL FOOTBALL STATISTICIANS' MANUAL for complete rulings and interpretations.

(ORIGINAL)

SUMMARY OF FOOTBALL GAME STATISTICS – Home Team

Home Team ALABAMA First Downs: (Rush) 11 (Pass) 4 (Pen.) 0 Total 15 Penalties Against: (No.) 5 (Yards) 46 Own Fumbles: (No.) 1 (Lost) 0

(Don't Use) NCAB CODE	PLAYER	RUSHING				FORWARD PASSING					TOTAL OFFENSE		RECEIVING			INT. RETURNS		PUNTING			PUNT RETURNS		K.O. RETURNS		SCORING								
		Times Carried	Yards Gain	Yards Loss	Net Gain	No. Att.	No. Comp.	Had Int.	Net Gain	Scoring TD's	Conv.	Total Plays	Net Gain	No. Caught	Yards Gain	TD's	No. Inter.	Yards Return	Times Kicked	Yards Kicked	Blkd.	Number Returns	Yards Return	Number Returns	Yards Return	Touch-downs	X Pts. Att.	Kick Made	Other X Pts. Att.	X Pts. Made	Field Goals Att.	Goals Made	Points
06	BOWMAN	A 16	88	0	88	B						C 16	88	D			E		F			G		H		S							
71	SLOAN	A 1	27	25	2	B 8	5	0	87	-	-	C 15	89	D			E		F			G		H		S 1	-	-	-	-	-	-	6
44	KELLEY	A 8	15	0	15	B						C 8	15	D			E		F			G		H 1	12	S 2	-	-	-	-	-	-	12
23	THOMPSON	A 7	22	0	22	B						C 7	22	D 1	1	-	E		F			G		H		S							
54	MOSLEY	A 5	12	5	7	B						C 5	7	D			E		F			G		H		S							
80	STABLER	A 8	62	0	62	B 1	0	0	0	-	-	C 9	62	D			E		F			G		H		S -	-	-	1	1	-	-	2
89	TOLLESON	A				B						C		D 2	58	-	E		F			G		H		S							
15	COOK	A				B						C		D 1	15	-	E		F			G		H		S							
68	PERKINS	A				B						C		D 1	13	-	E		F			G		H		S							
17	DAVIS	A				B						C		D			E		F 6	253	-	G		H		S							
55	MOSLEY	A				B						C		D			E		F			G 4	36	H		S							
13	RAY	A				B						C		D			E		F			G		H		S -	2	1	-	-	-	-	1
	KERR	A				B						C		D			E		F			G		H		S -	-	-	-	-	-	1	0
	BEAD	A 3	8	0	8	B						C 3	8	D			E		F			G		H		S							
35	HOMAD	A 1	5	0	5	B						C 1	5	D			E		F			G		H		S							
85	TRIMBLE	A 4	13	0	13	B						C 4	13	D			E		F			G		H		S							
H	JOHNS	A				B						C		D			E 2	19	F			G		H		S							
89	WHALEY	A				B						C		D			E 1	5	F			G		H		S							
		A				B						C		D			E		F			G		H		S							
		A				B						C		D			E		F			G		H		S							
	TEAM TOTALS	A 59	252	30	222	B 9	5	0	87	-	-	C 68	309	D 5	87	-	E 3	24	F 6	253	-	G 4	36	H 1	12	S 3	2	1	1	1	1	0	21

Opponents FLORIDA STATE First Downs: (Rush) 10 (Pass) 3 (Pen.) 2 Total 15 Penalties Against: (No.) 6 (Yards) 64 Own Fumbles: (No.) 1 (Lost) 0

Enter Here Team Totals From Visiting Team Summary	RUSHING				FORWARD PASSING					TOTAL OFFENSE		RECEIVING			INT. RETURNS		PUNTING			PUNT RETURNS		K.O. RETURNS		SCORING								
	Times Carried	Yards Gain	Yards Loss	Net Gain	No. Att.	No. Comp.	Had Int.	Net Gain	Scoring		Total Plays	Net Gain	No. Caught	Yards Gain	TD's	No. Inter.	Yards Return	Times Kicked	Yards Kicked	Blkd.	Number Returns	Yards Return	Number Returns	Yards Return	Touch-downs	X Pts. Kick		Other X Pts.		Field Goals		Points
									TD's	Conv.																Att.	Made	Att.	Made	Att.	Made	
VISITING TEAM TOTALS	A 29	161	36	125	B 15	8	3	76	-	-	C 54	201	D 8	76	-	E -	-	F 6	219	-	G 4	14	H 2	57	S -	-	-	-	-	-	-	0

ALABAMA OFFENSE

WEAK END

86 Tommy Tolleson (184)
88 Ray Perkins (179)
21 Richard Brewer (158)
25 Dennis Homan (180)

WEAK TACKLE

66 John Sullivan (192)
62 Jerry Duncan (194)
78 Louis Thompson (215)

WEAK GUARD

51 John Calvert (184)
60 Tom Somerville (188)
69 Allen Harpole (192)
71 Billy Johnson (191)

CENTER

54 Paul Crane (191)
53 Jimmy Carroll (193)
52 Terry Killgore (201)

STRONG GUARD

73 Jim Fuller (211)
68 Bruce Stephens (184)
61 Byrd Williams (190)

STRONG TACKLE

70 Cecil Dowdy (204)
74 Nathan Rustin (214)
78 Louis Thompson (215)

STRONG END

83 Wayne Cook (194)
82 Charles Harris (197)
85 Don Shankles (186)

QUARTERBACK

14 Steve Sloan (185)
12 Kenny Stabler (178)
15 William Hobson (196)

LEFT HALFBACK

32 Leslie Kelley (209)
44 Dicky Thompson (173)
25 Dennis Homan (180)
45 Dickie Bean (176)

RIGHT HALFBACK

40 David Ray (186)
20 Wayne Trimble (203)
28 Frank Canterbury (172)

FULLBACK

30 Steve Bowman (195)
35 Gene Raburn (179)
42 Harold Moore (202)

PLACEMENTS:

40 David Ray, 65 Dudley Kerr

PUNTERS:

17 Steve Davis, 40 David Ray

HOLDERS: Quarterbacks

FLORIDA STATE DEFENSE

LEFT END

87 Terry Garvin (205)
80 Stan Croley (192)

LEFT TACKLE

78 Charles Pennie (230)
74 Jay Matthews (218)

MIDDLE GUARD

61 Jack Shinholser (210)
66 Carlie McNeil (195)

RIGHT TACKLE

79 Frank Pennie (240)
53 David Pitts (202)

RIGHT END

84 Geo. D'Alessandro (202)
81 H. T. Waller (186)

LINEBACKER

63 Bill McDowell (208)
40 Mike Blatt (202)

LINEBACKER

68 Joe Parrish (194)
62 Howard Lurie (202)

CORNERBACK

22 Maury Bibent (193)
41 Bob Menendez (194)

CORNERBACK

43 Howard Ehler (195)
32 Bill Richardson (189)

SAFETY

26 Bill Campbell (177)
33 Butch Riser (181)

SAFETY

14 Jim Massey (175)
15 Pat Conway (180)

ALABAMA SCHEDULE (3-1-1)

Date	Opponent	Site
Georgia 18,	Alabama 17	Athens
Alabama 27,	Tulane 0	Mobile
Alabama 17,	Ole Miss 16	Birmingham
Alabama 22,	Vanderbilt 7	Nashville
Alabama 7,	Tennessee 7	Birmingham
OCT. 23	FLORIDA STATE	TUSCALOOSA
Oct. 30	Mississippi State	Jackson
Nov. 6	L. S. U.	Baton Rouge
Nov. 13	South Carolina	Tuscaloosa
Nov. 27	Auburn	Birmingham

TODAY'S OFFICIALS

Referee: R. P. Williams, Miami, Fla.
Umpire: Harvey Hardy, Lakeland, Fla.
Linesman: Harry Sharp, Memphis, Tenn.
Field Judge: Paul Sprayberry, Shreveport, La.
Back Judge: John O'Neill, Atlanta, Ga.
Clock Operator: Jimmy Harper, Atlanta, Ga.

WEATHER REPORT

Temperature at kickoff: _____
Wind speed & direction: _____
Forecast for today: _____
Estimated attendance: _____

FSU SCHEDULE (2-2)

Date	Opponent	Site
TCU 7,	Florida State 3	Fort Worth
Florida State 9,	Baylor 7	Tallahassee
Kentucky 26,	Florida State 24	Lexington
Florida State 10,	Georgia 3	Tallahassee
OCT. 23	ALABAMA	TUSCALOOSA
Oct. 30	Virginia Tech	Tallahassee
Nov. 6	Wake Forest	Tallahassee
Nov. 13	North Carolina State	Raleigh
Nov. 20	Houston	Tallahassee
Nov. 27	Florida	Gainesville

FLORIDA STATE OFFENSE

LEFT END

88 Jerry Jones (185)
21 Donovan Jones (196)

LEFT TACKLE

70 Del Williams (230)
74 Don Ellers (219)

LEFT GUARD

69 Edwin Pope (208)
60 Larry Williamson (209)

CENTER

54 John Stephens (201)
55 Bob Urich (198)

RIGHT GUARD

73 Larry Kissam (223)
51 Joe Avezzano (229)

RIGHT TACKLE

77 Bob Mangan (224)
64 David Braggins (223)

RIGHT END

83 Thurston Taylor (216)
86 Bud Blankenship (200)

QUARTERBACK

16 Ed Pritchett (181)
11 Kim Hammond (185)

LEFT HALFBACK

30 Bill Moreman (181)
27 Phil Spooner (185)
29 Joe Petko (194)

RIGHT HALFBACK

28 T. K. Wetherell (185)
24 Elton Revell (174)

FULLBACK

23 Wayne Giardino (192)
44 Jim Mankins (221)

PUNTERS: 35 John Hosack, 16 Ed Pritchett.

PLACEMENTS: 85 Pete Roberts, 34 Frank Loner

ALABAMA DEFENSE

LEFT END

80 Frank Whaley (198)
82 Charles Harris (198)
63 Ben McLeod (187)

LEFT TACKLE

66 John Sullivan (192)
73 Jimmy Fuller (211)
76 John Sides (216)

MIDDLE GUARD

60 Tom Somerville (188)
72 T. J. Morris (184)
68 Bruce Stephens (184)

RIGHT TACKLE

79 Richard Cole (196)
70 Cecil Dowdy (204)
75 Spud Davis (217)

RIGHT END

81 Creed Gilmer (178)
64 Willie Stewart (187)
80 Frank Whaley (198)

ROVER

41 John Reitz (184)
87 David Bedwell (172)
16 David Chatwood (174)

LEFT LINEBACKER

56 Tim Bates (195)
50 Stan Moss (196)
51 John Calvert (184)

RIGHT LINEBACKER

36 Jackie Sherrill (195)
54 Paul Crane (191)
32 Leslie Kelley (210)

LEFT HALFBACK

40 David Ray (186)
45 Dickey Bean (176)
11 Eddie Propst (173)

RIGHT HALFBACK

37 Bobby Johns (177)
28 Frank Canterbury (203)
31 Kent Bushee (181)

SAFETY

24 John Mosley (181)
12 Kenny Stabler (178)
88 Ray Perkins (179)

OCT. 23, 1965

MOBILE, ALA.

F. S. U.

No.	Name	Pos.	Class	Lts.	Age	Hgt.	Wgt.	Hometown
11	Kim Hammond	QB	Soph	0	21	6-1	185	Melbourne, Fla.
12	Tony Gero	QB	Junior	0	21	5-10	186	Madison, N.J.
14	Jim Massey	DB	Senior	2	22	5-11	175	Cairo, Ga.
15	Pat Conway	DB	Junior	1	20	5-10	180	Miami, Fla.
16	Ed Pritchett	QB	Senior	2	24	6-2	181	Decatur, Ga.
17	Marty Kolbus	QB	Soph	0	19	6-2	185	E. Chicago, Ind.
21	Donovan Jones	HB	Junior	0	20	6-1	196	Lakeland, Fla.
22	Maury Bibent	DB	Senior	2	23	6-0	193	Cincinnati, Ohio
23	Wayne Giardino	FB	Junior	1	22	5-10	192	W. Palm Beach, Fla.
24	Elton Revell	HB	Junior	0	21	6-0	174	Tallahassee, Fla.
26	Bill Campbell	DB	Junior	0	20	5-9	177	Tampa, Fla.
27	Phil Spooner	HB	Senior	2	22	5-11	185	Fort Meyers, Fla.
28	T. K. Wetherell	HB	Soph	0	20	5-10	185	Daytona Beach, Fla.
29	Joe Petko	FB	Senior	2	22	5-9	194	Shaker Hgts., Ohio
30	Bill Moremen	HB	Soph	0	20	5-11	181	Daytona Beach, Fla.
31	Bill Cox	HB	Soph	0	19	6-1	178	Atlanta, Ga.
32	Bill Richardson	DB	Soph	0	20	6-0	189	Jesup, Ga.
33	Butch Riser	DB	Soph	0	20	6-0	181	Sanford, Fla.
34	Frank Loner	PK	Soph	0	19	5-9	196	Thomasville, Ga.
35	John Hosack	HB	Junior	0	20	5-10	194	Miami, Fla.
40	Mike Blatt	LB	Soph	0	19	5-11	202	Key West, Fla.
41	Bob Menendez	DB	Junior	0	20	5-10	194	Key West, Fla.
42	Alan LaMarche	DB	Soph	0	20	5-11	187	Hollywood, Fla.
43	Howard Ehler	DB	Senior	2	21	5-10	195	Tavares, Fla.
44	Jim Mankins	HB	Junior	0	21	6-2	221	King City, Calif.
51	Joe Avezzano	OG	Senior	2	22	6-2	229	Miami, Fla.
52	Wayne McLuffie	C	Junior	1	21	6-2	208	Hawkinsville, Ga.
53	David Pitts	MG	Junior	1	21	5-9	202	Blountstown, Fla.
54	John Stephens	C	Junior	1	20	6-1	201	Tallahassee, Fla.
55	Bob Urich	C	Soph	0	19	6-2	198	Toronto, Ohio
60	Larry Williamson	OG	Junior	0	20	5-11	209	Macon, Ga.
61	Jack Shinholser	MG	Senior	2	23	6-1	210	Tampa, Fla.
62	Howard Lurie	LB	Senior	1	21	6-0	201	Northridge, Calif.
63	Bill McDowell	LB	Senior	2	21	6-1	208	Tallahassee, Fla.
64	Dave Braggins	OT	Junior	0	20	6-2	223	Lake Wales, Fla.
65	David Hall	OG	Junior	0	21	5-11	208	Panama City, Fla.
66	Carlie McNeil	OG	Soph	0	19	6-1	195	Macon, Ga.
67	Mike Bugar	DT	Soph	0	19	6-1	204	Youngstown, Ohio
68	Joe Parrish	LB	Senior	2	23	6-1	194	Auburndale, Fla.
69	Edwin Pope	OG	Junior	0	21	6-1	208	Waycross, Ga.
70	Del Williams	OT	Junior	1	20	6-2	230	Like Oak, Fla.
71	Ken Johnson	OT	Soph	0	21	6-2	224	Jacksonville, Fla.
73	Larry Kissam	OT	Junior	0	20	6-0	223	Inglewood, Calif.
74	Jay Mac Matthews	DT	Junior	0	21	6-1	218	Chiefland, Fla.
75	Rommy Vistart	DT	Soph	0	20	6-3	270	Colquitt, Ga.
76	Donnie Eilers	OT	Soph	0	19	6-3	219	Marietta, Ga.
77	Bob Mangan	OT	Senior	2	23	6-1	229	Atlanta, Ga.
78	Charles Pennie	DT	Junior	0	20	6-4	230	Hollywood, Fla.
79	Frank Pennie	DT	Senior	2	22	6-4	240	Hollywood, Fla.
80	Stan Croley	DE	Soph	0	20	6-2	192	Dade City, Fla.
81	H. T. Waller	DE	Soph	0	20	6-1	186	Vernon, Fla.
82	Jack Fenwick	OE	Soph	0	19	6-4	214	Cincinnati, Ohio
83	Thurston Taylor	OT	Soph	0	19	6-2	216	College Park, Ga.
84	Geo. D'Alessandro	DE	Senior	2	22	5-11	202	Fort Meyers, Fla.
85	Pete Roberts	PK	Soph	0	20	5-11	200	Gainesville, Fla.
86	Buddy Blankenship	OE	Junior	0	21	6-3	200	Atlanta, Ga.
87	Terry Garvin	DE	Senior	1	22	5-11	205	Pensacola, Fla.
88	Jerry Jones	OE	Soph	0	20	6-1	185	Jesup, Ga.
89	Max Wettstein	OE	Senior	2	21	6-3	214	Leesburg, Fla.

HEAD COACH: Bill Peterson (Ohio Northern, 1946)

ASSISTANTS: Don James, Bill Crutchfield, Bob Harbison, Don Powell, Bobby Bowden, Neil Schmidt, Bill Proctor, Ken MacLean.

TRAINER: Don Fauls

SPORTS PUBLICITY: Bill Bunker

ALABAMA

DENNY STADIUM —

2:00 P.M. — TUSCALOOSA

No.	Name	Pos.	Class	Lts.	Age	Hgt.	Wgt.	Hometown
11	Eddie Propst	DHB	Soph	0	19	5-11	173	Birmingham
12	Kenny Stabler	QB	Soph	0	19	6-2	178	Foley
14	Steve Sloan	QB	Senior	2	21	6-0	185	Cleveland, Tenn.
15	William Hobson	QB	Junior	0	21	6-3	196	Greensboro
16	David Chatwood	Rover	Soph	0	19	5-10	174	Fairhope
17	Steve Davis	Kicker	Soph	0	19	6-1	186	Columbus, Ga.
20	Wayne Trimble	LH	Junior	1	20	6-3	203	Cullman
21	Richard Brewer	LE	Soph	0	19	5-10	158	Sylacauga
24	John Mosley	RH	Junior	1	20	5-10	181	Thomaston
25	Dennis Homan	LH	Soph	0	19	6-0	180	Muscle Shoals
28	Frank Canterbury	DHB	Junior	1	20	5-11	172	Birmingham
30	Steve Bowman	FB	Senior	2	20	5-11	195	Pascagoula, Miss.
31	Kent Busbee	FB	Soph	0	20	6-1	181	Meridian, Miss.
32	Leslie Kelley	LH	Junior	1	20	6-2	209	Vinemont
35	Gene Raburn	FB	Soph	0	22	5-11	179	Jasper
36	Jackie Sherrill	LB	Senior	2	21	6-1	195	Biloxi, Miss.
37	Bobby Johns	DHB	Soph	0	19	6-1	177	Birmingham
40	David Ray	RH	Senior	1	21	6-0	186	Phenix City
41	John Reitz	DHB	Soph	0	21	6-2	184	Morristown, Tenn.
42	Harold Moore	FB	Junior	0	21	6-2	202	Chattanooga, Tenn.
44	Dicky Thompson	LH	Soph	0	20	5-11	173	Thomasville, Ga.
45	Dickey Bean	DHB	Junior	0	21	6-1	176	Childersburg
50	Stan Moss	LB	Soph	0	19	6-1	196	Birmingham
51	John Calvert	LB	Junior	0	20	5-11	186	Cullman
52	Terry Killgore	C	Soph	0	19	6-2	201	Annandale, Va.
53	Jimmy Carroll	C	Junior	0	21	6-0	193	Enterprise
54	Paul Crane	C-LB	Senior	2	21	6-2	191	Prichard
56	Tim Bates	LB	Senior	1	21	6-1	195	Tarrant City
60	Tom Somerville	LG	Soph	0	19	5-9	188	Memphis, Tenn.
61	Byrd Williams	LG	Junior	0	20	5-11	190	Decatur
62	Jerry Duncan	LT	Junior	0	21	5-11	195	Sparta, N. C.
63	Ben McLeod	DE	Senior	0	21	5-11	187	Pensacola, Fla.
64	Willie Stewart	LB	Soph	0	19	6-0	187	Jackson, Miss.
65	Dudley Kerr	K	Junior	0	20	5-11	185	Reform
66	John Sullivan	RG	Junior	1	20	6-0	192	Nashville, Tenn.
68	Bruce Stephens	LG	Soph	0	20	5-10	184	Thomasville
69	Allen Harpole	LG	Soph	0	18	6-0	190	Columbus, Miss.
70	Cecil Dowdy	RT	Junior	1	20	6-0	204	Cherokee
71	Billy Johnson	RG	Soph	0	20	6-0	187	Selma
72	T. J. Morris	MG	Soph	0	19	6-0	184	Geneva
73	Jimmy Fuller	LT	Junior	1	20	6-0	211	Fairfield
74	Nathan Rustin	RT	Soph	0	20	6-2	214	Phenix City
75	Spud Davis	RT	Soph	0	19	6-4	217	Talladega
76	John Sides	LT	Soph	0	19	6-2	216	Tuskegee
78	Louis Thompson	LT	Soph	0	20	6-2	215	Lebanon, Tenn.
79	Richard Cole	RT	Junior	0	20	6-0	196	Crossville
80	Frank Whaley	LE	Soph	0	20	6-4	198	Lineville
81	Creed Gilmer	RE	Senior	1	21	6-0	178	Birmingham
82	Charles Harris	LE	Soph	0	19	6-4	199	Mobile
83	Wayne Cook	RE	Junior	1	20	6-1	194	Montgomery
84	Vernon Newbill	LE	Junior	0	21	6-0	186	Mobile
85	Don Shankles	RE	Soph	0	20	6-1	186	Fort Payne
86	Tommy Tolleson	LE	Senior	2	22	6-2	184	Talladega
87	David Bedwell	Rover	Soph	0	19	6-0	172	Cedar Bluff
88	Ray Perkins	LE	Junior	1	23	6-0	179	Petal, Miss.

HEAD COACH: Paul Bryant

ASSISTANTS: Sam Bailey, Carney Laslie, Pat Dye, Howard Schnellenberger, Ken Meyer, Dude Hennessey, Ken Donahue, Clem Gryska, Jimmy Sharpe, Richard Williamson, Ralph Genito, Mal Moore.

SPORTS PUBLICITY: Charley Thornton, Andy Morris

UNIVERSITY OF ALABAMA VS FLORIDA STATE UNIVERSITY
Denny Stadium October 23, 1965 Tuscaloosa, Alabama
Temperature: 72 degrees winds from SW at 12 MPH

Alabama wins the toss and elects to receive. Florida State will defend the South goal.

Roberts kicks off and Leslie Kelley returns from 12 yards to the 18.

ALABAMA BALL

A18 1-10 Bowman at right guard for 2 yards. Pennie and McDowell tackle.

A20 2-8 Sloan on keeper at right end for 4 yards. Pennie tackle.

A24 3-4 Kelley drops Sloan pass at the 24.

A24 4-4 Davis punts and Campbell returns for 9 yards.
State penalized 15 yards for clipping.

42 yard kick. Davis tackle.

STATE BALL

F30 1-10 Pritchett pass incomplete. Intended for J. Jones.

F30 2-10 Pritchett pass incomplete. Intended for Wetherell.

F30 3-10 Giardino on draw for 3 yards. Bates tackle.

F33 4-7 Hosack punts and Mosley returns for 18 yards.

40 yard kick. Stephens tackle.

23

ALABAMA BALL

A46 1-10 Kelley at left guard for 2 yards. Shinhoiser tackle.

A48 2-8 Sloan passes to Perkins and Cook catches the reflected ball for a 15 yards gain.
Farrish tackle. FIRST DOWN.

S37 1-10 Alabama penalized for ill. procedure. 5 yards.

S42 2-15 Bowman at left tackle for 5 yards. Shinhoiser tackle.

S37 3-10 Thompson at right tackle for 6 yards. McDowell tackle.

S31 4-4 Sloan passes to Thompson for 1 yard. Bibent tackle.

S30 4-3 Sloan passes to Perkins for a FIRST DOWN AND 13 yards. Ehler tackle.

S17 1-10 Bowman up middle for 2 yards. Pennie tackle.

S15 2-8 Sloan around left end for a loss of 2 yards. Campbell tackle.

S17 3-10 Sloan thrown for loss of 5 yards. by Pennie.

S22 4-15 Kerr's 38 yard field goal attempt is off to the left.

STATE BALL 6:50 left

S20 1-10 Pritchett thrown for 3 yard loss by Fuller.

S17 2-13 Giardino at left tackle for 1 yard. Gilmer and Moss tackle.

S18 3-12 Pritchett pass incomplete. Intended for Giardino.

S18 4-12 Hosack punts and Mosley returns for 5 yards. 37 yard punt. Williams tackle.

ALABAMA BALL

A50 1-10 Bowman takes pitch from Sloan and runs around left end for 43 yards. FIRST DOWN.
Kelley key block. Campbell tackle.

F7 1-G Kelley up middle for 2 yards. Pennie tackle.

F5 2-G Kelley at left tackle for 2 yards. Pennie tackle.

F3 3-G Kelley at right tackle for 2 yards. Pennie tackle.

F1 4-G Kelley runs at right tackle for a 1 yard TOUCHDOWN. 3:40 left
50 yards in 5 plays Ray kicks the extra point, Sloan held

ALABAMA 7 FLORIDA STATE 0

Ray kicks the ball out of the end zone.

STATE BALL

S20 1-10 Pritchett pass deflected by Whaley. Intended for Giardino.

S20 2-10 Pritchett pass incomplete to Wetherell. 14 yard penalty against Alabama. Pass Intf.
FIRST DOWN

S34 1-10 Pritchett pass incomplete. Intended for Jones. Almost intercepted by Johns.

S34 2-10 Pritchett fades to pass, then runs for a FIRST DOWN and 14 yards. Somerville tackle.

S48 1-10 Spooner at right end for 1 yard. Fuller and Somerville tackle.

S49 2-9 Giardino at right end for no gain. Whaley tackle.

S49 3-9 Pritchett pass dropped by Spooner. Sullivan applied the pressure.

S49 4-9 Hosack punts and Mosley fair catches on the 12 yard line. 39 yard kick.

ALABAMA BALL

A12 1-10 Alabama penalized 5 yards for ill. procedure.

A7 2-15 Sloan keeps at right end for 1 yard. McDowell tackle.

A8 2-14 Moore up middle for 1 yard. Shinhoiser tackle.

END OF FIRST QUARTER

ALABAMA 7 FLORIDA STATE 0

XXXX PENALTY

11 FIRST DOWN

① INCOMPLETE PASS

--- PASS

— PUNT

||||| LOSS

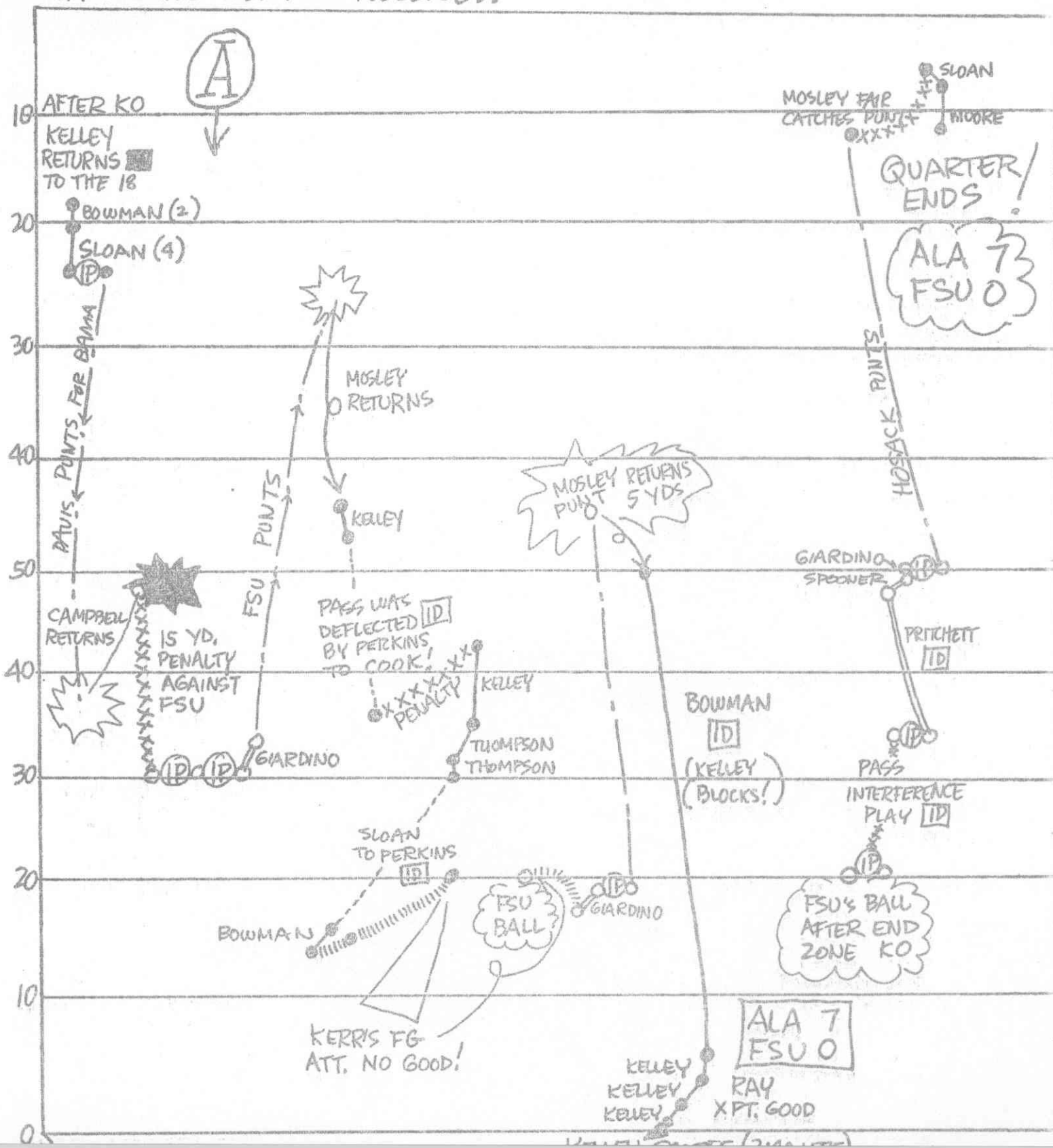
BAMA WINS TOSS AND RECEIVES!

UNIVERSITY OF ALABAMA VS FLORIDA STATE UNIVERSITY

Benny Stadium October 23, 1965

Illustrated Play by Play

NORTH



SECOND QUARTER

ALABAMA BALL

A10 3-12 Davis punts and Campbell for no gain. Punt 46 yards. Canterbury tackle.

STATE BALL

S44 1-10 Moreman up middle for a FIRST DOWN and 15 yards. Mosley tackle.
 A41 1-10 Mankins at left tackle for a FIRST DOWN and 15 yards. Johns tackle.
 A26 1-10 Moreman up middle for 8 yards. Bates tackle.
 A18 2-2 Mankins at left end for a loss of 1 yard. Gilmer tackle.
 A19 3-3 Pritchett pass incomplete. Intended for Wetherell.
 A19 4-3 Pritchett pass incomplete. Intended for Wetherell.

ALABAMA BALL

A19 1-10 Sloan passes to Tolleson for a FIRST DOWN and 16 yards. McDowell tackle.
 A35 1-10 Kelley at left guard for 3 yards. Shinhoiser tackle.
 A38 2-7 Bowman at left end for 4 yards. Massey and McDowell, tackle.
 A42 3-3 Sloan runs around right end for a FIRST DOWN and 4 yards. Bibent tackle.
 A46 1-10 Sloan pass incomplete. Intended for Roman.
 A46 2-10 Sloan passes to Tolleson who runs for a FIRST DOWN and 42 yards. Cook key block. Ehler tackle.
 S12 1-10 Thompson at right tackle for 2 yards. McDowell tackle.
 S10 2-8 Sloan pass incomplete. Intended for Tolleson. Play nullified. State penalized 2 5 yards for personal foul.
 S5 2-3 Bowman at right tackle for 3 yards. Shinhoiser tackle.
 S3 3-1 Sloan keeps at right tackle for a 3 yard TOUCHDOWN. 8:00 left
 81 yards in 10 plays Ray's kick is off to the left

ALABAMA 13 FLORIDA STATE 0

Ray kicks off and More-man downs it in the end zone.

~~STATE~~ STATE BALL

S20 1-10 Mankins at left tackle for 3 yards. Bates and Sherrill tackle.
 S23 2-7 Pritchett for no gain. Bates and Sullivan tackle.
 S23 3-7 Pritchett pass incomplete. Intended for Blankenship.
 S23 4-7 Hosack punts and Mosley fair catches on the 42. 35 yard punt.

ALABAMA BALL

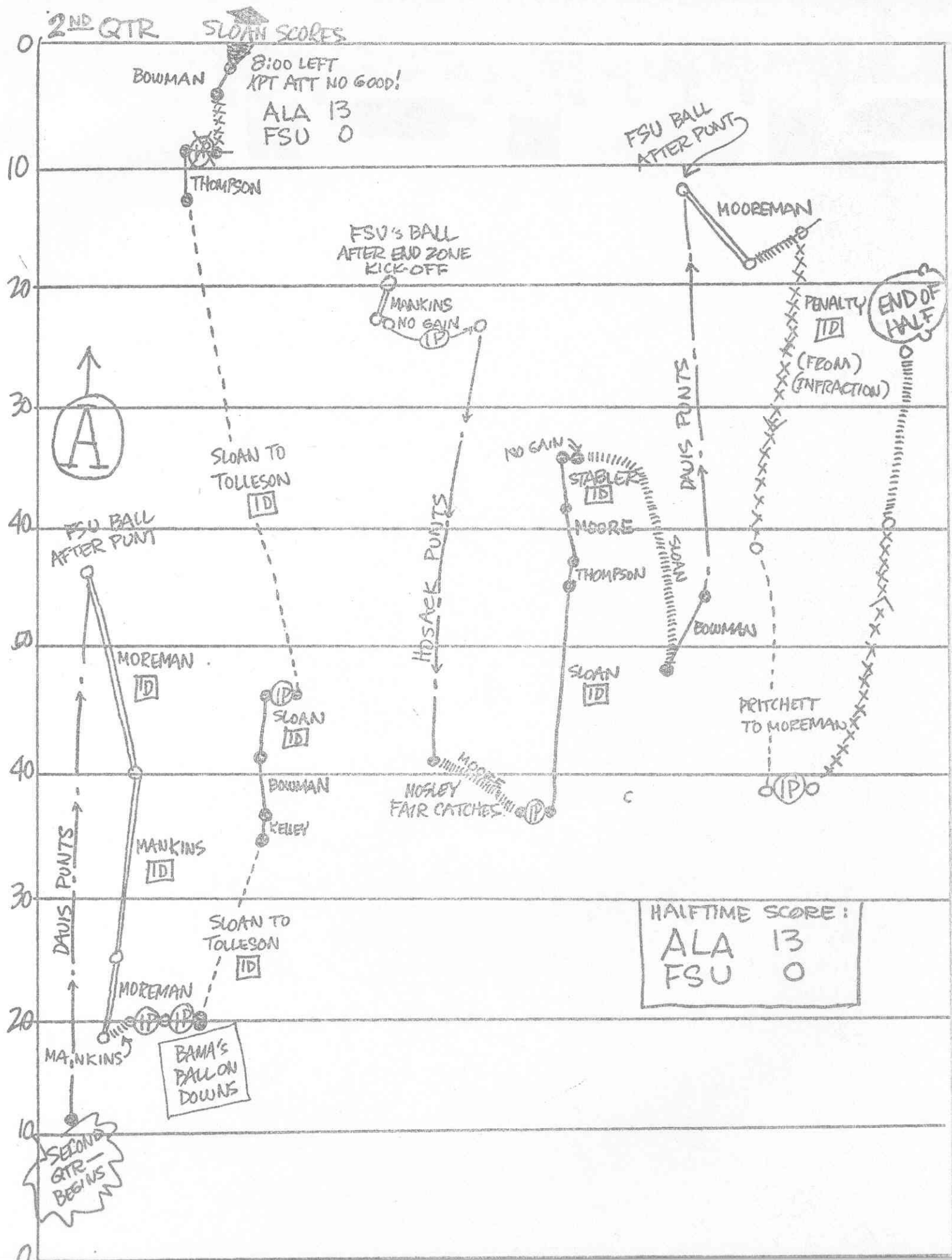
A42 1-10 Moore loses 5 yards in right end on pitch out.
 A37 2-15 Sloan pass incomplete. Intended for Canterbury.
 A37 3-15 Sloan fades to pass, and runs for 18 yards and a FIRST DOWN. Ehler tackle.
 S45 1-10 Thompson at right guard for 2 yards. F. Pennie, tackle.
 S43 2-8 Moore at left guard for 4 yards. Shinhoiser tackle.
 S39 3-4 Stabler around right end for a FIRST DOWN and 5 yards. Riser tackle.
 S34 1-10 Thompson for no gain at left tackle. Parrish tackle.
 S34 2-10 Sloan thrown for loss of 18 yards by D'Alessandro.
 A48 3-28 Bowman on the 2 draw for 5 yards. Shinhoiser tackle.
 S47 4-23 Davis punts for 35 yards and Riser fair catches on the 12.

STATE BALL

S12 1-10 Moreman around right end for 7 yards. Bates tackle.
 S19 2-3 Pritchett run out of bounds for a loss of 3 yards. Play nullified.
 27 15 yard penalty against Alabama for holding.
 S46 1-10 Pritchett passes to Moreman for 16 yards and FIRST DOWN. Whaley tackle.
 A37 1-10 Pritchett pass almost intercepted by Mosley. 23
 A37 2-10 Pritchett passes to Spooner. Play nullified. State penalized 15 yards for clippin
 S40 2-23 Pritchett thrown for 15 yard loss by Gilmer
 S25 4-48

END OF FIRST HALF

ALABAMA 13 FLORIDA STATE 0



FLASH FOOTBALL STATS

Quick Halftime and After Game Reports of Vital Team Statistics and Individual Leaders

HALFTIME

Circle One

FINAL

TEAM STATISTICS

	ALABAMA	FLORIDA STATE
First Downs	9	6
Rushing Yardage (Net)	93	48
Passing Yardage (Net)	87	17
Passes (Completions-Attempts)	8 — 5	11 — 1
Passes Intercepted by	0	0
Punts (Number-Average)	3 — 41.0	4 — 37.8
Fumbles Lost	0	0
Yards Penalized	51	43

INDIVIDUAL LEADERS

ALABAMA

RUSHING	Att'd	Net Yards	Avg.
BONMAN	7	63	9.0
Kelley	6	12	2.0
Thompson	4	10	2.5

PASSING	Att'd	Compl.	Net Yards
SLOAN	8	5	87

PASS RECEIVING	No. Rec'd	Net Yards	For TD
Tolson	2	58	—
Cook	1	15	—
Perkins	1	15	—

FLORIDA STATE

RUSHING	Att'd	Net Yards	Avg.
MOREMAN	3	30	10.0
MANKINS	3	17	5.7

PASSING	Att'd	Compl.	Net Yards
PRITCHETT	11	1	17

PASS RECEIVING	No. Rec'd	Net Yards	For TD
MOREMAN	1	17	—

THIRD QUARTER

Ray kicks off and Wetherell returns for 15 yards. to the 22. Raburn tackle.

STATE BALL

- S22 1-10 Pritchett passes to J. Jones for 9 yards. Ray and Bates tackle.
 S31 2-1 Moreman at right tackle for a FIRST DOWN and 6 yards. Bates tackle.
 S37 1-10 Mankins up middle for 2 yards. Somerville and Cole tackle.
 S39 2-8 Pritchett passes to J. Jones for a FIRST DOWN and 14 yards. Ray and Sherrill tackle.
 A47 1-10 Moreman at left end for 8 yards. Bates tackle. State penalized 15 yards for personal foul.
 S46 2-17 Pritchett passes Wetherell for 9 yards. Somerville tackle.
 A45 3-8 Pritchett passes to Wetherell for 7 yards. Chatwood tackle.
 A38 4-1 Mankins for a FIRST DOWN and 1 yard. Fuller and Sherrill tackle.
 A36 1-10 Pritchett passes to J. Jones for 19 yards. Johns tackle.
 A42 1-10 Moreman at center for 1 yard. Crane tackle.
 A25 2-9 Pritchett pass incomplete.
 XXX1 A25 3-9 Pritchett pass intercepted and returned by Johns for 15 yards.

ALABAMA BALL

- A26 1-10 Bowman at left tackle for 4 yards. Parrish tackle.
 A30 2-6 Stabler runs around right end for no gain. C. Pennie tackle.
 A30 3-6 Stabler pass incomplete. Intended for Tolleson.
 A30 4-6 Davis punts and Campbell returns for no gain. 43 yard punt. Stephens tackle.

STATE BALL

- S27 1-10 Pritchett passes to Revell for 6 yards. Johns tackle.
 S33 2-4 Moreman at right tackle for a FIRST DOWN and 6 yards. Bates tackle.
 S39 1-10 Pritchett passes to E Taylor for 4 yards. Bates tackle.
 S43 2-6 Moreman at right tackle for one yard. Bates tackle.
 S44 3-5 Pritchett pass incomplete. Intended for Wetherell.
 S44 4-5 Hosack punts and Mosley returns for no gain. 34 yard kick. Moreman tackle.

ALABAMA BALL

- A22 1-10 Bowman at left guard for 3 yards. Parrish tackle.
 A25 2-7 Stabler keeps at left tackle for 4 yards. Shinhoiser tackle.
 A29 3-3 Bowman takes pitch around right end for a FIRST DOWN and 8 yards. Parrish tackle.
 A37 1-10 Thompson at left tackle for 5 yards. Parrish tackle.
 A42 2-5 Stabler keeps around left end for 3 yards. D'Alessandro tackle.
 A45 3-2 Stabler keeps at right tackle for a FIRST DOWN and 3 yards. McDowell tackle.
 A48 1-10 Thompson at right tackle for 5 yards. McDowell tackle.
 S47 2-5 State penalized 5 yards for offsides.
 S43 3-1 Moore at left tackle for 6 yards. McDowell tackle. FIRST DOWN
 S37 1-10 Thompson at right guard for 2 yards. D'Alessandro tackle.
 S35 2-8 Stabler at left end for 4 yards. F. Pennie tackle.
 S31 3-4

END OF THIRD QUARTER

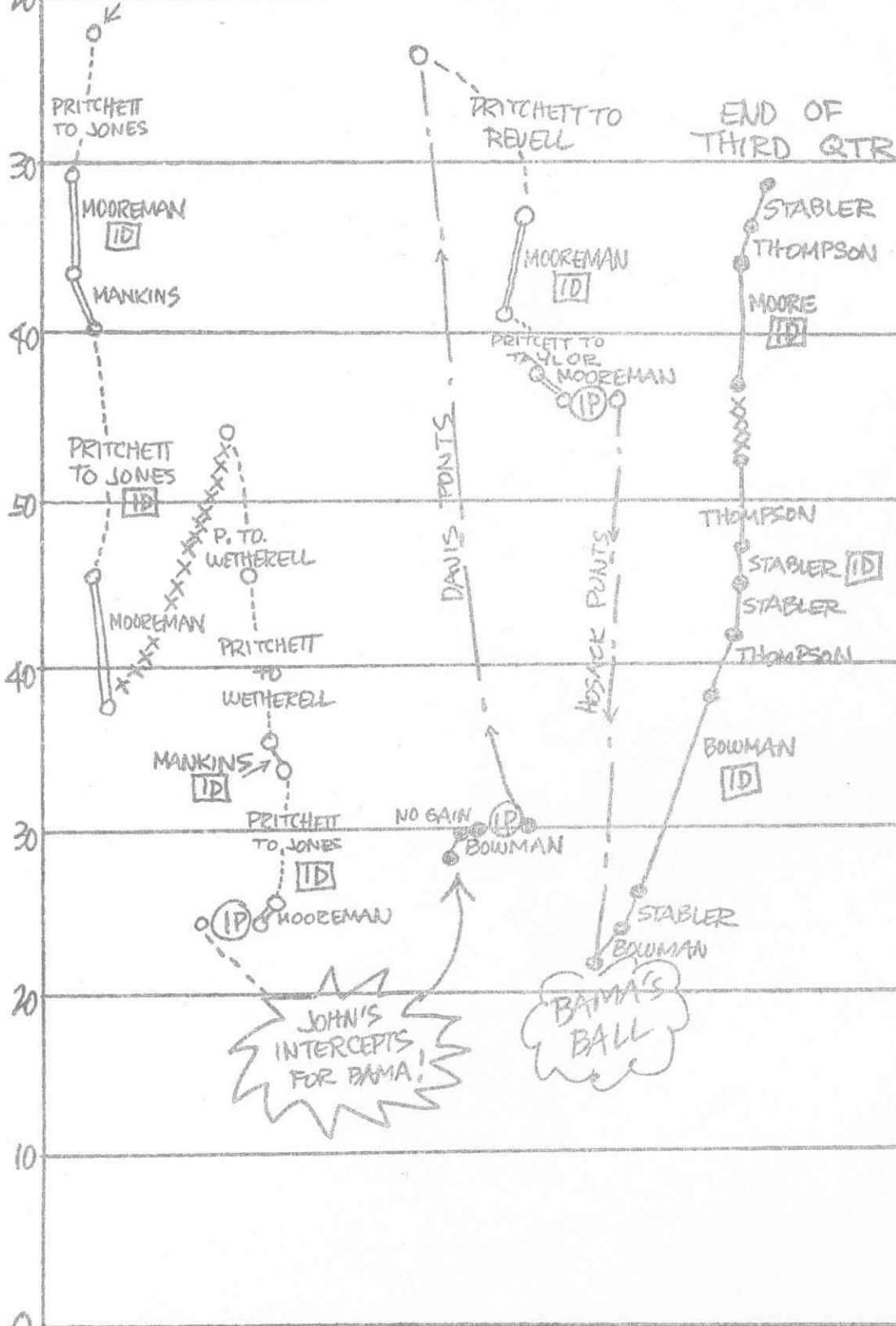
ALABAMA 13 FLORIDA STATE 0

THIRD QUARTER



SECOND HALF
BEGINS!
FSU BALL
AFTER KO

ALA 13
FSU 0



FOURTH QUARTER

ALABAMA BALL

S31 3-4 Bowman up middle for 3 yards. Shinkholser tackle.
 S28 4-1 Bowman at left guard for no gain. D'Alessandro tackle.

STATE BALL

S27 1-10 Pritchett runs for 12 yards and goes out of bounds. FIRST DOWN
 S39 1-10 Pritchett pass intercepted by Johns who returns for 4 yards from the ~~XIX~~ 31. Moreman tackle

ALABAMA BALL

A35 1-10 Kelley up middle for 2 yards. F. Pennie tackle.
 A37 2-8 Bowman at right tackle for 1 yard. C. Pennie tackle.
 A38 3-7 Stabler runs around left end for a FIRST DOWN and 15 yards. McDowell tackle.
 S47 1-10 Bowman at right tackle for 2 yards. McDowell tackle.
 S45 2-8 Bean at left guard for 6 yards. McDowell tackle.
 S39 3-2 Bowman at left end for a FIRST DOWN AND 3 yds Massey tackle.
 S36 1-10 Bean up middle for one yard. F. Pennie tackle.
 S35 2-9 Homan takes pitch around right end for 5 yards. Campbell tackle.
 S30 3-4 Bowman at left tackle for 1 yard. Massey tackle.
 S29 4-3 Field goal attempt is faked and Stabler runs around left end for a FIRST DOWN AND 28 yards. 1 yard penalty against Sta
 S1 1-6 Kelley dives over right guard for a 1 yard TOUCHDOWN. 8:03 left
 65 yards in 11 plays Extra point attempt is faked and Stabler runs around left end for 2 points.

ALABAMA 21 FLORIDA STATE 0

Ray kicks off and Moreman returns from the end zone to the 42 yard line.

STATE BALL

S42 1-10 Patko up middle for 1 yard. Cole tackle.
 S43 2-9 Pritchett pass incomplete. Intended for J. Jones.
 S43 3-9 Wetherell around left side on double reverse for a loss of 12 yards. Gilmer tackle
 S31 4-21 Hosack punts for 49 yards and Mosley returns for 8 yards.

ALABAMA BALL

A28 1-10 Moore at right tackle for no gain. McDowell tackle.
 A28 2-10 Trimble runs around right end for 4 yards. Bibent tackle.
 A32 3-6 Bean at left tackle for 1 yard. Bugar tackle.
 A33 4-5 Davis punts for 43 yards and Bibent returns for 5 yards. Johnson tackle.

STATE BALL

S29 1-10 Pritchett fades to pass and runs for 14 yards and a FIRST DOWN. Sherrill tackle.
 S43 1-10 Pritchett pass intercepted by Johns. Play nullified. Offsetting penalties.
 S43 1-10 Pritchett pass incomplete. Intended for Revell.
 S43 2-10 Pritchett fades to pass and runs for 27 yards for a FIRST DOWN. Johns and Cantert tackle.
 A30 1-10 Pritchett fades to pass and runs for 15 yards for a FIRST DOWN. Bates and Johns
 A15 1-10 Patko at right tackle for a loss of one yard. Somerville and Harpole tackle.
 A17 2-8 Pritchett pass intercepted by Whaley who returns for 5 yards to the 19.

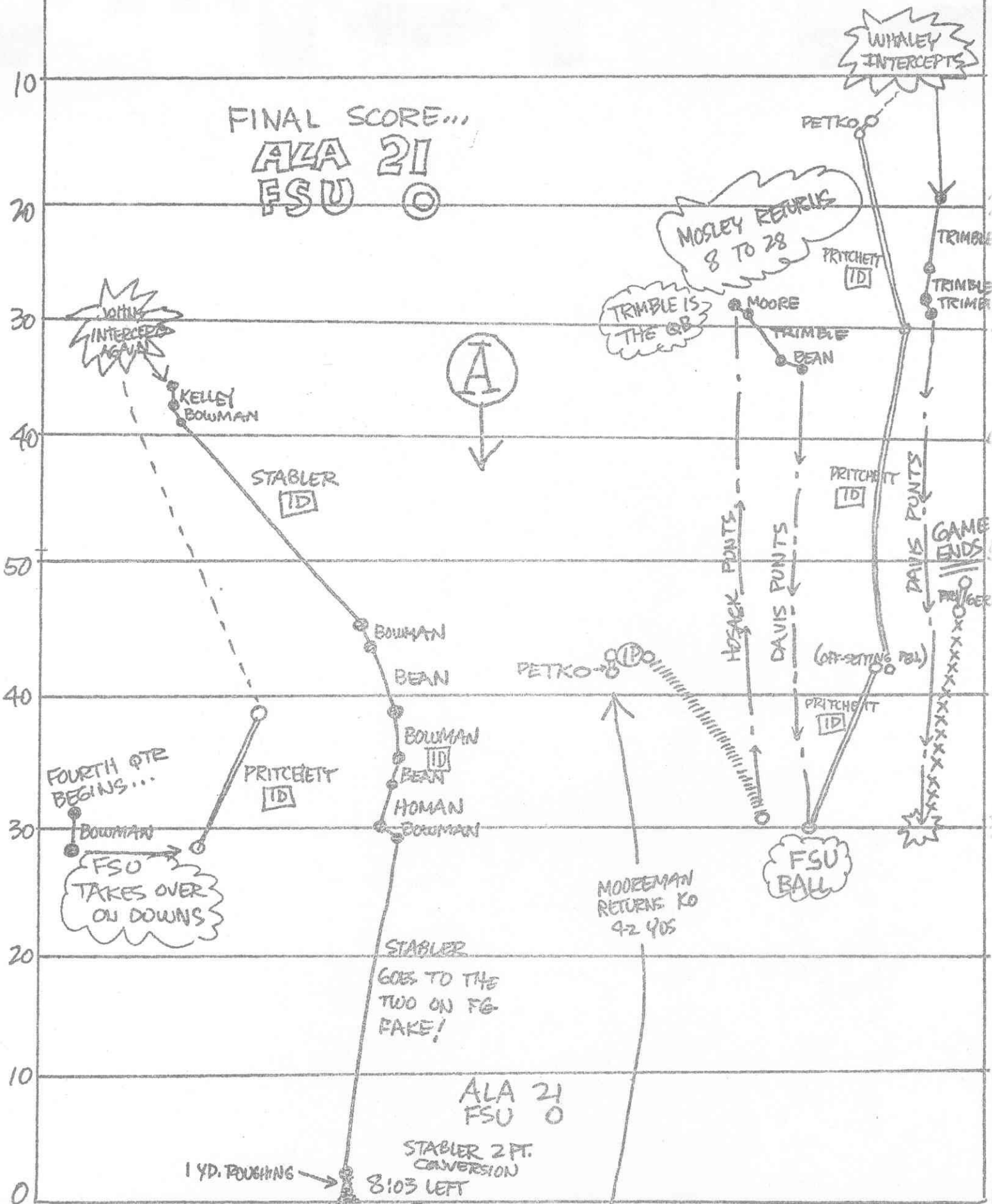
ALABAMA BALL

A19 1-10 Trimble keeps at right tackle for 6 yards. Campbell tackle.
 A25 2-4 Trimble keeps at right tackle for 3 yards. Bugar tackle.
 A28 3-1 Trimble keeps up the middle ~~Runs~~ for no gain.
 A28 4-1 Davis punts and ~~there~~ there is no return. 44 yard punt
 Alabama penalized 15 yards for personal foul.
 S47 1-10 Gero runs around right end and is thrown for a four yard loss by Harpole.
 END OF GAME

ALABAMA 21 FLORIDA STATE 0

FOURTH QUARTER ...

FINAL SCORE...
ALA 21
FSU 0



ALABAMA

vs.

FLA ST

OCT 23, 1965

FINAL TEAM FOOTBALL STATISTICS

	ALABAMA	FLORIDA STATE
First Downs Rushing	11	10
First Downs Passing	4	3
First Downs by Penalties	0	2
TOTAL FIRST DOWNS	15	15
Number Attempts Rushing	59	29
Yards Gained Rushing	252	161
Yards Lost Rushing	30	36
NET YARDS GAINED RUSHING	222	125
Number Passes Attempted	9	25
Number Passes Completed	5	8
Number Passes Had Intercepted	0	3
NET YARDS GAINED PASSING	87	76
Number Plays Rushing and Passing	68	54
TOTAL OFFENSE YARDAGE	309	201
Number Opponents Passes Intercepted	3	0
NET YARDS INTERCEPTIONS RETURNED	24	0
Number Times Punted	6	6
Number Punts Had Blocked	0	0
PUNTING AVERAGE, YARDS	42.2	39.0
Number Punts Returned	4	4
NET YARDS PUNTS RETURNED	36	14
Number Kickoffs Returned	1	2
NET YARDS KICKOFFS RETURNED	12	57
Number Times Penalized	5	6
TOTAL YARDS PENALIZED	66	64
Number Times Fumbled	1	1
NUMBER OWN FUMBLES LOST	0	0
ALABAMA	7	8
FLORIDA STATE	0	0

Scoring: ALABAMA: KELLEY 1 yd RUN, RAY 20 yd PCK, SLOAN 3 yd PUN,
 KELLEY 1 yd RUN, STARKER 20 yd PUN

Attendance: 43,936

Weather: 72° CLEAR WIND FROM SW @ 12 MPH

FINAL INDIVIDUAL FOOTBALL STATISTICS

ALABAMA

RUSHING

Player	Att.	Gain	Loss	Net
BOWMAN	16	88	0	88
SLOAN	7	27	25	2
KELLEY	8	15	0	15
THOMPSON	7	22	0	22
MOORE	5	12	5	7
STABLER	8	62	0	62
EDAN	3	8	0	8
HANAN	1	5	0	5
TRIMBLE	4	13	0	13

PASSING

Player	Att.	Comp.	Int.	Yds.
SLOAN	8	5	0	87
STABLER	1	0	0	0

PASS RECEIVING

Player	No.	Yds.	TD
TULESON	2	58	-
PERKINS	1	13	-
CORR	1	15	-
THOMPSON	1	1	-

PUNTING

Player	No.	Avg.
DAVIS	10	42.2

KICKOFF RETURNS

Player	No.	Yds.
KELLEY	1	12

PUNT RETURNS

Player	No.	Yds.
MISLEV	4	36

PASS INTERC.

Player	No.	Yds.
JOHNS	2	19
WHALEY	1	5

FLORIDA STATE

RUSHING

Player	Att.	Gain	Loss	Net
GIARDINO	3	4	0	4
PRITCHETT	8	42	18	64
SPOONER	1	1	0	1
MOREMAN	8	51	0	51
MANKINS	5	22	1	21
DETRO	2	1	1	0
WETHEWELL	1	0	12	-12
GERO	1	0	4	-4

PASSING

Player	Att.	Comp.	Int.	Yds.
PRITCHETT	25	8	3	76

PASS RECEIVING

Player	No.	Yds.	TD
MOREMAN	1	17	-
J. JONES	3	33	-
WETHEWELL	2	16	-
REVELL	1	6	-
TAYLOR	1	4	-

PUNTING

Player	No.	Avg.
HOSACK	6	39.0

KICKOFF RETURNS

Player	No.	Yds.
WETHEWELL	1	15
ARMAN	1	42

PUNT RETURNS

Player	No.	Yds.
CAMPBELL	3	9
ELBERT	1	5

PASS INTERC.

LINEUPS AND SUBSTITUTIONS -- ALABAMA VS. FLORIDA STATE

FLORIDA STATE SEMINOLES 39 PLAYERS USED.

ENDS: J. Jones, D. Jones, Taylor, Blankenship, Garvin, ~~Garvin~~, D'Alessandro, ~~Garvin~~.

TACKLES: Williams, ~~Williams~~ Mangan, Braggins, C. Pennie, F. Pennie, ~~Williams~~ ~~Williams~~.

GUARDS: Pope, Williamson, Kissan, Avezzano, Shirholser, ~~Williams~~.

CENTERS: Stephens, ~~Williams~~ McDowell, Blatt, Parrish, Lurie.

QUARTERBACKS: Fritchett, ~~Williams~~, GERO.

HALFBACKS: Moreman, Spooner, Patko, Wetherell, Revell, Bibent, ~~Williams~~, Ehler,
Richardson, Campbell, Riser, Massey, Conway.

FULLBACKS: Giardino, Mankins.

KICKERS: Hosack, Roberts, ~~Williams~~.

ALABAMA CRIMSON TIDE 49 PLAYERS USED.

ENDS: Gilmer, Whaley, Perkins, Tolleson, Brewer, Eoman, Cook, Harris, Shankles,
McLeod, Stewart, Redwell.

TACKLES: Thompson, Dowdy, Sullivan, Fuller, Duncan, Rustin, Sides, Cole, Davis.

GUARDS: Stephens, Galvert, Somerville, Morris, ~~Williams~~ Harpole, Johnson, Williams.

CENTERS: Crane, Carroll, Bates, Moss, Sherrill, Kilgore.

QUARTERBACKS: Sloan, Stabler, Hobson, Trimble

HALFBACKS: Kelley, Thompson, Bean, Ray, Canterbury, Johns, Busbee, ~~Williams~~, Mosley.

FULLBACKS: Bowman, ~~Williams~~, Moore.

KICKER: S. Davis.