

# SUMMARY OF FOOTBALL GAME STATISTICS – Home Team

Home Team FLORIDA STATE First Downs: (Rush) 8 (Pass) 8 (Pen.) 1 Total 17 Penalties Against: (No.) 5 (Yards) 55 Own Fumbles: (No.) 2 (Lost) 1

(Don't Use) NCAB CODE	PLAYER	RUSHING				FORWARD PASSING						TOTAL OFFENSE		RECEIVING			INT. RETURNS		PUNTING			PUNT RETURNS		K.O. RETURNS		SCORING							
		Times Carried	Yards Gain	Yards Lost	Net Gain	No. Att.	No. Comp.	Had Int.	Net Gain	Scoring TD's	Conv.	Total Plays	Net Gain	No. Caught	Yards Gain	TD's	No. Inter.	Yards Return	Times Kicked	Yards Kicked	Blkd.	Number Returns	Yards Return	Number Returns	Yards Return	Touch-downs	X Pts. Att.	Kick Made	Other X Pts. Att.	Made	Field Goals Att.	Made	Points
	SPOONER	A 16	142	0	142	B						C 16	142	D			E		F			G		H		S 1							6
	MANKINS	A 18	78	0	78	B						C 18	78	D			E		F			G		H		S 1							6
	PRITCHETT	A 8	58	6	52	B 22	19	2	107			C 30	159	D			E		F			G		H		S							
	MOREMAN	A 4	28	0	28	B						C 4	28	D			E		F			G		H 1	14	S							
	GIARDINO	A 3	8	2	6	B						C 3	6	D			E		F			G		H		S							
	BLANKINSHIP	A				B						C		D 7	87		E		F			G		H		S							
	WETTSTEIN	A				B						C		D 1	16		E		F			G		H		S							
	FENNER	A				B						C		D 1	4		E		F			G		H		S							
	HOSACK	A				B						C		D			E		F 3	114	0	G		H		S							
	ROBERTS	A				B						C		D			E		F			G		H		S	2	1			3	1	4
	CAMPBELL	A				B						C		D			E		F			G 2	42	H		S							
	WETHERELL	A				B						C		D			E		F			G		H 2	52	S							
	BIBENT	A				B						C		D			E 1	9	F			G		H		S							
		A				B						C		D			E		F			G		H		S							
		A				B						C		D			E		F			G		H		S							
		A				B						C		D			E		F			G		H		S							
		A				B						C		D			E		F			G		H		S							
		A				B						C		D			E		F			G		H		S							
		A				B						C		D			E		F			G		H		S							
		A				B						C		D			E		F			G		H		S							
	TEAM TOTALS	A 49	314	8	306	B 22	9	2	107	0	0	C 71	413	D 9	107	0	E 1	9	F 3	114	0	G 2	42	H 3	66	S 2	2	1	0	0	3	1	16

Opponents HOUSTON First Downs: (Rush) 6 (Pass) 4 (Pen.) 2 Total 12 Penalties Against: (No.) 3 (Yards) 40 Own Fumbles: (No.) 3 (Lost) 2

Enter Here Team Totals From Visiting Team Summary	RUSHING				FORWARD PASSING					TOTAL OFFENSE		RECEIVING			INT. RETURNS		PUNTING			PUNT RETURNS		K.O. RETURNS		SCORING								
	Times Carried	Yards Gain	Yards Loss	Net Gain	No. Att.	No. Comp.	Had Int.	Net Gain	Scoring		Total Plays	Net Gain	No. Caught	Yards Gain	TD's	No. Inter.	Yards Return	Times Kicked	Yards Kicked	Blkd.	Number Returns	Yards Return	Number Returns	Yards Return	Touch- downs	X Pts. Kick		Other X Pts.		Field Goals		Points
									TD's	Conv.																Att.	Made	Att.	Made	Att.	Made	
VISITING TEAM TOTALS	A 37	132	40	92	B 19	9	1	181	1		C 56	273	D 9	181	1	E 2	28	F 6	231	-	G 1	2	H 2	103	S 2	2	1			2	1	16

Date of Game Nov 20, 1965

Where Played Tallahassee, Fla

Authenticated by William Krapp

and

## ADDITIONAL STATISTICS

	Score by Quarters:	1st	2nd	3rd	4th	Total
Official Attendance	FSU	6	10	00	16	
Weather Conditions	Houston	6	7	30	16	

## PRINCIPAL INDIVIDUAL PLAYS

List **all** scoring plays; also non-scoring plays (including punts) gaining 50 yards or more, and all **missed field goal attempts**.

Under "type of play" indicate rush, pass, int. runback, punt runback, kickoff runback, punt or field goal. List tries-for-points as P.A.T. kick, P.A.T. rush or P.A.T. pass.

On pass play, give passer first, then receiver, and combined yardage of pass and run. Measure runbacks from goal line, if started in end zone. Measure field goal attempts from point of kick. All other plays are measured from line of scrimmage.

Type of Play	Player or Players	Team	Yards	Scored?
RUSH	MANKINS	FSU	1st	Yes
Kickoff Runback	McVEA	Houston	92	Yes
RUSH	SPOONER	FSU	80	Yes
PAT Kick	ROBERTS	FSU		Yes
PASS	BURRIS-BEER	Houston	17	Yes
PAT Kick	HEBERT	Houston		Yes
FG	ROBERTS	FSU	41	Yes
FG	HEBERT	Houston	37	Yes
FG	ROBERTS	FSU	27	No
FG	ROBERTS	FSU	36	No
FG	HEBERT	HOUSTON	38	No

## CONDENSED RULES FOR RECORDING FOOTBALL STATISTICS\*

(Originated by the N.C.A.A. Football Rules Committee's Sub-committee on Football Statistics)

### SECTION 1 — FIRST DOWNS.

A first down shall be recorded whenever the yardsticks are ordered forward by the officials, and when a touchdown is scored from scrimmage (by rushing or passing) within a series of downs starting 10 yards or more from the goal line. A first down is **not** recorded on a touchdown runback, regardless of the distance of the scoring run.

### SECTION 2 — RUSHING.

**Article 1:** All offensive running plays are to be classified as rushing plays, **not** as "plays from scrimmage," since any play begun with a snapback from center actually is a play from scrimmage.

**Article 2:** Rushing yardage is measured from the line of scrimmage to the point where the ball is declared dead, or is recovered by opponents in the case of a fumble.

**Article 3:** The rushing total is a **net** figure. All rushing losses must be recorded so as to account for the net figure.

**Article 4:** All gains on lateral passes which originated or grew out of a rushing play are included in rushing yardage. (See Article 1 of Section 4.)

### SECTION 3 — FORWARD PASSING.

**Article 1:** Forward passing gains or losses are measured from the scrimmage line to the point where the ball is declared dead (or is recovered by opponents in the case of a fumble), so as to include both length of pass and running advance after completion. All yards gained or lost on each completed pass play are credited to **both** the passer and the receiver.

**Article 2:** Loss from a completed forward pass which did not advance the ball to the scrimmage line is a yardage charge against passing gain.

**Article 3:** Any loss by a player apparently intending to pass, but thrown behind the line of scrimmage, is recorded as a **loss by rushing**. He is **not** a passer until he has thrown the ball, and he retains at all times the option of running.

**Article 4:** Interception returns are measured from the point of interception to the point where the ball is declared dead (or is recovered by opponents in the case of a fumble).

**Article 5:** There is **no** pass completed by penalty. A gain through interference on a passing play is a penalty against the defending team. The passer is **not** charged with a pass attempt, nor credited with a pass completed or yards gained; nor is the intended receiver (or the player interfered with) credited with a pass caught. The passing team

is credited only with a first down by penalty. The defensive (offending) team is charged with a penalty, and the distance from the line of scrimmage to the spot of the penalty under "yards penalized."

**Article 6:** The forward passer is charged with a forward pass attempt when a forward pass is ruled intentionally grounded.

### SECTION 4 — LATERAL PASSING.

**Article 1:** A lateral pass is always a component part of the ultimate play, whether it precedes or follows that play, since the lateral is merely an extension of the original or ultimate play, in effect.

(Approved Ruling — Player A receives a forward pass for a gain of 10 yards, then throws a lateral pass to Player B, who gains an additional 5 yards. Player A is credited with one pass caught and 10 yards under "receiving." Player B is credited with NO pass caught and with 5 yards under "receiving." Player who threw the forward pass is credited with 15 yards under "forward passing.")

(Approved Ruling — Player A catches punt and returns 10 yards before throwing a lateral pass to Player B, who returns another 5 yards. Player A is credited with one return and 10 yards under "punt returns." Player B is credited with NO return and with 5 yards under "punt returns.")

**Article 2:** Incomplete lateral passes are scored as fumbles, and yards lost are charged against the player who, in the scorer's opinion, was responsible for the failure of the pass.

**Article 3:** Intercepted lateral passes are scored as fumbles, the offensive team being charged with a fumble lost.

**Article 4:** The official scorer rules on whether a completed pass to a flanker or man-in-motion is a forward or a lateral pass. If the latter, the play is recorded under "rushing." If the pass is incomplete, the subsequent action of the officials reveals whether the pass was a forward or a lateral.

### SECTION 5 — TOTAL OFFENSE.

**Article 1:** Total offense is the combined result of rushing and forward passing **only**, since these two are the only methods by which legal advance can be initiated while retaining possession of the ball.

**Article 2:** Total offense yardage is the total of **net** gain by rushing and net gain by forward passing. "Receiving" yards gained are **not** included in total offense.

### WILD PASS FROM CENTER.

Any loss resulting from an **obvious** wild pass from center is charged to "center pass," and not to any individual player.

(Continued on back of Form 347-B)

\*See the OFFICIAL FOOTBALL STATISTICIANS' MANUAL for complete rulings and interpretations.

# SUMMARY OF FOOTBALL GAME STATISTICS — Visiting Team

Visiting Team HOUSTON First Downs: (Rush) 6 (Pass) 4 (Pen.) 2 Total 12 Penalties Against: (No.) 3 (Yards) 40 Own Fumbles: (No.) 3 (Lost) 2

(Don't Use) NCAB CODE	PLAYER	RUSHING				FORWARD PASSING					TOTAL OFFENSE		RECEIVING			INT. RETURNS		PUNTING			PUNT RETURNS		K.O. RETURNS		SCORING									
		Times Carried	Yards Gain	Yards Loss	Net Gain	No. Att.	No. Comp.	Had Int.	Net Gain	Scoring		Total Plays	Net Gain	No. Caught	Yards Gain	TD's	No. Inter.	Yards Return	Times Kicked	Yards Kicked	Blkd.	Number Returns	Yards Return	Number Returns	Yards Return	Touch- downs	X Pts. Kick		Other X Pts.		Field Goals		Points	
										TD's	Conv.																Att.	Made	Att.	Made	Att.	Made		
	POST	A 21	94	12	82	B						C 21	82	D			E		F			G		H 1	11	S								
	THOMPSON	A 7	22	—	22	B						C 7	22	D			E		F			G		H		S								
	BARRIS	A 1	16	28	-12	B 19	9	1	181	1	—	C 28	169	D			E		F			G		H		S								
	BEER	A				B						C		D 4	50	1	E		F			G		H		S 1							6	
	SPRATT	A				B						C		D 3	78	—	E		F			G		H		S								
	HEBERT	A				B						C		D 2	43	—	E		F 6	239	—	G		H		S	2	1			2	1	4	
	WRIGHT	A				B						C		D			E 1	—	F			G		H		S								
	HOLLOMAN	A				B						C		D			E 1	28	F			G		H		S								
	NORDGREN	A				B						C		D			E		F			G 1	2	H		S								
	MCVEA	A				B						C		D			E		F			G		H 1	92	S 1							6	
		A				B						C		D			E		F			G		H		S								
		A				B						C		D			E		F			G		H		S								
		A				B						C		D			E		F			G		H		S								
		A				B						C		D			E		F			G		H		S								
		A				B						C		D			E		F			G		H		S								
		A				B						C		D			E		F			G		H		S								
		A				B						C		D			E		F			G		H		S								
		A				B						C		D			E		F			G		H		S								
		A				B						C		D			E		F			G		H		S								
	TEAM TOTALS	A 37	132	40	92	B 19	9	1	181	1	—	C 56	273	D 9	171	1	E 2	28	F 6	239	—	G 1	2	H 2	103	S 2	2	1	—	—	2	1	16	

Opponents FLORIDA STATE First Downs: (Rush) 8 (Pass) 8 (Pen.) 1 Total 17 Penalties Against: (No.) 5 (Yards) 55 Own Fumbles: (No.) 2 (Lost) 1

Enter Here Team Totals From Home Team Summary	RUSHING				FORWARD PASSING					TOTAL OFFENSE		RECEIVING			INT. RETURNS		PUNTING			PUNT RETURNS		K.O. RETURNS		SCORING								
	Times Carried	Yards Gain	Yards Loss	Net Gain	No. Att.	No. Comp.	Had Int.	Net Gain	Scoring		Total Plays	Net Gain	No. Caught	Yards Gain	TD's	No. Inter.	Yards Return	Times Kicked	Yards Kicked	Blkd.	Number Returns	Yards Return	Number Returns	Yards Return	Touch- downs	X Pts. Kick		Other X Pts.		Field Goals		Points
									TD's	Conv.																Att.	Made	Att.	Made	Att.	Made	
HOME TEAM TOTALS	A 49	34	8	306	B 22	9	2	107	-	-	C 71	413	D 9	107	-	E 1	9	F 3	14	-	G 2	42	H 3	66	S 2	2	1	-	-	3	1	16


Date of Game Nov 20, 1965 Where Played Tulsa, Okla. Authenticated by W. H. R. Ruff and \_\_\_\_\_

# OFFICIAL WATCH FOR THIS GAME




## LONGINES THE WORLD'S MOST HONORED WATCH

10 WORLD'S FAIR  
GRAND PRIZES  
28 GOLD MEDALS



Longines watches are  
recognized as OFFICIAL  
for timing world  
championships and Olympic  
sports in all fields  
throughout the world.



Longines 5-Star Admiral Automatic with Calendar,  
All-Proof®, sweep-second, 14K gold strap—\$185.00

### *The Longines Credo*


Every Longines watch,  
whatever its type, for whatever  
its use, today, as for almost  
a century, is manufactured to  
be the finest of its kind and  
worthy in every respect to be called  
The World's Most Honored Watch

**LONGINES-WITTMANER WATCH CO.**  
MONTREAL • NEW YORK • GENEVA  
Maker of Watches of the Highest Character Since 1867

## Tonight's Game

By **BILL BUNKER**

Sports Information Director  
Florida State University



"Bagdad on the Bayou" is the Houstonian's affectionate term for his city, a sprawling metropolis of over six million people; home of the manned spacecraft center, scores of millionaires, and what is unabashedly called "The Eighth Wonder of the World"—The Astrodome.

Houston's fabulous domed stadium is home field for tonight's foe, and that fact gives rise to a rather weird statistic. The Cougars haven't won a game outdoors this season. No other football team can make that statement.

Coach Bill Yeoman's team is much like Florida State's in several respects, not the least of which is a seeming inability to win football games played away from home. In fact, the last road game won by the Cougars was a 7-0 decision here in Doak Campbell Stadium in 1962.

On the other hand, Florida State comes into this home finale with an 11-game winning streak at home, a skein Yeoman's Cougars would like to break. It's the final game of the season for Houston, and one which means the difference between a losing or break-even season.

It's also a "must" game for the Seminoles. A 3-0 loss to N.C. State last week evens the record at 4-4, and a victory here tonight provides a chance to finish the season a winner.

Through a quirk of schedule, Florida State has met each team it has played this season at the very peak of the opponents' potential. Witness Kentucky, Alabama, and N.C. State to name a few.

Houston is no exception. The Cougars struggled through a rough early season before their sophomore-laden lineup caught fire and dumped Mississippi and Kentucky on successive weekends. The Kentucky victory came even as Wildcat quarterback Rick Norton set three new passing records, gaining over 300 yards in the air.

However, the mighty Kentucky offense was held to 13 yards rushing by a scrambling Houston defense, and therein lies a problem for the Seminoles tonight.

The Cougars are not without an offensive punch. Quarterback Bo Burris played one of the season's best games in a 13-13 tie with FSU last season, and seems to have found himself under center. The 6-2 junior was moved to quarterback last year after playing most of the season as a defensive back.

Another familiar face is halfback Dick Post, who scooted 18 yards for the touchdown which tied Florida State last year. Post, a junior, has gained 1076 yards in two years, making him the third leading ground gainer in Houston history.

The Cougars present a wide-open offensive arrangement featuring the versatility of Ken Hebert and the pass receiving talents of Tom Beer and Wondrous Warren McVea.

McVea, one of the most touted high school runners in Texas history, was somewhat less than wondrous during the early season, however, he comes into this game as Houston's third leading runner and pass receiver. He has caught 14 for 322 yards and three touchdowns.

Hebert is the leading receiver with 20 receptions for 307 yards and four TDs. The sophomore from Pampa also handles placements and punts for the Cougars.

The Seminole defense will be sorely tested as it has so many times this season. Meanwhile, quarterback Ed Pritchett and company will go against a secondary which has intercepted 15 passes so far this year, including five against Kentucky last weekend.

Everything points toward a tremendous home climax and perhaps the best game played on Doak Campbell turf this season.

## FLORIDA STATE

## OFFENSE

LE 88 Jerry Jones	86 Buddy Blankenship
LT 70 Del Williams	76 Donnie Ellers
LG 69 Edwin Pope	60 Larry Williamson
C 54 John Stephens	52 Wayne McDuffie
RG 51 Joe Avezzano	73 Larry Kissam
RT 77 Bob Mangan	64 David Braggins
RE 89 Max Wettstein	83 Thurston Taylor
QB 16 Ed Pritchett	11 Kim Hammond
LH 30 Bill Moreman	27 Phil Spooner
RH 28 T. K. Wetherell	82 Lane Fenner
FB 44 Jim Mankins	23 Wayne Giardino

## DEFENSE

LE 87 Terry Garvin	80 Stan Croley
LT 78 Charles Pennie	74 Jay Mac Matthews
MG 61 Jack Shinholser	66 Carlie McNeil
RT 79 Frank Pennie	67 Mike Bugar
RE 84 Geo. D'Alessandro	81 H. T. Waller
LB 63 Bill McDowell	40 Mike Blatt
LB 68 Joe Parrish	62 Howard Lurie
CB 22 Maury Bibent	41 Bob Menendez
CB 43 Howard Ehler	32 Bill Richardson
S 26 Bill Campbell	33 Butch Riser
S 15 Pat Conway	42 Alan LaMarche

## CAPTAINS

84 George D'Alessandro 89 Max Wettstein  
63 Bill McDowell

## SPECIALISTS

**Punters:** 35 John Hosack, 16 Ed Pritchett  
**Placements:** 85 Pete Roberts, 34 Frank Loner

## UNIVERSITY OF HOUSTON

## OFFENSE

TE 82 Tom Beer	36 Rene Alaniz
LT 78 Charlie Fowler	72 Bill Pickens
LG 57 Johnny Jones	66 Ronnie West
C 52 David Childers	54 John Eaker
RG 67 Rich Stotter	63 Bruce Ripper
RT 55 Barry Sides	75 Ray Dudley
SE 23 Ken Hebert	22 Mike Spratt
QB 16 Bo Burris	11 Dick Woodall
HB 26 Dick Post	33 Bill Hollon
WB 42 Warren McVea	31 Larry Lantzy
FB 83 Mickey Don Thompson	39 Bill Liebe

## DEFENSE

LE 88 Royce Berry	86 Jim Dyar
LT 71 Paul Otis	69 Don Caballero
RT 61 Charles Guerrant	75 Ray Dudley
RE 81 Carl Cunningham	86 Jim Dyar
LB 53 Greg Brezina	80 Don Petty
MLB 41 Joe Rafter	14 Mike Barbour
LB 84 Mike Payte	90 Larry Satcher
HB 17 Gus Hollomon	20 Jim Berger
R 44 Tom Paciorek	45 Phil Woodring
S 10 Tim Wright	20 Jim Berger
HB 24 Dick Spratt	25 George Hamilton

## CAPTAIN

61 Charles Guerrant

## SPECIALISTS

**Punters:** 23 Ken Hebert, 17 Gus Hollomon  
**Placements:** 23 Ken Hebert, 53 Greg Brezina, 86 Jim Dyar



TALLAHASSEE FEDERAL  
SAVINGS & LOAN  
ASSOCIATION

# FLORIDA STATE'S 1965 VARSITY FOOTBALL ROSTER

No.	Name	Pos.	Class	Age	Ht.	Wt.	Hometown
11	Kim Hammond	QB	Soph.	21	6-1	185	Melbourne
12	Tony Gero	QB	Jr.	21	5-10	186	Madison, N. J.
14	Jim Massey**	DB	Sr.	22	5-11	175	Cairo, Ga.
15	Pat Conway*	DB	Jr.	20	5-10	180	Miami
16	Ed Pritchett**	QB	Sr.	24	6-2	181	Decatur, Ga.
17	Marty Kolbus	QB	Soph.	19	6-2	185	East Chicago, Ind.
21	Donovan Jones	OE	Jr.	20	6-1	196	Lakeland
22	Maury Bibent**	DB	Sr.	23	6-0	193	Cincinnati, O.
23	Wayne Giardino*	FB	Jr.	22	5-10	192	West Palm Beach
24	Elton Revell	HB	Jr.	21	6-0	174	Tallahassee
26	Bill Campbell	DB	Jr.	20	5-9	177	Tampa
27	Phil Spooner**	HB	Sr.	22	5-11	185	Fort Meyers
28	T. K. Wetherell	HB	Soph.	20	5-10	185	Daytona Beach
29	Joe Petko**	FB	Sr.	22	5-9	194	Shaker Heights, O.
30	Bill Moremen	HB	Soph.	20	5-11	181	Daytona Beach
31	Ron Mercer	HB	Soph.	20	5-11	190	Densmore
32	Bill Richardson	DB	Soph.	20	6-0	189	Jesup, Ga.
33	Butch Riser	DB	Soph.	20	6-0	181	Sanford
34	Frank Loner	PK	Soph.	20	6-0	195	Thomasville, Ga.
35	John Hosack	HB	Jr.	20	5-10	194	Miami
40	Mike Blatt	LB	Soph.	19	5-11	202	Key West
41	Bob Menendez	DB	Jr.	20	5-10	194	Key West
42	Alan LaMarche	DB	Soph.	20	5-11	190	Hollywood
43	Howard Ehler**	DB	Sr.	21	5-10	195	Tavares
44	Jim Mankins	HB	Jr.	21	6-2	221	King City, Calif.
51	Joe Avezzano**	OG	Sr.	22	6-2	229	Miami
52	Wayne McDuffie*	C	Jr.	21	6-2	208	Hawkinsville, Ga.
53	David Pitts*	MG	Jr.	21	5-9	202	Blountstown
54	John Stephens*	C	Jr.	20	6-1	201	Tallahassee
55	Bob Ulrich	C	Soph.	19	6-2	198	Toronto, O.
60	Larry Williamson	OG	Jr.	20	5-11	215	Macon, Ga.
61	Jack Shinholser**	MG	Sr.	23	6-1	217	Tampa
62	Howard Lurie*	LB	Sr.	21	6-0	201	Northridge, Calif.
63	Bill McDowell**	LB	Sr.	21	6-1	208	Tallahassee
64	Dave Braggins	OT	Jr.	20	6-2	223	Lake Wales
65	Richard McLean	OG	Soph.	19	6-0	186	Holly Hill
66	Carlie McNeil	MG	Soph.	19	6-1	195	Macon, Ga.
67	Mike Bugar	DT	Soph.	19	6-1	204	Youngstown, O.
68	Joe Parrish**	LB	Sr.	23	6-1	194	Auburndale
69	Edwin Pope	OG	Jr.	21	6-1	208	Waycross, Ga.
70	Del Williams*	OT	Jr.	20	6-2	230	Live Oak
73	Larry Kissom	OT	Jr.	20	6-0	223	Inglewood, Calif.
74	Jay Mac Matthews	DT	Jr.	21	6-1	229	Chiefland
75	Rommy Vistart	DT	Soph.	20	6-3	270	Colquitt, Ga.
76	Donnie Eilers	OT	Soph.	19	6-3	234	Bessemer, Ala.
77	Bob Mangan**	OT	Sr.	23	6-1	229	Atlanta, Ga.
78	Charles Pennie	DT	Jr.	20	6-4	240	Hollywood
79	Frank Pennie**	DT	Sr.	22	6-4	252	Hollywood
80	Stan Croley	DE	Soph.	20	6-2	192	Dade City
81	H. T. Waller	DE	Soph.	20	6-1	186	Vernon
82	Lane Fenner	HB	Soph.	19	6-5	195	Evansville, Ind.
83	Thurston Taylor	OT	Soph.	19	6-2	216	College Park, Ga.
84	George D'Alessandro**	DE	Sr.	22	5-11	202	Fort Meyers
85	Pete Roberts	PK	Soph.	20	5-11	200	Gainesville
86	Buddy Blankenship	OE	Jr.	21	6-3	200	Atlanta, Ga.
87	Terry Garvin*	DE	Sr.	22	5-11	205	Pensacola
88	Jerry Jones	OE	Soph.	20	6-1	185	Jesup, Ga.
89	Max Wettstein**	OE	Sr.	21	6-3	214	Leesburg

(Asterisks Denote Number of Letters Won)

# UNIVERSITY OF HOUSTON 1965 VARSITY FOOTBALL ROSTER

No.	Name	Pos.	Class	Age	Ht.	Wt.	Hometown
10	Tim Wright	DHB	Sr.	20	5-10	174	Benton, Ark.
11	Dick Woodall	QB	Soph.	20	6-1	180	Houston
12	Preasley Cooper**	QB	Sr.	21	6-0	181	Odessa
14	Mike Barbour	LB	Soph.	20	5-10	179	Houston
16	Bo Burris*	QB	Jr.	20	6-2	185	Lake Jackson
17	Gus Hollomon	S	Soph.	19	5-11	160	Weimar
20	Jim Pat Berger	DHB	Soph.	19	6-2	175	Beaumont
22	Mike Spratt**	HB-S	Sr.	21	5-10	165	Sharyland
23	Ken Hebert	LH	Soph.	20	5-11	193	Pampa
24	Dick Spratt*	S	Jr.	20	5-11	170	Sharyland
25	George Hamilton	S	Sr.	22	5-11	173	New London
26	Dick Post*	LH	Jr.	19	5-9	187	Pauls Valley, Okla.
27	Wayne Rains	LH	Soph.	20	5-9	188	Pearland
29	Palmer Pratt	QB	Soph.	19	5-11	179	Marshall
31	Larry Lantzy	HB	Sr.	22	5-9	185	Detroit, Mich.
32	Robbie Williams	FB	Soph.	20	6-3	200	Texas City
33	Bill Hollon	DHB	Soph.	19	5-10	178	Elsa
34	Dale Gideon	LB	Soph.	19	6-0	218	Jacksboro
35	George Nordgren	HB	Soph.	20	5-11	208	Covington, La.
36	Rene Alaniz	S	Soph.	20	6-1	200	Edinburg
38	Jack Rice	LB	Soph.	19	6-3	185	Texas City
39	Bill Liebe	FB	Soph.	19	6-0	205	Mission
40	Reggie Madison	FB	Soph.	19	5-10	192	Silsbee
41	Joe Rafter*	DHB	Sr.	21	6-1	204	Philadelphia, Pa.
42	Warren McVea	RH	Soph.	19	5-9	173	San Antonio
43	Paul Shires	DHB	Soph.	19	6-1	181	San Antonio
44	Tom Paciorek	LB	Soph.	18	6-2	207	Detroit, Mich.
45	Phil Woodring	OE	Soph.	19	6-1	186	Lefors
46	Jack Jameyson	DHB	Soph.	20	6-2	165	George West
47	Mike Tracy	RH	Soph.	20	5-11	168	Lake Jackson
52	David Childers*	C	Jr.	20	6-1	196	Victoria
53	Greg Brezina*	LB	Soph.	19	6-1	185	Louise
54	John Eaker	DT	Soph.	23	6-1	198	Sanderson
55	Barry Sides	OG	Jr.	20	6-1	208	Houston
57	Johnny Jones	OG	Jr.	21	5-9	213	Corpus Christi
61	Charles Guerrant	DT	Sr.	21	5-9	207	Galveston
62	Pat Pryor*	OG	Soph.	19	6-0	195	Texas City
63	Bruce Ripper	OG	Soph.	19	6-2	190	Houston
66	Ronnie West	OG	Soph.	19	6-1	208	Memphis, Tenn.
67	Rich Stotter	OG	Soph.	20	5-11	219	Cleveland, Ohio
68	Mike Smith	OG	Soph.	19	5-11	210	Bossier City, La.
69	Don Caballero*	LB	Sr.	22	6-0	190	Galveston
70	Dick George	DT	Soph.	19	6-3	270	Plano
71	Paul Otis*	DE	Jr.	21	6-3	229	Channelview
72	Bill Pickens	DE	Soph.	19	6-1	227	Alvin
73	Mike Landry*	DT	Sr.	22	6-3	213	Port Arthur
75	Ray Dudley**	DT	Sr.	22	6-1	235	Jacksonville
78	Charlie Fowler*	OT	Jr.	20	6-2	237	Hendersonville, Tenn.
79	John Adams	DT	Soph.	20	6-1	216	Freeport
80	Don Petty**	DE	Sr.	21	6-3	210	Longview
81	Carl Cunningham*	C	Jr.	21	6-3	200	Houston
82	Tom Beer	OE	Jr.	20	6-4	220	Detroit, Mich.
83	Mickey Don Thompson**	FB	Sr.	21	6-1	197	Carlisle
84	Mike Payte	OE	Sr.	21	6-0	190	Odessa
85	Glen Edgerly	OE	Soph.	19	6-3	190	Port Acres
86	Jim Dyar	DE	Jr.	21	6-3	220	Enterprise, Ala.
87	Gary Robinson	E	Soph.	19	6-3	191	Jacksboro
88	Royce Berry	LB	Soph.	19	6-3	200	Odessa
89	Lewis Sholmire	DE	Soph.	19	6-1	195	Texas City
90	Larry Satcher	OE	Soph.	19	6-1	195	San Antonio

SAVINGS AND LOAN ASSOCIATION

440 N. Monroe Street ★ Tallahassee, Florida

HOURS: Monday-Thursday, 8:30 a.m. to 3 p.m.—Friday, 8:30 a.m. to 6 p.m.

TELEPHONE 224-2161

FLORIDA STATE UNIVERSITY VS UNIVERSITY OF HOUSTON November 20, 1965  
Doak S. Campbell Stadium Tallahassee, Fla. Weather: Clear, Wind Calm  
FSU Co:Captains: D'Alessandro Houston Co:Captains: Temp: 59  
Wettstein Guerrant  
McDowell

(Senior players of both teams participated in coin tossing.)  
Houston won toss and will receive and FSU will defend the south goal.

Roberts kicks off for FSU to Powt on FSU 3 Richardson

FSU Ball

H13 1-10 Post thru line Pennie 2 yds  
H15 2-8 Burris pass inc. to Abert  
H15 2-8 Burris pass inc. to Spratt  
H15 4-8 Hebert kicks to FSU 46, Campbell fair catch 39 yds.

FSU Ball

F46 1-10 Mankins thru line for 5  
F49 2-5 Spooner thru tackle for 4 Berry  
H45 3-1 Mankins into line for 1 measure no first d.  
H44 4-0 Mankins into line for 1 First D.  
H43 1-10 Spooner into line for 1 yd.  
H43 2-10 Prichett pass comp. to Blankenship on 28 11 yds.  
H28 1-10 Mankins around 1. end for 27 yds.  
H 1 1-G Mankins thru line for TD 10:13

FSU 6 H 0

Roberts kick for point is no good 10:13

FSU 6 H 0

Roberts kicks off to Houston on the 9, returns for touchdown 9:58  
92 yd. return

FSU 6 Houston 6

Heberts kick for point is not good

FSU 6 H 0

Hebert kicks off to FSU on end zone.

FSU Ball

FS20 1-10 Mankins into line for 4  
FS24 2-6 Prichett keeps, fumbles, recovers, lose 3  
FS21 3-9 Prichett pass to Blankenship inc.  
FS21 4-9 Hozaack kicks to H 39, return to 41 40 yd. kick Pope  
Nordgren on return

Houston Ball

H 41 1-10 Post around end, gain 13  
F45 1-10 Burris pass inc. to Spratt  
F45 2-10 Thompson around end for 3 Parrish  
F42 3-7 Burris pass to Beer on 38, penalty against FSU to 32  
F32 1-10 Thompson thru line for 2 Pennie  
F30 2-8 Burris pass inc. to Hebert interference, 1st. d.  
F21 1-10 Post around end for 11 Conway  
F10 1-10 Post fumbles, recovered for loss of 7  
F18 2-18 Fumble behind line recovered by D'Alessandro on 19  
Thompson fumbled

FSU Ball 4:51

F24 1-10 Mankins thru line for 4  
F28 2-6 Mankins into line for 2  
F30 3-4 Prichett pass comp. to Blankenship for 11 Spratt  
F41 1-10 Spooner into line for gain of 1  
F42 2-9 Prichett fakes pass, keeps for gain of 10, measure no d  
H49 3-1 Mankins into line for 2, First d.  
H47 1-10 Mankins arounds end for gain of 1  
H46 2-9 Mankins into line for 2  
H45 3-8 Prichett pass inc. to Wetherell :13  
H45 4-8 Hozaack kicks to H 8 37 yd. kick

Houston

End of Quarter

FSU 6 Houston 6

## xxHouston Ball

H9 1-10 Burris thru line of 3 McDowell  
 H11 2-7 Burris thru line for gain of 3 Shinholzer  
 H14 3-4 Burris pass comp. Beer Bibett 11 yds  
 H25 1-10 Post around end gain 3 Parrish  
 H28 2-7 Thompson thru line, gain 4 Shinholzer  
 H32 3-3 Post on lateral gain 13 Conway  
 H45 1-10 Post thru line, gain 2 Parrish  
 H47 2-8 Thompson thru tackle, gain 10 Campbell  
 F44 1-10 Post into line, gain 1 Pennie  
 F42 2-8 Burris pass inc. to Beer  
 F42 3-8 Burris pass inc. to McVea  
 F42 4-8 Hebert kicks to FSU end Zone 43 yd. kick

## FSU Ball

F20 1-10 Spooner into line, evades entire team for gain of 80, TD

FSU 12 Houston 6 9:25

Roberts try for point is good

FSU 13 Houston 6

Roberts kicks off to Houston on end zone

## Houston Ball 9:23

H20 1-10 Burris keeps, lose 2 D Alessandro Garvin  
 H17 2-13 Burris pass intercepted by Bibett, return ~~for~~ To 13  
 on 22 yd. line

## FSU Ball

H 13 1-10 Spooner into line for 3  
 H10 2-7 Mankins into line for 1  
 H9 3-6 Pritchett pass inc. to Wettstein in end zone  
 H9 4-6 Roberts try for field goal is no good 7:17

## Houston Ball 7:17

H20 1-10 Burris pass inc. to Hebert  
 H20 2-10 Post thru tackle, gain 14 Conway Ehler  
 H33 1-10 Burris pass comp. to Beer, gain 10, measure short  
 H 44 2-1 Burris pass comp. to Spratt, gain 41 yds. Conway  
 F17 1-10 Thompson thru line for 2 Pennie  
 F16 2-9 Post met behind line by McDowell, lose 1  
 F17 3-10 Burris pass comp. to Beer for TD

FSU 13 Houston 12 4:15

Hebert try for point is good.

FSU 13 Houston 13

Hebert kicks off to FSU on 9, Wetherell returns to 27 gain 18

## FSU Ball

F28 1-10 Penalty 15 against Houston  
 F43 1-10 Mankins off tackle for gain of 5  
 F47 2-6 Spooner off 1. tackle for gain of 8  
 H44 1-10 Pritchett pass comp. to Blankenship for 15  
 H30 1-10 Pritchett pass inc. to Revel  
 H30 2-10 Pritchett intercepted by Wright on H 21

## Houston Ball 2:45

H21 1-10 Burris stopped by C. Pennie before he can pass lose 7  
 H14 2-17 Post no gain C. Pennie  
 H14 3-17 Post around r. end, stopped by Parrish, gain 8  
 H22 4-9 Hebert kicks to Campbell on FSU 40, returns to H25  
 37 yd. kick 25 return

## FSU Ball

H25 1-10 Pritchett pass inc. to Balankenship  
 H25 2-10 Pritchett pass inc. to Wettstein  
 H25 3-10 Roberts try for field goal is good 41 yd kick

FSU 16 Houston 13 :08

Roberts kicks off to Houston onside kick, recovered by FSU Roberts

## FSU Ball

H47 1-10 Pritchett

# FLASH FOOTBALL STATS

Quick Halftime and After Game Reports of Vital Team Statistics and Individual Leaders

HALFTIME

Circle One

FINAL

## TEAM STATISTICS

	<u>FSU</u>	<u>HOUSTON</u>
First Downs . . . . .	<u>8</u>	<u>9</u>
Rushing Yardage (Net) . . . . .	<u>160</u>	<u>68</u>
Passing Yardage (Net) . . . . .	<u><del>54</del> 54</u>	<u>78</u>
Passes (Completions-Attempts) . . . . .	<u>4 - 11</u>	<u>4 - 11</u>
Passes Intercepted <u>by</u> . . . . .	<u>1</u>	<u>1</u>
Punts (Number-Average) . . . . .	<u>2 - 38.5</u>	<u>3 - 39.0</u>
Fumbles Lost . . . . .	<u>0</u>	<u>1</u>
Yards Penalized . . . . .	<u>18</u>	<u>30</u>

## INDIVIDUAL LEADERS

FSU

RUSHING	Att'd	Net Yards	Avg.
<u>SPOONER</u>	<u>6</u>	<u>98</u>	<u>16.3</u>
<u>MANKINS</u>	<u>13</u>	<u>57</u>	<u>4.4</u>
<u>PRITCHETT</u>	<u>2</u>	<u>5</u>	<u>2.5</u>

PASSING	Att'd	Compl.	Net Yards	Int'd
<u>PRITCHETT</u>	<u>11</u>	<u>4</u>	<u>54</u>	<u>1</u>

PASS RECEIVING	No. Rec'd	Net Yards	For TD
<u>BLANKINSHIP</u>	<u>3</u>	<u>38</u>	<u>0</u>
<u>WETTSTEIN</u>	<u>1</u>	<u>16</u>	<u>—</u>

Houston

RUSHING	Att'd	Net Yards	Avg.
<u>Post</u>	<u>12</u>	<u>57</u>	<u>4.8</u>
<u>THOMPSON</u>	<u>4</u>	<u>16</u>	<u>4.0</u>
<u>BURRIS</u>	<u>6</u>	<u>-5</u>	<u>-1.0</u>

PASSING	Att'd	Compl.	Net Yards	Int'd
<u>Burris</u>	<u>11</u>	<u>4</u>	<u>78</u>	<u>1</u>

PASS RECEIVING	No. Rec'd	Net Yards	For TD
<u>BEER</u>	<u>2</u>	<u>20</u>	<u>0</u>
<u>SPRATT</u>	<u>1</u>	<u>41</u>	<u>0</u>
<u>MCUEA</u>	<u>1</u>	<u>17</u>	<u>1</u>

Third Quarter      Nov 20, 1965  
Florida State University vs University of Houston      Attendance: 25,113  
Brezina  
Brezina kicks off for Houston to FSU Wetherell on goal, returns to 34

FSU Ball

F34 1-10 Spooner into line for no gain  
F34 2-10 Spooner around end for gain of 16  
F50 1-10 Spooner fumbles, Otis recovers on F49 for Houston

Houston Ball      13:23

F49 1-10 Thompson around end for 3 Ehler  
F46 2-7 Burris pass comp. to Spratt Gain 14 Campbell  
F30 1-10 Thompson into line for no gain M. Pennie  
F30 2-10 Post thru line for 8 Bibett  
F22 3-2 Post into line for gain of 1 C. Pennie  
F21 4-1 Post into tackle for gain 2 C. Pennie  
F19 1-10 Post off tackle for gain of 5 Campbell  
F14 2-5 Burris back to pass stopped by D Alessandro, Garvin  
lose 6  
F20 3-11 Burris inc. to McVea stopped by Campbell  
F20 4-11 Hebert try for goal is good 37 yd. kick

FSU 16 Houston 16

Brezina kicks off for Houston to FSU 8, Moreman, returns to 15, illegal  
forward pass taken back to 17

FSU Ball

F17 1-10 Mankins into line for 2  
F19 2-8 Pritchett keeps, gain 7 to 26  
F26 3-1 Pritchett keeps around end for gain of 38 yds

Still FSU Ball      6:26

H36 1-10 Pritchett pass inc. to Petco  
H36 2-10 Mankins on hand off gain 5  
H30 3-4 Moreman gain 1 thru line  
H29 4-3 Spooner around end for no gain

Houston Ball      5:02

H29 1-10 Burris pass to McVea stopped by Conway  
H29 2-10 Burris pass comp. to Beer, gain 13  
H41 1-10 Burris pass comp. to Hebert gain 6 Conway  
H47 2-4 Post thru line for 2 Parrish, D Alessandro  
H49 3-3 Burris pass inc. to Beer  
H49 4-3 Hebert kicks to to FSU 20 on Campbell, return 7 31 yd kick

FSU Ball

F27 1-10 Mankins into line for 8  
F35 2-2 Spooner into line for 1  
F36 3-1 Mankins thru line for 6, penalty against FSU 15 yds  
F21 3-16 Pritchett pass intercepted by ~~Hakkar~~ Holomon, return to F37

Houston Ball

F37 1-10 Burris keeps, Pennie, gain 6 :45  
F31 2-4 Burris pitch to Post, Bibett, lose 4, Penalty declined  
F35 3-8 Burris back, D Alessandro Garvin, lose 3  
F42 4-15 Hebert kicks to 42 for no gain as quarter ends, penalty  
is for re-play

FSU 16 Houston 16

Fourth Quarter FSU VS Houston

H42 4-15 Hebert kicks into FSU end Zone

FSU Ball 14:50  
 F20 1-10 Spooner around end to gain 5  
 F25 2-5 Spooner gains 1 thru line Cunningham  
 F26 3-4 Pritchett pass comp. to Blankenship for 13  
 F38 1-10 Mankins into line for gain of 2  
 F40 2-8 Pritchett to Blankenship gain 8, first d.  
 F49 1-10 Moreman thru line for gain of 23\* ~~XXXXXX~~ Holloman gain 21  
 H31 1-10 Pritchett keeps for gain of 5 Cunningham 11:22  
 H26 2-5 Moreman into line for 4 Otis  
 H23 3-2 Moreman into line for ~~fixxxxx~~, penalty 15 holding  
 H38 3-17 Pritchett pass inc. Otis  
 H38 4-17 Hozack kicks to H end zone 37 yd. kick

Houston Ball 10:27  
 H20 1-10 Post around end for gain of 5 McDowell  
 H25 2-5 Thompson into line for 3 Pennie  
 H28 3-2 Post into line for gain of 1 F. Pennie  
 H29 4-1 Hebert kicks to FSU 24 47 yd. kick

FSU Ball 8:32  
 F24 1-10 Mankins into line for 3  
 F27 2-7 Spooner around end for gain of 3  
 F32 3-2 Pritchett pass to Blankenship for 3 First d.  
 F35 1-10 Giordino thru line for 4  
 F39 2-6 Pritchett pass inc. to Wettstein, penalty interference 1std.  
 F49 1-10 Pritchett fumble, recovers no gain  
 F49 2-10 Spooner on lateral, gain 3  
 H46 3-5 Pritchett pass to Fenner comp, for 4  
 H42 4-1 Giordino into line for 4, 1st d.  
 H38 1-10 Pritchett keeps, lose 3 3:05  
 H41 2-13 Pritchett pass inc. to Wetherell  
 H41 3-13 Pritchett comp. to Blankenship for gain of 28  
 H13 1-10 Giordino lose 2  
 H15 2-12 Spooner around line for gain of 2 1:20  
 H13 3-10 Moreman into line for gain of 3 1:07  
 H10 4-7 Roberts try for field goal is no good

Houston Ball 1:03  
 H20 1-10 Post around end, FSU recovers on 27 Parrish on recovery

FSU Ball :55  
 H26 1-10 Spooner thru line for 6  
 H20 2-4 Pass inc. to Wetherell :34  
 H20 3-4 Pritchett pass inc. to Fenner :23  
 H20 4-4 Roberts try for field goal is not good  
 Houston Ball  
 H20 1-10 Burris pass comp. to Hebert for 37 yds ;L5  
 F43 1-10 Burris pass complete to Pratt on 21 22 yd pass play :06  
 F21 1-10 Hebert try for field goal is not good ;01

FSU Ball :01  
 F20 1-10 Pritchett passes incomplete as game ends

Final Score:

FSU 16 Houston 16

# FLASH FOOTBALL STATS

Quick Halftime and After Game Reports of Vital Team Statistics and Individual Leaders

HALFTIME

Circle One

FINAL

## TEAM STATISTICS

	<u>FSU</u>	<u>HOUSTON</u>
First Downs . . . . .	<u>17</u>	<u>12</u>
Rushing Yardage (Net) . . . . .	<u>306</u>	<u>92</u>
Passing Yardage (Net) . . . . .	<u>107</u>	<u>181</u>
Passes (Completions-Attempts) . . . . .	<u>9-22</u>	<u>9-19</u>
Passes Intercepted by . . . . .	<u>1</u>	<u>2</u>
Punts (Number-Average) . . . . .	<u>3-36.0</u>	<u>6-39.8</u>
Fumbles Lost . . . . .	<u>1</u>	<u>2</u>
Yards Penalized . . . . .	<u>55</u>	<u>40</u>

## INDIVIDUAL LEADERS

FSU

HOUSTON

RUSHING	Air'd	Net Yards	Avg.
<u>SPOONER</u>	<u>16</u>	<u>142</u>	<u>8.8</u>
<u>MANKINS</u>	<u>18</u>	<u>78</u>	<u>4.3</u>
<u>PRITCHETT</u>	<u>8</u>	<u>52</u>	<u>6.5</u>

RUSHING	Air'd	Net Yards	Avg.
<u>POST</u>	<u>21</u>	<u>82</u>	<u>3.9</u>
<u>THOMPSON</u>	<u>7</u>	<u>22</u>	<u>3.1</u>
<u>BURRIS</u>	<u>9</u>	<u>-12</u>	<u>-1.3</u>

PASSING	Air'd	Compl.	Net Yards
<u>PRITCHETT</u>	<u>22</u>	<u>9</u>	<u>107</u>
_____	_____	_____	_____

PASSING	Air'd	Compl.	Net Yards
<u>BURRIS</u>	<u>19</u>	<u>9</u>	<u>181</u>
_____	_____	_____	_____

PASS RECEIVING	No. Rec'd	Net Yards	For TD
<u>BLANKINSHIP</u>	<u>7</u>	<u>87</u>	<u>0</u>
<u>WETTSEIN</u>	<u>1</u>	<u>16</u>	<u>0</u>
<u>FENNER</u>	<u>1</u>	<u>4</u>	<u>0</u>

PASS RECEIVING	No. Rec'd	Net Yards	For TD
<u>BEER</u>	<u>4</u>	<u>50</u>	<u>1</u>
<u>SPRATT</u>	<u>3</u>	<u>78</u>	<u>0</u>
<u>HEBERT</u>	<u>2</u>	<u>43</u>	<u>0</u>

FSU vs. HOUSTON Nov 20, 1965

FINAL TEAM FOOTBALL STATISTICS

	<u>FSU</u>	<u>HOUSTON</u>
First Downs Rushing . . . . .	<u>8</u>	<u>6</u>
First Downs Passing . . . . .	<u>8</u>	<u>4</u>
First Downs by Penalties . . . . .	<u>1</u>	<u>2</u>
TOTAL FIRST DOWNS . . . . .	<u>17</u>	<u>12</u>
Number Attempts Rushing . . . . .	<u>49</u>	<u>37</u>
Yards Gained Rushing . . . . .	<u>314</u>	<u>132</u>
Yards Lost Rushing . . . . .	<u>8</u>	<u>40</u>
NET YARDS GAINED RUSHING . . . . .	<u>306</u>	<u>92</u>
Number Passes Attempted . . . . .	<u>22</u>	<u>19</u>
Number Passes Completed . . . . .	<u>9</u>	<u>9</u>
Number Passes Had Intercepted . . . . .	<u>2</u>	<u>1</u>
NET YARDS GAINED PASSING . . . . .	<u>107</u>	<u>181</u>
Number Plays Rushing and Passing . . . . .	<u>71</u>	<u>56</u>
TOTAL OFFENSE YARDAGE . . . . .	<u>413</u>	<u>273</u>
Number Opponents Passes Intercepted . . . . .	<u>1</u>	<u>2</u>
NET YARDS INTERCEPTIONS RETURNED . . . . .	<u>9</u>	<u>28</u>
Number Times Punted . . . . .	<u>3</u>	<u>6</u>
Number Punts Had Blocked . . . . .	<u>0</u>	<u>0</u>
PUNTING AVERAGE, YARDS . . . . .	<u>36.6 - 114</u>	<u>39.8 - 239</u>
Number Punts Returned . . . . .	<u>2</u>	<u>1</u>
NET YARDS PUNTS RETURNED . . . . .	<u>42</u>	<u>2</u>
Number Kickoffs Returned . . . . .	<u>3</u>	<u>2</u>
NET YARDS KICKOFFS RETURNED . . . . .	<u>16</u>	<u>103</u>
Number Times Penalized . . . . .	<u>5</u>	<u>3</u>
TOTAL YARDS PENALIZED . . . . .	<u>55</u>	<u>40</u>
Number Times Fumbled . . . . .	<u>2</u>	<u>3</u>
NUMBER OWN FUMBLES LOST . . . . .	<u>1</u>	<u>2</u>

Scoring: FSU - MANKINS 1 YD RUN TD; PAT KICK NO GOOD; SPADNER  
80 YARD RUN TD; ROBERTS PAT KICK GOOD - HOUSTON -  
MAHEA 92 YD KICKOFF RETURN; BEER PASS FROM BURRIS 17 YD TD; HEBERT

Attendance: 25,135

Weather: COOL

PAT KICK  
GOOD

## FINAL INDIVIDUAL FOOTBALL STATISTICS

FSU

## RUSHING

Player	Att.	Gain	Loss	Net
SPDNER	16	142	—	142
MANKINS	18	78	—	78
PRITCHETT	8	58	6	52
MOREMAN	4	28	—	28
GIARDINO	3	8	2	6

## PASSING

Player	Att.	Compl.	Intc.	Yds.
PRITCHETT	22	9	2	107

## PASS RECEIVING

Player	No.	Yds.	TD
BLANKINSHIP	7	87	0
WETTSTEIN	1	16	0
FENNER	1	4	0

## PUNTING

Player	No.	Avg.
HOSACK	3	36.0

## KICKOFF RETURNS

Player	No.	Yds.
WETHERILL	2	53
MOREMAN	1	14

## PUNT RETURNS

Player	No.	Yds.
CAMPBELL	2	72

## PASS INTERC.

Player	No.	Yds.
BIBENT	1	9

HOUSTON

## RUSHING

Player	Att.	Gain	Loss	Net
POST	21	94	12	82
THOMPSON	7	22	—	22
BURRIS	9	16	28	-12

## PASSING

Player	Att.	Compl.	Intc.	Yds.
BURRIS	19	9	1	181

## PASS RECEIVING

Player	No.	Yds.	TD
BEER	4	50	1
SPRATT	3	78	0
HEBERT	2	43	0

## PUNTING

Player	No.	Avg.
HEBERT	6	39.2

## KICKOFF RETURNS

Player	No.	Yds.
McVEA	1	93
POST	1	11

## PUNT RETURNS

Player	No.	Yds.
NORNGREN	1	2

## PASS INTERC.

Player	No.	Yds.
HOLMAN	1	28
WRIGHT	1	0

University of Houston Coach Bill Yeoman

"That was a real fine football team that we played tonight. They came out like a bunch of wild indians. The way they came down on that opening kickoff gave us a pretty good idea of what we were in for the rest of the night. But, that's where our squad proved again that it doesn't give up. They came back in real fine style. Spooner made the difference. He's a great runner and leader. He must have given that team a real lift. I know one thing....everybody got their money's ~~worth~~ worth. ~~XXX~~ It could have gone either way...it was just like last year's game. Just three points more for each team. Yes. Florida State is one of the hardest hitting teams we've played this season. We knew that their defense was terrific. Spooner made the offense go."

Quotes from FSU coach Bill Peterson:

"It was a dirty shame, our kids gave a great effort. I don't ~~xxx~~ know what we did to deserve that result. I thought the field goals looked real good, but I guess they weren't. Tony Gero said they sounded the best he's ~~kix~~ (Roberts) has ~~kxx~~ kicked all year. They were plenty long. Spooner looked real good, gavex us the spark that we needed. We've been ~~missxx~~ missing that long ~~xxx~~ run all year. The defense played real fine. They finally ~~g~~ came up with the big plays..the intercepted pass, the fumble recoveries, and that sort of thing.

"Houston has great speed and that kickoff return really hurt us. We wanted to kick away from McVea, but ...

Our pass defense did a real good job. Our game plan was pretty fair...we were trying to take advantage of ~~xxx~~ bigger size. The kids played fine football except for a couple of mistakes. "