

OFFICIAL PROGRAM
50c

FLORIDA STATE VS. HOUSTON
BAND DAY

Doak S. Campbell Stadium - Tallahassee, Florida - September 17, 1966

OFFICIAL WATCH FOR THIS GAME




LONGINES THE WORLD'S MOST HONORED WATCH

10 WORLD'S FAIR
GRAND PRIZES
28 GOLD MEDALS



Longines watches are
recognized as OFFICIAL
for timing world
championships and Olympic
sports in all fields
throughout the world.



Longines 5-Star Admiral Automatic with Calendar,
All-Proof®, sweep-second, 14K gold strap-\$185.00

The Longines Credo

Every Longines watch,
whatever its type, for whatever
its use, today, as for almost
a century, is manufactured to
be the finest of its kind and
worthy in every respect to be called
The World's Most Honored Watch

LONGINES-WITTNAUER WATCH CO.
MONTREAL • NEW YORK • GENEVA
Maker of Watches of the Highest Character Since 1867

Tonight's Game

By **BILL BUNKER**

Sports Information Director
Florida State University



Bill Bunker has resigned as Florida State's Sports Information Director to assume a position with the Florida Development Commission. He will be replaced by St. Petersburg Times sports writer Lonnie Burt who is expected to begin his new duties soon.

Houston has been a most frustrating word in the Seminole vocabulary for the past six years.

Florida State has never beaten Houston. The series record stands at 3-0-2, with both tie games coming in the last two meetings.

Despite the record, the Cougars have probably been one of Florida State's most underrated opponents as far as Seminole fans are concerned. How this reasoning developed is hard to say since Houston began intercollegiate football a year prior to Florida State's entrance, played a major college schedule several years before the Seminoles, has had the twin advantages of a booming metropolitan area in which to be located and the tremendous wealth of the Texas high school football talent pool from which to recruit.

This year the situation is reversed. Houston's credentials are undeniable, and Florida State's young Seminoles begin their 20th football season as underdogs.

Last year's 16-16 tie slightly scarred a proud Seminole record upon which the Cougars had already placed two blemishes. Beginning with the 1960 season, the Seminoles have lost only seven football games here in Doak Campbell Stadium. Two of those losses have come from tonight's opponent.

This year's Houston team has seven returning starters on offense and an equal number on defense. Two of the Cougars who will see action tonight are old enemies, and these same two rank among the greatest stars ever to play for Houston.

Quarterback Bo Burris set seven school passing and four total offense records in a losing season last year. Halfback Dick Post has gained 1158 yards rushing in two seasons and ranks third among Houston's all-time career leaders with a year left to play.

There's also Warren McVea who returned a kickoff 92 yards for a touchdown in this stadium last year. Other top targets for Burris passes are Ken Hebert and Tom Beer, both legitimately outstanding football players.

Florida State will go into tonight's opener with a green defense. Sophomores will man the deep secondary where McVea and Hebert are wont to ramble, and untried linebackers will attempt to stop the thrusts of Post.

Offensively the Seminoles are hopeful with a veteran line, powerful runners, excellent receivers and three promising, if unblooded, quarterbacks.

Last year's home finale was the most exciting game played in Campbell Stadium all year. Tonight's renewal of a tough rivalry promises to be no different.

It's Official... Almost



By Norm Froscher
Jacksonville Journal

In the first of a series of entertaining guest columns by Florida sports writers who cover the Seminoles regularly, Norm Froscher of the Jacksonville Journal invites fans to match wits with the officials of tonight's game and provides a handy reference guide to what may be happening when the whistle blows.

Within the next hour, Florida State and Houston will launch their 1966 football campaigns.

Many words have been written of the strengths and weaknesses of both clubs, what to look for in such a situation, but the true football fan will also know what each of those cute little signals given by the officials mean. The officials are those guys in the black and white shirts whose duties are like that of a baseball umpire.

The football official, however, has many more signals to give than a man behind the plate, so let's quickly test your knowledge of some of the more common signals.

Give yourself one point for each correct answer, two points for each guess and three points for all others.


1. A swinging movement of the hand behind the right knee signals:
 - A. The official's right stocking is falling down ().
 - B. A player was hit on the knee ().
 - C. A player's right sock is falling down ().
 - D. None of the above ().
2. Both hands upraised above the head with the palms open signifies:
 - A. Help! ().
 - B. It's time for a tune from the band ().
 - C. Will the band stop playing ().
 - D. A and B but not C ().
3. A red handkerchief (flag) thrown on the ground means:
 - A. Somebody did something they shouldn't ().
 - B. There's a sandy spot on the field ().
 - C. There's a red alert for all National Guardsmen ().
 - D. Officials' time out ().
4. A loud buzzer (the horn) sounds and immediately play stops and the teams head for the dressing rooms. This is:
 - A. Time for a TV commercial ().
 - B. A short circuit in the public address system ().
 - C. A short circuit in the buzzer ().
 - D. All of the above ().
5. A patting of the head with the right hand by an official indicates:
 - A. He wants to say something ().
 - B. He needs a cap ().
 - C. He wants to be excused ().
 - D. His watch has stopped ().
6. One hand held above the head with the palm out means:
 - A. The official has spotted somebody he knows ().
 - B. He wants to be excused ().
 - C. He forgot what he wanted to signal ().
 - D. A first down ().

Now, for the correct officials' signals, and what they mean, please turn to page 22. We'd like to be excused to watch the game.

G
O

S
E
M
I
N
O
L
E
S

BILL CRUTCHFIELD
First Assistant
Offensive Chief




DON POWELL
Offensive Line



DON BREAU
Receivers




KEN MacLEAN
Head Recruiter



BOB HARBISON
Defensive Chief



NEIL SCHMIDT
Defensive Backs



GARY WYANT
Linebackers



BOBBY JACKSON
Defensive Ends



BILL PETERSON
Head Football Coach



GENE McDOWELL
Freshmen

THE SEMINOLE FOOTBALL FAMILY


RONALD MELTON
Business Manager



JEFF SAVAGE
Academic
Advisor



CLAUDE THIGPEN
Ticket Manager



LONNIE BURT
Sports
Information



VAUGHN MANCHA
Director of Athletics




DR. RICHARD SHAARA
Team Physician



DON FAULS
Head Trainer



ROY DON WILSON
Trainer



TILLMAN DIXON
Equipment
Manager



W. H. Davis (left), Alcoa's General Manager—Industrial Relations, says: "We've found that Army ROTC graduates with active duty experience as officers possess better than average initiative, foresight, and responsibility. These are qualities we rate very highly, and we gladly pay a premium to get them."

Why did Alcoa hire Rod Wilson?

Because Alcoa needs men to fill key positions—men capable of moving up to the top; men who seek and measure up to responsibility. Rod Wilson is that kind of man. An Army ROTC Distinguished Military Graduate at Colorado State University, Rod won an officer's commission in the Regular Army along with his degree. Forty-four months of active duty, including 16 months overseas as an artillery commander, earned Rod Wilson 24-carat credentials as a leader, a man schooled in the demanding disciplines of command, the kind of man Alcoa looks for.

If you're this kind of man, prove it to yourself, and to the companies like Alcoa who are looking for you. How? Get in Army ROTC. Stay with Army ROTC, all the way to success.

ARMY ROTC

TONIGHT'S TEAMS

1965 Statistics

FLORIDA STATE		
Results (4-5-1)		
3	TCU	7
9	Baylor	7
24	Kentucky	26
10	Georgia	3
0	Alabama	21
7	Virginia Tech	6
35	Wake Forest	0
0	N. C. State	3
16	Houston	16
17	Florida	30
121		119

HOUSTON		
Results (4-5-1)		
0	Tulsa	14
0	Miss. State	36
21	Cincinnati	6
7	Texas A&M	10
12	Miami	44
8	Tennessee	17
40	Chattanooga	7
17	Mississippi	3
38	Kentucky	21
16	Florida State	16
159		174

TEAM STATISTICS

141	First Downs	130
1396	Yards Rushing	1071
1296	Yards Passing	1582
2692	Total Offense	2653
256	Passes Attempted	227
114	Passes Completed	108
15	Passes Had Intercepted	11
5	Fumbles Lost	19
61	Punts	75
39.6	Punting Average	40.6

INDIVIDUAL LEADERS

Rushing

Name	Att.	Yds.	Avg.	Name	Att.	Yds.	Avg.
Mankins	85	336	4.0	Post	156	630	4.0
*Spooner	76	323	4.3	*Thompson	52	214	4.1
Moreman	49	249	5.1	McVea	38	114	3.0

Passing

Name	Att.	Comp.	Yds.	TD	Name	Att.	Comp.	Yds.	TD
*Pritchett	247	110	1225	5	Burris	175	81	1256	12
Hammond	6	2	44	0	Woodall	52	27	336	2

Pass Receiving

Name	Cgt.	Yds.	TD	Name	Cgt.	Yds.	TD
*Wettstein	24	365	3	Hebert	24	359	4
Wetherell	19	234	1	Beer	21	325	2
J. Jones	19	223	1	*M. Spratt	20	367	4
*Blankenship	15	163	0	McVea	17	341	4

Scoring

Name	TD	FG	PAT	TP	Name	TD	FG	PAT	TP
Roberts	0	7	10	31	Hebert	4	3	13**	47
*Wettstein	3	0	0	18	McVea	5	0	0	30
Moreman	2	0	0	12	*M. Spratt	4	0	1**	26
*Pritchett	2	0	0	12	Post	3	0	0	18
*Spooner	2	0	0	12	Beer	2	0	1**	14
Wetherell	2	0	0	12					

*Players not returning for 1966

** Caught passes for two-point conversion

The Vogue

TALLAHASSEE, FLORIDA

TRAVELING
DESSERT TRAYS

FAMOUS
TOWN HOUSE
ROAST
PRIME RIB
OF BEEF



ALL TIME FLORIDA STATE RECORDS SINGLE GAME

Individual

TOUCHDOWNS SCORED—4 by Fred Biletnikoff vs. Oklahoma, Gator Bowl, 1965
LONGEST TOUCHDOWN RUN FROM SCRIMMAGE—81 yards by Fred Pickard vs. Virginia Tech, 1957
LONGEST TOUCHDOWN PASS—80 yards, Nelson Italiano to Eddie Gray vs. Newberry, 1950
LONGEST TOUCHDOWN RUN ANY SITUATION—99 yards by Ted Hewitt vs. Stetson, 1948 and Fred Biletnikoff vs. Miami, 1963 (interception return)
LONGEST TOUCHDOWN PLAY—100 yards by Bill Moreman and T. K. Wetherell (lateral on kickoff return) vs. Kentucky, 1965
LONGEST RUN FROM SCRIMMAGE WITHOUT SCORING—76 yards by Roy Thompson vs. Stetson, 1951
LONGEST INTERCEPTION RETURN—99 yards by Ted Hewitt vs. Stetson, 1948 and Fred Biletnikoff vs. Miami, 1963
LONGEST PUNT RETURN—80 yards by Billy Odom vs. Stetson, 1954
LONGEST KICKOFF RETURN—89 yards by Billy Odom vs. Va. Tech, 1955
LONGEST PUNT—84 yards by Tommy Brown vs. Tampa, 1950
LONGEST FIELD GOAL—44 yards by Les Murdock vs. Virginia Tech, 1963
TIMES RUSHING—29 by Fred Pickard vs. Georgia, 1949
YARDS RUSHING—161 by Buddy Strauss vs. Mississippi College, 1949
PASSES ATTEMPTED—39 by Steve Tensi vs. Virginia Tech, 1964
PASSES COMPLETED—23 by Steve Tensi vs. Oklahoma, Gator Bowl, 1965
YARDS PASSING—313 by Joe Majors vs. Tampa, 1959
TOUCHDOWN PASSES—5 by Steve Tensi vs. Oklahoma, Gator Bowl, 1965
TOTAL OFFENSE—369 yards by Joe Majors vs. Tampa, 1959 (56 rush, 313 pass)
PASSES CAUGHT—13 by Fred Biletnikoff vs. Oklahoma, Gator Bowl, 1965
YARDS RECEIVING PASSES—192 by Fred Biletnikoff vs. Oklahoma, Gator Bowl, 1965
TOUCHDOWN PASSES CAUGHT—4 by Fred Biletnikoff vs. Oklahoma, Gator Bowl, 1965
PASSES INTERCEPTED—3 by Tommy Brown vs. Stetson, 1950; and Georgia Tech, 1952; Lee Corso vs. Georgia, 1954; and Bud Whitehead vs. Virginia Tech, 1959
FIELD GOALS—3 by Les Murdock vs. Florida, 1964.
PUNTS—11 by John Hosack vs. Baylor, 1965 (40.8 average)

TEAM

POINTS SCORED—74 vs. Whiting Field, 1949
MARGIN OF VICTORY—74-0 vs. Whiting Field, 1949
MARGIN OF DEFEAT—0-42 vs. Georgia, 1959
YARDS RUSHING—383 vs. Abilene Christian, 1957
YARDS PASSING—355 vs. Villanova, 1954
TOTAL OFFENSE—526 vs. Furman, 1962 (277 rush, 239 pass)
PASSES ATTEMPTED—40 vs. Virginia Tech, 1964
PASSES COMPLETED—23 vs. Oklahoma, Gator Bowl, 1965
PASSES INTERCEPTED—7 vs. Virginia Tech, 1959
PUNTS—11 vs. Baylor, 1965


FLORIDA STATE'S ATHLETIC COMMITTEE



Robert Earnest
Chairman
Professor, Business



Mode L. Stone
Dean, School of
Education



Coyle E. Moore
Dean, School of
Social Welfare



Claude Flory
Professor, English



Thomas Wright
Professor, Music



Elston Roady
Professor,
Government




J. M. Plant
Assoc. Professor
Engineering Science



Mary Alexander
Assoc. Professor
Physical Education
and Recreation



Mason Ladd
Dean, College
of Law



John Carey
Dean of Students

MIDYETTE-MOOR Insurance Agency

"Ask Those We Serve"

Complete Insurance and Bond Service

PHONE 222-3456



MIDYETTE-MOOR BUILDING
TALLAHASSEE, FLORIDA

SAYS

SCALP 'EM SEMINOLES!



Payne Midyette
Frank Moor
Ed Clark
Winslow Sullivan
Bob Dickinson
Paul Lewis
Payne Midyette, Jr.

Bill Moor
Bill Franklin
Glenn Sears
Dick Wall
Don Northcut
Rex Sikes
Mike Lee

BENNETT'S DISCOUNT DRUG STORE

- Prescriptions
- Cameras
- Sundries
- Gifts
- Fountain
- Cafe
- Cosmetics
- Drugs

MEET ME AT BENNETT'S


BEFORE AND AFTER THE GAME!

Corner Monroe and College Streets


Phone 222-8980 — 222-4450




John Stephens



Bob Menendez




Wayne Giardino




John Hosack

FLORIDA STATE UNIVERSITY 66 SEMINOLES




Bill Campbell



Gary Pajcic



David Braggins



Bill Cox



Mike Blatt




Jeff Curchin




Ron Sellers




Larry Williamson




Kim Hammond



Frank Vohun




Doug Gurr




Jeff Chapman


the FLORIDA STATE UNIV




Charles Pennie




Billy Loe Janes




Larry Green




Larry Penedleton




Donovan Jones




Larry Kissam




James Riser




Chip Glass




Edwin Pope



Marty Kolbus




Howell Montgomery




H. T. Waller


UNIVERSITY 1966 SEMINOLES




Lane Fenner




Bill Cappleman




Bill Richardson



Pat Conway




Pete Roberts




Del Williams




Thurston Taylor




Harvey Zion




John Hurst



Ken Hart



Jerry Jones



Dan Douglas


FLORIDA STATE UNIVERSITY 66 SEMINOLES



Jim Mankins




Jay Mac Matthews



Billy Rhodes



T. K. Wetherell



Wayne McDuffie



Dale McCullers



Bill Moreman



Jack Fenwick

OFFENSE

82	TOM BEER	TE
70	BILL CLOUD	LT
67	RICH STOTTER	LG
55	BARRY SIDES	C
72	BILL PICKENS	RG
78	CHARLIE FOWLER	RT
23	KEN HEBERT	SE
16	BO BURRIS	QB
26	DICK POST	HB
35	GEORGE NORDGREN	FB
42	WARREN McVEA	FL

DEFENSE

87	WAYNE McDUFFIE	LE
78	CHARLES PENNIE	LT
23	WAYNE GIARDINO	LB
68	LARRY PENDLETON	MG
65	DALE McCULLERS	LB
74	JAY MAC MATTHEWS	RT
89	BOB MENENDEZ	RE
33	BUTCH RISER	CB
26	BILL CAMPBELL	CB
17	MARTY KOLBUS	S
43	HOWELL MONTGOMERY	S

Houston

DEFENSE

88	ROYCE BERRY	LE
77	DICK GEORGE	LT
71	PAUL OTIS	RT
81	CARL CUNNINGHAM	RE
53	GREG BREZINA	LB
51	SKIPPY SPRUILL	LB
90	LARRY SATCHER	LB
44	TOM PACIOREK	S
33	BILL HOLLON	HB
24	DICK SPRATT	HB
17	GUS HOLLOMON	S

FSU

OFFENSE

27	BILL COX	SE
76	JACK FENWICK	LT
60	LARRY WILLIAMSON	LG
54	JOHN STEPHENS	C
70	DEL WILLIAMS	RG
73	LARRY KISSAM	RT
83	THURSTON TAYLOR	TE
11	KIM HAMMOND	QB
30	BILL MOREMAN	LH
44	JIM MANKINS	FB
34	RON SELLERS	FL

HOUSTON SQUAD

11	Woodall, QB	53	Brezina, LB
14	Barbour, LB	55	Sides, C
16	Burris, QB	60	Larson, DT
17	Hollomon, S	62	Pryor, C
20	Berger, DB	64	Perez, OG
22	Bean, FL	65	Gardner, LB
23	Hebert, SE	67	Stotter, OG
24	Spratt, DB	68	Smith, OG
25	Simpson, DB	70	Cloud, OT
26	Post, HB	71	Otis, DT
27	Phillips, LB	72	Pickens, OT
31	Matthews, FL	73	Schneider, OG
32	Williams, FB	74	Thompson, DT
33	Hollon, S	76	Odom, OT
35	Nordgren, FB	77	George, DT
37	Peacock, DB	78	Fowler, OT
41	Johnston, FB	81	Cunningham, DE
42	McVea, FL	82	Beer, OE
43	Shires, S	83	Daulong, OE
44	Pacioerek, S	86	Dyer, DE
45	Woodring, S	88	Royce, DE
46	Gipson, HB	89	Caraway, DE
51	Spruill, LB	90	Satcher, LB

FLORIDA STATE SQUAD

11	Hammond, QB	51	Richardson, C
12	Burkhardt, QB	52	Zion, MG
14	Cappleman, QB	54	Stephens, C
15	Conway, DB	59	Loner, MG
16	Pajcic, QB	60	Williamson, OG
17	Kolbus, DB	61	Elliott, OG
18	Burton, DB	62	Douglas, OG
19	Roberts, K	64	Braggins, DT
20	Green, HB	65	McCullers, LB
21	Jones, FL	66	Hart, OG
22	Eason, DB	68	Pendleton, MG
23	Giardino, LB	69	Pope, OG
24	Sumner, DB	70	Williams, OG
26	Campbell, DB	73	Kissam, OT
27	Cox, OE	74	Matthews, DT
28	Wetherell, OE	75	Rhodes, OT
29	Hurst, HB	76	Fenwick, OT
30	Moreman, HB	77	Curchin, OT
31	Gunter, HB	78	Pennie, DT
33	Riser, DB	79	Vohun, DT
34	Sellers, FL	80	Gurr, DE
35	Hosack, K	81	Waller, DE
40	Blatt, FB	83	Taylor, OE
41	Crowe, FL	84	Glass, OE
43	Montgomery, DB	87	McDuffie, DE
44	Mankins, FB	88	Jones, LB
47	Benson, LB	89	Menendez, DE
50	Janes, MG		

— Officials —

Referee.....	R. P. (Pete) Williams (Miami)
Umpire.....	Ralph Foster (Okla.)
Head Linesman.....	David Scobey (Tenn.)
Field Judge.....	Dan Watson (Texas)
Back Judge.....	Dick Pace (Maitland)
Electric Clock Operator..	W. H. (Bill) Henderson (Ala.)

"COCA-COLA" AND "COKE" ARE REGISTERED TRADE-MARKS WHICH IDENTIFY ONLY THE PRODUCT OF THE COCA-COLA COMPANY. PRINTED IN U.S.A.



YOU NEVER GET TIRED OF





SEMINOLE BOOSTERS, INC. BOARD OF DIRECTORS 1966

Seated, left to right: Weldon G. Starry, Director; Hank Mannheimer, Secretary; W. S. "Bill" Lee, President; Herschel Williams, Treasurer; and Dr. Ed Haskell, Jr., Immediate Past President.

Standing, left to right: Rainey Cawthon, Director; Louis Hill, Director; Tom Feamster, Jr., Director; Godfrey Smith, Director; J. T. Williams, Jr., Director; Theo Proctor, Jr., Director; William I. DuBey, Director; Wayne Cook, Director; Dr. Laurence Chalmers, Director; and Dan Wright, Director.

Not present when picture was taken were: T. A. Waits, Executive Director; J. Edwin White, President-Elect; Guy McKenzie, Director; Dr. Francis H. Watt, Director; F. W. "Bill" Carraway, Jr., Director; and Robert B. Drake, Director.

Seminole Boosters, Inc. is an organization devoted entirely to the support of the Florida State University athletic program with emphasis on football.

Membership in the Boosters—the group numbers approximately 1,400—is open to anyone with a sincere interest in the University's athletic progress. Minimum contribution for an individual membership is \$15. A business membership costs \$30.

Contributions are administered in accordance with NCAA regulations and in conjunction with the Florida State Department of Intercollegiate Athletics.

Boosters receive a colorful automobile license plate which can be used for admission to special reserved parking lot at the stadium, a membership card, a weekly fall publication, "The Grandstand Coach," and certain priorities on season and single game football tickets.

SEMINOLE BOOSTERS, INCORPORATED FLORIDA STATE UNIVERSITY TALLAHASSEE, FLORIDA 32306

My 1966 gift is:

☐ Check attached for \$ _____

☐ Pledge to pay \$ _____ Bill me for \$ _____
(TOTAL AMT.) (PAYMENTS)

☐ MONTHLY ☐ QUARTERLY ☐ OTHER _____
(SPECIFY)

MEMBERSHIP: Individual - \$15 minimum
Business - \$30 minimum



ARE YOU AN F.S.U. ALUMNUS? Yes ☐ No ☐

Make check payable to Seminole Boosters, Inc.
Mail To: 114 Longmire Alumni Bldg., FSU
TALLAHASSEE, Florida 32306



(PLEASE CORRECT ANY ERRORS IN YOUR ADDRESS)


NAME

ADDRESS

CITY, STATE

ZIP _____

SOLICITOR'S SIGNATURE _____ CONTRIBUTOR'S SIGNATURE _____ DATE _____



FLORIDA STATE'S 1966 FRESHMAN SQUAD

No.	Name	Pos.	Ht.	Wt.	Hometown	No.	Name	Pos.	Ht.	Wt.	Hometown
14	Doug Mitchell	QB	6-0	185	Williston	70	Terry Fisher	T	6-3	235	North Miami
15	Bobby Burt	E	6-0	185	Cairo, Ga.	71	Bill Lee	C	6-3	220	Chipley
16	Tommy Warren	QB	5-11	175	Coral Gables	73	Keith Kleinbach	T	6-3	230	Green Lane, Pa.
20	Phil Abraira	FL	6-0	180	Ft. Lauderdale	75	Tom White	T	6-1	240	West Palm Beach
21	Randy Hodges	HB	5-10	170	Tallahassee	78	Floyd Ratliff	FB	6-4	195	Jesup, Ga.
22	Mike Gray	E	6-3	180	Sanford	79	Duke Johnston	T	6-1	210	Ft. Lauderdale
27	Barry Wenhold	HB	5-10	190	Souderton, Pa.	80	Bob Eschelmann	E	6-2	215	Coral Gables
28	Bill Donohoe	HB	6-0	180	North Miami	81	Jimmy Tyson	E	5-11	187	Pahokee
29	Bob Flynn	QB	6-0	190	Akron, O.	82	Jim Rust	T	6-3	200	Ft. Lauderdale
40	Ed Gibson	FB	5-10	195	Orlando	88	Lamar Munroe	HB	6-1	175	Quincy
41	Bill Cheshire	QB	6-0	180	Jesup, Ga.	89	Rick Anderson	QB	6-3	190	Winter Haven
42	Ron Montford	FB	6-0	195	Blountstown		Robert Webb	QB	6-1	185	St. Augustine
43	Bay Gruber	QB	6-1	175	Ft. Myers		Cecil Presnell	C	5-10	180	Miami
44	Mike Page	HB	5-10	170	Winter Haven		Skipper Babb	DB	5-11	165	Umatilla
52	Bill Hughes	C	6-1	205	Cocoa		Jimmy Bird	DB	5-10	155	Bronson
54	Pete Rupp	FL	5-10	180	Evansville, Ind.						
55	Ed Chereshoff	HB	5-10	180	Pembroke Pine						
60	Barry Rice	HB	6-1	185	Fernandina Beach						
63	David Worrall	LB	5-10	160	Fort Walton Beach						
64	Stan Walker	T	6-2	205	Tallahassee						
65	Dick Johnson	G	6-1	180	Miami Springs						
67	Paul Fuder	C	6-2	190	Marianna						
68	Jim Bracken	T	6-2	215	Canton, O.						
69	Beryl Rice	HB	6-0	180	Fernandina Beach						

1966 FRESHMAN FOOTBALL SCHEDULE

DATE	OPPONENT	SITE	TIME
Sept. 24	Miami	Sarasota	8:15 p.m.
Oct. 15	Florida	Gainesville	2:00 p.m.
Oct. 29	Southern Mississippi	Tallahassee	8:00 p.m.
Nov. 12	Georgia Tech	Moultrie, Georgia	8:00 p.m.



SEMINOLE CHEERLEADERS

Left to right: Dixie Wilcoxin, Jacksonville; Bruce Turner, Jacksonville; Judy Holman, Albany, Ga.; Doug Traxler, Boca Raton; Head Cheerleader Toni Beals, Sumter, S. C.; John Mullins, Tallahassee; Peggy Thompson, Ormond Beach; Bill Abney, Jacksonville; Doreen Brown, Manassas Park, Va.; Dave Deutsch, Palatka.

THE ALMA MATER

High o'er the towering pines our
voices swell
Praising these Gothic spires we love
so well;
Here sons and daughters stand . . .
Faithful and True, Hailing our Alma
Mater
F . . . S . . . U . . .

FSU FIGHT SONG*

We're going to FIGHT, FIGHT,
FIGHT for FSU
We're going to scalp 'em Seminoles.
We're going to WIN, WIN, WIN,
WIN, WIN this game . . . and
roll on down and make those
goals!
For FSU is on the warpath now, and
and at the battle's end she's
great . . .
So FIGHT, FIGHT, FIGHT, FIGHT
for victory
Our Seminoles of Florida State . . .
F-L-O-R-I-D-A S-T-A-T-E
FLORIDA STATE (3 times)

THE FLORIDA STATE VICTORY MARCH*

Onward to victory, Seminoles, GO! FORWARD MARCH, we must move
out together and . . . FORWARD MARCH, it's always marching weather
when thousands strong, we swing along. All in step for VIC . . . TO . . . RY.
Our F-S-U and all our loyal Seminoles, ON-WARD GO . . . To conquer all
our savage foes . . . won't be long . . . we can't go wrong . . . we will crush
the EN . . . E . . . MY . . . So SCALP'EM . . . SCALP'EM . . . SCALP'EM
. . . it's a case of do or die . . .
Strike the fatal thrust, we'll be victorious; with terrible tenacity we can,
we will, we must!

FORWARD MARCH, we'll ride the swelling battle tide
FORWARD MARCH, we'll face the future side by side
With our might, we'll FIGHT, FIGHT, FIGHT!
. . . For Florida State University.

*Written by Thomas G. Wright,
Professor of Music at Florida State University.

THE SEMINOLE FOOTBALL NETWORK

Popular Bo Mitchell returns to the Seminole microphone for the fourth straight season, bringing play-by-play action to every corner of the Sunshine State.

The energetic Mitchell, an ex-naval aviator with more than 17 years broadcasting experience, is vice-president and station manager of station WCOA, Pensacola.

His partner at the mike this season will be Bud Kaatz, a native of Ohio who was formerly color man for the University of Michigan Football Network and play by play announcer for Ohio University and Marietta College. Kaatz will handle pre-game, halftime and time out commentary on the Seminoles.

Originating station for the Seminole Network is WTNT, Tallahassee. The network consisted of 29 stations in Georgia and Florida.



Bo Mitchell



Bud Kaatz

THE SEMINOLE NETWORK

WCOA Pensacola	WPCF Panama City
WTNT Tallahassee	WROD Daytona Beach
WJAX Jacksonville	WSPB Sarasota
WKIS Orlando	WTOT Marianna
WDAE Tampa	WZET Defuniak Springs
WGBS Miami	WTTB Vero Beach
WARN Ft. Pierce	WPAX Thomasville, Ga.
WDSR Lake City	WINK Ft. Myers
WEBY Milton	WTRR Sanford
WFOY St. Augustine	WPRY Perry
WGGG Gainesville	WFTW Ft. Walton Beach
WTRK West Palm Beach	WMAF Madison
WLAK Lakeland	WMGA Moultrie, Ga.
WLCO Eustis	WSIR Winter Haven
WMOP Ocala	WCNH Quincy

BOWLING'S GREAT

the Perfect date


AFTER THE GAME
MEET YOUR FRIENDS
AT THE

Parkway Bowl

COFFEE SHOP

1230 Apalachee Parkway
TALLAHASSEE, FLORIDA

And Enjoy



WAFFLE VARIETIES
With Your Favorite Beverage
or Rich Creamy Hot Chocolate

GOOD LUCK SEMINOLES!

VARSITY THEATRE

1833 W. Tennessee

Phone 224-8636

PLEASE!

**CONSUMPTION OF ALCOHOLIC
BEVERAGES IS PROHIBITED
ON UNIVERSITY PROPERTY**


University regulations, and those of the State Board of Regents prohibit the consumption of alcoholic beverages on any part of the campus of Florida State University.

Please cooperate and abide by these regulations. Enjoy the game in the true spirit under which collegiate athletic contests are held, and be mindful of the rights of others.

Things Were Different in '47

By ED WILLIAMSON

Former Head Football Coach
Florida State University



As Florida State begins its 20th season of intercollegiate football, we begin a nostalgic series of articles written by former Seminole coaches. Tonight, Ed Williamson, Florida State's first head football coach, gives his impressions of that initial year. Williamson is now Director of Health and Physical Education for the State Department of Education.

Some will contend that football really started at Florida State University in the early 1900's rather than in 1947. Actually, there was a football team at Florida State College located in Tallahassee that won the state title in 1904. This may have been the forerunner of what is now Florida State University. On the other hand, for forty-three years prior to 1947 the institution was a girl's school and was known as Florida State College for Women. There is no record of there having been a women's football team at Florida State College for Women so at least the 1947 team marked the reinstatement of football at the Tallahassee institution after a lapse of forty-three years.

At the close of World War II and with the advent of the G.I. Bill of Rights there were more applications for admission to the University of Florida than could be accommodated on the campus at Gainesville. As an emergency measure, arrangements were made to house 500 of these applicants at an old air base in Tallahassee and allow them to attend classes at Florida State College for Women. The male students

were registered in what was called the Tallahassee Branch of the University of Florida. When this branch of the University of Florida was opened no thought was given to having an interscholastic athletic program during the first year. Stress was to be placed on intramural sports and I was employed as intramural director. Although original plans did not anticipate interscholastic athletics, in order to satisfy student needs abbreviated schedules in basketball, tennis, and swimming were developed and teams in these activities were fielded during this period.

In the spring of 1947, the state legislature passed a law that made both the University of Florida and Florida State College for Women co-educational. The name of Florida State College for Women was changed to Florida State University.

Early in the summer of 1947, university officials began to explore the possibility of developing an interscholastic athletic program at Florida State University. The first step was to create a department of physical education in the school of education. The faculty of the department of physical education would then serve as coaches of the various sports. A search was immediately started for a head of the department of physical education and for a football coach. Since I was already on the scene, I actively engaged in the search for the football coach since this would be the first interscholastic activity to be started. Many potential candidates were brought to the campus and interviewed, but all were rejected primarily because the search was centered on individuals who had a Master's and preferably a Doctor's degree so that they could also fulfill their responsibility as the faculty of the new department of physical education. Because of the pressure of time and the necessity of making plans for the coming football season efforts were abandoned to try to locate the coach with the qualifications sought, and I was drafted to fill this new position.


When this decision was made no equipment had been ordered, no schedule had been made, the University had no stadium, there was no field house, no assistant had been named and many other details had not been attended to. It should be recalled that this was right after the War and athletic equipment was scarce, but through diligent efforts, a minimum amount of equipment was ordered and delivery promised to

the opening of school. I procured an NCAA Football Guide which lists all the schedules of universities and colleges and began to look for open dates of teams in the area. After an exhausting search a five game schedule was arranged. We would begin with Stetson University on October 18, and follow three weeks later with a game against Cumberland University in Lebanon, Tennessee. Troy State Teachers College, Tennessee Tech, and Jacksonville (Alabama) State Teachers College made up the remainder of the schedule. By the middle of September, the physical education department staff consisted of four people: Dr. Howard Danford was head of the department, I was head football coach, Jack Haskin, assistant football coach, and Dr. Donald Loucks, director of intramural sports and later basketball coach. As mentioned before, these individuals were not only coaches but members of the faculty of the department of physical education. They were paid as instructors in physical education and coaching was an extra load. An interesting comparison might be made with the salary of the first football coach which was \$4200 with that of a head coach today. The coaches in 1947 also carried a full teaching load in the department of physical education.

Male students began to arrive on campus around the middle of September and the first practice was held September 20. Almost one-hundred strangers reported for opening drill on that date. Within two weeks the squad had been reduced to forty-five men, either through voluntary drop outs or cuts by the coaches.

None of these players were on scholarship, there was no training table and many were unable to afford the quality or quantity of food needed for the vigorous activity of football. Nevertheless, most of them stuck with it and it can truly be said this was a group of players that were playing for the love of the game and for no other reward. This spirit somewhat compensated for inexperience and a lack of spring training.

The first game was played in the old centennial field against the University of Stetson on Saturday, October 18. Stetson had played two games prior to the one that was to be the beginning of F.S.U. football. They were definitely listed as the favorites, not only because of experience but also because of weight and speed. Much to the



WHAT'S THIS . . . TEN-MAN FOOTBALL?

Things weren't quite that bad when the Seminoles fielded their first football team in 1947, but it's obvious that photography as well as football has improved at Florida State since that time. The lensman who snapped this picture missed end Jim Costello of Miami, who was split wide to the left, although his shadow is evident. The rest of the lineup pictured here in an early practice session is as follows: RE-Bill Kratzert, Tallahassee; RT-Bob Browning, Madison; RG-Ed Dilsaver, St. Augustine; C-Joe Crona, Pensacola; LG-Bill Quigley, Panama City; LT-Dick Williams, Orlando; QB-Don Grant, Perry; FB-Bo Manuel, Newberry; TB-Ken MacLean, Quincy; WB-Leonard Melton, Tallahassee.

amazement of the seven thousand football fans, seeing their first intercollegiate game to be played by the new Tallahassee institution, Florida State University led by a score of 6-0 at the half. This was the result of a pass thrown by Don Grant to Charles McMillan in the end zone.

The day following the game, Fred Pettijohn, then sports editor for the Tallahassee Democrat, filed a list of football firsts compiled by Florida State University. Excerpts from this article are reproduced as follows:

"This is a sports writers report to the far-flung football future.

"It's written particularly for the intraspace sports series of the supersonic 1970's and '80's, who some day are going to dig back through the files in search of information on the "old gaffers" who played in Florida State University's first football game against Stetson back in 1947!

"The honor of handling the first F.S.U. play and receiving the first kick off went to Don Grant of Perry. He took Stetson's kick on his own three and returned to the thirty-one.

"The first running play from scrimmage was by Wyatt 'Red' Parish, Chipley, right half-back who broke over his own right tackle and moved from the thirty-one to the forty-nine yard line almost breaking into the clear for a score. Parish also racked up the initial FSU first down on the play.

"Don Grant threw the first FSU pass

and had it intercepted when Byron Brasington grabbed the oval on the Stetson 33.

"Jim Costello made the first FSU tackle. Grant's pass was intended for him and when Brasington plucked it out of the air in front of him, he promptly flopped the Hatter safety man on the Stetson 35. Gerry 'Bo' Manuel, Newberry, who came in as full-back to replace Jack Watson, Pensacola, after the ninth play was the first substitute.

"The Garnet and Gold's first goal line stand was put up midway in the first period when they rose up to halt the Hatters in their tracks. After the green and white gridders had first and goal from the 8 yard stripe FSU took over on the 4½.

"Leonard Gilberg former Leon High Lion star, got off the first FSU punt. The big tackle kicking from the end zone booted out to his own 38 yard line.

"Chris Banakas, big Pensacola flankman, recovered the first fumble for his team when he dropped on a bad pass from a center that got away from Hinkley of Stetson on the FSU 39 yard line.

"Philip Rountree, Chipley, left-half and one of the student body presidents, hit full-back Ken MacLean, Quincy, with the first completed pass in FSU's brief history early in the second period.

"Harry Hughey, tiny Pensacola quarterback, made the first punt return taking Brasington's boot on his own 48 and moving over into Stetson territory on the 47.

"Ralph Chaudron, Pensacola tail-back, made the first pass interception when he nabbed Brasington's stray toss on the three and ran it out to the 11.

"FSU's first lateral went from Charles McMillan, Quincy, to Chris Banakas on the Stetson 41, and Banakas battled his way down to the enemy 24.

"Charles McMillan scored the first FSU touchdown with a leaping miracle catch in the end corner of the southern end zone."

Readers will recognize many of the names listed in this series of firsts as FSU's supporters today. The final score of the Stetson game was 14-6 in favor of Stetson. The next game, three weeks later with Cumberland, in Lebanon, played in the rain, was the second loss for FSU—this time by a score of 6-0. Troy State College defeated the Seminoles 36-6, Tennessee Tech won by a score of 27-0, and in the final game of the season, the undefeated, untied Jacksonville State Teachers managed to eke out a 7-0 decision over the Seminoles. This game marked the end of the first football season. Although according to the scores it was an all losing season, according to the assessment of many, it was a winner all the way for a band of ex-G.I.'s.

Enduring hardships that present football players and coaches cannot imagine, they started a pattern on which tradition is built and which has led to a great athletic future of the Florida State University.

1966 CROSS COUNTRY SCHEDULE

Date	Opponent	Place
Sept. 24	*Pensacola Athletic Club	Tallahassee
Oct. 1	South Florida	Tampa
Oct. 8	*Florida	Tallahassee
Oct. 15	Georgia Tech	Atlanta
Oct. 22	Calloway Gardens Invitational	Pine Mt., Ga.
Oct. 28	Auburn	Auburn
Nov. 4	Regional N.C.A.A.	Pine Mt., Ga.
Nov. 12	*Miami	Tallahassee
Nov. 19	*South Florida	Tallahassee
Nov. 26	*Florida Collegiate Championships	Miami

*Freshmen will also compete



THE 1966 FLORIDA STATE CROSS-COUNTRY TEAM: Front Row:, left to right: Bob Thomas, Baltimore, Md.; Ken Watkinson, Tampa; Bill Smith, Pittsburgh, Pa.; Craig Kavka, Plainfield, N. J. Second Row: Coach Mike Long; Sid Merchant, Melbourne; Charlie Vickers, Orlando; Marc Williamson, Raleigh, N. C.; Tommy Rickards, Ft. Myers; Joe Henderson, Port Washington, N. Y. Not Pictured: Joe Rooney, Fort Lauderdale.

COMPLIMENTS OF TALLAHASSEE AUTOMOBILE DEALERS ASSOCIATION

ALFORD CHEVROLET COMPANY
CAPITAL LINCOLN & MERCURY, INC.
CAPITAL PLYMOUTH, INC.
COURTESY OLDSMOBILE, INC.
BOB DRAKE DODGE, INC.

KINNEBREW MOTORS, INC.
MINGLEDORFF MOTORS, INC.
PALMER-HARRELL BUICK COMPANY
PROCTOR & PROCTOR, INC.
TALLAHASSEE MOTORS, INC.

FLORIDA STATE

OFFENSE

SE 27 Bill Cox	28 T. K. Wetherell
LT 76 Jack Fenwick	75 Billy Rhodes
LG 60 Larry Williamson	66 Ken Hart
C 54 John Stephens	51 John Richardson
RG 70 Del Williams	61 Chuck Elliott
RT 73 Larry Kissam	77 Jeff Curchin
TE 83 Thurston Taylor	84 Chip Glass
QB 11 Kim Hammond	16 Gary Pajcic
LH 30 Bill Moreman	29 John Hurst
FB 44 Jim Mankins	40 Mike Blatt
FL 34 Ron Sellers	21 Donovan Jones

DEFENSE

LE 87 Wayne McDuffie	80 Doug Gurr
LT 78 Charles Pennie	64 David Braggins
LB 23 Wayne Giardino	47 Joe Benson
MG 68 Larry Pendleton	52 Harvey Zion
LB 65 Dale McCullers	88 Jerry Jones
RT 74 Jay Mac Matthews	79 Frank Vohun
RE 89 Bob Menendez	81 H. T. Waller
CB 33 Butch Riser	24 Walter Sumner
CB 26 Bill Campbell	18 Clint Burton
S 17 Marty Kolbus	22 Chuck Eason
S 43 Howell Montgomery	15 Pat Conway

CAPTAINS

54 John Stephens
23 Wayne Giardino
(Game Captains)

SPECIALISTS

Punters: 35 John Hosack, 83 Thurston Taylor
Placements: 19 Pete Roberts
Holder: 11 Kim Hammond

HOUSTON

OFFENSE

TE 82 Tom Beer	83 Paul Daulong
LT 70 Bill Cloud	64 Larry Perez
LG 67 Rich Stotter	73 David Schneider
C 55 Barry Sides	62 Pat Pryor
RG 72 Bill Pickens	68 Mike Smith
RT 78 Charlie Fowler	76 Charles Odom
SE 23 Ken Hebert	22 Don Bean
QB 16 Bo Burris	11 Dick Woodall
HB 26 Dick Post	46 Paul Gipson
FB 35 George Nordgren	41 Mike Johnston
FL 42 Warren McVea	31 Doug Matthews

DEFENSE

LE 88 Royce Berry	89 George Caraway
LT 77 Dick George	74 Eddie Thompson
RT 71 Paul Otis	60 Cliff Larson
RE 81 Carl Cunningham	86 Jim Dyar
LLB 53 Greg Brezina	14 Mike Barbour
MLB 51 Skippy Spruill	65 Jerry Gardner
RLB 90 Larry Satcher	27 Wade Phillips
LS 44 Tom Paciorek	43 Paul Shires
LH 33 Bill Hollon	37 Johnny Peacock
RH 24 Dick Spratt	25 Mike Simpson
RS 17 Gus Hollomon	45 Phil Woodring



TALLAHASSEE FEDERAL
SAVINGS & LOAN
ASSOCIATION

CAPTAIN

Dick Post

SPECIALISTS

Punters: 23 Ken Hebert, 17 Gus Hollomon, 41 Doug Matthews
Placements: 53 Greg Brezina, 23 Ken Hebert, Jim Dyar
Holders: 16 Bo Burris, 11 Dick Woodall

FLORIDA STATE'S 1966 VARSITY FOOTBALL ROSTER

No.	Name	Pos.	Class	Age	Ht.	Wt.	Hometown
11	Kim Hammond	QB	Jr.	22	6-1	185	Melbourne
12	Bill Burkhardt	QB	Soph.	20	6-1	194	Rocky River, O.
14	Bill Cappleman	QB	Soph.	19	6-3	204	Dunedin
15	Pat Conway**	DB	Sr.	21	5-10	176	Miami
16	Gary Pajic	QB	Soph.	19	6-2	192	Jacksonville
17	Marty Kolbus	DB	Soph.	20	6-2	186	E. Chicago, Ind.
18	Clint Burton	DB	Soph.	19	6-2	175	Atlanta, Ga.
19	Pete Roberts*	K	Jr.	21	5-11	205	Gainesville
20	Larry Green*	HB	Jr.	21	5-10	180	Cairo, Ga.
21	Donovan Jones	FL	Sr.	21	6-1	206	Lakeland
22	Chuck Eason	DB	Soph.	19	5-10	187	Tallahassee
23	Wayne Giardino**	LB	Sr.	23	5-10	195	West Palm Beach
24	Walter Sumner	DB	Soph.	19	6-1	179	Fitzgerald, Ga.
26	Bill Campbell*	DB	Sr.	21	5-9	188	Tampa
27	Bill Cox	OE	Soph.	20	6-1	180	Atlanta, Ga.
28	T. K. Wetherell*	OE	Jr.	20	5-10	183	Daytona Beach
29	John Hurst	HB	Soph.	19	6-0	200	Live Oak
30	Bill Moreman*	HB	Jr.	21	5-11	188	Daytona Beach
31	Bill Gunter	HB	Soph.	19	6-0	172	Dothan, Ala.
33	Butch Riser	DB	Jr.	21	6-0	186	Sanford
34	Ron Sellers	FL	Soph.	19	6-4	186	Jacksonville
35	John Hosack*	K	Sr.	21	5-10	195	Miami
40	Mike Blatt*	FB	Jr.	20	5-11	203	Key West
41	John Crowe	FL	Soph.	19	6-2	168	St. Cloud
43	Howell Montgomery	DB	Soph.	19	5-11	183	Blountstown
44	Jim Mankins*	FB	Sr.	22	6-2	220	King City, Calif.
47	Joe Benson	LB	Soph.	20	5-10	197	Birmingham, Ala.
50	Billy Joe Janes	C	Soph.	19	6-1	215	Live Oak
51	John Richardson	C	Soph.	19	6-0	199	Jacksonville
52	Harvey Zion	MG	Soph.	19	5-11	195	Atlanta, Ga.
54	John Stephens**	C	Sr.	21	6-1	201	Tallahassee
59	Frank Loner	MG	Soph.	20	6-0	196	Atlanta, Ga.
60	Larry Williamson*	OG	Sr.	21	5-11	202	Macon, Ga.
61	Chuck Elliott	OG	Soph.	20	6-0	194	Troy, O.
62	Dan Douglas	OG	Soph.	19	6-0	207	Hialeah
64	David Braggins*	DT	Sr.	21	6-2	224	Lake Wales
65	Dale McCullers	LB	Soph.	19	6-2	203	Live Oak
66	Ken Hart	OG	Soph.	20	6-3	219	Groveland
68	Larry Pendleton	MG	Soph.	20	6-0	206	Winter Garden
69	Edwin Pope	OG	Sr.	21	6-1	206	Waycross, Ga.
70	Del Williams**	OG	Sr.	21	6-2	240	Live Oak
73	Larry Kissam*	OT	Sr.	21	6-0	221	Inglewood, Calif.
74	Jay Mac Matthews*	OT	Sr.	22	6-1	217	Chiefland
75	Billy Rhodes	OT	Soph.	19	6-2	230	Eustis
76	Jack Fenwick	OT	Soph.	20	6-4	214	Cincinnati, O.
77	Jeff Curchin	OT	Soph.	18	6-6	238	Ocala
78	Charles Pennie*	DT	Sr.	21	6-4	242	Hollywood
79	Frank Vohun	DT	Soph.	19	6-3	212	Brooksville
80	Doug Gurr	DE	Soph.	19	6-1	210	Albany, Ga.
81	H. T. Waller	DE	Jr.	21	6-1	191	Vernon
83	Thurston Taylor*	OE	Jr.	20	6-2	215	College Park, Ga.
84	Chip Glass	OE	Soph.	19	6-4	218	Tampa
87	Wayne McDuffie*	DE	Jr.	22	6-2	215	Hawkinsville, Ga.
88	Jerry Jones*	LB	Jr.	21	6-1	193	Jessup, Ga.
89	Bob Menendez	DE	Sr.	21	5-10	189	Key West

*Denotes letters won.

1966 HOUSTON FOOTBALL ROSTER

No.	Name	Pos.	Class	Age	Ht.	Wt.	Hometown
11	Dick Woodall*	QB	Jr.	21	6-1	190	Houston
14	Mike Barbour*	LB	Jr.	21	5-10	190	Houston
16	Bo Burris**	QB	Sr.	21	6-2	190	Lake Jackson
17	Gus Hollomon*	S	Jr.	20	6-2	190	Beaumont
20	Jim Berger*	DHB	Jr.	20	5-11	165	Weimar
22	Don Bean	FC	Jr.	19	5-9	168	Beaumont
23	Ken Hebert*	SE	Jr.	21	5-11	195	Pampa
24	Dick Spratt*	DHB	Sr.	21	5-11	175	Sharyland
25	Mike Simpson	DHB	Soph.	19	5-9	165	Pt. Neches
26	Dick Post**	RB	Sr.	20	5-9	195	Pauls Valley, Okla.
27	Wade Phillips	LB	Soph.	19	6-0	185	Pt. Neches
31	Doug Matthews	FLK	Soph.	19	6-1	190	Corpus Christi
32	Robbie Williams	FB	Jr.	21	6-3	205	Texas City
33	Bill Hollon*	R	Jr.	20	5-10	184	Elsa
35	George Nordgren*	FB	Jr.	21	5-11	205	Covington, La.
37	Johnny Peacock	DHB	Soph.	19	6-2	185	Goliad
41	Mike Johnston	FB	Soph.	19	5-11	190	Hull
42	Warren McVea*	FLK	Jr.	20	5-9	180	San Antonio
43	Paul Shires	R	Soph.	20	6-1	195	San Antonio
44	Tom Paciorek*	R	Jr.	19	6-2	210	Detroit, Mich.
45	Phil Woodring	S	Soph.	20	6-1	192	Lefors
46	Paul Gipson	RB	Soph.	20	6-0	200	Conroe
51	Skippy Spruill	LB	Soph.	19	6-2	255	Odessa
53	Greg Brezina*	LB	Jr.	20	6-1	200	Louise
55	Barry Sides**	C	Sr.	21	6-1	208	Houston
60	Cliff Larson	DT	Soph.	19	6-3	250	Beaumont
62	Pat Pryor	C	Soph.	20	6-0	200	Texas City
64	Larry Perez	OG	Jr.	25	5-10	235	Archbald, Pa.
65	Jerry Gardner	LB	Soph.	18	6-1	200	Galena Park
67	Rich Stotter*	OG	Jr.	21	5-11	225	Cleveland, Ohio
68	Mike Smith	OG	Soph.	20	5-11	210	Bossier City, La.
70	Bill Cloud	OT	Soph.	19	6-2	220	Galena Park
71	Paul Otis**	DT	Sr.	22	6-3	245	Channelview
72	Bill Pickens*	OT	Jr.	20	6-1	220	Alvin
73	David Schneider	OG	Soph.	19	6-4	235	Columbus
74	Eddie Thompson	DT	Soph.	20	6-5	295	Ft. Worth
76	Chuck Odom	OT	Soph.	24	6-5	248	Eunice, La.
77	Dick George*	DT	Jr.	20	6-3	260	Plano
78	Charlie Fowler**	OT	Sr.	21	6-2	255	Hendersonville, Tenn.
81	Carl Cunningham**	DE	Sr.	22	6-3	230	Houston
82	Tom Beer*	OE	Sr.	21	6-4	220	Detroit, Mich.
83	Paul Daulong	OE	Soph.	21	6-1	210	Galveston
89	George Caraway	DE	Soph.	19	6-3	205	Pt. Neches
86	Jim Dyar*	DE	Sr.	22	6-3	220	Enterprise, Ala.
88	Royce Berry*	DE	Jr.	20	6-3	230	Odessa
90	Larry Satcher	LB	Jr.	20	6-1	198	San Antonio

*Denotes letters won.

Tallahassee Federal

SAVINGS AND LOAN ASSOCIATION

440 N. Monroe Street * Tallahassee, Florida

HOURS: Monday-Thursday, 8:30 a.m. to 3 p.m.—Friday, 8:30 a.m. to 6 p.m.

TELEPHONE 224-2161



SUMMARY OF FOOTBALL GAME STATISTICS — Home Team

TEAM CODE
251

(ORIGINAL)

Home Team FLA STATE UNIV. First Downs: (Rush) 6 (Pass) 9 (Pen.) 5 Total 20 Penalties Against: (No.) 9 (Yards) 74 Own Fumbles: (No.) 1 (Lost) 1

Player Code	PLAYER	RUSHING					FORWARD PASSING					TOT. OFFENSE		RECEIVING			INT. RETURNS			PUNTING			PUNT RETURNS			K. O. RETURNS			SCORING																		
		Times Carried	Yards Gain	Yards Loss	Net Gain	TD's	No. Att.	No. Comp.	Had Int.	Net Gain	Scoring		Total Plays	Net Gain	No. Caught	Yards Gain	TD's	No. Inter.	Yards Return	TD's	Times Kicked	Yards Kicked	Blkd.	Number Returns	Yards Return	TD's	Number Returns	Yards Return	TD's	Touch-downs	X Pts.	Kick	Other X Pts.	Field Goals	Points												
											TD's	Conv.																			Att.	Made	Att.	Made	Att.	Made	Points										
06	BLATT	A	1	1	-	1	-	B	-	-	-	-	-	C	1	1	D	-	-	-	E	-	-	-	F	-	-	-	G	-	-	-	H	-	-	-	S	-	-	-	-	-	-				
12	CAMPBELL	A	-	-	-	-	-	B	-	-	-	-	-	C	-	-	D	-	-	-	E	-	-	-	F	-	-	-	G	3	28	-	H	-	-	-	S	-	-	-	-	-	-				
15	COX	A	-	-	-	-	-	B	-	-	-	-	-	C	-	-	D	1	17	-	E	-	-	-	F	-	-	-	G	-	-	-	H	-	-	-	S	-	-	-	-	-	-				
30	GLASS	A	-	-	-	-	-	B	-	-	-	-	-	C	-	-	D	3	38	1	E	-	-	-	F	-	-	-	G	-	-	-	H	-	-	-	S	1	-	-	-	-	6				
31	GREEN	A	9	29	15	14	-	B	-	-	-	-	-	C	9	14	D	-	-	-	E	-	-	-	F	-	-	-	G	-	-	-	H	1	22	-	S	-	-	-	-	-	-				
33	HAMMOND	A	5	18	-	18	-	B	33	15	4	17	6	1	C	38	174	D	-	-	-	E	-	-	-	F	-	-	-	G	-	-	-	H	-	-	-	S	-	-	-	-	-	-			
35	HOSACK	A	-	-	-	-	-	B	-	-	-	-	-	C	-	-	D	-	-	-	E	-	-	-	F	5	23	6	-	G	-	-	-	H	-	-	-	S	-	-	-	-	-	-			
36	HURST	A	1	-	1	(-1)	-	B	-	-	-	-	-	C	1	(-1)	D	-	-	-	E	-	-	-	F	-	-	-	G	-	-	-	H	-	-	-	S	-	-	-	-	-	-				
53	MANKINS	A	15	43	2	41	-	B	-	-	-	-	-	C	15	41	D	3	27	1	E	-	-	-	F	-	-	-	G	-	-	-	H	1	14	-	S	1	-	-	-	-	6				
56	MOREMAN	A	16	65	4	61	-	B	2	2	-	4	9	1	C	18	110	D	2	15	-	E	-	-	-	F	-	-	-	G	-	-	-	H	2	19	-	S	-	-	-	-	-	-			
67	PAJCIK	A	1	-	-8	(-8)	-	B	8	1	-	-	-	C	9	(-1)	D	-	-	-	E	-	-	-	F	-	-	-	G	-	-	-	H	-	-	-	S	-	-	-	-	-	-				
84	TAYLOR	A	-	-	-	-	-	B	-	-	-	-	-	C	-	-	D	3	30	-	E	-	-	-	F	-	-	-	G	-	-	-	H	-	-	-	S	-	-	-	-	-	-				
89	WETHERELL	A	-	-	-	-	-	B	-	-	-	-	-	C	-	-	D	-	-	-	E	-	-	-	F	-	-	-	G	-	-	-	H	1	18	-	S	-	-	-	-	-	-				
55	MONTGOMERY	A	-	-	-	-	-	B	-	-	-	-	-	C	-	-	D	-	-	-	E	2	3	-	F	-	-	-	G	-	-	-	H	-	-	-	S	-	-	-	-	-	-				
76	SELLERS ROBERTS	A	-	-	-	-	-	B	-	-	-	-	-	C	-	-	D	-	-	-	E	-	-	-	F	-	-	-	G	-	-	-	H	-	-	-	S	-	-	-	-	-	-				
76	SELLERS	A	-	-	-	-	-	B	-	-	-	-	-	C	-	-	D	6	11	5	E	-	-	-	F	-	-	-	G	-	-	-	H	-	-	-	S	-	-	-	-	-	-				
		A	-	-	-	-	-	B	-	-	-	-	-	C	-	-	D	-	-	-	E	-	-	-	F	-	-	-	G	-	-	-	H	-	-	-	S	-	-	-	-	-	-				
		A	-	-	-	-	-	B	-	-	-	-	-	C	-	-	D	-	-	-	E	-	-	-	F	-	-	-	G	-	-	-	H	-	-	-	S	-	-	-	-	-	-				
		A	-	-	-	-	-	B	-	-	-	-	-	C	-	-	D	-	-	-	E	-	-	-	F	-	-	-	G	-	-	-	H	-	-	-	S	-	-	-	-	-	-				
		A	-	-	-	-	-	B	-	-	-	-	-	C	-	-	D	-	-	-	E	-	-	-	F	-	-	-	G	-	-	-	H	-	-	-	S	-	-	-	-	-	-				
	TEAM TOTALS	A	48	156	14	126	-	B	43	18	4	24	2	-	C	91	358	D	18	242	2	E	2	3	0	F	5	22	6	0	G	3	28	0	H	5	73	0	S	2	2	1	-	-	1	0	13

Opponents 17 U of HOUSTON First Downs: (Rush) 3 (Pass) 3 (Pen.) 1 Total 7 Penalties Against: (No.) 6 (Yards) 81 Own Fumbles: (No.) 5 (Lost) 3

Enter Here Team Totals From Visiting Team Summary	RUSHING					FORWARD PASSING					TOT. OFFENSE		RECEIVING			INT. RETURNS			PUNTING			PUNT RETURNS			K. O. RETURNS			SCORING										
	Times Carried	Yards Gain	Yards Loss	Net Gain	TD's	No. Att.	No. Comp.	Had Int.	Net Gain	Scoring		Total Plays	Net Gain	No. Caught	Yards Gain	TD's	No. Inter.	Yards Return	TD's	Times Kicked	Yards Kicked	Blkd.	Number Returns	Yards Return	TD's	Number Returns	Yards Return	TD's	Touch- downs	X Pts. Att.	Kick Made	Other X Pts. Att.	Field Made	Goals Att.	Points			
										TD's	Conv.																											
VISITING TEAM TOTALS	A 29	92	33	59	-	B 16	6	2	16	9	2	-	C 45	228	D 6	16	9	2	E 4	34	-	F 6	231	-	G 3	103	1	H 2	45	-	S 3	3	30	-	-	1	-	21

ADDITIONAL STATISTICS

Official Attendance	35643	Score by Quarters:	1st	2nd	3rd	4th	Total
Weather Conditions	CLEAR-WARM	FSU	7	-	-	6	13
		Houston	-	14	7	-	21

PRINCIPAL INDIVIDUAL PLAYS

List all scoring plays; also non-scoring plays (including punts) gaining 50 yards or more, and all missed field goal attempts.

Under "type of play" indicate rush, pass, int. runback, punt runback, kickoff runback, punt or field goal. List tries-for-points as P.A.T. kick, P.A.T. rush or P.A.T. pass.

On pass play, give passer first, then receiver, and combined yardage of pass and run. Measure runbacks from goal line, if started in end zone. Measure field goal attempts from point of kick. All other plays are measured from line of scrimmage.

Type of Play	Player or Players	Team	Yards	Scored?
PASS	HAMMOND - MANKINS	FSU	8	YES
P.A.T. KICK	ROBERTS	FSU		YES
FIELD GOAL	ROBERTS	FSU	17	NO
PASS	ROBERTS MOREMAN - GLASS	FSU	6	YES
P.A.T. KICK	ROBERTS	FSU		NO
PUNT	HOSACK	FSU	54	
PUNT	HOSACK	FSU	56	
FIELD GOAL	HEBERT	Houston	34	NO
PASS	BURRIS - McVEA	Houston	80	YES
P.A.T. KICK	HEBERT	Houston		YES
PASS	BURRIS - HEBERT	Houston	28	YES
P.A.T. KICK	HEBERT	Houston		YES
PUNT RUNBACK	SPRATT	Houston	82	YES
P.A.T. KICK	HEBERT	Houston		YES
PUNT	HEBERT	Houston	56	

CONDENSED RULES FOR RECORDING FOOTBALL STATISTICS*

(Originated by the N.C.A.A. Football Rules Committee's Sub-committee on Football Statistics)

SECTION 1 — FIRST DOWNS.

A first down shall be recorded whenever the yardsticks are ordered forward by the officials, and when a touchdown is scored from scrimmage (by rushing or passing) within a series of downs starting 10 yards or more from the goal line. A first down is **not** recorded on a touchdown runback, regardless of the distance of the scoring run.

SECTION 2 — RUSHING.

Article 1: All offensive running plays are to be classified as rushing plays, **not** as "plays from scrimmage," since any play begun with a snapback from center actually is a play from scrimmage.

Article 2: Rushing yardage is measured from the line of scrimmage to the point where the ball is declared dead, or is recovered by opponents in the case of a fumble.

Article 3: The rushing total is a **net** figure. All rushing losses must be recorded so as to account for the net figure.

Article 4: All gains on lateral passes which originated or grew out of a rushing play are included in rushing yardage. (See Article 1 of Section 4.)

SECTION 3 — FORWARD PASSING.

Article 1: Forward passing gains or losses are measured from the scrimmage line to the point where the ball is declared dead (or is recovered by opponents in the case of a fumble), so as to include both length of pass and running advance after completion. All yards gained or lost on each completed pass play are credited to **both** the passer and the receiver.

Article 2: Loss from a completed forward pass which did not advance the ball to the scrimmage line is a yardage charge against passing gain.

Article 3: Any loss by a player apparently intending to pass, but thrown behind the line of scrimmage, is recorded as a **loss by rushing**. He is **not** a passer until he has thrown the ball, and he retains at all times the option of running.

Article 4: Interception returns are measured from the point of interception to the point where the ball is declared dead (or is recovered by opponents in the case of a fumble).

Article 5: There is **no** pass completed by penalty. A gain through interference on a passing play is a penalty against the defending team. The passer is **not** charged with a pass attempt, nor credited with a pass completed or yards gained; nor is the intended receiver (or the

player interfered with) credited with a pass caught. The passing team is credited only with a first down by penalty. The defensive (offending) team is charged with a penalty, and the distance from the line of scrimmage to the spot of the penalty under "yards penalized."

Article 6: The forward passer is charged with a forward pass attempt when a forward pass is ruled intentionally grounded.

SECTION 4 — LATERAL PASSING.

Article 1: A lateral pass is always a component of the ultimate play, whether it precedes or follows that play, since the lateral is merely an extension of the original or ultimate play, in effect.

(Approved Ruling — Player A receives a forward pass for a gain of 10 yards, then throws a lateral pass to Player B, who gains an additional 5 yards. Player A is credited with one pass caught and 10 yards under "receiving." Player B is credited with NO pass caught and with 5 yards under "receiving." Player who threw the forward pass is credited with 15 yards under "forward passing.")

(Approved Ruling — Player A catches punt and return 10 yards before throwing a lateral pass to Player B, who returns another 5 yards. Player A is credited with one return and 10 yards under "punt returns." Player B is credited with NO return and with 5 yards under "punt returns.")

Article 2: Incomplete lateral passes are scored as fumbles, and yards lost are charged against the player who, in the scorer's opinion, was responsible for the failure of the pass.

Article 3: Intercepted lateral passes are scored as fumbles, the offensive team being charged with a fumble lost.

Article 4: The official scorer rules on whether a completed pass to a flanker or man-in-motion is a forward or a lateral pass. If the latter, the play is recorded under "rushing." If the pass is incomplete, the subsequent action of the officials reveals whether the pass was a forward or a lateral.

SECTION 5 — TOTAL OFFENSE.

Article 1: Total offense is the combined result of rushing and forward passing **only**, since these two are the only methods by which legal advance can be initiated while retaining possession of the ball.

Article 2: Total offense yardage is the total of **net** gain by rushing and net gain by forward passing. "Receiving" yards gained are **not** included in total offense.

(Continued on back of Form 347-B)

* See the OFFICIAL FOOTBALL STATISTICIANS' MANUAL for complete rulings and interpretations.

TEAM
CODE

521

SUMMARY OF FOOTBALL GAME STATISTICS — Visiting Team

Visiting Team Houston First Downs: (Rush) 3 (Pass) 3 (Pen.) 1 Total 7 Penalties Against: (No.) 6 (Yards) 81 Own Fumbles: (No.) 5 (Lost) 3

Player Code	PLAYER	RUSHING					FORWARD PASSING					TOT. OFFENSE		RECEIVING			INT. RETURNS			PUNTING			PUNT RETURNS			K. O. RETURNS			SCORING							
		Times Carried	Yards Gain	Yards Loss	Net Gain	TD's	No. Att.	No. Comp.	Had Int.	Net Gain	Scoring TD's	Total Plays	Net Gain	No. Caught	Yards Gain	TD's	No. Inter.	Yards Return	TD's	Times Kicked	Yards Kicked	Blkd.	Number Returns	Yards Return	TD's	Number Returns	Yards Return	TD's	Touch-downs	X Pts. Att.	Kick Made	Other X Pts. Att.	Field Goals Made	Goals Made	Points	
04	BEER	A					B					C		D 239 -		E			F				G			H			S							
08	BURRIS	A 1550	19	31	-		B 16	6	2	169	2 -	C 31	200	D		E			F				G			H			S							
34	HEBERT	A					B					C		D 128	1	E			F 623	1 -		G			H			S 133					1 -	9		
53	McVEA	A 1 -	-1	⊖	-		B					C 1	⊖	D 2100	1	E			F				G			H 118	-	S 1							6	
61	NORDEREN	A 32	-	2	-		B					C 3	2	D		E			F				G			H		S								
70	POST	A 1040	13	27	-		B					C 10	27	D 1	2	E			F				G			H 1	27 -	S								
67	SPACIOREK	A					B					C		D		E 334	-	F				G			H			S								
68	PENLOCK	A					B					C		D		E 1	- -	F				G			H			S								
79	SPRATT	A					B					C		D		E			F				G 286	1	H			S 1							6	
	BEAN	A					B					C		D		E			F				G 117		H			S								
		A					B					C		D		E			F				G			H		S								
		A					B					C		D		E			F				G			H		S								
		A					B					C		D		E			F				G			H		S								
		A					B					C		D		E			F				G			H		S								
		A					B					C		D		E			F				G			H		S								
		A					B					C		D		E			F				G			H		S								
		A					B					C		D		E			F				G			H		S								
		A					B					C		D		E			F				G			H		S								
		A					B					C		D		E			F				G			H		S								
		A					B					C		D		E			F				G			H		S								
		A					B					C		D		E			F				G			H		S								
		A					B					C		D		E			F				G			H		S								
		A					B					C		D		E			F				G			H		S								
		A					B					C		D		E			F				G			H		S								
		A					B					C		D		E			F				G			H		S								
		A					B					C		D		E			F				G			H		S								
		A					B					C		D		E			F				G			H		S								
		A					B					C		D		E			F				G			H		S								
		A					B					C		D		E			F				G			H		S								
		A					B					C		D		E			F				G			H		S								
		A					B					C		D		E			F				G			H		S								
		A					B					C		D		E			F				G			H		S								
		A					B					C		D		E			F				G			H		S								
		A					B					C		D		E			F				G			H		S								
		A					B					C		D		E			F				G			H		S								
		A					B					C		D		E			F				G			H		S								
		A					B					C		D		E			F				G			H		S								
		A					B					C		D		E			F				G			H		S								
		A					B					C		D		E			F				G			H		S								
		A					B					C		D		E			F				G			H		S								
		A					B					C		D		E			F				G			H		S								
		A					B					C		D		E			F				G			H		S								
		A					B					C		D		E			F				G			H		S								
		A					B					C		D		E			F				G			H		S								
		A					B					C		D		E			F				G			H		S								
		A					B					C		D		E			F				G			H		S								
		A					B					C		D		E			F				G			H		S								
		A					B					C		D		E			F				G			H		S								
		A					B					C		D		E			F				G			H		S								
		A					B					C		D		E			F				G			H		S								
		A					B					C		D		E			F				G			H		S								
		A					B					C		D		E			F				G			H		S								
		A					B					C		D		E			F				G			H		S								
		A					B					C		D		E			F				G			H		S								
		A					B					C		D		E			F				G			H		S								
		A					B					C		D		E			F				G			H		S								
		A					B					C		D		E			F				G			H		S								
		A					B					C		D		E			F				G			H		S								
		A					B					C		D		E			F				G			H		S								
		A					B					C		D		E			F				G			H		S								
		A					B					C		D		E			F				G			H		S								
		A					B					C		D		E			F			</														

Keep This Copy

FLORIDA STATE UNIVERSITY VS UNIVERSITY OF HOUSTON

September 17, 1966

Doak S. Campbell Stadium, Tallahassee, Fla.

Weather: Clear, Wind S 6

FSU Captains John Stephens
Wayne Giordino

Houston:
Dick Post.

Temp: 79°

Houston won toss, will kick off, seminoles will defend the east.

Brezina kicks to Moreman on 2, return to 9 Satcher

FSU Ball

✓ F9 1-10 Moreman over right end to 19 Peacock
F19 2-1 Mankins thru lg, no gain Phillips
✓ F19 3-1 Hammond passes to Taylor, gain 12
F31 1-10 ~~Hammond~~ pass complete to Sellers on Houston 26 gain 26 yds
H26 1-10 Moreman over lg to 24 2 yds Sproull
H24 2-7 Mankins over rt to 16 gain 8 1st. Down
H16 1-10 Hammond keeps around l end to 9, gain 7 Pen 5 off sides
H21 1-15 Hammond pass complete to Sellers on 9 gain 12
H9 2-3 Moreman around l end to 7 gain 2 Spratt
H7 3-1 Moreman thru r tackle to 5, penalty 5, illegal motion
✓ H12 3-6 Hammond keeps to 8, gain 4
H8 4-2 Hammond pass complete to Mankin for TD

FSU 6 Houston 0 9:59

Roberts kick is good FSU 7 Houston 0

Roberts kicks off to Post on 8, return to 37 Blatt 27 yd return

Houston ball

H37 Burris around l end, to F49, gain 14
F49 1-10 Burris around r. end, gain 9,, Campbell
F42 2-2 Post thru center, no gain Blatt
F42 3-1 Post around l. end, gain Penalty to F 27
F26 1-10 Post fumbles, recovers tackled by Kolbus, lose
F33 2-18 Burris fumbled at 36, Fla recovers

FSU Ball

F36 1-10 Mankins fumbled, recovered by Phillips, lose 2

Houston Ball

F34 1-10 Burris pass inc. to Mc Vae, penalty refused illeg.
F34 2-10 Burris pass intended for Beer inc. too long
F34 3-10 Burris pass inc. to Beer.. Blatt stopped
F34 4-10 Hebert attempt for field goal blocked by Summer

FSU ball

F34 1-10 Moreman around r. end gain 7
F49 2-4 Mankins into l. tackle, gain 3
H48 3-1 Moreman over r. tackle to H 43 First d.
H43 1-10 Hammond pass comp. to Sellers, gain 11
H32 1-10 Moreman thru line for 2, penalty 15 to 44 holding
H44 1-22 Hammond pass com to Sellers, on 30, gain 14
H30 2-8 Hammond pass comp. to Moreman on 23 for 7
H23 3-2 Mankins into r. guard, gain 1
H22 4-1 Hurst into l. tackle, lose 2

Houston Ball

1:55

H23 1-10 Burris pass to McVae incomplete
H23 2-10 Burris keeps, lose to 16 lose 7
H16 3-15 Burris pass comp. to Mc Vae, out of bounds on 36 20 yds
H36 1-10 Post draw play, gain 1 Mathews
H37 2-9 End of quarter

FSU & Houston 0

FSU VS Houston Sept 17, 1966 Second quarter

H37 2-9 Burris pass to Beer incomplete
H37 3-9 Burris hands off to McVae, fumbled on 36
H36 4-9 Hebert kicks to Campbell on 27, 42 yd kick, return 6

FSY Ball 13:45
F28 1-10 Mankins over l. guard, gain 2
F28 2-8 Moreman around l. end, gain 7 on 36
F36 3-2 Moreman around r. end, stopped at line gain 1
F36 4-1 ~~HEBERT~~ Hozak kicks to Spratt 44 yds return was 2 yds

Houston Ball
H23 1-10 Post around r. end for gain of 6 Blatt
H29 2-4 Nordgren fumbled, recovered by Blatt on 29

FSU Ball
H29 1-10 Mankins over l. guard, gain 3
H26 2-7 Hammond pass to Taylor complete 14 yds good protection
H13 1-10 Moreman over l. tackle lose 1 Cunningham
H14 2-11 Hammond pass to Taylor com. at 10
H10 3-7 Hammond pass to Taylor in end zone too long.
H10 4-7 Roberts field goal attempt from 17 is blocked by Cunningham

Houston ball 7:53
✓ H20 1-10 Burris pass to McVea complete for 80 yds
Hebert kick is good

FSU 7 Houston 8

Brezina kicks off for Houston to Moreman on 15, returns to 25

FSU Ball
F25 1-10 Moreman off r. tackle to 30 5 yds
F30 2-5 Mankins around r. end, no gain Brazino
F30 3-5 Hammond long pass inc. to Sellers long. Penalty 15 Houston
F45 1-10 Hammond pass to Moreman deflected by Berry
F45 2-10 Hammond pass intercepted by Paciorec, tackled by Hammond 14 ret/

Houston Ba;;
F49 1-10 MBurriss pass intercepted by Montgomery on S30

FSU Ball 5:03
F30 1-10 Mankins over l. guard Phillips, gain 3
F32 2-8 Hammond hands off to Greene around behind, gain 8, measure
F40 3-1 Hammond over center for first down
F40 1-10 Hammond on pitch out to Sellers inc.
F40 2-10 Hammond pass intercepted by Peacock return to F34 Moreman 2

✓ Houston Ball
F34 1-10 Post around r. end gain 6 out of bounds
F28 2-4 Burris pass complete to Hebert in end zone TD

FSU 8 Houston 13
Hebert kick is good FSU 8 Houston 14 2:28

Brezina kick off to FSU 2 Wethere 1 returns to 18

FSU Ball
F18 1-10 Pajcic pass intended for Sellers is long
F18 2-10 Pajcic pass to Cox is complete, gain 50, penalty FSU illeg rec.
~~XXXXXXXXXX~~
F13 2-15 Pajcic pass to Taylor inc.
FF13 4-15 Hozack kicks to Houston 34, ball dead 55 yds.

Houston Ball 1:18
H34 1-10 Burris pass intended for Bean incomplete
H34 2-10 Burris keeps around l. end, penalty Houston 5
H28 2-15 Burris on keep around r. end, gain 2
H30 3-14 Post on draw up middle, gain 8, penalties refused
H39 4-5 Hebert kicks to FSU 30, downed there 31 yds.

FSU Ball :29
F30 1-10 Pajcic pass inc. Berry breaks it up
F30 2-10 Greene around r. end, Sproull gain 9, penalty Houston 15 yds, I holding
H47 1-10 Pajcic pass intended for Greene inc.

FSU 7 Houston 14

FLASH FOOTBALL STATS

Quick Halftime and After Game Reports of Vital Team Statistics and Individual Leaders

HALFTIME

Circle One

FINAL

TEAM STATISTICS

	FSU	HOUSTON
First Downs	10	4
Rushing Yardage (Net)	72	26
Passing Yardage (Net)	125	128
Passes (Completions-Attempts)	9-18	3-10
Passes Intercepted by	1	2
Faults (Number-Average)	2-49	2-36.5
Fumbles Lost	1	2
Yards Penalized	44	35

INDIVIDUAL LEADERS

F. S. U.

RUSHING	Att'd	Net Yards	Avg.
MOREMAN	10	37	3.7
MANKINS	9	16	1.8
GREEN	2	15	7.5

PASSING	Att'd	Compl.	Net Yards
HAMMOND	13	8	82
MOREMAN	1	1	43
PAJCIC	4	0	0

PASS RECEIVING	No. Rec'd	Net Yards	For TD
TAYLOR	3	30	0
MANKINS	1	8	1
SELLERS	4	80	0

Houston

RUSHING	Att'd	Net Yards	Avg.
POST	7	16	2.3
BURRIS	5	11	2.2

PASSING	Att'd	Compl.	Net Yards
BURRIS	10	3	128

PASS RECEIVING	No. Rec'd	Net Yards	For TD
McVEA	2	100	1
HEBERT	1	28	1

SCORE
7

14

Brazina kicks off to FSU 17 Mankins receives returns 31, Brazina

FSU Ball

F31 1-10 Mankins into the middle for 1
 F34 2-8 Pajcio pass to Mankin incomplete
 F34 3-8 Greene around l. end, out of bounds on 36 gain 2
 F36 4-5 Hozack kicks to H19, Spratt returns for TD 81 yd return
 FSU 7 Houston 20 13:38
 Hebert try for point is good
 FSU 7 Houston 21

Brazina kicks off to FSU 4, Moreman returns to 25 (Handing to Greene)

FSU Ball

F25 1-10 Pajcio to Taylor incomplete Otis
 F25 2-10 Pajcio keeps, loses to 17 Max Cunningham
 F17 3-18 Pajcio pass bounces off Houston player, caught by Cox 17 yds
 F34 4-1 Hozack kicks to Houston 17 dead on 17 49 yds

Houston Ball

H17 1-10 Burris pass to Beer complete on 24 7 yds
 H24 2-3 Burris keeps around l. end for 12 Pask Kolbus
 H37 1-10 Post thrown for loss of 6 Blatt
 H30 2-16 Burris pass to Post complete for 2 Blatt
 H32 3-14 Burris pass intended for McVea inc. Giordino
 H32 4-16 Hebert kicks to FSU 23 Campbell returns to 37 47 yds

FSU Ball

F37 1-10 Greene around l. end, penalty FSU 5 illeg. procedure 78 yds
 F32 1-15 Hammond pass complete to Sellers but penalty stops TD off side
 F27 1-20 Hammond pass to Taylor inc.
 F27 2-20 Greene carries, reverses field, loses 8
 F19 3-28 Hammond pass inc. to Sellers
 F19 4-28 Hozack kicks to H47, Bean returns to F5 33 yd kick

Houston Ball

H35 Nordgren fumble, recovered by FSU C. Pennic

FSU Ball

F34 1-10 Mankins around r. end to 41, gain 7, penalty Houston 15
 F43 1-10 Greene around l. end, gain lose 3
 F47 2-14 Hammond pass complete to Blatt gain 19
 H28 1-10 Greene thru r. guard, gain 5
 H22 2-4 Mankins into line for 2 Gardiner
 H20 3-3 Hammond pitch inc. to Sellers
 H20 4-3 Hammond pass to Mankin complete for 15 yds.
 H6 1-10 Moreman into line for 1 yd.
 H5 2-9 Greene to 2 thru line 3 yds.
 H2 3-2 Hammond pass inc. to Sellers in end zone
 H2 4-2 Moreman stopped on 4 Sproull

Houston Ball

2:57
 H5 1-10 Burris keeps for no gain Blatt
 H6 H6 2-9 Burris keeps thru line no gain Giordino
 H6 H6 3-9 Burris around r. end for gain of 7 Montgomery
 H13 4-2 Hebert kicks to Campbell on F 32, Simpson 46 yds

FSU Ball

F31 1-10 Hammond pass inc. penalty ~~XXXXXXXXXXXXXXXXXXXX~~ against Houston 15
 F47 1-10 Hammond pass inc. to Cox
 F47 2-10 Hammond keeps gains to H37 10 yds

End of Quarter

FSU 7

Houston 21

FSU V Houston Sept. 17, 1966 Fourth Quarter

FSU Ball

H37 1-10 Mankins gain 4
H33 2-6 Greene around r. end for loss of 5 Peacock
H38 3-11 Hammond pass to Mankins complete for 5 Spratt
H33 4-6 Hammond pass complete to Blatt on 20 13 yds Peacock
H20 1-10 Greene pitch to Greene around l. end, penalty houston 9
H9 1-9 Moreman thru line, gain 1 Sproull
H8 2-8 Hammons keeps, out of bounds on 6 Spratt
H6 3-6 Hammond gives to Moreman, pass to ~~Blatt~~ for TD
Glass

Roberts kick is blocked by Cunningham

FSU 13 Houston 21 11:55

Roberts kicks off to Houston on 10, out of bounds will kick again
Roberts kicks off from 35 yd line to Houston on 5, McVea returns to 20
Houston Ball

H20 1-10 Burris caught behind line y Pennie, loss 6
H14 2-16 Burris to Post, fumbles and recovers on 14
H16 3-16 Nordgren on draw stopped gain 1
H15 4-15 Hebert kicks to F35 Campbell returns but kicker roughed.
H30 4-18 Hebert kicks to Campbell on 30 returns to 37 39 yds

FSU Ball

F37 1-10 Moreman around l. end for 17
H46 2-10 Mankins thru middle, gain 5
H42 2-5 Moreman off r. tackle, gain 4
H38 3-3 Moreman off l. guard for 4, first d.
H33 1-10 Mankins off l; tackle gain 6 Cunningham
H28 2-5 Blatt into line, no gain
H28 2-4 Hammond keeps around r. end, gain 1
H26 4-3 Hammond pass knocked down

Houston Ball

5:05

H26 1-10 Burris keeps around l. end Menendez
H25 2-11 Burris pass to Beer gain 33 Montgomery
F42 1-10 Post around r. end, gain 17 Summer
F25 1-10 Burris pass intended for ~~XXXX~~ Hebert intercepted b Montgomery

FSU Ball

3:05

F20 1-10 Pajcic pass inc. to Sellers Peacock
F20 2-10 Hammond pass intercepted by Paciorek on H 41

Houston Ball

H41 1-10 Burris keeps for loss of 1 Blatt
H40 2-11 Burris pass inc. to McVea
H40 3-11 Burris keeps around r. end gain 8 Pennie
H48 4-2 Hebert kicks to out of bounds on F36 16 yds

FSU Ball

F36 1-10 Hammond pass complete to Sellers for 6
F42 2-4 Hammond pass intended for Mankins stopped by Phillips
F42 3-4 Hammonds pass intended for green inc. Peacock
F42 4-4 Hammond pass to Moreman good for 1st. d. on 50 8 yds
F50 1-10 Hammond pass to Sellers, for gain of 29 :59
H21 1-10 Hammond pass out of end zone. Cox was clear
H21 2-10 Hammond pass to Sellers incl.
H21 3-10 Hammond pass to Mankins in end zone incomplete dropped.
H21 4-10 Hammond pass intercepted by Peacock on 3

Houston Ball

:31

H3 1-10 Burris keeps into line Pennie ~~HE~~ ~~XXXX~~ 1 yd.
H4 2-9 Burris into line for no gain Blatt

Final Score: FSU 13 Houston 21

FLASH FOOTBALL STATS

Quick Halftime and After Game Reports of Vital Team Statistics and Individual Leaders

HALFTIME

Circle One

FINAL

TEAM STATISTICS

	FSU	HOUSTON
First Downs	20	7
Rushing Yardage (Net)	124	60
Passing Yardage (Net)	242	169
Passes (Completions-Attempts)	18-43	6-16
Passes Intercepted by	2	4
Punts (Number-Average)	5-47.2	6-38.5
Fumbles Lost	1	3
Yards Penalized	74	81

INDIVIDUAL LEADERS

FSU- 13

RUSHING	Att'd	Net Yards	Avg.
MOREMAN	16	61	3.8
MANKINS	15	41	2.7
HAMMOND	5	18	3.6
GREEN	9	14	1.5

PASSING	Att'd	Compl.	Net Yards
HAMMOND	33	15	176
MOREMAN	2	2	49
PASCIC			

PASS RECEIVING	No. Rec'd	Net Yards	For TD
TAYLOR	3	30	0
SELLERS	6	115	0
MANKINS	3	27	1
MOREMAN	2	15	0
COX	1	17	0
GLASS	3	38	1

HOUSTON- 21

RUSHING	Att'd	Net Yards	Avg.
BURRIS	15	32	2.2
POST	10	27	2.7
NORDGREN	3	2	0.7

PASSING	Att'd	Compl.	Net Yards
BURRIS	16	6	169

PASS RECEIVING	No. Rec'd	Net Yards	For TD
MEVEA	2	100	1
HEBERT	1	28	1
BEER	2	39	0
POST	1	2	0

F.S.U. vs. HOUSTON SEPT 17, 1966

FINAL TEAM FOOTBALL STATISTICS

	<u>F.S.U.</u>	<u>HOUSTON</u>
First Downs Rushing	6	3
First Downs Passing	9	3
First Downs by Penalties	5	1
TOTAL FIRST DOWNS	20	7
Number Attempts Rushing	48	29
Yards Gained Rushing	134	60
Yards Lost Rushing	10	1
NET YARDS GAINED RUSHING	124	60
Number Passes Attempted	43	16
Number Passes Completed	18	6
Number Passes Had Intercepted	4	2
NET YARDS GAINED PASSING	242	169
Number Plays Rushing and Passing	91	45
TOTAL OFFENSE YARDAGE	366	229
Number Opponents Passes Intercepted	2	4
NET YARDS INTERCEPTIONS RETURNED	3	34
Number Times Punted	5	6
Number Punts Had Blocked	0	0
PUNTING AVERAGE, YARDS	47.2	38.5
Number Punts Returned	3	3
NET YARDS PUNTS RETURNED	28	103
Number Kickoffs Returned	5	2
NET YARDS KICKOFFS RETURNED	73	45
Number Times Penalized	9	6
TOTAL YARDS PENALIZED	74	81
Number Times Fumbled	1	5
NUMBER OWN FUMBLES LOST	1	3
<u>F.S.U.</u>	<u>7</u>	<u>6 - 13</u>
<u>HOUSTON</u>	<u>14 7</u>	<u>- 21</u>

Scoring: F.S.U.: MANKIN, PASS FROM HAMMOND; ROBERTS, PAT.(KICK); GLASS, PASS FROM MOREMAN; — HOUSTON: MALVEA, 80 YD. PASS PLAY FROM BURRIS; HEBERT, P.A.T.(KICK); HEBERT, PASS FROM BURRIS; HEBERT, P.A.T.(KICK); SPRATT (PUN); HEBERT, P.A.T.(KICK)

Attendance: 35,643 Weather: CLEAR, WARM

FINAL INDIVIDUAL FOOTBALL STATISTICS

F. S. U.

RUSHING

Player	Att.	Gain	Loss	Net
MOREMAN	16	65	4	61
MANKINS	15	43	-2	41
HAMMOND	5	18	0	18
PATCIC	1	0	-8	-8
GREEN	9	29	15	14
HURST	1	0	1	-1
BLATT	1	0	1	-1

PASSING

Player	Att.	Compl.	Intc.	Yds.
HAMMOND	33	15	4	176
MOREMAN	2	2	0	49
PATCIC	8	1	0	7

PASS RECEIVING

Player	No.	Yds.	TD
TAYLOR	3	30	-
SELLERS	6	115	-
MANKINS	3	27	1
MOREMAN	2	15	-
COX	1	17	-
GLASS	3	38	1

PUNTING

Player	No.	Avg.
HOSACK	5	47.2
HEBERT	6	38.5

KICKOFF RETURNS

Player	No.	Yds.
MOREMAN	2	19
WETHERELL	1	18
MANKINS	1	14
GREEN	1	22

PUNT RETURNS

Player	No.	Yds.
CAMPBELL	3	28

PASS INTERC.

Player	No.	Yds.
MONTGOMERY	2	3

Houston

RUSHING

Player	Att.	Gain	Loss	Net
POST	10	40	13	27
McVEA	1	0	1	-1
BURRIS	15	50	19	31
NORDGREN	3	2	0	2

PASSING

Player	Att.	Compl.	Intc.	Yds.
BURRIS	16	6	2	169

PASS RECEIVING

Player	No.	Yds.	TD
McVEA	2	100	1
HEBERT	1	28	1
BEER	2	39	0
POST	1	2	0

PUNTING

Player	No.	Avg.
HEBERT	6	38.5

KICKOFF RETURNS

Player	No.	Yds.
POST	1	27
McVEA	1	18

PUNT RETURNS

Player	No.	Yds.
CAMPBELL	3	28
SPRATT	2	86
BEAN	1	17

PASS INTERC.

Player	No.	Yds.
PACINREK	3	34
PEACOCK	1	-

QUOTES FROM COACH PETERSON:

~~something~~ "I have to be proud of the defense, they really came through. And except for two mistakes, I thought they played a real fine game.

"Our two backs had just a split second confusion and ran into each other and let McVea lose.

"Houston has a fine football with great speed but we should have beaten them.

~~#mr~~ "I thought the middle of the defensive line must have ~~played~~ played a tremendous ~~game~~ game, especially Larry Pendleton, Mike ~~Blatt~~ Blatt and Wayne Giardino.

"Blatt and Giardino did a fine job on the ~~blitz~~ blitz. We had a good chance to keep Houston down when we first went ahead. But we blew it. We missed one TD when we were down there close and a first down deep in their territory. Penalties hurt ~~us~~ us too.
~~Maximum~~

QUOTES FROM COACH YEOMAN:

"we had planned to throw because i thought it was too early for our running game. After our early fumbles I knew we had to throw."

"There we re a lot of our players who made big ~~plays~~ plays on defense, but I thought end Carl Cunningham made the most. He blocked ^{extra} the ~~extra~~ point and the field goal try. He also did a fine job on stacking up the interference on their sweeps."

"Florida State was a better conditioned team at ~~the~~ this time and you could see it on the field."

HOUSTON NOTES:

The Houston offense for only five minutes in each of ~~the~~ first two quarters. And six minutes in each of the last two periods for a total of 22 minutes on offense and 38 on defense.

Burris' two touchdown passes gave him a total of 15, a new school record.