

ABC TELEVISION NETWORK / 1330 AVENUE OF THE AMERICAS / NEW YORK 19, N.Y.

December 20, 1967

GATOR BOWL SCOUTING REPORT AND ROSTERS

The Gator Bowl (62,295), Jacksonville, Fla.

Penn State vs. Florida State

Saturday, December 30

2:15 p.m., EST, ABC-TV in Color

COACHES & RECORDS

Penn State -- Joe Paterno (Brown, '50) 13-7 in his first two years of head coaching, both at Penn State. Served as aide to Rip Engle for 16 years before succeeding to top spot.

Florida State -- Bill Peterson (Ohio Northern, '46) 41-32-9 in eight years at Florida State. Was offensive line coach under Paul Dietzel at LSU before assuming Seminole post.

BEST TEAMS & PLAYERS

Penn State -- 1962 (9-1, Dave Robinson, E; Roger Kochman, HB) 1959 (8-2, Richie Lucas, QB) 1947 (9-0, Steve Suhey, G).

Florida State -- 1964 (9-1-1, Steve Tensi, QB; Fred Biletznikoff, E) 1958 (7-4, Bobby Renn, HB; Al Ulmer, G) 1949 (9-1, Hugh Adams, T).

(MORE)

REVIEW OF 1967 SEASON

Penn State -- After losing two of their first three (by a total of three points) the Nittany Lions (8-2) came back to take their last seven straight, won the Lambert Trophy -- emblematic of Eastern football supremacy -- and were ranked 10th in the final Associated Press poll.

Florida State -- Seminoles (7-2-1) also won their last seven in a row after a slow start, managing only one tie in their first three. Most important win was the 21-16 season finale win over arch rival Florida which earned the Bowl bid.

PREVIOUS BOWL RECORDS

Penn State -- This will be the Nittany Lions' seventh bowl appearance. Last two were both Gator Bowls, losing to Florida 17-7 in 1962 after beating Georgia Tech 30-15 in 1961. Overall bowl record is 3-2-1. This is the first time these two teams have met.

Florida State -- Although playing intercollegiate football only 21 years, this will be the Seminoles' sixth bowl appearance. Beat Oklahoma 36-19 in 1964 Gator Bowl and lost to Wyoming, 28-20 in last year's Sun Bowl. Overall bowl mark is 2-3.

TYPES OF ATTACK

Penn State -- The Lions play a multiple offense, with emphasis on the winged-T. Paterno employs a wide variety of formations in an attempt to develop outside running and consistent passing. This is the "passingest" team in Penn State history. QB Tom Sherman (25) completed over 50% of his tosses this year and has two top-flight receivers. Tight end Ted Kwalick (82) grabbed 33 and was an AP first-team All-America. Split end Jack Curry (81) caught 41 for 681 yards.

(MORE)

TYPES OF ATTACK (CONT)

Penn State (continued) -- Running backs are speedy and Sherman doesn't hesitate to throw, even in short yardage situations. Look for Kwalick on the end-around once or twice a game.

Florida State -- The Seminoles also feature two top notch receivers, including the other All-America end, Ron Sellers (34). Coming out of the flanker slot, the 6-4 junior caught 70 passes, scored 8 TD's and led the nation with 1,228 yards. Six foot-six Lane Fenner (82) grabbed 25 on the other side. Both usually split out wide to receive QB Kim Hammond's (11) tosses. Hammond, second nationally in total offense, completed 140 passes this year, hitting on 58% of his throws. Peterson says the defense determines the type of offense he'll use. If the receivers are double-covered FSU will go to the run. Otherwise it'll be the wide open, double split end offense.

BASIC DEFENSES

Penn State -- It's difficult to attach any label to the Lions' multiple defenses. A complex system utilizes a five-man line and a rover or monster man jumping in and out of the line. The other two LB's also stunt in and out, gambling that they'll be in the right place at the right time. Twenty-five interceptions and 12 fumble recoveries testify to the success of this method. Opponents were held to 141 points in ten games.

Florida State -- On defense, the Seminoles also use the standard five-man line with three stunting linebackers. There is no monster man, but look for a lot of blitzing. They are not as strong as Penn State and will depend on speed and agility, especially from their trio of linebackers.

(MORE)

MAIN STRENGTH

Penn State -- "Explosiveness" has been the key word, both on offense and defense this year. On the strength of Sherman's arm and the receiving of Kwalick & Co., the Nittany Lions can score fast and often.

Florida State -- The Seminoles too are a high geared, passing oriented team which can score often and from any place on the field. Sellers is considered to be as fine a deep receiver as there is in college ball and the supporting cast is more than adequate to keep the defense honest.

PLAYERS TO WATCH

Penn State -- Ends Kwalick (82) and Curry (81), QB Sherman (25), HB Charlie Pittman (24), the leading rusher, and FB Don Abbey (36) carry the bulk of the offensive load admirably. Soph LB Dennis Onkotz (35), rover Pete Johnson (40) and weakside LB Jim Kates (55) are the reckless trio which sets the tone for the gambling defense. Tackle Mike McBath (79) at 240 lbs. is the heaviest lineman and also the only three-year man on defense.

Florida State -- QB Hammond (11) is an outstanding passer and was the nation's leader in total offense a good portion of the season. Sellers (34) is a genuine All-America receiver and both Fenner (82) and Thurston Taylor (83) are outstanding pass catchers. Top rushers are FB Bill Moremen (30) and HB Larry Green (20). Here too, linebackers are defensive standouts. Trio includes Mike Blatt (40), Doug Gurr (80) and MLB Dale McCullers (50), AP Lineman of the Week after the Memphis State game. Place-kicker Grant Gutherie (33) hit on 14 of 19 field goals, including a 45-yarder.

(MORE)

WHAT THEY SAY

Paterno -- "We have yet to face a team with the passing proficiency of Florida State this year. I think we can move the ball and score against anybody. For this reason I think the Gator Bowl might be a high scoring affair. If the game progresses as the season has, it should be a battle between two explosive football teams, but I don't expect Florida State to dominate the scoring."

Peterson -- "Penn State is extremely big and fast. Like us, they throw the ball well and in addition have a fine running game. I feel that overall this is a better Florida State team than the one which beat Oklahoma in the 1964 Gator Bowl. These factors should make for an interesting game."

ROSTERSPENN STATE

<u>NUMBER</u>	<u>NAME</u>	<u>POSITION</u>
10	Fillmore, Jim	OHB
11	Cirafeski, Wally	DHB
12	Montgomery, Tim	S
14	Spaziani, Frank	DE
15	Moncelsi, Orlando	S
17	Scalise, Terry	QB
22	Burkhart, Charles	QB
23	Campbell, Bob	OHB
24	Pittman, Charles	OHB
25	Sherman, Tom	QB
26	Smith, Neal	DHB
31	Rettig, Bill	FB
32	Cherry, Tom	OHB
33	Lucyk, Dan	FB
35	Onkotz, Denny	LB
36	Abbey, Don	FB
40	Johnson, Pete	LB
41	Bynum, Nat	HB
42	Grimes, Roger	OHB
43	Zubaty, Ed	DHB
44	Capretto, Bob	DHB
45	Richardson, Ed	S
47	Johnson, Paul	OHB
51	Snyder, Terry	OG
52	Radakovich, Dave	LB

(MORE)

PENN STATE (CONT)

<u>NUMBER</u>	<u>NAME</u>	<u>POSITION</u>
53	Lenkaitis, Bill	C
54	Rakiecki, Dave	MG
55	Kates, Jim	LB
56	Anderson, Ken	OT
57	Sebastianelli, Ted	C
58	Linski, Frank	C
60	Bradley, Dave	OG
61	Shaffer, Gary	OG
62	Stofko, Ed	MG
63	Jackson, Tom	OT
64	Mercinko, Dan	OT
65	Kulka, George	OG
66	Coccoli, Don	OG
67	McCormick, Jim	LB
69	Odorisio, Ed	OG
70	McGrath, Tom	DT
71	Krenicky, Doug	DT
72	Ebersole, John	DT
73	Yowell, Bob	OG
74	Daugherty, George	DT
76	Smear, Steve	DT
77	Buzin, Rich	OT
78	Kulka, John	OT
79	McBath, Mike	DT
80	Angevine, Leon	SE
81	Curry, Jack	SE
82	Kwalick, Ted	TE
83	Lippincott, Lincoln	DE
84	Pringle, Frank	LB
85	Litterelle, Jim	DE
86	Horst, Tim	DE
87	Anderson, Carl	SE
88	Williams, Gary	TE
90	Zelinsky, Joe	DE
91	Churchick, Tom	OG

FLORIDA STATE

11	Hammond, Kim	QB
12	Hiatt, Phil	QB
14	Cappleman, Bill	QB
15	Warren, Tommy	DB
16	Pajcic, Gary	QB
17	Page, Mike	DB
18	Burton, Clint	DB
19	Abraira, Phil	E
20	Green, Larry	HB

(MORE)

FLORIDA STATE (CONT)

<u>NUMBER</u>	<u>NAME</u>	<u>POSITION</u>
21	Jones, Donovan	FB
22	Eason, Chuck	DB
24	Sumner, Walt	DB
27	Cox, Billy	E
28	Wetherell, T. K.	DB
29	Pickens, Chuck	DF
30	Moremen, Bill	HB-FB
31	Gunter, Bill	HB
32	Chereshkoff, Ed	HB
33	Gutherie, Grant	PK
34	Sellers, Ron	FL
35	Gray, Mike	FL
40	Blatt, Mike	LB
41	Crowe, John	DB
42	Cheshire, Bill	P
43	Montgomery, Hal	DB
44	Pittman, John	FB
46	Huggins, Charlie	DB
47	Benson, Joe	LB
49	Eagerton, Terry	FB
50	McCullers, Dale	LB
51	Hughes, Billy	C
52	McDuffie, Wayne	C-G
54	Montford, Ron	MG
55	Mosley, Ted	C
56	Lohse, Henry	G
57	Kinnan, Joe	T
58	Jones, Rich	T
59	Loner, Frank	PK
60	Rice, Barry	LB
61	Elliott, Chuck	LB
62	Rice, Beryl	LB
63	McLean, Richard	G
64	Walker, Stan	G
66	Hart, Ken	C-G
67	Bugar, Mike	MG
68	Pendleton, Larry	G
70	Sewell, Tony	T
71	Zion, Harvey	T
72	Logan, Randy	T
73	Johnston, Duke	T
75	Rhodes, Billy	T
76	Fenwick, Jack	T
77	Curchin, Jeff	T
78	Johnson, Wayne	T
79	Vohun, Frank	T
80	Gurr, Doug	DE

(MORE)

FLORIDA STATE (CONT)

<u>NUMBER</u>	<u>NAME</u>	<u>POSITION</u>
81	Tyson, Jim	E
82	Fenner, Lane	FL
83	Taylor, Thurston	E
84	Glass, Chip	FB
85	Ratliff, Floyd	DE
86	Hall, Randy	E
87	Yeldell, Bill	E
88	Jones, Jerry	DE
89	Menendez, Bob	DE


* * *

1967 RESULTS (7-2-1)

OPPONENT	FSU	OPP	CROWD
Houston at Houston	12	33	40,336
Alabama at Birmingham	37	37	71,299
North Carolina State at Tallahassee	10	20	34,573
Texas A&M at College Station	19	18	20,000
South Carolina at Tallahassee	17	0	33,022
Texas Tech at Tallahassee	28	12	33,179
Mississippi State at Tallahassee	24	12	21,774
Memphis State at Memphis	26	7	30,304
Virginia Tech at Tallahassee	38	15	29,856
Florida at Gainesville	21	16	62,944
	233	170	377,287

1968 SCHEDULE

Sept. 21	Maryland at College Park
Sept. 28	Florida at Tallahassee
Oct. 5	Texas A&M at Tallahassee
Oct. 19	Memphis State at Tallahassee
Oct. 26	South Carolina at Columbia
Nov. 2	Virginia Tech at Tallahassee
Nov. 9	Mississippi State at State College
Nov. 16	North Carolina State at Raleigh
Nov. 23	Wake Forest at Tallahassee
Nov. 29	Houston at Tallahassee



DECEMBER 30

FLORIDA STATE UNIVERSITY



PRESIDENT

John E. Champion

In one short score of years, Florida State has transformed from a strong liberal arts college for women (until 1947) to a University of demonstrated national stature.

Founded in 1857, Florida State is located in the capital city of the Sunshine State, Tallahassee. The University shares with the city a continuing growth marked by new programs, record enrollments and constant physical expansion.

Florida State points with pride to its All-America's (Fred Biletnikoff, 1964 and Ron Sellers, 1967) as well as its share of the 1966 Nobel Prize Winner in Chemistry (Dr. Robert S. Mulligan) and Astronaut Anthony Llewellyn.

The current enrollment stands at more than 15,000 students, and the figure is expected to reach 28,000 by 1975 as Florida State continues moving rapidly to its designated role of leadership as a senior university in Florida's system of public higher education.

GENERAL INFORMATION

FLORIDA STATE UNIVERSITY

LOCATION: Tallahassee, Florida

PRESIDENT: Dr. John E. Champion

ENROLLMENT: 15,202

COLORS: Garnet and Gold

NICKNAME: Seminoles

BAND: Marching Chiefs

STADIUM: Doak S. Campbell (40,500)

CONFERENCE: Independent

FLORIDA STATE ATHLETIC COMMITTEE

Robert Earnest, Professor, Business (Chairman); Mode L. Stone, Professor, School of Education; Coyle E. Moore, Dean, School of Social Welfare; Ralph Bradley, Professor and Dept. Head, Statistics; William W. Rogers, Associate Professor History; Charles Grigg, Professor of Sociology & Director of Institute for Social Research; William H. Long, Assistant Professor Department of Meteorology; Mary Alexander, Associate Professor Physical Education and Recreation; Mason Ladd, Dean, College of Law; John Carey, Vice President for Student Affairs.

HEAD FOOTBALL COACH

BILL PETERSON



Since he became Florida State's fifth modern-day football coach in 1960, Bill Peterson has taken giant strides to lift the struggling independent university from the ranks of Southeastern football mediocrity.

In 1964, playing with the first team recruited entirely by his staff, Peterson coached the Seminoles to an 8-1-1 record and a 36-19 victory over Oklahoma in Jacksonville's Gator Bowl.

The 1964 team compiled the best record of any Florida State team since the Seminoles began playing a major college schedule in 1955. It also produced the Tribe's first victory over cross-state rival Florida, and the school's first consensus All-America, Fred Biletnikoff.

While building a strong foundation for Florida State's gridiron future, Peterson has made the Seminoles one of the nation's most exciting football teams. He believes in a pass-oriented, pro-type offense, combined with a hard-nosed gambling defense, and his Seminoles have ranked high in both categories.

In 1966 Peterson directed an exciting sophomore and junior laden team to a 6-4 record and a shot at Wyoming at the Sun Bowl in El Paso. This club, led by quarterback Gary Pajcic and flanker Ron Sellers, equalled or broke many of the 1964 club's records.

In 1963 and again in 1964 Peterson was selected "Coach of the Week" by one of the nation's leading wire services. He received the honor following Florida State's 24-0 victory over Miami in the 1963 opener, and again in '64 when the Seminoles downed the then fifth-ranked Kentucky Wildcats.

A native of Toronto, Ohio Peterson was an end and team captain at Ohio Northern University, graduating in 1946.

He was offensive line coach at Louisiana State University under Paul Dietzel and is credited with the procurement and development of many of the players on LSU's 1958 national champions.

The Seminole head coach has done graduate work at both West Virginia and LSU. He is a member of the Methodist Church.

He and his wife Marjorie have five sons: Ron, Tommy, Jon, Billy and David.

THE FOOTBALL FAMILY



VAUGHN MANCHA
Athletic Director



KEN MacLEAN
Ass't. to AD



BOB HARBISON
Defensive Chief



DON BREAUX
Offensive Chief



NEIL SCHMIDT
Offensive Backs



BOBBY JACKSON
Defensive Ends
Linebackers



GARY WYANT
Defensive Backs



JOE GIBBS
Offensive Line



GENE McDOWELL
Freshman



DOUG HAFNER
Head Recruiter




DON FAULS
Head Trainer



LONNIE BURT
Sports Info. Dir.


SEMINOLE STARS



RON SELLERS

A consensus All-America, and only a junior, Sellers has already broken nearly every Florida State Season and Career pass receiving record. Nicknamed Jingle-Joints by the Houston players last year, because of his loping stride, he was second in the nation in pass receiving through Nov. 30.

	Passes Caught	Yards	TD
1967	70	1228	8
Career	131	2262	13



KIM HAMMOND

Hammond finished the regular season as the nation's number two quarterback in total offense, was fifth in the Heisman balloting, and made the second team UPI All-America squad, in addition to breaking several Florida State records.

	Passing Att/Comp	Pct.	Yds.	Int.	TD	Times Rushing	Net Yards	TD	Total Offense
1967	241/140	58.1	1991	10	15	56	83	2	2074
Career	366/205	56.0	2982	10	21	85	116	2	3098

1967 FLORIDA STATE FINAL FOOTBALL STATISTICS (7 - 2 - 1)

FSU	RESULTS	OPP.			
233	Points	170			
200	Total First Downs	146			
76	First Downs Rushing	80			
111	First Downs Passing	51			
13	First Downs Penalty	15			
371	Number Rushing Plays	445			
1470	Yards Gained Rushing	1894			
268	Yards Lost Rushing	385			
1202	Net Yards Rushing	1509			
3.2	Rushing Average	3.4			
352	Passes Attempted	194			
190	Passes Completed	86			
21	Passes Had Intercepted	17			
2584	Yards Gained Passing (Net)	1146			
723	Total Plays	639			
3786	Total Net Gain	2655			
53	Number of Punts	62			
0	Punts Had Blocked	1			
2015	Punting Yardage	2508			
38.1	Punting Average	40.5			
31	Punts Returned	26			
195	Yards Punts Returned	276			
57	Penalties	54			
566	Yards Penalized	618			
21	Fumbles	30			
13	Fumbles Lost	12			
11	TDs Running	17			
18	TDs Passing	5			
1	TDs By Punt Returns	0			
30	PAT Attempted	22			
26	PAT Kicks Made	11			
0	PAT Pass or Run Made	3			
14	Field Goals Attempted	12			
9	Field Goals Made	7			
17	Passes Intercepted	21			
191	Yards Interceptions Returned	281			
35	Kickoffs Returned	45			
614	Yards Kickoffs Returned	875			
PUNT RETURNS	NO.	YARDS	AVE	TD	LONG
Sumner	17	150	8.9	1	75
Wetherell	10	18	1.8	0	16
Crowe	2	5	2.5	0	3
Elliott	1	13	13.0	0	13
Page	1	9	9.0	0	9
KICKOFF RET.					
Moremen	22	448	20.3	0	40
Green	8	118	14.8	0	19
Gunter	3	36	12.0	0	13
D. Jones	1	12	12.0	0	12
Glass	1	0	0.0	0	0
INTERCEPTIONS					
Eason	4	19	4.8	0	10
Wetherell	3	66	22	0	35
Crowe	3	12	4.0	0	8
Sumner	2	0	0	0	0
McCullers	1	74	74	0	74
Montgomery	1	18	18	0	18
J. Jones	1	2	2	0	2
Blatt	1	0	0	0	0
Hodges	1	0	0	0	0

RUSHING	TC	GAIN	LOSS	NET	AVE	TD
Moremen	94	451	12	439	4.7	5
Green	121	450	49	401	3.3	1
Gunter	58	234	9	225	3.9	3
Hammond	56	196	113	83	1.5	2
Pajcic	15	63	23	40	2.7	0
Eagerton	3	20	0	20	6.7	0
D. Jones	9	27	10	17	2.0	0
Blatt	3	4	0	4	1.3	0
Pittman	2	3	0	3	1.5	0
Glass	2	2	1	1	.5	0
Abraria	1	0	0	0	0	0
Cappelman	6	20	25	-5	-.9	0
Guthrie	1	0	26	-26	...	0
PASSING	ATT	COMP	INT	YDS	TD	LONG
Hammond	241	140	10	1991	15	73
Pajcic	98	43	10	507	2	46
Cappleman	5	4	0	27	0	14
Moremen	8	3	1	59	1	48
RECEIVING	NO	YARDS	AVE	TD	LONG	
Sellers	70	1228	17.5	8	73	
Taylor	24	253	10.1	1	21	
Fenner	25	300	12.0	1	34	
Moremen	20	198	9.9	3	31	
Glass	17	184	10.8	1	26	
Cox	16	167	10.4	2	30	
Green	12	194	16.2	2	44	
D. Jones	3	14	4.7	0	15	
Gunter	2	28	14.0	0	15	
Abraira	1	18	18.0	0	18	
SCORING	TDS	FGA	FGM	EPA	EPM	TP
Guthrie	0	14	9	27	26	53
Moremen	8	0	0	0	0	48
Sellers	8	0	0	0	0	48
Gunter	3	0	0	1	0	18
Green	3	0	0	0	0	18
Cox	2	0	0	0	0	12
Hammond	2	0	0	2	0	12
Fenner	1	0	0	0	0	6
Glass	1	0	0	0	0	6
Sumner	1	0	0	0	0	6
Taylor	1	0	0	0	0	6
PUNTING	NO	YARDS	AVE	LONG		
Cheshire	51	1936	38.0	61		
Chapman	2	79	39.5	40		
SCORE BY QUARTERS						
FSU	38	54	58	83	—	233
OPP	41	26	58	45	—	170
FSU	OPPONENT	SCORE	ATT			
13	Houston (A)	33	40,336			
37	Alabama (A)	37	71,299			
10	N. C. State (H)	20	34,573			
19	Texas A & M (A)	18	20,000			
17	South Carolina (H)	0	33,022			
28	Texas Tech (H)	12	33,179			
24	Mississippi State (H)	12	21,774			
26	Memphis State (A)	7	30,304			
38	Virginia Tech (H)	15	29,856			
21	Florida (A)	16	62,944			

BEST SINGLE GAME PERFORMANCES

TOTAL OFFENSE—369 yards by Joe Majors vs. Tampa, 1959 (56 rush, 313 pass)

YARDS GAINED PASSING
369 by Kim Hammond 1967 vs. Mississippi State

PASSES ATTEMPTED
53 by Gary Pojic vs. VPI, 1966 (completed 28)

PASSES COMPLETED
28 by Gary Pojic vs. VPI, 1966 (att. 53)

PASSES CAUGHT

13 by Ron Sellers vs. Alabama, 1967
13 by Ron Sellers vs. V.P.I., 1966

13 by Fred Biletnikoff vs. Oklahoma (Gator Bowl), 1965

YARDS RECEIVING PASSES
229 by Ron Sellers vs. V.P.I., 1967

YARDS GAINED RUSHING
161 by Buddy Strauss vs. Mississippi College, 1949

BEST SEASONAL PERFORMANCES BY FLORIDA STATE PLAYERS (1947 - 1967)

POINTS SCORED

68 by Fred Biletnikoff, 1964

TOUCHDOWNS SCORED
11 by Fred Biletnikoff, 1964

YARDS RUSHING
747 by Buddy Strauss, 1949

TIMES CARRIED
188 by Buddy Strauss, 1949

YARDS PASSING
1683 by Steve Tensi, 1964

PASSES ATTEMPTED
247 by Ed Pritchett, 1965

PASSES COMPLETED

140 by Kim Hammond, 1967

TOUCHDOWN PASSES THROWN
15 by Kim Hammond, 1967

PASSES CAUGHT
70 by Ron Sellers, 1967

YARDS RECEIVING PASSES
1228 by Ron Sellers, 1967

TOUCHDOWN PASSES CAUGHT
11 by Fred Biletnikoff, 1964

TOTAL OFFENSE (Rushing, Passing)
2074 by Kim Hammond (1991, 83)

BEST CAREER PERFORMANCES BY FLORIDA STATE PLAYERS (1947 - 1967)

POINTS SCORED

128 by Fred Biletnikoff, 1962-64

TOUCHDOWNS
21 by Fred Biletnikoff, 1962-64

TOUCHDOWN PASSES THROWN
33 by Steve Tensi, 1962-64

PASSES CAUGHT
131 by Ron Sellers, 1967

YARDS GAINED RUSHING (carries)
1580 by Fred Pickard (353), 1957-59

PASSES ATTEMPTED
508 by Steve Tensi, 1962-64

PASSES COMPLETED

275 by Steve Tensi, 1962-64

YARDS GAINED PASSING
3697 by Steve Tensi, 1962-64

YARDS RECEIVING PASSES
2262 by Ron Sellers, 1967

TOUCHDOWN PASSES CAUGHT
20 by Fred Biletnikoff, 1962-64

TOTAL OFFENSE (Yards rushing, passing)
3609 by Steve Tensi, 1962-64 (-88, 3697)

FLORIDA STATE'S LONGEST PLAYS (1947 - 1967)

LONGEST TOUCHDOWN RUNS FROM SCRIMMAGE, 81 yards by Fred Pickard vs. V.P.I. 1957

LONGEST RUNS FROM SCRIMMAGE WITHOUT SCORING, 76 yards by Roy Thompson vs. Stetson, 1951

LONGEST TOUCHDOWN PLAY, ANY SITUATION, 100 yards by Bill Moremen and T. K. Wetherell vs. Kentucky, 1965 (Lateral on KO return)

LONGEST TOUCHDOWN PASSES, 86 yards from Gary Pojic to Ron Sellers vs. Wake Forest, 1966

LONGEST PUNT RETURNS, 80 yards by Bill Odom vs. Stetson, 1954 (TD)

LONGEST KICKOFF RETURNS, 100 yards by Bill Moremen and T. K. Wetherell vs. Kentucky, 1965 (TD, lateral)

LONGEST INTERCEPTION RETURNS, 99 yards by Ted Hewitt vs. Stetson, 1948 (TD)

OTHER FLORIDA STATE RECORDS

PUNTS

Longest Punt—84 yards by Tommy Brown vs. Tampa, 1950

Most team punts in a single game—11 vs. Baylor, 1965

Most punts single game, individual—11 by John Hosack vs. Baylor, 1965

Most team punts season—61, 1965

Most punts by an individual in season, 61 by John Hosack, 1965

Most punts in career—169 by Charlie Calhoun, 1961-63

Best punting average, career—37.6 by Bobby Renn, 1956-58 (nine punts)

Best punting average, season—41.9 by Pat Versprille, 1955

FIELD GOALS AND EXTRA POINTS

Most field goals, single game, team—3 vs. Florida, 1964 and Alabama, 1967

Most field goals, single game, individual—3 by Les Murdock vs. Florida, 1964; 3 by Grant Guthrie vs. Alabama, 1967

Most field goals, Season—9 by Les Murdock, 1964 and Grant Guthrie, 1967

Most field goals in career—11 by Pete Roberts, 1965-66

Longest Field Goal—45 yards by Grant Guthrie vs. VPI, 1967

Most extra points, season—26 by Grant Guthrie, 1967 (27 attempts)

Most extra points career—49 by Johnny Sheppard, 1956-58 (55 attempts)

KICK-OFF AND PUNT RETURNS

Most punts returned season—20 by Bill Campbell, 1965

Best punt return average season—15.7 yards by Tommy Brown, 1951

Best kick-off return average season—31.8 by Lee Corso, 1954

OFFENSE

Most victories in single season—8 in 1949, 50, 54, 64

Most defeats in single season—8 in 1952

Most ties in single season—3 in 1962

Most points scored in season—272 in 1949

Fewest points scored in season—18 in 1947

Most points scored in single game—74 vs. Whiting Field, 1949

Most points scored in single game—individual—24 by Fred Biletnikoff vs. Oklahoma (Gator Bowl), 1965 and Jim Mankins vs. Texas Tech, 1966

Most touchdowns scored in single game—4 by Fred Biletnikoff vs. Oklahoma (Gator Bowl), 1965 and Jim Mankins vs. Texas Tech, 1966

Most touchdowns passes thrown in single game, individual—5 by Steve Tensi vs. Oklahoma, (Gator Bowl), 1965

Most touchdown passes caught in single game, individual—4 by Fred Biletnikoff vs. Oklahoma, (Gator Bowl), 1965

Greatest Margin of Victory—74-0 vs. Whiting Field, 1949

Greatest Margin of Defeat—0-49 vs. Georgia, 1959

Total offense, season—3786 yards, 1967 (2584 passing, 1202 rushing)

Total yards passing, season—2084 yards, 1967

Total yards rushing season—2194 in 1949

Total offense, single game—548 vs. Memphis State, 1967 (230 rushing, 318 passing)

Total yards passing, single game—377 vs. Mississippi State, 1967

Total yards rushing single game—383 vs. Abilene Christian, 1957

Touchdown responsibility, season—17 by Kim Hammond, 1967 (15 passing, 2 scored)

Touchdown responsibility career—34 by Steve Tensi, 1962-64 (33 passing, 1 scored)

Times rushing, individual, single game—29 by Fred Pickard vs. Georgia, 1949; 29 by Larry Green vs. Memphis State, 1967

Passes attempted, season—352, 1967

Passes completed, season—190, 1967

Passes attempted, game—56 vs. Virginia Tech, 1966

Passes completed, game—29 vs. Virginia Tech, 1966

Fewest passes had intercepted in season—7 in 1947

Most passes had intercepted, season—21, 1954 and 1967

DEFENSE

Fewest points allowed, season—54 in 1950

Most points allowed, season—261 in 1952

Most passes intercepted, season—24 in 1949

Most passes intercepted, season, individual—8 by Curt Campbell, 1951

Most passes intercepted, single game—7 vs. Virginia Tech, 1959

Most passes intercepted game, individual—3 by Tommy Brown vs. Stetson 1950 and Georgia 1952; Lee Corso vs. Georgia, 1954; and Bud Whitehead vs. Virginia Tech, 1959.

Most opponents punts blocked season—4 in 1951

1967 ROSTER AND DEPTH CHART

OFFENSE

SPLIT END

82 Lane Fenner
27 Bill Cox

LEFT TACKLE

76 Jack Fenwick
66 Ken Hart

LEFT GUARD

52 Wayne McDuffie
66 Ken Hart

CENTER

50 Ted Mosley
51 Bill Hughes

RIGHT GUARD

68 Larry Pendleton
64 Stan Walker

RIGHT TACKLE

75 Billy Rhodes
78 Wayne Johnson

TIGHT END

83 Thurston Taylor
84 Chip Glass

QUARTERBACK

11 Kim Hammond
16 Gary Pajcic

LEFT HALFBACK

20 Larry Green
31 Bill Gunter

FLANKER

34 Ron Sellers
19 Phil Abraira

FULLBACK

30 Bill Moreman
21 Donovan Jones

1967 FLORIDA STATE FOOTBALL ROSTER

No.	Name	Pos.	Class	Age	Hgt.	Wgt.	Hometown
11	Kim Hammond	QB	Sr.	23	6-1	190	Melbourne
14	Bill Cappleman	QB	So.	20	6-3	205	Dunedin
15	Tommy Warren	DB	So.	19	6-1	185	Miami
16	Gary Pajcic	QB	Jr.	20	6-2	192	Jacksonville
17	Mike Page	DB	So.	20	5-10	175	Winter Haven
18	Clint Burton	DB	Jr.	20	6-2	180	Atlanta, Ga.
19	Phil Abraira	E	So.	19	6-0	180	Ft. Lauderdale
20	Larry Green	HB	Sr.	22	5-10	173	Cairo, Ga.
21	Donovan Jones	FB	Sr.	22	6-1	206	Lakeland
22	Chuck Eason	DB	Jr.	20	5-10	195	Tallahassee
24	Walt Sumner	DB	Jr.	20	6-1	172	Ocala, Ga.
27	Billy Cox	E	Jr.	20	6-1	182	Atlanta, Ga.
28	T. K. Wetherell	DB	Sr.	22	5-10	185	Daytona Beach
29	Chuck Pickens	DB	So.	19	5-10	190	Etowah, Tenn.
30	Bill Moreman	HB-FB	Sr.	22	5-11	188	Daytona Beach
31	Bill Gunter	HB	Jr.	21	6-0	171	Dothan, Ala.
33	Grant Guthrie	PK	So.	19	6-0	207	Claymont, Del.
34	Ron Sellers	FL	Jr.	20	6-4	187	Jacksonville
35	Mike Gray	FL	So.	19	6-3	190	Lake Mary
40	Mike Blatt	LB	Sr.	21	5-11	203	Key West
41	John Crowe	DB	Jr.	20	6-2	173	St. Cloud
42	Bill Cheshire	P	So.	19	6-0	183	Odum, Ga.
43	Hal Montgomery	DB	Jr.	20	5-11	176	Bountstown
44	John Pittman	FB	Jr.	21	5-11	195	Brunswick, Ga.
47	Joe Benson	LB	Jr.	22	5-10	197	Birmingham, Ala.
49	Terry Eagerton	FB	So.	20	5-10	190	Jacksonville
50	Dale McCullers	LB	Jr.	20	6-2	200	Live Oak
51	Billy Hughes	C	So.	19	6-1	221	Rockledge
52	Wayne McDuffie	C-G	Sr.	23	6-2	223	Hawkinsville, Ga.
54	Ron Montford	MG	So.	19	6-0	195	Bountstown
55	Ted Mosley	C	Jr.	20	6-2	202	Tampa
57	Joe Kinnan	T	Sr.	22	6-0	206	Bradenton
58	Rich Jones	T	Jr.	21	6-0	203	River Vale, N. J.
59	Frank Loner	PK	Jr.	21	6-0	196	Atlanta, Ga.
60	Barry Rice	LB	So.	19	6-1	188	Fernandina Beach
61	Chuck Elliott	LB	Jr.	21	6-0	197	Troy, Ohio
62	Beryl Rice	LB	So.	19	6-1	186	Fernandina Beach
63	Richard McLean	G	Jr.	21	6-0	189	Holly Hill
64	Stan Walker	G	So.	19	6-2	210	Tallahassee
66	Ken Hart	C-G	Jr.	21	6-3	217	Groveland
67	Mike Bugar	MG	Jr.	21	5-10	206	Youngstown, Ohio
68	Larry Pendleton	G	Jr.	21	6-0	206	Winter Garden
70	Tony Sewell	T	So.	21	6-5	220	Union Springs, Ala.
71	Harvey Zion	T	Jr.	20	5-11	212	Atlanta, Ga.
72	Randy Logan	T	Jr.	22	6-1	230	Seal Beach, Calif.
73	Duke Johnston	T	So.	19	6-2	229	Ft. Lauderdale
75	Billy Rhodes	T	Jr.	21	6-2	245	Eustis
76	Jack Fenwick	T	Jr.	21	6-4	225	Norwood, Ohio
77	Jeff Curchin	T	So.	19	6-6	247	Ocala
78	Wayne Johnson	T	So.	20	6-3	230	Macon, Ga.
79	Frank Vohun	T	So.	20	6-3	223	Brooksville
80	Doug Gurr	DE	Jr.	20	6-2	195	Albany, Ga.
81	Jim Tyson	E	So.	19	6-1	188	Pahokee
82	Lane Fenner	FL	Sr.	21	6-5	202	Evansville, Ind.
83	Thurston Taylor	E	Sr.	21	6-2	222	Atlanta, Ga.
84	Chip Glass	FB	Jr.	20	6-4	225	Tampa
85	Floyd Ratliff	DE	So.	19	6-4	195	Jesup, Ga.
87	Bill Yeldell	E	So.	20	6-1	190	Jacksonville
88	Jerry Jones	DE	Sr.	22	6-1	193	Jesup, Ga.
89	Bob Menendez	DE	Sr.	22	5-10	195	Key West

SPECIALISTS

33 Grant Guthrie, PK
42 Bill Cheshire, punts

DEFENSE

LEFT END

85 Floyd Ratliff
80 Doug Gurr

LEFT TACKLE

79 Frank Vohun
73 Duke Johnston

RIGHT TACKLE

57 Joe Kinnan
71 Harvey Zion

RIGHT END

89 Bob Menendez
88 Jerry Jones

LEFT LINEBACKER

61 Chuck Elliott
67 Mike Bugar

MIDDLE LINEBACKER

50 Dale McCullers
47 Joe Benson

RIGHT LINEBACKER

40 Mike Blatt
84 Chip Glass

LEFT CORNERBACK

24 Walt Sumner
15 Tommy Warren

RIGHT CORNERBACK

17 Mike Page
15 Tommy Warren

LEFT SAFETY

41 John Crowe
43 Howell Montgomery

RIGHT SAFETY

22 Chuck Eason
18 Clint Burton

ALL-AMERICA SELECTIONS

Ron Sellers:
FIRST TEAM SELECTION
Football News, Football Coaches, NEA, Associated Press
SECOND TEAM SELECTION
United Press International.

Kim Hammond:
SECOND TEAM SELECTION
United Press International, Associated Press
Honorable Mention, NEA
Fifth in Heisman Trophy balloting

AP Back of the Week: Kim Hammond for Florida Game (National and Southeastern)
Kim Hammond for Alabama Game (Southeastern)

UPI Backfield of the Week: Kim Hammond for Alabama Game (National)

AP Lineman of the Week: Dale McCullers for Memphis State Game (National and Southeastern)

AP Honorable Mention All-America's: Grant Guthrie, kicker; Dale McCullers, linebacker

Florida State ratings in the NCAB stats for November 29.
Team Total Offense: Florida State, 10th
Team Passing Offense: Florida State, fourth
Individual Total Offense: Kim Hammond, second
Individual Forward Passing: Kim Hammond, fourth
Pass Receiving: Ron Sellers, second
Kick Scoring: Grant Guthrie, ninth

All-State selections:
Kim Hammond, Ron Sellers, Thurston Taylor, Jack Fenwick, Wayne McDuffie on offense; Mike Blatt, Dale McCullers and Bob Menendez on defense.

Sports Illustrated rated the Seminoles the third best team in the South.

TRAVEL PLANS

Florida State resumed practice Dec. 15 and will continue working in Tallahassee until Dec. 20 when the Seminoles disband for the Christmas Holidays.

They report back to Tallahassee at noon Dec. 26 and practice until Dec. 28 when they travel to Jacksonville. The Seminoles, following a working drill, depart Tallahassee at 12:30 Dec. 28, arriving for an afternoon workout at the Jacksonville Baseball Park.

Florida State also plans a 2:30 p. m. workout Dec. 29 in the baseball park.

Sports Information Director Lonnie Burt will arrive in Jacksonville Dec. 26 and stay at team headquarters, the Roosevelt Hotel.

HOUSTON, Texas, Sept. 15.—The Seminoles got off to a rocky start as a combination of the Astrodome and Houston's Cougars proved to be too much.

Gary Pajcic started at quarterback for the Seminoles as the Tribe received the opening kickoff. They maintained possession for only two plays, however, as a Pajcic aerial was picked off deep in Seminole territory. With less than two minutes gone, Houston held a 7-0 lead.

The Seminoles were unable to move on the ensuing kickoff and following a punt by Bill Cheshire, the Cougars marched 51 yards in nine plays for their second touchdown. The remainder of the first half was a defensive stalemate that saw eight punts and two intercepted passes.

A fumble recovery on the Florida State 20 and a 49-yard drive resulted in two more touchdowns for the Cougars as they took a 26-0 lead into the final period. Early in the fourth quarter the Texans moved 41 yards in seven plays for their final score.

With less than six minutes left in the contest Kim Hammond was finally able to move the Tribe into the end zone following a fumble recovery at the Cougar 34. The touchdown came on a six-yard pass from Hammond to Lane Fenner. With one minute left in the contest Hal Hodges intercepted a Houston pass in the end zone, and the Seminoles' Hammond moved 80 yards for the final score, a six-yard toss to Thurston Taylor on the last play of the game.

Playing less than half the game, Hammond completed 15 of 29 passes for the Seminoles and netted another 18 yards rushing. Taylor was the leading receiver with five catches for 63 yards.

	First Downs	Yards Rush	Yards Pass	Passing Att./Comp.	Had Fumbles Int.	Lost	Punting Punts/Avg.	Penalties No./Yds.	Score by Quarters
Florida State	16	44	162	49-19	5	2	7-38.0	5-35	0-0-0-13-13
Houston	19	226	129	19-9	3	1	7-42.8	7-92	13-0-13-7-33

Scoring Summary: Florida State—Fenner 6-yard pass from Hammond (Guthrie kick), Taylor 6-yard pass from Hammond (kick failed); Houston—McVea 10-yard run (Hebert kick), Woodall 7-yard run (kick failed); Gipson 2-yard run (Hebert kick), Bailey 1-yard run (kick failed), Gipson 10-yard run (Hebert kick). Attendance—40,336.

FLORIDA STATE 37, ALABAMA 37

BIRMINGHAM, Ala., Sept. 23—This is one game Florida State fans will remember for a long time. The Seminoles were a solid three-touchdown underdog and many Crimson Tide faithful didn't believe it would be that close.

Before six minutes were gone in the first period, however, the unbelievable had happened—Florida State led by two touchdowns. The first score came on a 12-yard, Kim Hammond to Ron Sellers pass following a fumble recovery at the Alabama 38. Minutes later, the inspired Seminole defense held the Tide to just six yards in three plays and forced a punt. Walt Sumner gathered the ball in at the 25, broke toward the left sideline and raced 75 yards for a touchdown.

The Seminole defense stopped the Tide once again after the kickoff, but a Tribe fumble on its own 14 led to 'Bama's first score on a yard keeper by Kenny Stabler. A two-point conversion was good and the Tribe lead was cut to 14-8. Following a Florida State punt, Stabler moved the Crimson Tide 63 yards in four plays with the touchdown coming on a 51-yard aerial to Dennis Homan. The extra point kick gave 'Bama a 15-14 lead at the quarter.

The Seminoles regained the lead 17-15 as Grant Guthrie kicked the first of three field goals early in the second period. The Tide rolled right back into the lead as Ed Morgan scored to make it 22-17 Alabama. Late in the first half Hammond hit Larry Green with a 13-yard touchdown pass to give the Seminoles a 24-22 lead at intermission.

A 38-yard field goal by Guthrie in the opening minutes of the third period stretched the Seminoles lead to 27-22 which they protected until the frantic fourth quarter.

Early in the final stanza, Stabler hit Homan with a 17-yard touchdown pass and then kept on a two-point conversion for a 30-27 lead. The Seminoles took the kickoff, and on the passing of Hammond marched to the Alabama seven. On fourth down Guthrie was again called in and kicked his third three-pointer to tie the score 30-30.

Then it was Alabama's turn. Stabler hit Homan with a 55-yard pass to the Florida State 18, and four plays later Morgan crashed over for what many thought was the Tide's winning score. Florida State, and Hammond, were not through yet, however, and the Seminole senior directed a near perfect 65-yard drive for the score. The touchdown came on a third down pass to Bill Moreman at the eight. At this point the Seminoles trailed 37-36 and had the option of one or two-point conversion try. Coach Bill Peterson called for one point and a tie. Guthrie's attempt was good (it was his 13th point of the night) and the Seminoles had scored as many points on Alabama in one night as the Crimson Tide had given up during the entire 1966 regular season.

Hammond finished the night with 23 completions in 40 attempts for 280 yards and three touchdowns against the defense that had been tops in the nation a year earlier. For his effort he was named Southeast Back of the Week by the Associated Press and to the UPI National Backfield of the Week.

It was an outstanding night for All-America Ron Sellers also, as he caught 13 passes for 165 yards and one touchdown.

	First Downs	Yards Rush	Yards Pass	Passing Att./Comp.	Had Int.	Fumbles Lost	Punting Punts/Avg.	Penalties No./Yds.	Score by Quarters
Florida State	21	120	287	43-24	2	1	4-26.7	8-62	14-10-3-10—37
Alabama	17	95	192	20-11	2	1	5-34.2	3-25	15-7-0-15—37

Scoring Summary: Florida State—Sellers 12-yard pass from Hammond (Guthrie kick); Sumner 75-yard punt return (Guthrie kick); Guthrie 27-yard field goal; Green 13-yard pass from Hammond (Guthrie kick); Guthrie 38-yard field goal; Guthrie 23-yard field goal; Moremen 8-yard pass from Hammond (Guthrie kick); Alabama—Stabler 2-yard run (run good); Homan 51-yard pass from Stabler (Davis kick); Morgan 10-yard run (Davis kick); Homan 17-yard pass from Stabler (run good); Morgan 3-yard run (Davis kick). Attendance—71,299.

NORTH CAROLINA STATE 20, FLORIDA STATE 10

TALLAHASSEE, Sept. 30—If the Seminoles could have one game to play over this season, this is the one they would choose. The Wolfpack brought an unbeaten club into Campbell Stadium, ready to make a name for itself, and found the Tribe still up in the air about Alabama.

Neither team was able to show too much offense in the first quarter and the only threat was a 38-yard field goal attempt by N. C. State which Walt Sumner blocked. Early in the second period the Wolfpack found paydirt when quarterback Jim Donnan broke loose for 49 yards and a touchdown on a quarterback keep which caught the Seminoles in a blitzing defense. Late in the same period Gerry Warren, the nation's kick-scoring leader, added a field goal for a 10-0 North Carolina State lead at the half.

A short Wolfpack punt in the third period gave the Seminoles possession at the N. C. State 28. Gary Pajcic needed only three plays, the last a 25-yard pass to Ron Sellers, to get the score. Grant Guthrie added a field goal moments later to tie it up, and the Seminoles appeared to have regained their momentum.

The 'Pack jumped in front on a fourth quarter field goal by Warren, and then stymied the Seminole offense with a pair of interceptions, one of which was turned into a touchdown.

	First Downs	Yards Rush	Yards Pass	Passing Att./Comp.	Had Int.	Fumbles Lost	Punting Punts/Avg.	Penalties No./Yds.	Score by Quarters
Florida State	13	36	167	38-17	2	1	6-36.3	4-30	0-0-10-0—10
N. C. State	17	213	79	11-8	0	2	5-36.4	3-25	0-10-0-10—20

Scoring Summary: Florida State—Sellers 25-yard pass from Pajcic (Guthrie kick); Guthrie 23-yard field goal. N. C. State—Bowers 49-yard run (Warren kick); Warren 34-yard field goal; Warren 40-yard field goal; Barchuk 2-yard run (Warren kick). Attendance—34,573.

FLORIDA STATE 19, TEXAS A&M 18

COLLEGE STATION, Texas, Oct. 7—Both sides were struggling to come up off the floor in this one, since the Aggies and the Seminoles were winless after their first three starts.

The game started in a Texas downpour and the Aggies jumped out to a 9-0 halftime lead on a 25-yard field goal and a 45-yard Edd Hargett to Larry Stegent pass. The Seminoles were stymied by fumbles and erratic play during the first two periods and their only threat ended when Grant Guthrie's 22-yard field goal was wide.

The rain let up in the second half and the Seminoles were able to get their passing game back in operation. Midway through the third period, Hammond hit Sellers with a 61-yard TD aerial and Guthrie's kick closed the gap to 9-7. A second Aggie field goal stretched the lead to 12-7, however, as the teams battled into the final stanza.

Halfback Bill Gunter gave the Seminoles their first lead of the night with a six-yard run early in the fourth quarter. It was the junior halfback's first play from scrimmage this year. A two-point pass attempt was incomplete and the Tribe held a narrow 13-12 lead with 13:31 left in the game. The Aggies bounced right back, and taking full advantage of a 24-yard interference call, marched 69 yards in six plays to regain the lead.

The touchdown came on a six-yard Stegent run. Chuck Eason broke up a two-point conversion try and the Texans led 18-13. The Seminoles took the Aggie kickoff and marched from their own 29 to the A&M eight in eight plays. A Hammond pass intended for Lane Fenner was intercepted in the end zone, however, ending the drive and apparently killing the Tribe hopes. After a quick first down, Stegent came loose of the football on a jarring tackle and John Crowe recovered for the Seminoles at the Aggie 27. On the first play Bill Moreman went through left tackle for the score and Florida State's first win.

	First Downs	Yards Rush	Yards Pass	Passing Att./Comp.	Had Int.	Fumbles Lost	Punting Punts/Avg.	Penalties No./Yds.	Score by Quarters
Florida State	20	194	221	25-15	2	3	6-40.0	7-82	0-0-7-12—19
Texas A&M	13	63	188	21-10	2	2	7-47.1	6-61	3-6-3-6—18

Scoring Summary: Florida State—Sellers 61-yard pass from Hammond (Guthrie kick); Gunter 6-yard run (pass failed); Moremen 27-yard run (run failed). A&M—Riggs 25-yard field goal; Stegent 45-yard pass from Hargett (kick failed); Riggs 27-yard field goal; Stegent 6-yard run (pass failed). Attendance 20,000.

FLORIDA STATE 17, SOUTH CAROLINA 0

TALLAHASSEE, Oct. 14—The Seminoles returned to Campbell Stadium to open a three-game home stand and a chance to even their record. The Gamecocks, Coached by Paul Dietzel (Bill Peterson's boss when they were both at LSU), had just suffered their first defeat a week earlier after three straight wins.

The Seminoles pulled out the stops in this one, and after receiving the opening kickoff, had the fans on their feet with a razzle-dazzle opening play. Kim Hammond took the snap from center and handed to Gary Pajcic, who lined up at a halfback position. The Tribe's backup signal caller rolled to his right and lofted a long pass to Ron Sellers. The South Carolina defenders were called for pass interference giving Florida State a first down at the Gamecock 30. Six plays later Bill Moremen took the ball in, going straight up the middle for a yard.

The game settled down after that and the Seminoles led 7-0 until late in the third period when Grant Guthrie added a 24-yard field goal. In the fourth quarter Bill Gunter raced nine yards for the game's final score.

The defense was the most pleasing factor in this one for the Seminoles. It also marked the first time Peterson was able to make a large number of substitutions, including the first substitute of the year in the interior offensive line.

	First Downs	Yards Rush	Yards Pass	Passing Att./Comp.	Had Int.	Fumbles Lost	Punting Punts/Avg.	Penalties No./Yds.	Score by Quarters
Florida State	23	181	171	24-13	0	0	7-39.4	6-61	7-0-3-7—17
South Carolina	14	102	128	25-11	5	0	6-42.8	4-70	0-0-0-0—0

Scoring Summary: Florida State—Moremen 1-yard run (Guthrie kick); Guthrie 24-yard field goal; Gunter 9-yard run (Guthrie kick); Attendance—33,022.

FLORIDA STATE 28, TEXAS TECH 12

TALLAHASSEE, Oct. 21—It was Homecoming for the Seminoles and the Tribe was facing its third Texas team and the second from the Southwest Conference.

A scoreless tie was broken on the first play of the second quarter as Tech's Kenny Vinyard booted a 42-yard field goal for a 3-0 lead. The Seminoles charged right back, however, scoring twice in three minutes to lead 14-3 at the half. The Tribe touchdowns came on an 11-yard Gary Pajcic to Ron Sellers pass and a seven yard Bill Moremen run.

The Seminoles marched 70 yards with the second half kickoff for another score. Again, it was Moremen carrying it over, and the Tribe led 21-3. A 50-yard Vinyard field goal (the longest ever kicked against the Seminoles) closed the gap to 21-6, and after recovering a Seminole fumble on the 25-yard line, Scovell scored cutting the Seminole lead to nine points. On the opening play of the final quarter Pajcic hit Sellers with a 46-yard pass to the Tech six. Bill Gunter took it from there and the Seminole grads had a 28-12 win to remember.

	First Downs	Yards Rush	Yards Pass	Passing Att./Comp.	Had Int.	Fumbles Lost	Punting Punts/Avg.	Penalties No./Yds.	Score by Quarters
Florida State	21	62	260	30-19	1	4	5-41.2	4-40	0-14-7-7—28
Texas Tech	19	227	51	19-4	2	0	7-46.1	7-114	0-3-9-0—12

Scoring Summary: Florida State—Sellers 11-yard pass from Pajcic (Guthrie kick); Moremen 7-yard run (Guthrie kick); Moremen 2-yard run (Guthrie kick); Gunter 6-yard run (Guthrie kick). Texas Tech—Vinyard 42-yard field goal; Vinyard 50-yard field goal; Scovell 8-yard run (pass failed). Attendance—33,179.

FLORIDA STATE 24, MISSISSIPPI STATE 12

TALLAHASSEE, Oct. 28—An apparent Seminole runaway vanished suddenly in the third quarter, as the stubborn Bulldogs proved to have a lot more bite than their 1-4 record indicated.

Neither team mounted a serious threat in the first quarter, but early in the second period a 51-yard Hammond to Sellers pass put the Seminoles deep in Mississippi State territory. From the Miss. State eight three plays were able to gain only five yards as the Bulldogs dug in. On fourth down Hammond slipped, while backing into the pocket, forcing the Tribe to give up the ball.

The Seminoles came charging back the next time they got the ball and Grant Guthrie broke the scoring ice with a 31-yard field goal. With less than a minute in the half, Hammond hit Chip Glass with an eight-yard scoring pass to give the Seminoles a 10-0 advantage at intermission.

When the Seminoles capped a 75-yard second half drive with a 32-yard, Hammond-to-Larry Green aerial, it appeared the Tribe was on its way to a big win. The Bulldogs didn't believe it, however, as they picked off a Gary Pajcic pass at the Seminole 19 and two plays later were on the scoreboard. Three minutes later they had another score on a 30-yard pass following a second interception. The Seminoles moved 76 yards in 11 plays to the game's final score in the fourth period as the Tribe began to overpower the outmanned Bulldogs. Hammond hit Bill Moremen for the score.

The Seminoles set a new team passing mark of 382 yards in this one.

	First Downs	Yards Rush	Yards Pass	Passing Att./Comp.	Had Int.	Fumbles Lost	Punting Punts/Avg.	Penalties No./Yds.	Score by Quarters
Florida State	22	101	377	44-23	3	0	5-42.2	5-60	0-10-7-7—24
Mississippi State	5	156	45	12-2	1	0	9-36.0	1-5	0-0-12-0—12

Scoring Summary: Florida State—Guthrie 31-yard field goal; Glass 8-yard pass from Hammond (Guthrie kick); Green 32-yard pass from Hammond (Guthrie kick); Moremen 4-yard pass from Hammond (Guthrie kick). Miss. State—Corbett 13-yard run (run failed); Sisk 30-yard pass from Pharr (run failed). Attendance—21,774.



BILL MOREMEN, the Seminoles hard running fullback, is the team's leading rusher with 439 yards.

FLORIDA STATE 26, MEMPHIS STATE 7

MEMPHIS, Tenn., Nov. 4—The Seminoles took to the road for the first time in a month and there was a lot at stake in this one. After being winless in its first three game, the Tribe was now protecting a four-game winning streak. The game was on regional television and the Tigers had what was believed to be the toughest defense Florida State had faced.

Memphis State had five wins, including one over Mississippi, against a single loss going into this one. Any fears Florida State followers had were dispelled by quarterback Kim Hammond and linebacker Dale McCullers. Hammond led the Tribe to a record-breaking 548-yards total offense and McCullers played the best game of his career. He was named National Lineman of the Week by the AP.

The Seminoles scored with two minutes left in the first quarter on a five-yard run by Larry Green. It took the Tigers only 19 seconds to tie the score, however, as quarterback Ricky Thurow kept for 59 yards and a touchdown. That was all the scoring McCullers and Co. would allow the Tigers though, and behind field goals of 22 and 34 yards by Grant Guthrie the Seminoles led 13-7 at the half.

The Seminoles drove to the Tiger 14 in the third quarter, but three successive penalties put them back to midfield, stalling the threat. In the final stanza, Bill Moremen drove one yard and Hammond kept for three to add two more scores and give the Seminoles a 26-7 win.

With Memphis State driving in the closing seconds of the game, McCullers personally dropped the Tiger quarterbacks for losses of 10, two and nine yards on three of the last four plays.

	First Downs	Yards Rush	Yards Pass	Passing Att./Comp.	Int.	Had Fumbles Lost	Punting Punts/Avg.	Penalties No./Yds.	Score by Quarters
Florida State	26	230	318	39-26	2	0	2-42.0	6-60	7-6-0-13—26
Memphis State	8	184	19	4-2	1	2	4-37.5	7-67	7-0-0-0—7

Scoring Summary: Florida State—Green 5-yard run (Guthrie kick); Guthrie 22-yard field goal; Guthrie 37-yard field goal; Moremen 1-yard run (pass failed); Hammond 3-yard run (Guthrie kick). Memphis State—Thurow 59-yard run (Stevens kick). Attendance—30,304.

FLORIDA STATE 38, VIRGINIA TECH 15

TALLAHASSEE, Nov. 11—Back in Campbell Stadium for their last appearance before the home folks, the Seminoles faced the old nemesis Virginia Tech. The Gobblers were the only team to defeat Florida State's 1964 Gator Bowl Champions and last year they pinned a loss on the Seminoles before a regional television audience.

The Tribe was looking for its sixth straight win, a streak that could only be matched by the undefeated Seminole team of 1950. Grant Guthrie put the Seminoles out front early with a record-breaking 45-yard field goal. In the second period Billy Cox pulled in a Kim Hammond aerial and scampered into the end zone with the Tribe's first touchdown.

Leading 10-0 at the half, the Seminoles quickly expanded the margin as Hammond hit All-America Ron Sellers with a 73-yard bomb. Sellers made a spectacular run eluding Techs All-America safety Frank Loria to score. The Gobblers narrowed the gap to 17-7 on an Al Kincaid pass, but Bill Moremen hit Sellers on the fullback option for another Seminole TD. A pass interception by Chuck Eason set up another score moments later, the payoff a 10-yard aerial from Hammond to Sellers.

Ken Edwards added another touchdown for Tech before the end of the third period and Kincaid added a two-point conversion to make the score 31-15. In the fourth period Hammond found Cox again for a 13-yard scoring play and Guthrie added the point for a 38-15 final.

The Seminoles played this one without Head Coach Bill Peterson on the sidelines. The Tribe mentor was at home in bed under doctor's orders following a series of freakish accidents.

	First Downs	Yards Rush	Yards Pass	Passing Att./Comp.	Int.	Had Fumbles Lost	Punting Punts/Avg.	Penalties No./Yds.	Score by Quarters
Florida State	22	119	390	36-21	3	2	2-34.0	7-66	3-7-21-7—38
Virginia Tech	12	86	169	33-18	1	0	8-33.9	8-103	0-0-15-0—15

Scoring Summary: Florida State—Guthrie 45-yard field goal; Cox 30-yard pass from Hammond (Guthrie kick); Sellers 73-yard pass from Hammond (Guthrie kick); Sellers 4-yard pass from Moremen (Guthrie kick); Sellers 10-yard pass from Hammond (Guthrie kick). V. P. I.—Edwards 17-yard pass from Kincaid (Utin kick); Edwards 1-yard run (Kincaid run). Attendance—29,856.

FLORIDA STATE 21, FLORIDA 16

GAINESVILLE, Nov. 25—This was THE GAME with a Gator Bowl invitation ready for the winner. The Seminoles were looking for their first Florida Field victory in eight tries.

The Gators scored first, taking a 3-0 lead on Wayne Barfield's 29-yard field goal. A nine-yard pass from Kim Hammond to Bill Moremen later in the first period gave the Seminoles a 7-3 lead, and they were never behind again. The play climaxed a nearly flawless 97-yard, eight play drive. Hammond sneaked over from the one in the second period to give Florida State a 14-3 lead. Midway through the second quarter, Hammond was knocked unconscious on a hard tackle while he was getting off a pass.

With Hammond out, the Seminoles were unable to generate much of an offense and when Tommy Christian bulled his way up the middle for a four-yard third period touchdown, Florida was back in the ball game.

Hammond did not return to the Seminole bench after the half and was treated by the team physician in the dressing room throughout the third period. Early in the final quarter he reappeared with the Seminoles bogged down on their own eight yard line. On his first play from scrimmage, Hammond hit Ron Sellers on a spectacular 51-yard pass play. After a run gained three yards, Hammond again went to the air, this time Sellers grabbed the ball deep in the Florida end zone for the game-winning touchdown. Florida's Larry Smith scored the game's final touchdown.

Although Hammond played less than half the game, he completed seven passes for 157 yards and two touchdowns. His efforts won him Southeast and National Back of the Week honors. Sellers, who learned after the game he was selected to the Coaches All-America team, caught seven passes for 153 yards. A rugged Florida State defense led by Dale McCullers, Mike Blatt and Bob Menendez caused the Gators to loose four fumbles.

	First Downs	Yards Rush	Yards Pass	Passing Att./Comp.	Int.	Had Fumbles Lost	Punting Punts/Avg.	Penalties No./Yds.	Score by Quarters
Florida State	16	115	230	24-13	1	0	6-56.7	6-70	7-7-0-7—21
Florida	22	157	146	30-11	0	4	4-44.7	8-56	3-0-6-7—16

Scoring Summary: Florida State—Moremen 9-yard pass from Hammond (Guthrie kick); Hammond 1-yard run (Guthrie kick); Sellers 38-yard pass from Hammond (Guthrie kick). Florida—Barfield 29-yard field goal; Christian 1-yard run (pass failed); Smith 4-yard run (Barfield kick). Attendance—62,944.

FLORIDA STATE

ALPHABETICAL ROSTER

No.	Name	Pos.	Ht.	Wt.	Age	Class	Hometown
19	Abraira, Phil	E	6-0	180	19	Soph.	Ft. Lauderdale
47	*Benson, Joe	LB	5-10	197	22	Jr.	Birmingham, Ala.
40**	Blatt, Mike	LB	5-11	203	21	Sr.	Key West
67	*Bugar, Mike	G	5-10	206	21	Jr.	Youngstown, Ohio
18	*Burton, Clint	DB	6-2	180	20	Jr.	Atlanta, Ga.
14	Cappleman, Bill	GB	6-3	205	20	Soph.	Dunedin
42	Cheshire, Bill	E	6-0	183	19	Soph.	Odum, Ga.
27	*Cox, Billy	E	6-1	182	20	Jr.	Atlanta, Ga.
41	*Crowe, John	DB	6-2	173	20	Jr.	St. Cloud
77	Churchin, Jeff	T	6-6	247	19	Soph.	Ocala
49	Eagerton, Terry	FB	5-10	190	20	Soph.	Jacksonville
22	*Eason, Chuck	DB	5-10	183	20	Jr.	Tallahassee
61	*Elliott, Chuck	LB	6-0	197	21	Jr.	Troy, Ohio
82	*Fenner, Lane	FL	6-5	202	21	Sr.	Evansville, Ind.
76	*Fenwick, Jack	T	6-4	225	21	Jr.	Norwood, Ohio
84	*Glass, Chip	E	6-4	225	20	Jr.	Tampa
35	Gray, Mike	FL	6-3	190	19	Soph.	Lake Mary
20**	Green, Larry	DB	5-10	173	22	Sr.	Cairo, Ga.
31	Gunter, Bill	HB	6-0	171	21	Jr.	Dothan, Ala.
80	*Gurr, Doug	E	6-2	195	20	Jr.	Albany, Ga.
33	Guthrie, Grant	PK	6-0	207	19	Soph.	Claymont, Del.
11	*Hammond, Kim	QB	6-1	190	23	Sr.	Melbourne
66	*Hart, Ken	G	6-3	217	21	Jr.	Groveland
51	Hughes, Bill	C	6-1	221	19	Soph.	Rockledge
78	Johnson, Wayne	T	6-3	230	20	Soph.	Macon, Ga.
73	Johnston, Duke	T	6-1	229	19	Soph.	Ft. Lauderdale
21	Jones, Donovan	FB	6-1	206	22	Sr.	Lakeland
88**	Jones, Jerry	E	6-1	193	22	Sr.	Jesup, Ga.
58	Jones, Richie	E	6-0	203	21	Jr.	River Vale, N. J.
57	*Kinnan, Joe	T	6-0	206	22	Sr.	Bradenton
72	Logan, Randy	T	6-1	230	22	Jr.	Seal Beach, Calif.
59	*Loner, Frank	PK	6-0	196	21	Jr.	Atlanta, Ga.
50	McCullers, Dale	LB	6-2	200	20	Jr.	Live Oak
52**	McDuffie, Wayne	C	6-2	223	23	Sr.	Hawkinsville, Ga.
63	McLean, Richard	G	6-0	189	21	Jr.	Holly Hill
89	*Menendez, Bob	E	5-10	195	22	Sr.	Key West
54	Montford, Ronnie	G	6-0	195	19	Soph.	Blountstown
43	*Montgomery, Howell	DB	5-11	176	20	Jr.	Blountstown
30**	Moremen, Bill	HB	5-11	188	22	Sr.	Daytona Beach
55	Mosley, Ted	C	6-2	202	20	Jr.	Tampa
17	Page, Mike	DB	5-10	175	20	Soph.	Winter Haven
16	*Pajcic, Gary	QB	6-2	192	20	Jr.	Jacksonville
68	Pendleton, Larry	G	6-0	206	21	Jr.	Winter Garden
29	Pickens, Chuck	DB	5-10	190	19	Soph.	Etowah, Tenn.
44	*Pittman, John	FB	5-11	195	21	Jr.	Brunswick, Ga.
85	Ratliff, Floyd	E	6-4	195	19	Soph.	Jesup, Ga.
75	*Rhodes, Billy	T	6-2	244	20	Jr.	Eustis
60	Rice, Barry	LB	6-1	188	19	Soph.	Fernandina Beach
62	Rice, Beryl	LB	6-1	186	19	Soph.	Fernandina Beach
34	*Sellers, Ron	FL	6-4	187	20	Jr.	Jacksonville
70	Sewell, Tony	T	6-5	220	21	Soph.	Union Spgs, Ala.
24	*Sumner, Walt	DB	6-1	172	20	Jr.	Ocilla, Ga.
83**	Taylor, Thurston	E	6-2	222	21	Sr.	Atlanta, Ga.
81	Tyson, Jim	E	6-1	188	18	Soph.	Pahokee
79	Vohun, Frank	T	6-3	223	20	Soph.	Brooksville
64	Walker, Stan	G	6-2	210	19	Soph.	Tallahassee
15	Warren, Tommy	DB	6-1	185	19	Soph.	Miami
87	Yeldell, Bill	E	6-1	190	20	Soph.	Jacksonville
71	*Zion, Harvey	T	5-11	212	20	Jr.	Atlanta, Ga.

STATISTICAL LEADERS

FLORIDA STATE

1967 INDIVIDUAL STATISTICS

RUSHING				
	Carries	Yds.	Avg.	TD
Moremen	94	439	4.7	5
Green	121	401	3.3	1
Gunter	58	225	3.9	3
Hammond	56	83	1.5	2
Pajcic	15	40	2.7	0

PASSING				
	Att.	Cmp.	Yds.	Pct. TD
Ham'd	241	140	1991	58.6 15
Pajcic	98	43	507	43.9 2

RECEIVING			
No.	Yds.	Ave.	TD
Sellers	70	1228	17.5 8
Taylor	24	253	10.1 1
Fenner	25	300	12.0 1
Moremen	20	198	9.9 3
Glass	17	184	10.8 1
Cox	16	167	10.4 2
Green	12	194	16.2 2

SCORING				
	TDS.	FG	Pat Kick	TP
Guthrie	0	9-14	26-27	53
Moremen	8	0	0	48
Sellers	8	0	0	48
Gunter	3	0	0-1	13
Green	3	0	0	18
Cox	2	0	0	12
Hammond	2	0	0-2	12

PENN STATE

1967 INDIVIDUAL STATISTICS

RUSHING				
	Carries	Yds.	Avg.	TD
Pittman	119	580	4.9	6
Abbey	93	386	4.2	5
Campbell	36	247	6.9	2
Lucyk	60	170	2.8	3
Sherman	69	145	2.1	1

PASSING				
	Att.	Cmp.	Yds.	Pct. TD
Sher'n	205	104	1616	50.7 13
Burkhart	21	6	101	28.6 0

RECEIVING			
No.	Yds.	Avg.	TD
Curry	41	681	16.9 2
Kwalick	33	563	17.1 4
Abbey	10	148	14.8 4
Campbell	6	52	8.7 1
Johnson	5	129	25.8 1

SCORING				
	PAT- TD	PAT- Kick	Other FG	Pts.
Abbey	9	23-26	1	3-14 88
Pittman	7	0	0	0 42
Kwalick	4	0	2	0 28
Lucyk	4	0	1	0 26
Campbell	3	0	1	0 20
Onkotz	3	0	0	0 18
O	0	0	0	0 0

PENN STATE

ALPHABETICAL ROSTER

No.	Name	Pos.	Ht.	Wt.	Age	Class	Hometown
36	Abbey, Don	FB	6-2	230	19	So.	S. Hadley, Mass.
87	Anderson, Carl	SE	6-1	173	20	Jr.	Franklin, Pa.
56	Anderson, Ken	OT	6-3	217	19	So.	Barnesboro, Pa.
80	*Angevine, Leon	SE	6-2	196	20	Jr.	Pleasleeville, N.Y.
60	*Bradley, Dave	OG	6-3	234	20	Jr.	Burnham, Pa.
22	Burkhart, Charles	QB	6-0	187	19	So.	McKees Rocks, Pa.
77	*Buzin, Rich	OT	6-4	238	21	Sr.	Youngstown, Ohio
41	Bynum, Nat	HB	6-2	165	19	So.	Philadelphia, Pa.
23	*Campbell, Bob	OHB	6-0	183	20	Jr.	Apalachin, N.Y.
44	*Capretto, Bob	DHB	5-11	178	21	Sr.	Jeannette, Pa.
32	Cherry, Tom	OHB	6-1	207	19	Jr.	Pittsburgh, Pa.
91	Chunchick, Tom	OG	6-2	215	19	So.	Monaca, Pa.
11	Cirafesi, Wally	DHB	6-2	178	19	So.	S. Plainfield, N.J.
66	Coccoli, Don	OG	5-11	206	20	Sr.	McKees Rocks, Pa.
81**	Curry, Jack	SE	6-0	178	21	Sr.	Danville, Pa.
74	Daugherty, George	DT	6-5	224	20	Jr.	Irwin, Pa.
72	Ebersole, John	DT	6-3	223	18	So.	Altoona, Pa.
10	Fillmore, Jim	OHB	5-8	178	19	So.	Pittsburgh, Pa.
42	*Grimes, Roger	OHB	6-0	204	20	Sr.	Cornwall, Pa.
86	*Horst, Tim	DE	6-3	199	20	Jr.	Ashtabula, Ohio
63	Jackson, Tom	OG	6-3	218	19	So.	Scotch Plains, N.J.
47	Johnson, Paul	OHB	6-0	178	19	So.	Cazenovia, N.Y.
40	Johnson, Pete	LB	6-2	211	18	So.	N. Plainfield, N.J.
55	Kates, Jim	LB	6-1	222	19	So.	Plainfield, N.J.
71	Krenicky, Doug	DT	6-4	236	20	Jr.	S. Plainfield, N. J.
65	Kulka, George	OG	6-4	191	18	So.	Ludlow, Pa.
78	*Kulka, John	OT	6-4	213	19	Jr.	Ludlow, Pa.
82	*Kwalick, Ted	TE	6-3	222	20	Jr.	McKees Rocks, Pa.
53**	Lenkaitis, Bill	C	6-2	241	21	Sr.	Youngstown, Ohio
58	Linski, Frank	C	6-4	230	21	Sr.	Newark, N.J.
83	Lippincott, Lincoln	DE	6-3	190	21	Jr.	Sullivan's Island, S.C.
85	*Litterelle, Jim	DE	6-1	198	21	Sr.	Mineola, N.Y.
83	*Lucyk, Dan	FB	6-1	204	21	Sr.	Mahanoy City, Pa.
79*	*McBath, Mike	DT	6-4	240	21	Sr.	Woodbury, N.J.
67	*McCormick, Jim	LB	6-0	193	21	Sr.	Coraopolis, Pa.
70	McGrath, Tom	DT	6-3	223	21	Sr.	Butler, Pa.
64	Mercinko, Dan	OT	6-2	223	19	So.	Youngstown, Pa.
15	Moncelsi, Orlando	S	5-10	171	19	So.	Nutley, N.J.
12	*Montgomery, Tim	S	5-10	182	22	Sr.	Kane, Pa.
69	Odorisio, Ed	OG	6-2	206	19	So.	Latrobe, Pa.
35	Onkotz, Denny	LB	6-2	205	19	So.	Northampton, Pa.
24	Pittman, Charles	OHB	6-1	182	19	So.	Baltimore, Md.
84	*Pringle, Frank	DE	6-0	204	20	Sr.	Johnstown, Pa.
52	Radakovich, Dave	LB	5-11	204	19	So.	W. Mifflin, Pa.
54	Rakiecki, Dave	MG	6-3	190	18	So.	Kane, Pa.
31**	Rettig, Bill	FB	5-11	220	21	Sr.	Butler, Pa.
45	Richardson, Ed	S	6-0	173	20	Jr.	Philadelphia, Pa.
17	Scalise, Terry	DHB	6-0	185	19	So.	Wintersville, Ohio
57	Sebastianelli, Ted	C	6-1	219	20	Jr.	Peckville, Pa.
61	Shaffer, Gary	OG	6-2	204	20	Jr.	Johnstown, Pa.
25**	Sherman, Tom	QB	6-0	188	21	Sr.	Rimersburg, Pa.
76	Smear, Steve	DT	6-1	217	19	So.	Johnstown, Pa.
26	Smith, Neal	DHB	5-11	174	19	So.	Selinsgrove, Pa.
51	Snyder, Terry	OG	6-2	205	20	Jr.	Franklin, Pa.
14	*Spaziani, Frank	DE	6-2	206	20	Jr.	Clark, N.J.
62	Stofko, Ed	MG	6-0	214	18	So.	Johnstown, Pa.
88	Williams, Gary	TE	6-1	215	19	So.	Reading, Pa.
73	Yowell, Bob	OG	6-2	219	20	Jr.	Alexandria, Va.
90	Zelinsky, Joe	DE	6-3	225	20	Sr.	Seltzer, Pa.
43	Zubaty, Ed	DHB	6-0	190	21	Sr.	Blairsville, Pa.

NUMERICAL ROSTER

11—Kim Hammond	QB
14—Bill Cappleman	QB
15—Tommy Warren	DB
16—Gary Pajcic	QB
17—Mike Page	DB
18—Clint Burton	DB
19—Phil Abaira	E
20—Larry Green	HB
21—Donovan Jones	FB
22—Chuck Eason	DB
24—Walt Sumner	DB
27—Billy Cox	E
29—Chuck Pickens	DB
30—Bill Moremen	HB-FB
31—Bill Gunter	HB
33—Grant Guthrie	PK
34—Ron Sellers	FL
35—Mike Gray	FL
40—Mike Blatt	LB
41—John Crowe	DB
42—Bill Cheshire	P
43—Hal Montgomery	DB
44—John Pittman	FB
47—Joe Benson	LB
49—Terry Eagerton	FB
50—Dale McCullers	LB
51—Billy Hughes	C
52—Wayne McDuffie	C-G
54—Ron Montford	MG
55—Ted Mosley	C
57—Joe Kinnan	T
58—Rich Jones	T
59—Frank Loner	PK
60—Barry Rice	LB
61—Chuck Elliott	LB
62—Beryl Rice	LB
63—Richard McLean	G
64—Stan Walker	G
66—Ken Hart	C-G
67—Mike Bugar	MG
68—Larry Pendleton	G
70—Tony Sewell	T
71—Harvey Zion	T
72—Randy Logan	T
73—Duke Johnson	T
75—Billy Rhodes	T
76—Jack Fenwick	T
77—Jeff Curchin	T
78—Wayne Johnson	T
79—Frank Vohun	T
80—Doug Gurr	DE
81—Jim Tyson	E
82—Lane Fenner	FL
83—Thurston Taylor	E
84—Chip Glass	FB
85—Floyd Ratliff	DE
87—Bill Yeldell	E
88—Jerry Jones	DE
89—Bob Menendez	DE

FSU 1967 Results

(Won 7, Lost 2, Tied 1)

FSU 13,	Houston	33
FSU 37,	Alabama	37
FSU 10,	N. C. State	20
FSU 19,	Texas A & M	18
FSU 17,	South Carolina	0
FSU 28,	Texas Tech	12
FSU 24,	Mississippi State	12
FSU 26,	Memphis State	7
FSU 38,	Virginia Tech	15

FLORIDA STATE

"Seminoles"

OFFENSE		DEFENSE	
SE . . .	82 Lane Fenner	LE . . .	85 Floyd Ratliff
	27 Bill Cox		80 Doug Gurr
LT . . .	76 Jack Fenwick	LT . . .	79 Frank Vohun
	66 Ken Hart		73 Duke Johnston
LG . . .	52 Wayne McDuffie	RT . . .	57 Joe Kinnan
	66 Ken Hart		71 Harvey Zion
C . . .	50 Ted Mosley	RE . . .	89 Bob Menendez
	51 Bill Hughes		88 Jerry Jones
RG . . .	68 Larry Pendleton	LLB . .	61 Chuck Elliott
	64 Stan Walker		67 Mike Bugar
RT . . .	75 Billy Rhodes	MLB . .	50 Dale McCullers
	78 Wayne Johnson		47 Joe Benson
TE . . .	83 Thurston Taylor	RLB . .	40 Mike Blatt
	84 Chip Glass		84 Chip Glass
QB . . .	11 Kim Hammond	LCB . .	24 Walt Sumner
	16 Gary Pajcic		15 Tommy Warren
LHB . .	20 Larry Green	RCB . .	17 Mike Page
	31 Bill Gunter		15 Tommy Warren
F . . .	34 Ron Sellers	LS . . .	41 John Crowe
	19 Phil Abaira		43 Howell Montgomery
FB . . .	30 Bill Moremen	RS . . .	22 Chuck Eason
	21 Donovan Jones		18 Clint Burton

SPECIALISTS

PK—Grant Guthrie (33)
PUNTER—Bill Cheshire (42)

PAST GB CLASSICS

DATE	NAME	CROWD
1-1-46	Wake Forest 26, South Carolina 14	7,362
1-1-47	Oklahoma 34, North Carolina State 13	10,134
1-1-48	Georgia 20, Maryland 20 (TIE)	16,666
1-1-49	Clemson 24, Missouri 23	32,939
1-2-50	Maryland 20, Missouri 7	18,409
1-1-51	Wyoming 20, Washington and Lee 7	19,834
1-1-52	Miami (Fla.) 14, Clemson 0	34,577
1-1-53	Florida 14, Tulsa 13	28,340
1-1-54	Texas Tech 35, Auburn 13	28,641
12-31-54	Auburn 33, Baylor 13	28,426
12-31-55	Vanderbilt 25, Auburn 13	32,174
12-29-56	Georgia Tech 21, Pittsburgh 14	36,256
12-28-57	Tennessee 3, Texas A&M 0	41,160
12-27-58	Mississippi 7, Florida 3	41,312
1-2-60	Arkansas 14, Georgia Tech 7	45,104
12-31-60	Florida 13, Baylor 12	50,112
12-30-61	Penn State 30, Georgia Tech 15	50,202
12-29-62	Florida 17, Penn State 7	50,026
12-28-63	North Carolina 35, Air Force 0	50,018
1-2-65	Florida State 36, Oklahoma 19	50,408
12-31-65	Georgia Tech 31, Texas Tech 21	60,127
12-31-66	Tennessee 18, Syracuse 12	60,312

PENN STATE

"Nittany Lions"

OFFENSE		DEFENSE	
SE . .	81 Jack Curry	LE . .	85 *Jim Litterelle
	80 *Leon Angevine		83 Lincoln Lippincott
LT . .	78 *John Kulka	LT . .	79**Mike McBath
	63 Tom Jackson		72 John Ebersole
LG . .	73 Bob Yowell	MG . .	54 Dave Rakiecki
	66 Don Coccoli		62 Ed Stofko
C . . .	53**Bill Lenkaitis	RT . .	76 Steve Smear
	57 Ted Sebastianelli		70 Tom McGrath
RG . .	60 *Dave Bradley	RE . .	14 *Frank Spaziani
	61 Gary Shaffer		86 *Tim Horst
RT . .	77 *Rich Buzin	LLB . .	55 Jim Kates
	64 Dan Mercinko		67 *Jim McCormick
TE . .	82 *Ted Kwalick	RLB . .	35 Dennis Onkotz
	88 Gary Williams		52 Dave Radakovich
QB . .	25**Tom Sherman	Rover	40 Pete Johnson
	22 Charles Burkhardt		84 *Frank Pringle
TB . .	24 Charlie Pittman	LHB . .	44 *Bob Capretto
	32 Tom Cherry		11 Wally Cirafesi
WB . .	47 Paul Johnson	S . . .	12 *Tim Montgomery
	42 *Roger Grimes		15 Orlando Moncelsi
FB . .	36 Don Abbey	RHB . .	26 Neal Smith
	33 *Dan Lucyk		43 Ed Zubaty

* Indicates number of letters won prior to 1967.

SPECIALISTS

KO—Abbey (36)
PAT—Abbey (36), Sherman (25)
FG—Abbey (36), Sherman (25)
PUNTER—Cherry (32), Sherman (25)

FOOTBALL GAME OFFICIALS

REFEREE: Paul F. Bertha, ECAC
UMPIRE: Harvey Hardy, SEC
LINESMAN: John F. Kineavy, ECAC
FIELD JUDGE: Jack Langford, SEC
BACK JUDGES: Clifford E. Montgomery, ECAC
Billy Teas, SEC

NUMERICAL ROSTER

10—Fillmore, Jim	OHB
11—Cirafesi, Wally	DHB
12—Montgomery, Tim	S
14—Spaziani, Frank	DE
15—Moncelsi, Orlando	DHB
17—Scalise, Terry	DHB
22—Burkhart, Charles	QB
23—Campbell, Bob	OHB
24—Pittman, Charlie	TB
25—Sherman, Tom	QB
26—Smith, Neal	DHB
31—Rettig, Bill	FB
32—Cherry, Tom	OHB
33—Lucyk, Dan	FB
35—Onkotz, Denny	LB
36—Abbey, Don	FB
40—Johnson, Pete	DHB
41—Bynum, Nat	HB
42—Grimes, Roger	OHB
43—Zubaty, Ed	LB
44—Capretto, Bob	DHB
45—Richardson, Ed	S
47—Johnson, Paul	OHB
51—Snyder, Terry	OG
52—Radakovich, Dave	LB
53—Lenkaitis, Bill	C
54—Rakiecki, Dave	MG
55—Kates, Jim	LB
56—Anderson, Ken	OT
57—Sebastianelli, Ted	C
58—Linski, Frank	C
60—Bradley, Dave	OG
61—Shaffer, Gary	OG
62—Stofko, Ed	MG
63—Jackson, Tom	OG
64—Mercinko, Dan	OT
65—Kulka, George	OG
66—Coccoli, Don	OG
67—McCormick, Jim	LB
69—Odorisio, Ed	OG
70—McGrath, Tom	DT
71—Krenicky, Doug	DT
72—Ebersole, John	DT
73—Yowell, Bob	OG
74—Daugherty, George	DT
76—Smear, Steve	DT
77—Buzin, Rich	OT
78—Kulka, John	OT
79—McBath, Mike	DT
80—Angevine, Leon	SE
81—Curry, Jack	SE
82—Kwalick, Ted	TE
83—Lippincott, Lincoln	DE
84—Pringle, Frank	DE
85—Litterelle, Jim	DE
86—Horst, Tim	DE
87—Anderson, Carl	SE
88—Williams, Gary	TE
90—Zelinsky, Joe	DE
91—Churchick, Tom	OG

PENN STATE 1967 RESULTS

Won 8, Lost 2

Penn State 22,	Navy	23
Penn State 17,	Miami	8
Penn State 15,	UCLA	17
Penn State 50,	Bos'n Col	28
Penn State 21,	West Va.	14
Penn State 29,	Syracuse	20
Penn State 38,	Maryland	3
Penn State 13,	N.C. State	8

23rd ANNUAL GATOR BOWL FOOTBALL GAME

Florida State University vs. Penn State

First Quarter

Noon temperature: 58 degrees. Partly cloudy.

Attendance: 68,019 (record)

Wind: NNE 5-15 mph

THE TOSS: Penn State co-captains Litterle and Lenkaitis meet with FSU co-captains Menendez and Hammond. FSU wins toss and elects to receive. Penn State will defend south goal.

THE KICKOFF: Horst kicks to Green at FSU 10 and returns to 29 (Montclasi)

FSU BALL

FSU 29 1-10 Hammond passes to Moremen to 47 (Johnson) First Down

47 1-10 Green around RE to Penn State 45 (Smear)

PS 45 2-2 Green over LG (Kates) to 43

- 3-1 Hammond pass to Moremen 39 (Montgomery) First down

39 1-10 Hammond pass to Fenner to 36 (Cirafesi)

2-7 Hammond passes incomplete to Fenner (Smith)

3-7 Hammond passes complete to Sellers to 29 (Litterlle)

First down

29 1-10 Green around LE to 25 (Montgomery) Penalty against FSU 15 yds personal foul moves ball back to 39.

39 2-20 Hammond passes incomplete to Fenner (Capretto)

3-20 Hammond passes complete to Fenner to 25 (Kates)

25 4-6 Guthrie fakes field goal, incomplete pass to Moremen (Montgomery). Hammond passing.

PENN STATE BALL

PS 33 1-10 Sherman back to pass runs out to 32 and fumbles, Kennan recovering

FSU BALL

~~PS~~ 33 1-10 Green tackled in backfield by McBath at 39

39 2-16 Hammond flair pass to Moremen to 36, tackle by Smith and Onkotz

35 3-12 Hammond pass intercepted by Montgomery and returned to FSU 42 (Rhodes). 42 yard return

PENN STATE BALL

FSU 42 1-10 Lucyk over RG gains one (Vohun)

41 2-9 Sherman passes incomplete to Kwalick (Crowe)

41 3-9 Sherman passes incomplete to Curry (Sumner)

FSU BALL

Penn 41 2-7 Hammond dropped in backfield trying to pass (Spaziani) at FSU 48

FSU 48 3-18 Hammond passes complete to Sellers FIRST DOWN (Capretto) to Penn 35

Penn 35 4-1 (Cheahine fakes punt and throws complete to Green to 34 (Montgomery) ball goes over to Penn on downs

PENN STATE BALL

Penn 34 1-10 Pittman over RG (Crawe) gains 4

38 2-6 Sherman passes incomplete (Eason) intended for Kwalick

38 3-6 Sherman passes incomplete to Lucyk (Eason)

3-8 4-6 Campbell punts to Sumner on FSU 17 and dropped by Buzin on 18 45 yd punt

FSU BALL

FSU 18 1-10 Ginter over LG FIRST DOWN (Smith)

30 1-10 Hammond passes complete to Sellers (Montgomery) at FSU 49 FIRST DOWN

49 1-10 Hammond passes complete to Brennan (Orkutz) to Penn 48

Penn 48 2-7 Ginter over RT (Smeard) gains 3

45 3-4 Hammond overthrows Ginter (Smith)

45 4-4 (Cheahine punts out of bounds on 23

PENN STATE BALL

Penn 23 1-10 Pittman around LE (PAGE and Blatt) gains 8

31 2-8 Sherman fumbles and recovers own fumble (Yunn)

31 3-5 Draw play to Pittman (Bugar)

31 4-2 Campbell punts 36 to Sumner and returns to 44 (Lenkaulis)

FSU BALL

FSU 44 1-10 Hammond passes incomplete intended for Fox (Capretto)

44 2-10 Hammond passes to Ginter, bobbled and Smith intercepts at Penn State 47

PENN STATE BALL

Penn 47 1-10 Sherman passes incomplete (Crawe)

47 2-10 Sherman passes incomplete (Crawe)

47 3-10 Sherman passes complete to Yunn (Page) to FSU 40 First down

FSU 40 1-10 Pittman on draw (Crawe) gains 8

32 2-2= Pittman around RE (Sumner) FIRST DOWN

17 1-10 Pittman over RT (Kirman) penalty against Penn State illegal motion moves ball to 22

FSU 22 2-15 Pittman over ~~the~~ middle (Kanan)

17 2-10 Lucyk over LG ~~(Blatt)~~ (Blatt)

14 3-8 Sherman passes incomplete to Curry (Page)

14 4-8 Sherman attempts field goal from 21 yard line no good.

Offside against FSU on kick moves ball to 10.

10 4-3 Sherman passes to Curry for TD with 4:42 left in second quarter.

FIRST DOWN Sherman PAT good.

Penn State 10 FSU 0

THE KICKOFF: Horst boots to Moreman at 15 and returns to 32 (Smith)

FSU BALL

FSU 32 1-10 Hammond passes complete to Sellers (Johnson) FIRST DOWN

47 1-10 Hammond passes flair to Moreman to FSU 46 (Spaziani) loss of 1

46 2-11 Hammond dropped trying to pass by Smith at 35

35 3-21 Hammond passes complete to Fenner to Penn State 49 (Kates)

Penn State 49 4-6 Cheshire punts 19 and downed by Rhodes for FSU

Penn State Ball

Penn 19 1-10 Pittman on draw (Crowe) to FSU 45 FIRST DOWN

FSU 46 1-10 Sherman passes complete to Lucyk (Sumner) gains 9

36 2-1 Lucyk over LG (McCullers) FIRST DOWN

36 1-10 Pittman over middle (Zion) gains 1

35 2-9 Sherman passes incomplete intended for Curry (Page)

35 3-9 Pittman on draw (McCullers) over LG gains 7

27 4-2 Sherman runs out of pocket trying to pass and goes to 12 (Sumner)

FIRST DOWN

12 1-10 Sherman passes to Kwalick for TD with 0:50 left in second quarter.

PAT by Sherman is good.

Penn State 17 FSU 0

THE KICKOFF: Horst boots to Moreman at 7 and tackled at 15 by Vincelsi

FSU BALL

FSU 15 1-10 Hammond passes complete to Moreman to 32 (Spaziani) 11 flair pass

FIRST DOWN

32 1-10 Hammond passes complete to ~~Mc~~ Fenner to Penn State 49 FIRST DOWN

Penn 49 1-10 Hammond pass intercepted by Johnson intended for Sellers, to FSU 49

Penn State Ball

FSU 49 1-10 Sherman pass intercepted by ^{Eason} ~~Johnson~~ and returned to FSU 30 (Kulka)

SCORE AT HALF

PENN STATE 17

FSU 0

GATOR BOWL
12-30-67

FLASH FOOTBALL STATS

Quick Halftime and After Game Reports of Vital Team Statistics and Individual Leaders

HALFTIME

Circle One

FINAL

TEAM STATISTICS

	FSU FSU	PENN STATE PENN STATE
First Downs	23	12
Rushing Yardage (Net)	55	172
Passing Yardage (Net)	363	69
Passes (Completions-Attempts)	38-55-4	7-19-2
RETURN YARDAGE RETURN YDS	119	107
Punts (Number-Average)	4-30	7-40
Fumbles Lost	0	2
Yards Penalized	40	20

INDIVIDUAL LEADERS

FSU
FSUPENN STATE
PENN STATE

RUSHING	Att'd	Net Yards	Avg.
GREEN	12	27	
GUNTER	2	15	
HAMMOND	9	-9	
MOREMEN	3	22	

PASSING	Att'd	Compl.	Net Yards
HAMMOND	53	37	4 362
CHESHIRE	1	1	0 1
MOREMEN	1	0	0 0

PASS RECEIVING	No. Rec'd	Net Yards	For TD
MOREMEN	12	106	
SELLERS	14	111	1
FENNER	8	97	
TAYLOR	1	11	
GLASS	1	11	

RUSHING	Att'd	Net Yards	Avg.
PITTMAN	3	124	
LUCYK	7	12	
SHERMAN	6	24	

PASSING	Att'd	Compl.	Net Yards
SHERMAN	19	7	2 69

PASS RECEIVING	No. Rec'd	Net Yards	For TD
CURRY	2	22	1
KWALICK	2	25	1
LUCYK	2	22	

Third Quarter

THE KICKOFF: Logan boots for FSU to Lucyk (Blatt) at Penn State 38
Penn State Ball

- Penn 38 1-10 Pittman over RT (Eason) gains 2
40 2-8 3rd around Kwalick (Warren) Ground ne
46 3-2 Sherman pass intended for Kudlick (Eason)
46 4-2 Campbell punts out of bounds on FSU 35

FSU Ball

- FSU 35 1-10 Hammond passes incomplete intended for Sellers (Capretto)
35 2-10 Hammond passes complete to Sellers (Capretto) FIRST DOWN
35 1-10 ~~Green~~ Norem over LG (Smith)
50 2-6 Draw to Norem (Montgomery) FIRST DOWN
enn 31 1-10 Hammond pass to SELLER (Onkotz)
23 2-2 Green over rg (Onkotz)
21 3-1 HAMMOND over rg FIRST DOWN (Sneary)
19 1-10 Hammond passes to Fenner (Profesi)
12 2-3 Hammond passes complete to Norem (Onkotz) FIRST DOWN
3 1-3 Green over middle (Rakiecki)
17-1 Green over LT (Montgomery) to goalline
2nd down
3-1 Hammond fumbles on 1 & recovers
4-1 Hammond down on G (Litterelle)

Ball goes to penn state at FSU 3 on downs

Penn State Ball

- Penn State 5 1-10 PITTMAN over LG to G (Page)
9 2-6 PITTMAN over LG (Page)
13 3-2 PITTMAN around LE (Page)
13 4-1 Sherman, on QB keeper didn't make
yardage (Blatt) Ball goes
to FSU on downs

FSU BALL

FSU 15 1-10 Hammond passes to Sellers (Capretto) penalty against FSU for illegal procedure moves ball to 20
 20 1-15 Hammond pitches out to Moremen, Moremen pass intended for sellers incomplete (Capretto)
 2-15 Hammond passes complete to Sellers for Td with 3:50 remaining in third quarter. PAT Guthrie

Penn State 17 FSU 7

THE KICKOFF: Loner boots to Pittman on 6 and fumbles at xx 22 recovered by Benson for FSU

FSU Ball

Penn 22 1-10 Hammond passes complete to Sellers (Capretto) gains 4
 19 2-6 Hammond passes incomplete to Sellers (Capretto)
 19 3-6 Hammond passes completeto Moremen to 1 yd line (Montgomery)
 First Down
 1 1-1 Hammond on qb sneak ove center for TD with 2:49 left in third quarter. PAT by Guthrie good.

Penn State 17 FSU 14

THE KICKOFF: Loner boots to Pittman and returned to 31 (Crowe)

PEN STATE BALL

Penn 31 1-10 Sherman pass intercepted by Warren intended for Williams and Williams made tackle at midfield stripe

FSU BALL

FSU 50 1-10 Hammond pas os complete to Moremen (Onkotz) gains 9
 Penn 41 2-2 Moremen over RG to 40 (Onkotz)
 40 3-1 Hammond keeper over rg for FIRST DOWN to 39 (Kats)
 38 1-10 Hammond pass intercepted by Montgomery and tackle by Sellers inside 1 yd line.

PEN STATE BALL

Penn 1 1-10 Sherman on keeper over center (Kinnan and Blatt) gains 1
 2 2-9 Grimes over LG (Blatt) gains 2

XXXXXXXXXXXXXXXXXXXXXXXXXXXX

end of third quarter

FSU 14 PENN STATE 17

PENN STATE BALL

Penn 4 3-7

FOURTH QUARTER

Sherman quick kick from endzone caught by Crowe and returns to 28 (Kulka) Penalty: personal foul against Blatt of FSU and ball moved to 43 yd line.

FSU BALL

Penn 43 1-25

35 2-17

24 3-6

23 4-

Hammond passes complete to sellers (ates)
Hammond passes complete to Sellers (Capretto) gains 11
Hammond passes complete to Moremen (Onkotz) gains 1
Guthrie attempts field goal from 30 yd line. Wide to left

PENN STATE BALL

Penn 20 1-10

2 2-9

1 3-9

23 4-7

Pittman over RG (McCullers) gains 1
Sherman passes incomplete intended for Kwalick (Eason)
Pittman on draw (Vohun and Ratliff) gains 2
Campbell punts to Warren on 13 and tackled on 9 by Kulka
68 yd punt

FSU BALL

FS 9 1-10

18 2-2

23 1-10

27 2-5

30 3-2

36 1-10

45 2-1

48 1-10

37 2-21

48 3-12

48 4-10

Hammond passes complete to Sellers to 18 (Cirafesi)
Green around RE FIRST DOWN (Capretto) to 23
Green around LE (Cirafesi) to 27
Hammond passes to Sellers (Montgomery) to 31
Hammond passes complete to Sellers FIRST DOWN (Montgomery)
Hammond passes complete to Sellers (Capretto) gains 9
Hammond on qb keeper over RG FIRST DOWN (Kates)
Hammond dumped in backfield by (Smear and McBath)
Hammond passes complete to Moremen on screen (Smith and Montgomery)
Hammond passes complete to Green (Smith) gains 2
Cheshire punts out of bounds on Penn State 21

PENN STATE BALL

Penn 21 1-10

26 2-5

29 3 -2

32 1-10

35 2-6

37 3-4

41 4-1

Pittman sweeps LE (Menendez) gains 5
Lucyk over LT (Benson)
Lucyk over LT (Kinnan and Menendez) FIRST DOWN
Grines over LT (Page) gains 4
Grines over RT (Crowe) gains 2
Pittman around LE (Zion) gains 3
Campbell punts to Warren on 19 and Pittman knocks out of bounds on 31

FSU BALL

FSU 31 1-10

41 2-1

41 3-1

Hammond passes complete to Fenner (Onkotz) gains 9
Hammond passes incomplete to Sellers (Capretto)
Hammond on qb sneak goes to Penn State 38. (Smear)

FIRST DOWN

Penn 38 1-10

25 1-10

14 1-10

8 2-5

8 3-5

8 4-5

Hammond passes to Fenner to 25 (Kates) FIRST DOWN
Hammond passes complete to Moremen to 14 (Kates) FIRST DOWN
Hammond passes complete to Fenner (Montgomery) FIRST DOWN
Hammond passes incomplete to Moremen (Onkotz)
Hammond passes incomplete to Sellers (Capretto)
Guthrie attempts field goal from 15, kick good with 0:15 left

PENN STATE 17 FSU 17

THE KICKOFF: Loner boots to Curry (Gray)

PENN STATE BALL

Penn 20 1-10

~~Pittman~~ Sherman passes intercepted by page, intended for Kwalick
at 37 of
FSU FINAL SCORE FSU 17 PENN STATE 17

GATOR BOWL
12-30-67

FLASH FOOTBALL STATS

Quick Halftime and After Game Reports of Vital Team Statistics and Individual Leaders

HALFTIME

Circle One

FINAL

TEAM STATISTICS

	FSU FSU	PENN STATE PENN STATE
First Downs	23	12
Rushing Yardage (Net)	55	172
Passing Yardage (Net)	363	69
Passes (Completions-Attempts)	38-55-4	7-19-2
RETURN YARDAGE RETURN YDS	119	107
Punts (Number-Average)	4-30	7-40
Fumbles Lost	0	2
Yards Penalized	40	20

INDIVIDUAL LEADERS

FSU
FSUPENN STATE
PENN STATE

RUSHING	Att'd	Net Yards	Avg.
GREEN	12	27	
GUNTER	2	15	
HAMMOND	9	-9	
MOREMEN	3	22	

PASSING	Att'd	Compl.	Net Yards	Avg.
HAMMOND	53	37	436	
CHESHIRE	1	1	0	1
MOREMEN	1	0	0	0

PASS RECEIVING	No. Rec'd	Net Yards	For TD
MOREMEN	12	106	
SELLERS	14	111	1
FENNER	8	97	
TAYLOR	1	11	
GLASS	1	11	

RUSHING	Att'd	Net Yards	Avg.
PITTMAN	3	124	
LUCYK	7	12	
SHERMAN	6	24	

PASSING	Att'd	Compl.	Net Yards	Avg.
SHERMAN	19	7	69	

PASS RECEIVING	No. Rec'd	Net Yards	For TD
CURRY	2	22	1
KWALICK	2	25	1
LUCYK	2	22	

GATOR BOWL
12-30-67

FINAL INDIVIDUAL FOOTBALL STATISTICS

FLA. STATE

RUSHING

Player	Att.	Gain	Loss	Net
HAMMOND	9	28	37	-9
GREEN	12	34	7	27
GUNTER	2	15	0	15
MOREMEN	3	22	0	22

PASSING

Player	Att.	Compl.	Intc.	Yds.
HAMMOND	53	37	4	362
CHESHIRE	1	1	0	1
MOREMEN	1	0	0	0

PASS RECEIVING

Player	No.	Yds.	TD
SELLERS	14	145	1
FENNER	8	87	
MOREMEN	12	106	
TAYLOR	1	11	
GLASS	1	11	
GREEN	2	3	

PUNTING

Player	No.	Avg.
CHESHIRE	4	30

KICKOFF RETURNS

Player	No.	Yds.
MOREMEN	3	44
GREEN	1	17

PUNT RETURNS

Player	No.	Yds.
SUMNER	2	10
WARREN	2	16
CRAWLE	1	9

PASS INTERC.

Player	No.	Yds.
EASON	1	23
WARREN	1	0
PAGE	1	0

PENN STATE

RUSHING

Player	Att.	Gain	Loss	Net
SHERMAN	6	27	3	24
PITTMAN	19	128	4	124
LUCYK	7	12	0	12
KWALICK	1	7	0	7
GRIMES	3	8	0	8

PASSING

Player	Att.	Compl.	Intc.	Yds.
SHERMAN	19	7	2	69

PASS RECEIVING

Player	No.	Yds.	TD
KWALICK	2	25	1
CURRY	2	22	1
LUCYK	2	22	

PUNTING

Player	No.	Avg.
CHERRY	1	41
CAMPBELL	5	41
SHERMAN	1	33

KICKOFF RETURNS

Player	No.	Yds.
LUCYK	1	0
PITTMAN	2	42
CURRY	1	6

PUNT RETURNS

Player	No.	Yds.
ONKOTZ	1	4

PASS INTERC.

Player	No.	Yds.
MONTGOMERY	2	42
SMITH	1	0
JOHNSON	1	13

FLA. STATE vs. PENN STATE

12-30, 1967

GATOR BOWL

FINAL TEAM FOOTBALL STATISTICS

	FLA STATE	PENN STATE
First Downs Rushing	7	7
First Downs Passing	16	5
First Downs by Penalties	0	0
TOTAL FIRST DOWNS	23	12
Number Attempts Rushing	26	36
Yards Gained Rushing	99	182
Yards Lost Rushing	44	7
NET YARDS GAINED RUSHING	55	175
Number Passes Attempted	55	19
Number Passes Completed	38	7
Number Passes Had Intercepted	4	2
NET YARDS GAINED PASSING	363	69
Number Plays Rushing and Passing	81	55
TOTAL OFFENSE YARDAGE	418	244
Number Opponents Passes Intercepted	3	4
NET YARDS INTERCEPTIONS RETURNED	23	55
Number Times Punted	4	7
Number Punts Had Blocked	0	0
PUNTING AVERAGE, YARDS	30	40
Number Punts Returned	5	1
NET YARDS PUNTS RETURNED	35	4
Number Kickoffs Returned	4	4
NET YARDS KICKOFFS RETURNED	61	48
Number Times Penalized	4	1
TOTAL YARDS PENALIZED	40	205
Number Times Fumbled	1	3
NUMBER OWN FUMBLES LOST	0	2
FLORIDA STATE	0	0
PENN STATE	3	14
	0	0
	14	0
	0	3
	0	17
	17	0
	0	17

Scoring: PS - SHERMAN FG 27

PS - CURRY 9 PASS FROM SHERMAN (SHERMAN KICK)

PS - KWALK 12 " " " (" ")

FS - SELLERS 20 " " HAMMOND (GUTHRIE ")

FS - HAMMOND 1 RUN (GUTHRIE KICK)

FS - GUTHRIE FG 26

Attendance: 68,109

Weather: CLEAR - 58°

FSU QUOTES

Grant Cuthrie - "I don't feel like any star just tying the game. It felt good to come back and tie, but I still feel bad about missing that first kick."

Coach Peterson - "Sure we had a call if we'd have had one more play--throw to Sellers. I think Sellers was having a little trouble holding onto Hammond's passes because Penn State's rush was forcing Ken to put the ball more on a line than up in the air like he normally does. When you're down there three times and failed, what makes you think you can do it on the next one. It was a great comeback so why lose it. Remember it's not a loss. I'm not satisfied with a tie. No one can say I'm conservative not when my ~~xxxxx~~ teams pass so much as they do. There was some confusion in the first half. They threw some new stuff at us that we weren't expecting. The San Francisco 49'ers will interview me, but I'm not sure when or where. They contacted twice already, but I told them I wouldn't go for an interview before the GB game."

Hammond - "Coach Peterson made the right decision at the end of the game. It would have been too much of a shocker to lose it after that comeback. Penn State's rush surprised us in the first half, but I thought our line did a terrific job in the second half. Laying off for a while hurt us in the first half--we weren't concentrating. We just didn't have that feeling you have when you know you're doing things right (in the first half). They were a great team. Their whole line was tough. Tim Montgomery was especially tough on defense."

Sellers - "I was dissatisfied with my performance. In the first half my hands were cold, so in the second half ~~xxxx~~ I used a hot towel to warm them. Bob Capretto was one of the best men to defense me this year. I'm never satisfied with a tie. I'm just glad I didn't have to make Coach Peterson's decision."