
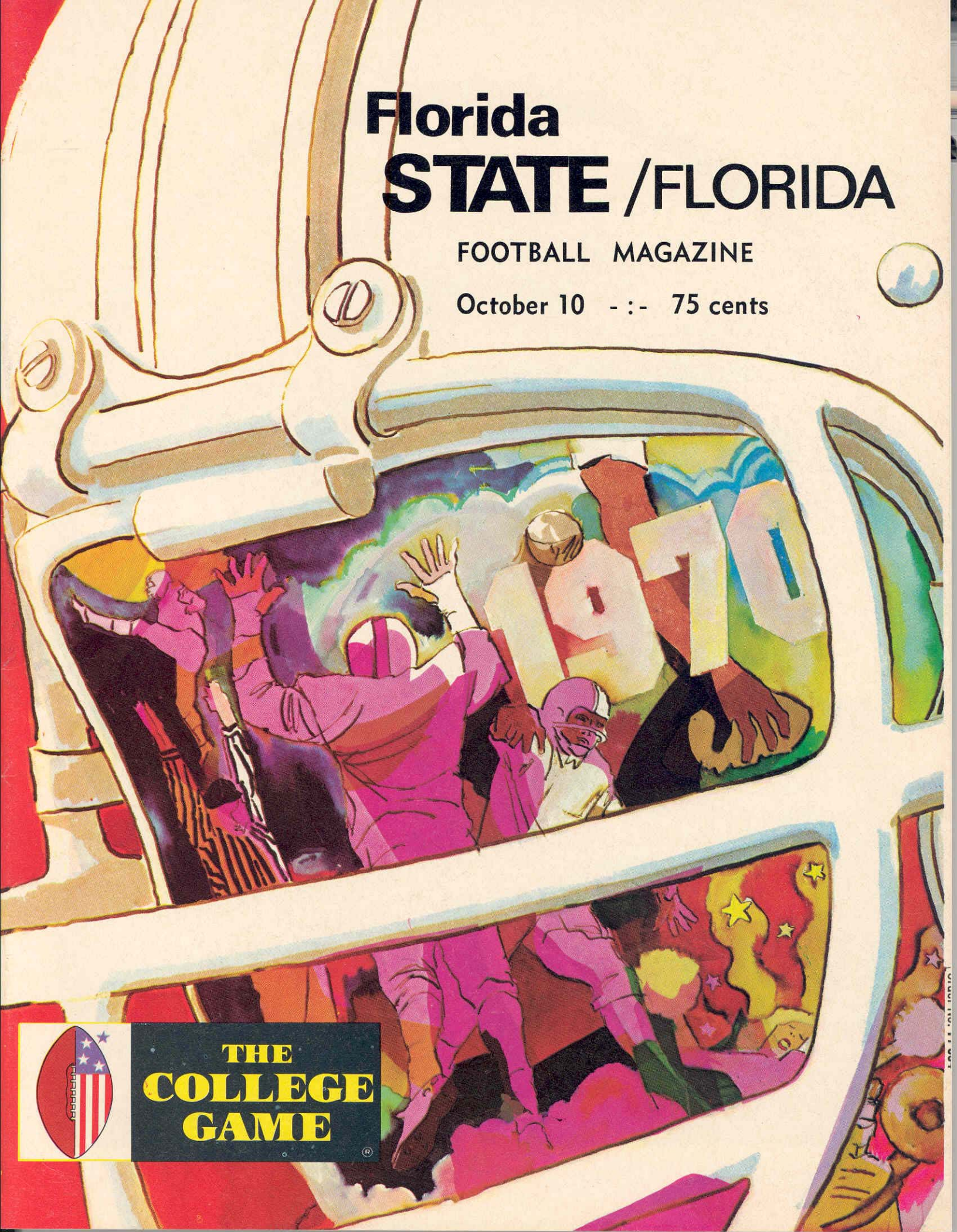


Florida **STATE** / FLORIDA

FOOTBALL MAGAZINE

October 10 - :- 75 cents



**THE
COLLEGE
GAME**

TODAY'S GAME

By Lonnie Burt

Sports Information Director

It's THE GAME in Florida! When you get Florida and Florida State together on the gridiron, expect the unexpected.

Florida comes into this contest with a 3-1 record following its 14-6 victory over North Carolina State last Saturday, while the Seminoles were taking the day off.

The Gators registered triumphs over Duke and Mississippi State before bowing the Alabama two Saturdays ago. To its credit, Florida State has defeated Louisville and Wake Forest. The Seminoles dropped a regionally televised game to Georgia Tech three weeks ago.

In quarterback John Reaves, Florida has one of the nation's best passers. As a sophomore last season, he teamed with All-America receiver Carlos Alvarez for a 21-6 decision over the Seminoles at Florida Field. In that one, Reaves had touchdown passes of 10 and 30 yards to the Cuban Comet.

This season, sophomore Willie Jackson has added still another receiving threat to the Gator offense. And with junior Andy Cheney healthy, Florida has even more pass catching ability.

Tommy Durrance and Mike Rich return from a 1969 Florida rushing game which out-gained the Seminoles 153 yards to minus 18.

Against N.C. State last week, Florida showed it can play pass defense and turned in seven interceptions.

Florida State has had two weeks to try and get its offensive ducks in order. Junior quarterback Frank Whigham, who took over for senior Tommy Warren in the second quarter of the Tech loss, has been working on his timing and hopefully this additional work will sharpen an aerial game which hasn't been as potent as in the past.

This will be the 13th meeting between Florida and Florida State but only the fourth played in Campbell Stadium. The Gators own a 9-2-1 edge with the Seminoles' lone victories coming in 1964 and '67.

1970 FLORIDA STATE SCHEDULE

9 Louisville 7
13 Georgia Tech 23
19 Wake Forest 14
Oct. 10 Florida
Oct. 17 @ Memphis State
Oct. 24 @ South Carolina
Oct. 30 @ Miami
Nov. 7 Clemson
Nov. 14 Virginia Tech (HC)
Nov. 21 Kansas State
Nov. 26 Houston (@ Tampa)

1970 FLORIDA SCHEDULE

21 Duke (Jacksonville) 19
34 Mississippi State 13
15 Alabama 46
14 North Carolina State 6
Oct. 10 at FLORIDA STATE
Oct. 17 Richmond
Oct. 24at Tennessee
Oct. 31 Auburn (Homecoming)
Nov. 7 Georgia (Jacksonville)
Nov. 14 Kentucky (Tampa)
Nov. 28 Miami

THE FSU-FLORIDA SERIES

	FSU	Florida
1958	7	21
1959	8	18
1960	0	3
1961	3	3
1962	7	20
1963	0	7
1964	16	7
1965	17	30
1966	19	22
1967	21	16
1968	3	9
1969	6	21

— NEXT WEEK —


The Seminoles open a three week road swing against Memphis State. Last year the Tigers battled the Tribe down to the wire for a 28-26 win in Campbell Stadium. A special **Alumni-Seminole Booster** plane will be flying out to the game. Contact the Florida State Alumni Office for more details.

For All Your Photo Needs
Camera's
Film
Darkroom Equipment
Binoculars
Recorders
Rentals

See The Friendly Folks At

Tallahassee Camera Center

117 NORTH MONROE



SEMINOLE FANS!



**YOU
ARE
THERE!**

**COMPLETE
FOOTBALL
COVERAGE**

IN THE

**TAMPA
TRIBUNE**

READ

JIM

SELMAN


**ASS'T. SPORTS EDITOR
EVERY
MORNING**



MEET THE 1970





JAMES THOMAS
Sophomore
Macon, Ga.
Criminology



DAVID SNELL
Sophomore
Slocomb, Ala.
Business

**D
E
F
E
N
S
I
V
E**


BENNY RUST
Junior
Miami
Business



EDDIE McMILLAN
Sophomore
Tampa
Criminology

BACKS

SEMINOLE



BUDDY GRIDLEY
Junior
Tallahassee
Biology



JOHN MONTGOMERY
Junior
Jacksonville
Business

ROBERT ASHMORE
Junior
Tallahassee
Pre-dentistry



CAPT'N LOUIE'S GALLEY

**THE FINEST
SEAFOOD & CHICKEN**

TAKE OUT OR DINE IN

EXPERTS IN THE PREPARATION OF FINE
SEAFOOD AND CHICKEN FOR OVER 20 YEARS

**NOW
TWO LOCATIONS
IN
TALLAHASSEE**

**100 W. Tharpe
385-1179**

**620 W. Tenn.
224-1181**



TALLAHASSEE

FOOTBALL'S AMAZING MAJORS FAMILY

by TOM SILER, Sports Editor, Knoxville News-Sentinel

The Majors football story began 30 years ago. It still goes on and on, chapter after chapter, sequel added to sequel.

Father Shirley Majors started it all in 1941. And he still coaches, turning out distinguished teams at the University of the South (Sewanee).

John, eldest of five sons and now head coach at Iowa State, was a great All-America runner at Tennessee in 1956. Bobby, the youngest son, now a junior at Tennessee, also is a dazzling runner, safetyman and punter.

It all began because the father, Shirley, married to the former Elizabeth Bobo, detested farming.

He had a "piece of ground," as he puts it, in Middle Tennessee, not far from Nashville, but he hated to farm. He loved football. Shirley, a taciturn fellow who likes to hunt quail and rabbits and chew tobacco, didn't even have a college degree, but he got a chance to coach in 1941. He grabbed it.

Just One Loss

He coached at Franklin County High and at Lynchburg. Huntland (population 258) lured him away in 1949, by which time Johnny was ready to ramble with a football. Johnny scored an incredible 564 points while he played for his father, going on to the University of Tennessee in 1953. Huntland went on winning, losing one game in six years.

There was always a Majors in the lineup. Joe played next for his father, then Bill. Just to break the "monotony" there was a daughter, too—pretty Shirley Ann, and, as you might guess, she was a cheer leader and later married a football player. Larry starred for his father, too, but Bobby, the one now at Ten-

nessee, did not. He came along too late.

In 1957, Sewanee hired Shirley Majors. Sewanee gives no athletic aid, has lofty academic levels, and stresses classical studies as a sort of prep for the Episcopalian ministry. But Shirley cracked the whip and won with the players available. He had an undefeated team his second year there, now has a 13-year record of 66-34-5.

John led Tennessee to an undefeated season in 1956 and the No. 2 ranking in the nation. He finished second in the Heisman Trophy voting and ranks as one of the brilliant single wing tailbacks of all time.

Brother Joe shunned Tennessee, figuring he was too slow for the single wing. He tried Alabama, then transferred to Florida State. His greatest thrill there was in quarterbacking his team to a 10-0 victory over Tennessee in 1958. He's now a lawyer in Tullahoma, Tenn.

Bill Vs. Joe

Bill enrolled at Tennessee in 1957, playing against Brother Joe in that big upset a year later. Bill was a great defensive player and single-wing tailback, finishing in 1960. UT hired him as a coach. He lost his life along with two other coaches in 1965 when their car was hit by a train at a grade crossing in suburban Knoxville.

Larry, considerably smaller than John, Joe or Bill, played for his father at Sewanee, helping to defeat Washington and Lee, Hampden-Sydney, Millsaps and such. He went into coaching, too, and has produced fine teams for high schools in East Tennessee.

Bobby, the baby of the family and the largest as a college player, rolled up fantastic feats in high school in football, basketball, baseball and



SHIRLEY MAJORS

golf. He finished up at Castle Heights Military Academy in 1967, and followed John and Bill to Tennessee the next fall.

As a 195-pound sophomore, Bobby was used as a flanker back and punt returner. He is not particularly fast but he has a deceptive gait that leaves tacklers reaching. This fall he'll return punts again, do the punting and play the all-important safety position on defense.

Saturday is always an exciting day to the Majors family. No one can rest until he gets the news on Shirley's Sewanee team, on how Bobby and the Tennessee Vols did and how Johnny's Iowa State team came out.

The Majors thrill to every victory and suffer in every defeat, and it'll be that way until their unique story ends—which is likely to be a long way off.

YESTERDAY

TAKE TEN TO WIN

Back in 1958 as the football season grew near, Florida State Head Coach Tom Nugent summarized, "We've been seeking a big time schedule since football began here and certainly we have it now."

Most fans were quick to agree with the "experts" that the aggressive Seminoles had overstepped their bounds somewhat and in 1958, at least, were "out-classed by the likes of Tennessee, Georgia Tech, Miami, Georgia and Florida."

Although the Seminoles lost the first two "biggies" (Georgia Tech and Georgia), they carried a 4-2 record into the third "big one" against Tennessee in Knoxville.

The Vols, champions of the Gator Bowl the year before, were 2-2, but were favored. The Big Orange was led by Bill Majors who directed Tennessee's famed single wing offense.

The Seminoles, with Bill's younger brother Joe at quarterback, were a natural for pregame publicity about a battle within one of football's most famous families. The game was the Tribe's tenth against an SEC team and Florida State was still looking for its first win.

The Vols drove inside the Seminole 30 twice in the first period, but each time the Florida State defense rose to the occasion. Field position switched in the second quarter as Bobby Renn's punts kept Tennessee backed up against its goal line.

The third period was all Florida State. The Seminoles took the second half kickoff and drove to a score. Fred Pickard, who totaled 133-yards for the afternoon, picked up 51 to the Vol's 30. Renn and Pickard then moved the ball to the Tennessee nine in four plays and John Sheppard booted a 26-yard field goal for a 3-0 lead.

Three plays after the kickoff the Seminoles were threatening again. Al Ulmer picked off a Bill Majors pass. Vic Prinzi passed 27-yards to Tony Romeo for a firstdown on the one. Renn bucked in for the touchdown and it was 10-0 Florida State.

Then the Seminole defense took over. Tennessee punted on third down following the kickoff, but a Joe Major's pass was intercepted at the UT six. This time the Vols quick kicked on first down. After the Seminoles punted back, Tennessee ran on play, their sixth of the quarter and kicked. Florida State controled the ball to the end of the period.

The Vols made one last ditch drive, moving from their own 24 to the Seminoles 15 with time running out. But Prinzi intercepted a pass at the two and four plays later the gun sounded.


Tennessee's proud offense was stunned. UT gained only 29-yards rushing and just 82 passing, winding up 21 short of Pickard's individual total. The Seminoles meanwhile had a total net gain of 309 yards.

Back in Tallahassee, Seminole fans swarmed to the airport where a huge throng awaited their arrival. As the charter plane taxied up to the terminal one fan very innocently summed up the big day when he said, "The Seminoles have arrived."

GARNET - GOLD

WEAR YOUR COLORS PROUD

BLAZER



\$60.00

Garnet or Gold Blazer of Dac-Wool blend for year round comfort. Sizes; Reg: 36-48, Shorts: 36-42, Longs 38-50, XL 40-48.

SAMMY SEMINOLE TIE



Tie one on! A garnet background with the authentic Sammy Seminole Monogram on the tie.

\$4.50

NAME: _____
ADDRESS: _____
CITY: _____
COLOR: _____ SIZE: _____
TIE ONLY: _____

NIC'S TOGGERY

115 S. Monroe St.
Tallahassee, Florida

Southern is scoring in the big-time now!



Just two, short years ago, Southern played in the confines of its own backyard . . . an eight-state region in the mid-South. But that's all changed now. Today, Southern is showing its winning ways in New York, Newark, Washington, St. Louis, Miami, Orlando, Tallahassee and Chicago.

Next trip, check Southern's fly pattern to any of the 66 cities it serves. See if Southern's own brand of service doesn't score points with you, too.

SOUTHERN AIRWAYS

General Offices: Atlanta Airport, Atlanta, Georgia 30320



SPOTLIGHT

- TRACK -

For the last 16 seasons, Florida State's Mike Long has built one of the finest track and field programs in the South. The Seminoles' track record under his guidance is one of the best in the nation.

Overall Mike Long coached Seminole teams have won 62 of 76 meets. In 12 of his 16 seasons, the Seminoles have lost no more than one meet and six times they have been undefeated in dual competition. In 1964 and '65, the Seminoles went through a total of 10 dual meets without a loss.

Coach Long is considered one of the nation's finest "on the field" coaches in the country by his contemporaries. He has a knack that brings out the very best that a young prospect has to offer. Also, he has been able to develop a spirit of camaraderie that makes the Seminoles an even stronger dual meet team.

Long came to Florida State in 1953 as an assistant coach in track, football and basketball. He brought with him 16 years coaching experience, 10 in Florida and 6 in Minnesota high schools. After one year here he assumed full responsibility of the Seminole Track program.

The personable, well liked track mentor was given a special honor in 1968 when the former members of his track teams contributed to a fund to provide Mike and his wife an all expense paid trip to the Olympic Games in Mexico City.

FLORIDA STATE

3 Carrell, Duane—P-PK
11 Fontes, Frank—PK
12 Whigham, Frank—QB
14 Forey, Dan—QB
15 Warren, Tommy—QB
16 Shively, Randy—QB
18 Gaydos, Kent—WR
19 Huff, Gary—QB
20 Snell, David—DB
22 Smith, Barry—WR
23 Pederson, Don—WR
24 Lanahan, John—FB
26 Thomas, James—DB
27 Munroe, Arthur—RB
28 Ashmore, Robert—DB
29 Rust, Benny—DB
30 Bailey, Tom—RB
31 Magalski, Paul—FB
33 Parker, Clint—LB
35 Gray, Mike—WR
36 O'neal, Rick—RB
40 McMillan, Eddie—DB
42 Ratliff, Ron—DB
43 Montgomery, John—DB
44 Gridley, Buddy—DB
46 Bengtson, Brian—PK
47 Chip Harris—RB-P
48 Jarrett, James—FB
49 Glisson, Guy—LB
50 Whitehurst, Dan—LB
51 Howell, Bobby—LB
52 Sowers, Craig—C
53 Stokes, Jay—OG
54 Glass, Mike—LB
55 Dees, Allen—C
56 Lohse, Bill—LB
57 Carden, Robert—OT
58 Gildea, Steve—LB
59 Strickland, Larry—OT
60 Rice, Barry—LB
61 Essex, John—OT
62 Bass, Theron—LB
63 Montgomery, George—OG
64 Musser, Charley—OG
65 McKinnie, J. W.—OG
66 Strickler, Joe—OT
67 Sammons, Mike—OG
68 Beville, Steve—C
69 White, Tom—DT
70 Henson, Bill—DT
72 Gibbs, Shane—OT
74 McEachern, Robert—DT
75 Amman, Richard—DT
76 Rimby, Bill—OT
77 Minor, Roger—OT
80 Hunt, Charlie—DE
81 Tyson, Jim—TE
82 Dawson, Rhett—WR
83 Wallace, Ron—DE
84 Parris, Gary—TE
85 Shaw, Bill—DE
87 Zaffran, Ted—TE
88 Rice, Beryl—DE

FLORIDA STATE

"Seminoles"

Offense			Defense		
WR	18	Kent Gaydos	LE	85	Bill Shaw
	22	Barry Smith		80	Charlie Hunt
LT	66	Joe Strickler	LT	74	Robert McEachern
	72	Shane Gibbs		69	Tom White
LG	65	J. W. McKinnie	LLB	58	Steve Gildea
	67	Mike Sammons		54	Mike Glass
C	55	Allen Dees	MLB	56	Bill Lohse
	68	Steve Beville		51	Bobby Howell
RG	76	Bill Rimby	RLB	50	Dan Whitehurst
	63	G. Montgomery		62	Theron Bass
RT	77	Roger Minor	RT	75	Richard Amman
	53	Jay Stokes		59	Larry Strickland
TE	81	Jim Tyson	RE	83	Ron Wallace
	87	Ted Zaffran		88	Beryl Rice
QB	12	Frank Whigham	MON	44	Buddy Gridley
	15	Tommy Warren		49	Guy Glisson
RB	30	Tom Bailey	LC	26	James Thomas
	27	Arthur Munroe		40	Eddie McMillan
FB	48	James Jarrett	SAF	20	David Snell
	24	John Lanahan		28	Robert Ashmore
	31	Paul Magalski		43	J. Montgomery
WR	82	Rhett Dawson	RC	29	Benny Rust
	35	Mike Gray		42	Ron Ratliff

PUNTS — 3 Duane Carrell

PUNT RETURNS — 20 David Snell

PLACEMENTS — 11 Frank Fontes

KICKOFF RETURNS — 27 Arthur Munroe, 20 David Snell

FLORIDA

"Gators"

Offense			Defense		
SE	45	Carlos Alvarez	LE	74	J. Youngblood
	20	Terry Ash		81	Jan Gowland
QT	79	Billy Dowdy	LT	68	Alan Cole
	65	Ray Pilcher		89	Mike Gurkin
QG	69	Dale Hutcherson	LLB	48	Gary Petersen
	62	Dennis Tucker		51	Brad Powell
C	56	David Peek	MLB	64	Eric Taggart
	55	Richard Kensler		50	Mike Kelley
				75	Eddy Moore
SG	61	Gene Conrad	RLB	88	R. Buchanan
	60	Donny Williams		49	Jim Kelly
ST	58	Fred Abbott	RT	70	Dan Williams
	73	Mike Field		72	Len Fuller
TE	87	Jim Yancey	RE	77	Robert Harrell
	32	Charles Hood		63	W. Hutchinson
QB	7	John Reaves	MON	38	Harvin Clark
	9	John Schnebly		41	Danny Flanders
TB	33	Tommy Durrance	LCB	43	John Faix
	24	Jerry Vinesett		44	Ted Hager
FB	42	Gary Walker	RCB	36	Jack Burns
	40	Mike Rich		35	John Silman
FL	22	Willie Jackson	SAF	34	John Clifford
	31	Andy Cheney		27	R. Doddridge

PUNTS—6 John James, 37 Hunter Bowen

PLACEMENTS—8 Richard Franco, 86 George Webster

PUNT RETURNS—36 Jack Burns, 45 Carlos Alvarez

KO RETURNS—22 Willie Jackson, 30 Duane Doel

FLORIDA

6 John James—KS
7 John Reaves—QB
8 Rich Franco—KS
9 John Schnebly—QB
20 Terry Ash—SE
21 Bruce Gunter—SE
22 Willie Jackson—FL
23 Leonard George—TB
24 Jerry Vinesett—FL
26 Mark Buell—FB
27 Rocky Doddridge—S
28 Doug Sorensen—M
30 Duane Doel—TB
31 Andy Cheney—SE
32 Charles Hood—TB
33 Tommy Durrance—TB
34 John Clifford—S
35 John Silman—M
36 Jack Burns—M
37 Hunter Bowen—KS
38 Harvin Clark—DB
40 Mike Rich—FB
42 Garry Walker—FB
43 John Faix—DHB
44 Ted Hager—S
45 Carlos Alvarez—FL
47 Bruce Cutright—LB
48 Gary Peterson—LB
49 Jim Kelly—LB
50 Mike Kelley—LB
51 Brad Powell—LB
53 Larry Morris—C
54 Greg Harlow—C
55 Richard Kensler—C
56 David Peek—C
57 David Poff—LB
58 Fred Abbott—LB
59 Tom Condon—OT
60 Donny Williams—OG
61 Gene Conrad—OG
62 Dennis Tucker—OG
63 Walter Hutchinson—DT
64 Eric Taggart—OG
65 Ray Pilcher—OT
66 Randy Warbritton—OG
68 Alan Cole—DT
69 Dale Hutcherson—OG
70 Danny Williams—DT
71 Bob Hackney—OT
72 Len Fuller—DT
73 Mike Field—OT
74 Jack Youngblood—DE
75 Eddy Moore—DT
77 Robert Harrell—DE
79 Bill Dowdy—OT
80 Tim Good—DE
81 Jan Gowland—DE
84 Jerry Coker—TE
87 Jim Yancey—TE
88 Richard Buchanan—LB
89 Mike Gurkin—DT



DRIFTWOOD MOTEL and RESTAURANT

AMERICAN EXPRESS - DINERS - AMERICAN OIL - PHILLIPS 66 CREDIT CARDS HONORED

1402 W. TENN. (U.S. 90)

(904) 224-4174

- AIR CONDITIONED
- DIRECT DIAL PHONES
- Se habla Espanol
- CABLE COLOR TV
- POOL
- Northwest corner of Campus on U.S. 90; Fla. 20 West

FLORIDA STATE

NO.	NAME	POS.	CLASS	HT.	WT.	STATUS	HOMETOWN
75	AMMAN, RICHARD	DT	Jr.	6-6	234	1VL	Cocoa Beach
28	ASHMORE, ROBERT	DB	Jr.	6-0	189	1VL	Tallahassee
30	BAILEY, TOM	RB	Sr.	6-2	215	2VL	Coral Gables
62	BASS, THERON	LB	Sr.	5-11	200	2VL	Live Oak
46	BENGTSON, BRIAN	PK	Soph.	6-3	204	Squad	Green Bay, Wis.
68	BEVILLE, STEVE	C	Jr.	6-2	215	1VL	Fernandina Beach
57	CARDEN, ROBERT	C	Soph.	6-3	238	Frosh	Edgewater
3	CARRELL, DUANE	P-PK	Jr.	5-11	171	1VL	Washington, D.C.
82	DAWSON, RHETT	WR	Jr.	6-1	185	1VL	Valdosta, Ga.
55	DEES, ALLEN	C	Soph.	6-2	195	RS	Lakeland
61	ESSEX, JOHN	OT	Soph.	6-2	236	Squad	Miami
11	FONTES, FRANK	PK	Jr.	5-6	155	JC	Perth Amboy, N.J.
14	FOREY, DAN	QB	Jr.	6-5	205	JC	Denver, Colo.
10	GAYDOS, KENT	WR	Jr.	6-6	209	1VL	Dallas, Tex.
72	GIBBS, SHANE	OT	Soph.	6-3	209	Frosh	Bay Minette, Ala.
58	GILDEA, STEVE	LB	Sr.	6-0	194	2VL	Daytona Beach
54	GLASS, MIKE	LB	Soph.	6-3	203	RS	Tampa
49	GLISSON, GUY	LB	Jr.	6-0	205	1VL	Tampa
35	GRAY, MIKE	WR	Sr.	6-3	200	2VL	Lake Mary
44	GRIDLEY, BUDDY	DB	Jr.	5-11	203	1VL	Tallahassee
47	HARRIS, CHIP	RB-P	Jr.	6-0	205	JC	Live Oak
70	HENSON, BILL	DT	Jr.	6-1	230	JC	Hyattsville, Md.
51	HOWELL, BOBBY	LB	Soph.	6-0	215	Frosh	Decatur, Ga.
19	HUFF, GARY	QB	Soph.	6-1	185	Frosh	Tampa
80	HUNT, CHARLIE	DE	Soph.	6-4	202	Frosh	Jacksonville
48	JARRETT, JAMES	FB	Jr.	6-2	202	1VL	Elizabethton, Tenn.
24	LANAHAN, JOHN	FB	Jr.	6-0	197	1VL	Jacksonville
56	LOHSE, BILL	LB	Sr.	6-1	228	1VL	St. Petersburg
74	McEACHERN, ROBERT	DT	Sr.	6-2	234	2VL	Tallahassee
65	McKINNIE, J.W.	OG	Jr.	6-2	210	1VL	Macon, Ga.
40	McMILLAN, EDDIE	DB	Soph.	6-2	172	Frosh.	Tampa
31	MAGALSKI, PAUL	FB	Jr.	5-11	208	1VL	Garfield Hts. Ohio
77	MINOR, ROGER	OT	Soph.	6-3	242	RS	Delray Beach
63	MONTGOMERY, GEORGE	OG	Jr.	6-2	229	1VL	Coral Gables
43	MONTGOMERY, JOHN	DB	Jr.	6-1	193	1VL	Jacksonville
27	MUNROE, ARTHUR	RB	Jr.	6-1	186	1VL	Quincy
64	MUSSER, CHARLEY	OG	Soph.	6-1	215	Frosh	Graceville
36	OREAIR RICK	RB	Soph.	6-1	190	Frosh	Jacksonville
33	PARKER, CLINT	LB	Soph.	6-2	190	Frosh	Daytona Beach
84	PARRIS, GARY	TE	Soph.	6-3	220	Frosh	Vero Beach
23	PEDERSON, DON	WR	Sr.	6-1	184	2VL	Groveland
42	RATLIFF, RON	DB	Soph.	6-0	183	Squad	West Palm Beach
60	RICE, BARRY	LB	Sr.	6-2	210	2VL	Fernandina Beach
88	RICE, BERYL	DE	Sr.	6-1	204	2VL	Fernandina Beach
76	RIMBY, BILL	OG	Jr.	6-4	224	1VL	St. Petersburg
29	RUST, BENNY	DB	Jr.	6-0	193	1VL	Miami
67	SAMMONS, MIKE	OG	Jr.	6-1	210	1VL	Atlanta, Ga.
85	SHAW, BILL	DE	Jr.	6-2	215	1VL	Marietta, Ga.
16	SHIVELY, RANDY	QB	Soph.	6-0	164	Frosh	St. Petersburg
22	SMITH, BARRY	WR	Soph.	6-0	184	Frosh	Miami
20	SNELL, DAVID	DB	Soph.	5-8	175	Frosh	Slocumb, Ala.
52	SOWERS, CRAIG	C	Soph.	6-4	231	RS	Ft. Lauderdale
53	STOKES, JAY	OT	Jr.	6-4	229	1VL	Sanford
59	STRICKLAND, LARRY	DT	Soph.	6-1	220	RS	Tallahassee
66	STRICKLER, JOE	OT	Jr.	6-2	235	1VL	Avon Park
26	THOMAS, JAMES	DB	Soph.	6-1	188	Frosh	Macon, Ga.
81	TYSON, JIM	TE	Sr.	6-1	213	2VL	Pahokee
83	WALLACE, RON	DE	Sr.	6-2	187	2VL	Macon, Ga.
15	WARREN, TOMMY	QB	Sr.	5-11	169	2VL	Coral Gables
12	WHIGHAM, FRANK	QB	Jr.	6-0	184	Squad	Sanford
69	WHITE, TOM	DT	Sr.	6-0	225	1VL	West Palm Beach
50	WHITEHURST, DAN	LB	Soph.	6-4	215	RS	Adel, Ga.
87	ZAFFRAN, TED	TE	Jr.	6-3	190	1VL	Orlando



• CABLE COLOR TV IN ALL ROOMS
RECEIVING NINE CHANNELS

• POOL

• AIR CONDITIONED

• DIRECT DIAL PHONES

• Se habla Espanol

AMERICAN EXPRESS - DINERS - AMERICAN OIL
PHILLIPS 66 - BANKAMERICARD
MASTER CHARGE - CARTE BLANCHE

DRIFTWOOD MOTEL and RESTAURANT

Cocktails — Banquet Room

• Northwest corner of Campus
on U.S. 90; Fla. 20 West

1402 W. TENN. (U.S. 90)
(904) 224-4174

FLORIDA

No.	Name	Pos.	Hgt.	Wgt.	Hometown	Class-Exp.
6	John James	KS	6-1	165	Panama City, Fla.	So.-TR
7	John Reaves	QB	6-3	210	Tampa, Fla.	Jr.-1VL
8	Rich Franco	KS	5-9	167	Melbourne, Fla.	Jr.-1VL
9	John Schnebly	QB	5-10	177	Daytona Beach, Fla.	Jr.-1VL
20	Terry Ash	SE	5-8	175	Afton, Okla.	Sr.-SQ
21	Bruce Gunter	SE	5-10	168	Satellite Beach, Fla.	Jr.-SQ
22	Willie Jackson	FL	6-2	210	Sarasota, Fla.	So.-FR
23	Leonard George	TB	5-10	178	Tampa, Fla.	So.-FR
24	Jerry Vinesett	FL	5-11	193	Savannah, Ga.	Sr.-2VL
26	Mark Buell	FB	6-1	193	Gainesville, Fla.	So.-FR
27	Rocky Doddridge	S	6-1	178	Miami, Fla.	Jr.-SQ
28	Doug Sorensen	M	5-10	193	Melbourne, Fla.	Jr.-1VL
30	Duane Doel	TB	6-0	182	Plantation, Fla.	So.-FR
31	Andy Cheney	SE	6-0	180	Branford, Fla.	Jr.-1VL
32	Charles Hood	TB	6-2	207	Palatka, Fla.	Jr.-1VL
33	Tommy Durrance	TB	6-0	204	Daytona Beach, Fla.	Jr.-1VL
34	John Clifford	S	6-2	157	Coral Gables, Fla.	So.-FR
35	John Silman	M	5-10	179	Norman, Okla.	So.-FR
36	Jack Burns	M	5-11	181	Tampa, Fla.	Sr.-2VL
37	Hunter Bowen	KS	5-11	174	Ocala, Fla.	Sr.-1VL
38	Harvin Clark	DB	6-0	188	New Smyrna Bch., Fla.	Jr.-1VL
40	Mike Rich	FB	6-3	217	Dublin, Ga.	Jr.-1VL
42	Garry Walker	FB	6-1	203	Winter Haven, Fla.	Sr.-2VL
43	John Faix	DHB	6-0	191	Miami, Fla.	Jr.-1VL
44	Ted Hager	S	6-0	177	Homestead, Fla.	Sr.-2VL
45	Carlos Alvarez	FL	6-0	181	Miami, Fla.	Jr.-1VL
47	Bruce Cutright	LB	6-1	192	Titusville, Fla.	So.-SQ
48	Gary Peterson	LB	6-1	204	Bradenton, Fla.	Jr.-SQ
49	Jim Kelly	LB	6-0	206	Sebring, Fla.	Sr.-SQ
50	Mike Kelley	LB	6-1	220	Orlando, Fla.	Sr.-2VL
51	Brad Powell	LB	5-11	192	W. Palm Beach, Fla.	Sr.-2VL
53	Larry Morris	C	6-1	210	Pensacola, Fla.	So.-FR
54	Greg Harlow	C	6-0	212	Tampa, Fla.	So.-FR
55	Richard Kensler	C	6-1	214	Gainesville, Fla.	Jr.-SQ
56	David Peek	C	6-2	219	Ocala, Fla.	Jr.-SQ
57	David Poff	LB	6-1	206	Titusville, Fla.	So.-FR
58	Fred Abbott	LB	6-3	232	Brooksville, Fla.	So.-SQ
59	Tom Condon	OT	6-4	221	Pensacola, Fla.	So.-SQ
60	Donny Williams	OG	6-0	224	Lake City, Fla.	Sr.-2VL
61	Gene Conrad	OG	5-10	209	Hialeah, Fla.	Jr.-SQ
62	Dennis Tucker	OG	6-0	213	Crestview, Fla.	So.-FR
63	Walter Hutchinson	DT	6-3	227	Tampa, Fla.	So.-FR
64	Eric Taggart	OG	6-1	212	Decatur, Ga.	Jr.-SQ
65	Ray Pilcher	OT	6-2	221	Panama City, Fla.	Jr.-SQ
66	Randy Warbritton	OG	6-1	215	Jacksonville, Fla.	Sr.-SQ
68	Alan Cole	DT	6-1	226	Decatur, Ga.	Sr.-2VL
69	Dale Hutcherson	OG	6-1	202	Eau Gallie, Fla.	Jr.-1VL
70	Danny Williams	DT	6-1	230	Valdosta, Ga.	Jr.-1VL
71	Bob Hackney	OT	6-3	221	Jacksonville, Fla.	So.-FR
72	Len Fuller	DT	5-10	238	Gainesville, Fla.	Sr.-SQ
73	Mike Field	OT	6-3	230	Ft. Lauderdale, Fla.	Sr.-SQ
74	Jack Youngblood	DE	6-5	246	Monticello, Fla.	Sr.-2VL
75	Eddy Moore	DT	6-2	234	Orlando, Fla.	So.-FR
77	Robert Harrell	DE	6-2	221	Jacksonville, Fla.	Jr.-1VL
79	Bill Dowdy	OT	6-3	224	W. Palm Beach, Fla.	Jr.-1VL
80	Tim Good	DE	6-0	212	Gainesville, Fla.	So.-SQ
81	Jan Gowland	DE	6-0	212	Winter Garden, Fla.	So.-FR
84	Jerry Coker	TE	6-2	204	Hollywood, Fla.	So.-SQ
87	Jim Yancey	TE	6-4	214	Miami, Fla.	Jr.-1VL
88	Richard Buchanan	LB	6-2	206	Pensacola, Fla.	Jr.-1VL
89	Mike Gurkin	DT	6-6	231	W. Palm Beach, Fla.	Sr.-SQ

SUMMARY OF FOOTBALL GAME STATISTICS — Home Team

TEAM CODE
251

Home Team FLA. STATE UNIV. First Downs: (Rush) 3 (Pass) 11 (Pen.) 2 Total 16 Penalties Against: (No.) 7 (Yards) 77 Own Fumbles: (No.) 2 (Lost) 2

IMPORTANT: Most player categories are now ranked on per-game average. Thus, it's vital that you consider every player (on both teams) with any statistics in any game this season (get season player statistics from both SIDs). Then list below the code number and last name of players who have season figures but did NOT play in this game. A game played is one play—whether or not the player touches the ball. All players will be charged with a game unless you tell NCSS otherwise. If a player with first-time statistics has missed games, fill in below—after getting from his SID how many games missed.

DID NOT PLAY IN THIS GAME

Code No. Last Name Code No. Last Name Code No. Last Name Code No. Last Name Code No. Last Name Code No. Last Name Code No. Last Name
68 PEDERSON _____ XXXXXXXX _____

PLAYERS WITH FIRST-TIME STATISTICS WHO HAVE MISSED GAMES:

Code No. 35 Last Name HUFF No. Games Missed 3
Code No. 12 Last Name PEDERSON No. Games Missed _____

Player Code	PLAYER	RUSHING					FORWARD PASSING					TOT. OFFENSE		RECEIVING			INT. RETURNS			PUNTING			PUNT RETURNS			K. O. RETURNS			SCORING														
		Times Carried	Yards Gain	Yards Loss	Net Gain	TD's	No. Att.	No. Comp.	Had Int.	Net Gain	Scoring TD's/Conv.	Total Plays	Net Gain	No. Caught	Yards Gain	TD's	No. Inter.	Yards Return	TD's	Times Kicked	Yards Kicked	Blkd.	Number Returns	Yards Return	TD's	Number Returns	Yards Return	TD's	Touch-downs	X Pts. Att.	Kick Made	Other X Pts. Att.	Field Goals Att.	Goals Made	Points								
04	BAILEY	5	5	5	0		B					5	0	D		E			F			G			H			S															
12	CARRELL	A					B					C		D		E			5	196	0	G			H			S															
20	DAWSON	A					B					C		D	4	72	0	E		F		G			H			S															
26	FONTES	A					B					C		D		E			F			G			H			S		1	1			2		1							
27	GAYDOS	A					B					C		D	2	46	0	E		F		G			H			S				0	1		2								
31	GRAY	A					B					C		D	1	42	1	E		F		G			H			S	1						6								
35	HUFF	A	1	0	10	(-10)	B	15	8	0	230	3	1	C	16	220	D		E		F		G		H			S				3	0		0								
41	JARRETT	A	6	32	0	32	1	B				C	6	32	D	2	17	0	E			F		G		H		S	1						6								
49	LAVAHAN	A	2	0	4	(-4)	B					C	2	(-4)	D	1	(-3)	0	E			F		G		H	1	16	0	S													
53	McMILLAN	A					B					C		D		E			F			G			H	3	59	0	S														
57	MUNROE	A	4	7	0	7	B					C	4	7	D	1	1	0	E			F		G		H		S															
67	PARRIS	A					B					C		D	4	103	0	E			F		G		H			S															
78	SMITH	A	1	0	0	0	B					C	1	0	D	2	67	2	E			F		G		H	1	11	0	S	2					12							
79	SWELL	A					B					C		D		E			F			G	1	11	0	H	2	51	0	S													
84	THOMAS	A					B					C		D		E	1	4	0	F			G			H		S															
85	TYSON	A	1	0	0	0	B					C	1	0	D	2	73	0	E			F		G		H		S															
89	WARREN	A	8	44	25	19	B	22	7	3	111	0	0	C	30	130	D		E			F		G		H		S															
90	WIGHAM	A	3	12	11	1	B	10	4	2	77	0	0	C	13	78	D		E			F		G		H		S															
		A					B					C		D		E			F			G			H			S															
		A					B					C		D		E			F			G			H			S															
	TEAM TOTALS	31	100	55	45	1	B	47	19	5	418	3	1	C	78	463	D	19	418	3	E	1	4	0	5	196	0	G	1	11	0	H	7	137	0	4	1	1	3	1	2	0	27

Opponents UNIVERSITY OF FLORIDA First Downs: (Rush) 6 (Pass) 9 (Pen.) 1 Total 16 Penalties Against: (No.) 7 (Yards) 78 Own Fumbles: (No.) 7 (Lost) 3

Enter Here Team Totals From Visiting Team Summary	RUSHING					FORWARD PASSING					TOT. OFFENSE		RECEIVING			INT. RETURNS			PUNTING			PUNT RETURNS			K. O. RETURNS			SCORING						
	Times Carried	Yards Gain	Yards Loss	Net Gain	TD's	No. Att.	No. Comp.	Had Int.	Net Gain	Scoring	Total Plays	Net Gain	No. Caught	Yards Gain	TD's	No. Inter.	Yards Return	TD's	Times Kicked	Yards Kicked	Blkd.	Number Returns	Yards Return	TD's	Number Returns	Yards Return	TD's	Touch- downs	X Pts.	Kick	Other X Pts.	Field	Goals	Points
										TD's/Conv.																			Att.	Made	Att.	Made	Att.	
VISITING TEAM TOTALS	49	195	37	158	2	24	13	1	244	2 0	73	402	13	244	2	5	45	1	8	230	0	2	51	0	3	41	0	5	5	5	0	0	1	138

Date of Game OCT. 10, 1970 Where Played TALLAHASSEE Authenticated by Lennie Stanford and W. M. Horton
NCSS Form No. 347-A (Copyright, 1970 National Collegiate Sports Services, Box 757, Grand Central Station, New York, N. Y.) (For Home Team) (For Opponents) (OVER)

128

List all scoring plays in sequence and all tries-for-points on the line following the touchdown.

On pass play, give passer first, then receiver, and combined yardage of pass and run. Measure runbacks from goal line, if started in end zone. Measure field goal attempted from point of kick. All other plays are measured from line of scrimmage.

[illegible]

Score by Quarters:					
Teams.	1st	2nd	3rd	4th	Total
UNIVERSITY OF FLORIDA	7	21	3	7	38
F.S.U.	7	0	0	20	27

Official Attendance 42704 Weather Conditions AT-CLD - 511/441 E-10SE

TIME OF GAME

Kickoff 3:01 P.M. End of Game 4:40 P.M.

TOTAL PLAYING TIME 2:39
(Elapsed time including intermission)

NON-SCORING LONG PLAYS

List all non-scoring long plays (including punts) gaining 70 yards or more, and **all missed field goal attempts for both teams.**

[illegible]

203

SUMMARY OF FOOTBALL GAME STATISTICS — Visiting Team

Visiting Team UNIV. OF FLA First Downs: (Rush) 6 (Pass) 9 (Pen.) 1 Total 16 Penalties Against: (No.) 7 (Yards) 78 Own Fumbles: (No.) 7 (Lost) 3

IMPORTANT: Most player categories are now ranked on per-game average. Thus, it's vital that you consider every player (on both teams) with any statistics in any game this season (get season player statistics from both SIDs). Then list below the code number and last name of players who have season figures but did NOT play in this game. A game played is one play—whether or not the player touches the ball. All players will be charged with a game unless you tell NCSS otherwise. If a player with first-time statistics has missed games, fill in below—after getting from his SID how many games missed.

DID NOT PLAY IN THIS GAME

Code No. Last Name Code No. Last Name Code No. Last Name Code No. Last Name Code No. Last Name Code No. Last Name Code No. Last Name

XXXXXXXX

PLAYERS WITH FIRST-TIME STATISTICS WHO HAVE MISSED GAMES:

Code No. Last Name No. Games Missed

Code No. Last Name No. Games Missed

Player Code	PLAYER	RUSHING					FORWARD PASSING					TOT. OFFENSE		RECEIVING			INT. RETURNS			PUNTING			PUNT RETURNS			K. O. RETURNS			SCORING							
		Times Carried	Yards Gain	Yards Loss	Net Gain	TD's	No. Att.	No. Comp.	Had Int.	Net Gain	Scoring TD's/Conv.	Total Plays	Net Gain	No. Caught	Yards Gain	TD's	No. Inter.	Yards Return	TD's	Times Kicked	Yards Kicked	Blkd.	Number Returns	Yards Return	TD's	Number Returns	Yards Return	TD's	Touch-downs	X Pts. Att.	Kick Made	Other X Pts. Att.	Field Goals Made	Goals Made	Points	
02	ALVAREZ	A					B					C		D	4	69	-	E			F			G	1	42	-	H								
05	BOWEN	A					B					C		D			E			F	1	37	-	G			H									
07	BURNS	A	95	5			B					C		D			E	1	10	-	F			G			H									
12	CHENEY	A					B					C		D	1	12	-	E			F			G			H									
13	CLARK	A					B					C		D			E	1	7	-	F			G	1	9	-	H								
14	CLIFFORD	A					B					C		D			E	1	7	-	F			G			H									
	DODDRIDGE	A					B					C		D			E	1	27	1	F			G			H								6	
19	DURRANCE	A	16	63	3	60	1					C		D	1	5	-	E			F			G			H								6	
	DOEL	A	4	31	-	31	1					C		D			E			F			G			H									6	
28	FRANCO	A					B					C		D			E			F			G			H									8	
30	GEORGE	A	4	17	1	16						C		D	1	14	-	E			F			G			H									
33	HAGER	A					B					C		D			E			F			G			H	1	10	-							
41	JACKSON	A					B					C		D	3	36	1	E			F			G			H	2	31	-						6
42	JAMES	A					B					C		D			E			F	7	28	-	G			H									
45	KELLEY	A					B					C		D			E	1	7	-	F			G			H									
72	REAVES	A	5	5	24	(24)	-	22	13	1	24	2	-	C			E			F			G			H										
73	RICH	A	7	47	-	47	-					C		D	1	12	-	E			F			G			H									
76	SCHNEBLV	A	1	-	4	(4)	-	2	-	-	-	-	C			E			F			G			H											
88	VINESETT	A	4	11	-	11	-					C		D			E			F			G			H										
89	WALKER	A	8	21	-	21	-					C		D			E			F			G			H										
TEAM TOTALS		See next page																																		

Opponents FLA STATE UNIV First Downs: (Rush) 3 (Pass) 11 (Pen.) 2 Total 16 Penalties Against: (No.) 7 (Yards) 77 Own Fumbles: (No.) 2 (Lost) 2

Enter Here Team Totals From Home Team Summary	RUSHING					FORWARD PASSING					TOT. OFFENSE		RECEIVING			INT. RETURNS			PUNTING			PUNT RETURNS			K. O. RETURNS			SCORING						
	Times Carried	Yards Gain	Yards Loss	Net Gain	TD's	No. Att.	No. Comp.	Had Int.	Net Gain	Scoring TD's/Conv.	Total Plays	Net Gain	No. Caught	Yards Gain	TD's	No. Inter.	Yards Return	TD's	Times Kicked	Yards Kicked	Blkd.	Number Returns	Yards Return	TD's	Number Returns	Yards Return	TD's	Touch-downs	X Pts. Att.	Kick Made	Other X Pts. Att.	Field Goals Made	Points	
HOME TEAM TOTALS	A 31	100	55	45	1	B 47	19	5	4	18	31	C 78	46	3	1	D 4			E 5	196		F 1	11	-	G 7	137	-	H 4	0	0	3	1	2	-27

Date of Game OCT 10 1970 Where Played TALLAHASSEE, FL Authenticated by W. H. Hester (For Home Team) and W. H. Hester (For Opponents) (OVER)

TEAM
CODE

203

SUMMARY OF FOOTBALL GAME STATISTICS — Visiting Team

Visiting Team UNIV OF FLORIDA First Downs: (Rush) 6 (Pass) 9 (Pen.) 1 Total 16 Penalties Against: (No.) 7 (Yards) 78 Own Fumbles: (No.) 7 (Lost) 3

IMPORTANT: Most player categories are now ranked on per-game average. Thus, it's vital that you consider every player (on both teams) with any statistics in any game this season (get season player statistics from both SIDs). Then list below the code number and last name of players who have season figures but did NOT play in this game. A game played is one play—whether or not the player touches the ball. All players will be charged with a game unless you tell NCSS otherwise. If a player with first-time statistics has missed games, fill in below—after getting from his SID how many games missed.

DID NOT PLAY IN THIS GAME

Code No. Last Name Code No. Last Name Code No. Last Name Code No. Last Name Code No. Last Name Code No. Last Name Code No. Last Name

XXXXXXXX

PLAYERS WITH FIRST-TIME STATISTICS WHO HAVE MISSED GAMES:

Code No. Last Name No. Games Missed

Code No. Last Name No. Games Missed

Continued from previous sheet

Player Code	PLAYER	RUSHING					FORWARD PASSING					TOT. OFFENSE		RECEIVING			INT. RETURNS			PUNTING			PUNT RETURNS			K. O. RETURNS			SCORING							
		Times Carried	Yards Gain	Yards Loss	Net Gain	TD's	No. Att.	No. Comp.	Had Int.	Net Gain	Scoring TD's/Conv.	Total Plays	Net Gain	No. Caught	Yards Gain	TD's	No. Inter.	Yards Return	TD's	Times Kicked	Yards Kicked	Blkd.	Number Returns	Yards Return	TD's	Number Returns	Yards Return	TD's	Touch-downs	X Pts. Att.	Kick Made	Other X Pts. Att.	Field Goals Att.	Goals Made	Points	
95	YANCEY	A					B					C		D 2	96	1	E			F			G			H			\$ 1							6
		A					B					C		D			E			F			G			H			\$							
		A					B					C		D			E			F			G			H			\$							
		A					B					C		D			E			F			G			H			\$							
		A					B					C		D			E			F			G			H			\$							
		A					B					C		D			E			F			G			H			\$							
		A					B					C		D			E			F			G			H			\$							
		A					B					C		D			E			F			G			H			\$							
		A					B					C		D			E			F			G			H			\$							
		A					B					C		D			E			F			G			H			\$							
		A					B					C		D			E			F			G			H			\$							
		A					B					C		D			E			F			G			H			\$							
		A					B					C		D			E			F			G			H			\$							
		A					B					C		D			E			F			G			H			\$							
		A					B					C		D			E			F			G			H			\$							
		A					B					C		D			E			F			G			H			\$							
		A					B					C		D			E			F			G			H			\$							
		A					B					C		D			E			F			G			H			\$							
		A					B					C		D			E			F			G			H			\$							
		A					B					C		D			E			F			G			H			\$							
		A					B					C		D			E			F			G			H			\$							
		A					B					C		D			E			F			G			H			\$							
		A					B					C		D			E			F			G			H			\$							
		A					B					C		D			E			F			G			H			\$							
		A					B					C		D			E			F			G			H			\$							
		A					B					C		D			E			F			G			H			\$							
		A					B					C		D			E			F			G			H			\$							
		A					B					C		D			E			F			G			H			\$							
		A					B					C		D			E			F			G			H			\$							
		A					B					C		D			E			F			G			H			\$							
		A					B					C		D			E			F			G			H			\$							
		A					B					C		D			E			F			G			H			\$							
		A					B					C		D			E			F			G			H			\$							
		A					B					C		D			E			F			G			H			\$							
		A					B					C		D			E			F			G			H			\$							
		A					B					C		D			E			F			G			H			\$							
		A					B					C		D			E			F			G			H			\$							
		A					B					C		D			E			F			G			H			\$							
		A					B					C		D			E			F			G			H			\$							
		A					B					C		D			E			F			G			H			\$							
		A					B					C		D			E			F			G			H			\$							
		A					B					C		D			E			F			G			H			\$							
		A					B					C		D			E			F			G			H			\$							
		A					B					C		D			E			F			G			H			\$							
		A					B					C		D			E			F			G			H			\$							
		A					B					C		D			E			F			G			H			\$							
		A					B					C		D			E			F			G			H			\$							
		A					B					C		D			E			F			G			H			\$							
		A					B					C		D			E			F			G			H			\$							
		A					B					C		D			E			F			G			H			\$							
		A					B					C		D			E			F			G			H			\$							
		A					B					C		D			E			F			G			H			\$							
		A					B					C		D			E			F			G			H			\$							
		A					B					C		D			E			F			G			H			\$							
		A					B					C		D			E			F			G			H			\$							
		A					B					C		D			E			F			G			H			\$							
		A					B					C		D			E			F			G			H			\$							
		A					B					C		D			E			F			G			H			\$							
		A					B					C		D			E			F			G			H			\$							
		A					B					C		D			E			F			G			H			\$							
		A					B					C		D			E			F			G			H			\$							
		A					B					C		D			E			F			G			H			\$							
		A					B					C		D			E			F			G			H			\$							
		A					B					C		D			E			F			G			H			\$							
		A					B					C		D			E			F			G			H			\$							
		A					B					C		D			E			F			G			H			\$							
		A					B					C		D			E			F			G			H			\$							
		A					B					C		D			E			F			G			H			\$							
		A					B					C		D			E			F			G			H			\$							
		A																																		

FLORIDA STATE VS. FLORIDA
 Gainesville Stadium-Gainesville
 October 16, 1970 1:00 p.m.

WEATHER: Temp-85 Air to partly cloudy Wind: S-15 mph/2-4 Slight chance of showers

FSU CAPTAINS: 3 Carroll, 30 Bailey, 74 McEachern. FLORIDA: 50 Kelley, 60 Williams

Florida wins toss and receives. Fontes kicks to Jackson on 6, returns ten yards to 16

UF16 1-10 Durrance picks up two yards. Iohse
 UF18 2-8 Durrance gets three more. Wallace
 UF21 3-5 Reaves pass complete to Rich for 12 yards and 1st down.
 UF33 1-10 Reaves pass intended for no one incomplete.
 UF33 2-10 Reaves pass thrown away -- incomplete
 UF33 3-10 Durrance on trap gets four. Shaw
 UF37 4-6 James punts dead on FSU 19. 44 yard punt.
 FSU Ball
 FS19 1-10 Whigham keeps for five yards. Faix
 FS24 2-5 Whigham pass complete to Tyson for 34 yds. FSU loses 15, personal foul
 FS12 1-20 Bailey gains three yards.
 FS15 2-22 Whigham keeps for eight yards.
 UF18 3-15 Whigham pass intended for ~~James~~ Munroe incomplete
 UF18 4-15 Carroll punts to end zone. Florida loses ten, penalty. 48 yard kick.
 UF Ball
 UF5 1-10 Rich up middle for seven yards. Arman
 UF12 2-3 Rich in middle again for one. Arman
 UF13 3-2 Rich sweeps left for 18 yards and 1st down.
 UF31 1-10 Rich at left side for two yards. Wallace
 UF33 2-6 Reaves pass complete to Durrance for five yards.
 UF38 3-3 Reaves pass intercepted by Thomas on UF 44, returns 4 yards to 40.
 FSU Ball
 UF40 1-10 Whigham pass intended for Tyson incomplete. dropped.
 UF40 2-10 Jarrett on draw for three yards.
 UF37 3-7 Jarrett gets two yards. Taggart.
 UF35 4-5 Fontes 52 yard field goal attempt is short. 6:37
 UF Ball
 UF20 1-10 Durrance at right side for four yards. Thomas, Shaw.
 UF24 2-6 Durrance tries left tackle for five yards. Wallace
 UF29 3-1 Rich in the middle for one yard and 1st down.
 UF30 1-10 Durrance sweeps right for one yard. Iohse, Gildea
 UF31 2-9 Durrance no gain, fumbles, McEachern recovers for FSU.
 FSU Ball
 UF31 1-10 FSU penalized five yards, illegal procedure.
 UF36 1-15 Whigham pass deflected, almost intercepted, incomplete
 UF36 2-15 Bailey up middle for one yard.
 UF35 3-14 Whigham pass complete to Dawson for 26 yards and 1st down.
 UF14 1-10 Bailey tries sweep right, loses two. Burns
 UF16 2-12 Whigham pass intended for Jarrett incomplete. Buchanan defends.
 UF16 3-12 Whigham pass complete to Dawson for 13 yards and 1st down. ~~ix~~ Rich covered.
 UF3 1-0 Jarrett takes pitchout for Touchdown.
 Fontes kick is good, but FSU loses 15, personal foul.
 Fontes 35 yard extra point is good.

FSU 7, Florida 0 2:19

Fontes kicks to Jackson on goal, returns to 15, fumbles, Condon recovers for Fla. on 21.

UF21 1-10 Rich gets 14 tough yards up middle. 1st down.
 UF35 1-10 Reaves pass to Alvarez out of bounds, incomplete. Fla. loses 15, holding.
 UF19 2-25 Reaves pass complete to Yancey for 81 yards and touchdown.
 Franco kick is good.

FSU 7, Florida 7 1:25

Franco kicks to McMillan on 21, returns to 33 for 12 yards.

FS33 1-10 FSU loses five, illegal motion
 FS28 1-15 Whigham pass complete to Jarrett for nine yards. Faix, Burns.
 F37 2-6 Jarrett on draw gets one yard.
 F38 3-5 Tyson on end around gets nothing as quarter ends.

FSU 7, Florida 7

31 yds
 seven plays
 2 pen.

79 yards
 2 plays
 1 pen.

FSU Ball
 FS14 1-10 Whigham pass intended for Tyson intercepted by Kelley on 24, returns to 17.
 FSU Ball
 FS17 1-10 Durrance up middle for three yards.
 FS14 2-7 Durrance loses three. Lost.
 FS17 3-10 Reeves to pass loses 9. Amman tackles, Shaw recovers fumble for FSU.
 FSU Ball
 FS25 1-10 Munroe gains one.
 FS26 2-9 Munroe gains three.
 FS29 3-6 Whigham pass complete to Tyson for nine yards, but FSU loses five, motion.
 FS24 3-11 Whigham to pass loses 11. Youngblood.
 FS11 1-12 Jarrell punts to Alvarez, fair catch on 15 46. 33 yard punt.
 UF Ball
 FS16 1-10 Reeves pass intended for Vinesett incomplete.
 FS16 2-10 Walker at middle for six yards. Strickland
 FS10 3-4 Reeves keeps on option for five yards and 1st down.
 FS35 1-10 Walker gets nowhere up middle.
 FS35 2-10 Reeves pass complete to Alvarez for 14 yards and 1st down. Snell.
 FS21 1-10 Walker off right tackle for two yards.
 FS19 2-8 Reeves pass complete to Jackson for 19 yards and touchdown.
 Franco kick is good.

46 yds
7 plays

Florida 14, FSU 7 7:51

Franco kicks to Snell on nine, hands off to Thomas, fumbles, Walker recovers on FS 33.
 UF Ball
 FS33 1-10 Vinesett picks up three, Snell.
 FS30 2-7 Reeves pitching out to Deel, fumbles, Amman recovers for FSU on 36.
 FSU Ball
 FS36 1-10 Munroe picks up ~~one~~ yards.
 FS39 2-7 Munroe gets one more.
 FS40 3-6 Whigham pass intended for Tyson intercepted by Clifford at UF 41.
 UF Ball
 UF41 1-10 Reeves pass complete to Alvarez for 19 yards and 1st down.
 FS40 1-10 Deel ~~pick~~ picks up six. Gildea
 FS33 2-4 George gets one.
 FS32 3-9 Reeves pass complete to George for 14 yards and 1st down.
 FS18 1-10 George takes pitchout for five yards. Ashmore.
 FS13 2-5 Reeves quick pass to Alvarez complete for 7 yards and 1st down.
 FS6 1-0 Durrance goes in for six yards and touchdown.
 Franco kick is good.

59 yds
7 yds

Florida 21, FSU 7 2:31

Franco kicks to Snell on three. returns to 30 for 27 yard return.
 FS30 1-10 Bailey sweeps left for two yard loss.
 FS28 2-12 Warren pass intended for Tyson intercepted by Burns on 44, returns 10 yards.
 UF Ball
 FS34 1-10 Reeves pass complete to Cheney for 12 yards and 1st down.
 FS22 1-10 Reeves pass intended for Cheney incomplete. Wallace rush.
 FS22 2-10 Deel breaks up middle and goes 22 yards for touchdown.
 Franco kick is good.

34 yds
3 plays

Florida 28, FSU 7 1:31

Franco kicks to Snell on 2, returns 33 yards to 25.
 FS26 1-10 Warren pass complete to Laydes for 34 yards and 1st down.
 UF37 1-10 Smith on reverse no gain.
 UF37 2-10 Warren pass intended for Damon incomplete. Fair defense.
 UF37 3-10 Warren pass intended for Jurett incomplete. Clark almost intercepts.
 UF37 4-10 Fontes field goal attempt is no good. 53 yard attempt.
 UF Ball
 UF20 1-10 Durrance ~~tries~~ tries middle for four yards.
 UF24 2-6 quarter ends.

ball control plays
FSU 13
FLA 28
2nd Quarter

Florida 28, FSU 7

FLASH FOOTBALL STATS

Quick Halftime and After Game Reports of Vital Team Statistics and Individual Leaders
(Approved Wire Services Form)

HALFTIME

Circle One

FINAL

TEAM STATISTICS

	UNIV. OF FLA. VISITORS	FSU HOME TEAM
Score	28	7
First Downs	12	4
Rushing Yardage (Net)	110	18
Passing Yardage (Net)	185	114
*Return Yardage (Net)	60	4
Passes (Comp'd - Att'd - Had Int'd)	9-14-1	5-14-3
Punts (Number - Average)	2 - 37.5	3 - 43
Fumbles Lost	3	1
Yards Penalized	21	45

*Return of Punts, Intercepted Passes and Fumbles (not kickoffs).

INDIVIDUAL LEADERS

U. F. VISITORS				
RUSHING	Att'd	Net Yards	For TD	Long Gain
WARRANCE	12	36	1	5
RICH	7	47	-	18
REAVES	1	57	-	5
DOEL	-	22	-	22
PASSING	Att-Comp-Int.	Yds.	For TD	
REAVES	11-17-1	185	2	
	-	-	-	
PASS RECEIVING	No.	Yards	For TD	
ALVAREZ	3	40	-	
JACKSON	1	19	1	
YANCEY	1	81	1	
CHENEY	1	12	-	
PUNTING	No.	Avg.	Long Gain	
CARRELL	3	43	48	

FSU HOME TEAM				
RUSHING	Att'd	Net Yards	For TD	Long Gain
JARRETT	4	9	10	3
BAILEY	4	1	-	4
MUNEL	4	7	-	3
PASSING	Att-Comp-Int.	Yds.	For TD	
WHIGHAM	12-19-2	77	-	
WARREN	1-1-1	37	-	
PASS RECEIVING	No.	Yards	For TD	
DAWSON	2	34	-	
JARRETT	1	9	-	
TYSON	1	34	-	
GAYDO	1	37	-	
PUNTING	No.	Avg.	Long Gain	
JAMES	2	37.5	44	

THIRD QUARTER

FSU receives. France kicks to Snell on 7, returns 14 yards to 21, but Gators offside.
 France kicks to McMillan on nine, returns 22 yard return to 32.

- FS32 1-10 Warren pass complete to Jarrett for eight yards.
- FS40 2-2 Warren keeps reverses field and goes for 17 yards and 1st down.
- US16 1-10 Warren pass for Smith incomplete
- UF43 2-10 Warren pass complete to Gaydos for nine.
- ~~FS35 1-10 Warren pass complete to Gaydos for nine.~~
- ~~US16 1-10 Warren pass complete to Gaydos for nine.~~
- UF34 3-1 Bailey loses one.
- UF35 4-2 Warren keeps for four yards and 1st down.
- UF31 1-10 Warren pass incomplete
- UF31 2-10 Warren pass intended for Dawson incomplete, FSU loses 15, holding.
- UF48 2-27 Warren pass complete to Munroe for one yard.
- UF47 3-36 Warren pass intercepted by Clark, returns to UF 30
- UF Ball
- UF 30 1-10 Walker gets four
- UF34 2-6 Durrance rambles for 17 yards.
- FS49 1-10 Walker gets two.
- ~~FS49 1-10 Walker gets two.~~
- FS47 2-8 Reaves pass complete to Alvarez for 29 yards and 1st down.
- FS18 1-10 Durrance no gain
- FS18 2-10 Reaves pass complete to Jackson for five, fumble, ~~xxx~~ Yancey rec. for Fla.
- FS13 3-5 Reaves pass incomplete
- FS13 4-5 France 30 yard field goal is $\frac{1}{2}$ good.

Florida 31, FSU 7 8:30

70 yards
8 plays

France kicks off to McMillan, reverse to Smith, ~~xx~~ returns to 15.

- FS14 1-10 Jarrett on draw gets 21 and 1st down.
- FS35 1-10 Jarrett gets two
- FS37 2-8 Warren pass for Dawson incomplete
- FS37 3-8 Warren keeps for 13 yards, fumbles, Dees recovers for FSU.
- US15 1-10 Warren pass complete to Lanahan for loss of three.
- UF48 2-13 Warren pass incomplete to Gaydos.
- UF48 3-13 Warren pass complete to Tyson for 39 yards and 1st down.
- UF9 1-8 Warren keeps for no gain
- UF9 2-0 Warren loses seven. Powell rushes.
- UF16 3-0 Warren pass intended for ~~xxxxxx~~ Tyson incomplete.
- UF16 4-0 Warren pass for Gaydos is caught, but he is over end zone stripe. incomplete.
- UF Ball
- UF16 1-10 Vinesett gets two
- UF18 2-8 Reaves loses five. Shaw rushes
- UF13 3-13 Doel picks up two. Ichse.
- UF15 4-11 James punt to Snell, fair catch on 50
- FSU Ball
- 50 1-10 Warren scrambles for five. Youngblood.
- UF45 2-5 Lanahan on draw loses one.
- UF46 3-6 Warren pass intended for Jarrett incomplete. Youngblood.
- UF46 4-6 Carrell punts out of bounds on Florida 23. 23 ~~xxxxxx~~ yd. punt.
- UF Ball
- UF23 1-10 Durrance sweeps right for three yards.
- ~~UF23 1-10 Durrance sweeps right for three yards.~~

end of quarter

Florida 31, FSU 7

UF27 2-6 Reaves pass complete to Jackson for 11 yards and 1st down.
 UF38 1-10 Durrance picks up two.
 UF40 2-8 Durrance on sweeps for two. FSU loses 15, personal foul.
 FS43 1-10 Reaves pass intended for Cheney incomplete.
 FS43 2-10 George no gain.
 FS43 3-10 Reaves pass intended for Yancey incomplete.
 FS43 4-10 Bowen punts dead on FSU 7.
 FSU Ball
 FS7 1-10 Warren pass intended for Dawson incomplete.
 FS7 2-10 Warren pass complete to Dawson for 20 yards and 1st down.
 FS27 1-10 Warren to pass loses ten. Buchanan.
 FS17 2-20 Warren pass intended for Dawson incomplete.
 FS17 3-20 Warren pass intended for Dawson incomplete.
 FS17 4-20 Carrell punts to ~~Harold~~ Clark on UF 49, returns ~~forwards~~ 61 yards for TD, but Florida loses 15, clipping.

UF Ball
 UF33 1-10 Walker gains two.
 UF35 2-8 Walker on left side for no gain.
 UF35 3-6 Schebly pass intended for Ginter incomplete.
 UF35 4-8 James punts to Snell on FS25, returns to 34. Fla. loses 15, holding.
 UF21 4-23 James punts dead on FSU 46. 33 yard punt.

FSU Ball
 FS46 1-10 Warren fumbles snap Durkin recovers for Florida.

UF Ball
 FS46 1-10 Doel picks up one.
 FS45 2-9 Florida takes too much time, five yards.
 FS50 2-11 ~~Schebly~~ Schebly pass knocked down by Amman incomplete.
 50 3-14 George on trap gets ten yards.
 FS40 4-4 James punts into endzone. 40 yard punt.

FSU Ball
 FS20 1-10 Warren to pass loses eight by Buchanan.
 FS12 2-18 Warren pass intercepted by Deddridge on 27, returns for Touchdown.
 France kick is good.

Florida 38, FSU 7 7:08

France kicks to Lanahan on 19, returns to 35.

FS35 1-10 Huff pass complete to Parris for 23 yards and 1st down.
 UF43 1-10 Huff pass complete for 43 yards to Gray for touchdown.
 Huff pass complete to Gaydes for two points.

Florida 38, FSU 15 6:26

Fontes attempts onside kick, it ~~is~~ ends up on FS 49, Gator ball.

FS49 1-10 Vinesett picks up two yards on pitchout.
 FS47 2-8 Vinesett gets four yards.
 FS43 3-4 ~~Schebly~~ Schebly loses four on fumble snap.
 FS47 4-8 James punts to Snell on seven, returns to 17.
 FSU Ball
 FS17 1-10 Huff pass intended for Smith incomplete. Clark defends.
 FS17 2-10 Huff pass complete to Parris for 27 yards and 1st down.
 FS44 1-10 Huff pass intended for Smith incomplete. Hager.
 FS44 2-10 Huff pass complete to Parris for 30 yards and 1st down.
 UF36 1-10 Huff pass intended for Smith incomplete. Clark.
 UF26 2-10 Huff pass complete to Dawson for 18 yards and 1st down.
 UF8 1-10 Huff pass intended for Parris incomplete.
 UF8 2-0 Huff pass intended for Dawson incomplete, Fla. called for interference 1st down.
 UF1 1-0 Huff pass complete to Smith for one yard and touchdown.
 Huff pass intended for Dawson incomplete. Hager.

Florida 38, FSU 21 2:29

Fontes onside ~~kick~~ kick recovered by Peterson. Altercation follows. Florida penalized to own 43.

UF43 1-10 Reaves pass intended for Alvarez incomplete.
 UF43 2-20 Walker sweeps right for four yards. Thomas.
 UF47 3-21 Reaves pass complete to ~~Harold~~ Yancey for 15 yards.
 FS44 4-6 James punts out of bounds on the six.
 FSU Ball
 FS6 1-10 Huff pass intended for Parris incomplete.
 FS6 2-10 Huff pass intended for Gray incomplete.
 FS6 3-10 Huff pass complete to Parris for 15 yards and 1st down.

Fourth quarter continued

(Huff pass not good, Florida penalized 15 for personal foul(on last play)

FS22 1-10 Huff loses 12 yards on pass attempt.
FS11 2-21 Huff pass complete to Parris for 23 yards and 1st down.
FS34 1-10 Huff pass complete to Smith for 66 yards and touchdown.
Huff pass intended for Parris no good.

Florida 38, FSU 27 0:11

Fontes kick onside is recovered by Gators on Fla. 45.

UM45 1-10 Durrance gets nothing as time runs out.

Florida 38, FSU 27

FLASH FOOTBALL STATS

Quick Halftime and After Game Reports of Vital Team Statistics and Individual Leaders
(Approved Wire Services Form)

HALFTIME

Circle One

FINAL

TEAM STATISTICS

	U. F. VISITORS	FSU HOME TEAM
Score	38	27
First Downs	16	16
Rushing Yardage (Net)	158	45
Passing Yardage (Net)	246	418
*Return Yardage (Net)	96	15
Passes (Compl'd - Att'd - Had Intc'd)	13-24-1	19-47-5
Punts (Number - Average)	8 - 36.6	5 - 39.2
Fumbles Lost	3	2
Yards Penalized	78	77

*Return of Punts, Intercepted Passes and Fumbles (not kickoffs).

INDIVIDUAL LEADERS

U. F. VISITORS					FSU HOME TEAM				
RUSHING	Att'd	Net Yards	For TD	Long Gain	RUSHING	Att'd	Net Yards	For TD	Long Gain
DURRANCE	16	60	1	17	WARREN	8	19	0	18
RICH	7	47	0	18	JARRETT	6	22	1	21
REAVES	5	(-24)	0	5	MUNROE	4		0	3
HEEL	4	31	1	22	HUFF	1	(-10)	0	
PASSING	Att-Compl-Int.	Yds.	For TD		PASSING	Att-Compl-Int.	Yds.	For TD	
REAVES	22-13-	246	2		WHIGHAM	10-4-2	77	0	
CHNEBLY	2-0-0	0	0		WARREN	22-1-3	111	0	
					HUFF	15-3-0	240	3	
PASS RECEIVING	No.	Yards	For TD		PASS RECEIVING	No.	Yards	For TD	
ALVAREZ	4	69	0		DAWSON	4	72	0	
JACKSON	3	36	1		PARRIS	4	63	0	
YANCEY	2	50	1		SMITH	3	67	2	
					GRAY	1	42	1	
PUNTING	No.	Avg.	Long Gain		PUNTING	No.	Avg.	Long Gain	
CARRELL	8		48		JAMES	5	36.0	44	
					BOWEN	1	27	37	

SCORING

	1	2	3	4	Final
FLORIDA	7	21	3	7	38
FLORIDA STATE	7	0	0	20	27

Scoring-----

FSU-- Jarrett 3 yd run. (Fontes kick) 2:19 1st Period
FLA-- Yancey 81 yd pass from Reaves. (Franco kick) 1:25 1st Period
FLA-- Jackson 19 yd pass from Reaves. (Franco kick) 7:28 2nd Period
FLA-- Durrance 5 yd run. (Franco kick) 2:31 2nd Period
FLA-- Doel 22 yd run. (Franco kick) 1:31 2nd Period
FLA-- Franco 30 yd FG. 8:30 3rd Period
FLA-- Doddridge 27 yd interception return. (Franco kick) 7:06 4th Period
FSU-- Gray 42 yd pass from Huff. (Gaydos from Huff) 6:26 4th Period
FSU-- Smith 1 yd pass from Huff. (Pass failed) 2:29 4th Period
FSU-- Smith 66yd pass from Huff. (Pass failed) 0:11 4th Period

ATTENDANCE-- 42,704

UNIV. OF FLA. vs. FLA. STATE

Date OCT. 10, 1970

Stadium DOAK CAMPBELL

Attendance

FINAL TEAM STATISTICS

	UNIV. OF FLA. VISITORS	F.S.U. HOME TEAM
Total First Downs	16	16
Rushing Yardage (Net)	158	45
Passing Yardage (Net)	246	418
Total Offense	404	463
Return Yardage	96	15
Passes Completed/Att'd/Had Int/	13 - 24 - 1	19 - 47 - 5
Passes Intercepted By	5	1
Number Punts/ Average	8 - 36.6	5 - 39.2
Fumbles/ Fumbles Lost	7 - 3	2 - 2
Total Yards Penalized	7 - 78	7 - 77
First Downs Rushing	6	3
First Downs Passing	9	11
First Downs Penalty	1	2
Yards Lost Rushing	37	55
Yards Interceptions Returned	45	4
Punts Blocked By	0	0
Number Punts Returned	2	1
Total Yards Punts Returned	51	11
Number Kickoffs Returned	3	7
Total Yards Kickoffs Returned	41	137
Total Rushing Plays	49	31
Total Plays	73	78

FINAL INDIVIDUAL FOOTBALL STATISTICS

UNIV. OF FLA.

VISITORS

RUSHING	Att'd	Net Yards	For TD	Long Run
DURRANCE	16	60	1	17
RICH	7	47	0	18
REAVES	5	(-24)	0	5
DOEL	4	31	1	22
WALKER	8	21	0	6
VINESETT	4	11	0	4
GEORGE	4	16	0	10
SCHNEEBLY	1	(-4)	0	-

TOTALS 49 158 2 -

PASSING	Att'd	Compl.	H.I.	Yards	For TD	Long Pass
REAVES	22	13	1	246	2	81
SCHNEEBLY	2	0	0	0	-	-

TOTALS 24 13 1 246 2 -

PASS RECEIVING	No.	Yds.	For TD	Long Rec'n
ALVAREZ	4	69	0	29
JACKSON	3	36	1	19
YANCEY	2	96	1	81
CHENEY	1	12	0	12
DURRANCE	1	5	0	5
GEORGE	1	14	0	14
RICH	1	12		12
TOTALS	13	244	2	-

PUNTING	No.	Yards	Avg.	Long Punt
JAMES	7	356	36	44
BOWEN	1	37	37	37

TOTALS 8 293 36.6

ALL RETURNS	Punts No.	Yds.	Kickoffs No.	Yds.	Inter's No.	Yds.
DODDRIDGE	-	-	-	-	1	27
BURNS	-	-	-	-	1	10
CLIFFORD	-	-	-	-	1	1
KELLEY	-	-	-	-	1	7
CLARK	1	9	-	-	1	0
ALVAREZ	1	42	-	-	-	-
JACKSON	-	-	2	31	-	-
HAGER	-	-	1	10	-	-
TOTALS	2	51	3	41	5	45

FLA. STATE

HOME TEAM

RUSHING	Att'd	Net Yards	For TD	Long Run
JARRETT	6	32	1	21
BAILEY	5	0	0	4
MUNROE	4	7	0	3
WHIGHAM	3	1	0	7
LANAHAN	2	(-4)	0	-
WARREN	8	19	0	18
TYSON	1	0	0	-
SMITH	1	0	0	-
HUFF	1	(-10)		-

TOTALS 31 45 1 -

PASSING	Att'd	Compl.	H.I.	Yards	For TD	Long Pass
WHIGHAM	10	4	2	77	0	34
WARREN	22	7	3	111	0	39
HUFF	15	8	0	230	3	66

TOTALS 47 19 5 418 3 -

PASS RECEIVING	No.	Yds.	For TD	Long Rec'n
DAWSON	4	72	0	21
JARRETT	2	17	0	9
TYSON	2	73	0	39
GAYDOS	2	46	0	37
PARRIS	4	103	0	30
GRAY	1	42	1	42
MUNROE	1	1	0	1
LANAHAN	1	(-3)	0	-
SMITH	2	67	2	66
TOTALS	19	418	3	-

PUNTING	No.	Yards	Avg.	Long Punt
CARRELL	5	196	39.2	48

TOTALS 5 196 39.2 48

ALL RETURNS	Punts No.	Yds.	Kickoffs No.	Yds.	Inter's No.	Yds.
THOMAS	-	-	-	-	1	4
SNELL	1	11	2	51	-	-
McMILLAN	-	-	3	59	-	-
SMITH	-	-	1	11	-	-
LANAHAN	-	-	1	16	-	-
TOTALS	1	11	7	137	1	4

QUOTES FROM COACH PETERSON:

"We lost our poise when we got behind and this killed us. Florida is an outstanding football team. They are well coached and they have great speed.

80 "We have 3 or 4 football players who are not ~~disciplined~~ disciplined.

"In the first quarter we thought ~~the~~ things were going just as we ~~planned~~ ~~planned~~ planned. We wanted to ahead of them. If they get ahead of you Reaves takes more chances. If they're behind, they're a little more conservative.

"I guess they won the first half and we won the second. But the only thing which counts is the scoreboard.

"Huff has been coming along. We told all three quarterbacks before the game that we were going with the one which was on.

"I'm certainly impressed with Huff and also Gary Parris. But I can't second ~~my~~ guess myself for not using him sooner. Based on performance, and that's what we go by, Huff is now No. 1.

"In pre-season practice Huff didn't look as good as the other two and that's why he was No. 3.

"Huff's performance gives me a new life. You just have to complete a couple of long ones to make an offense go.

"Again I say I can't look back for not using Huff sooner. If I could look back I'd ~~like~~ like to play that second quarter over again.

"Parris is certainly a contender for a first string berth.

"Florida won because they played better football."

Quotes Florida Head Coach Doug Dickey¹¹₂₃

"I felt we needed an inspired effort and better execution than we've been getting in order to win. We got both.

"This past week of practice is the first time this year, including pre-Duke practices, that we've had the 22 boys who start on Saturday practicing together all week long. This was a big help in developing team unity and getting polish which makes for good execution.

"We had a lot of heroes, almost too many to pick out individuals. I thought our defensive end play continued to be very good. Jack Youngblood and Robert Harrell are just outstanding all around defensive ends who take a ~~lot~~ lot of things away from the offense. Harrell has played five consecutive good games and Youngblood has been outstanding the past two weeks after coming back from the knee injury in the Duke game.

"Our secondary is improving rapidly in the area of reacting to the thrown football. We are getting people around the ball when it is in the air and today we probably lost a couple of interceptions because we had our own men colliding going after the ball. This is a good sign.

"This was by far our best offensive line performance. They blocked well for both the passing and the running game.s. I thought we had some big holes opened up in the first half. This unit, too, is improving.

"The players who should be making big plays for us did it today. People like Carlos Alvarez, John Reaves, Tony Durrance, Mike Rich and Jim Yancey are capable of breaking open a game. That is what they did in the first half.

"I thought Reaves' performance at quarterback was exceptional, all you could ask of ~~a~~ an athlete. He threw the ball with more zip than he has all year.

"FSU has a good football team. I still believe they have the best defense we've faced yet and their offense certainly came alive when the Huff boy went in at quarterback. They are going to beat quite a few people before this year is over."