
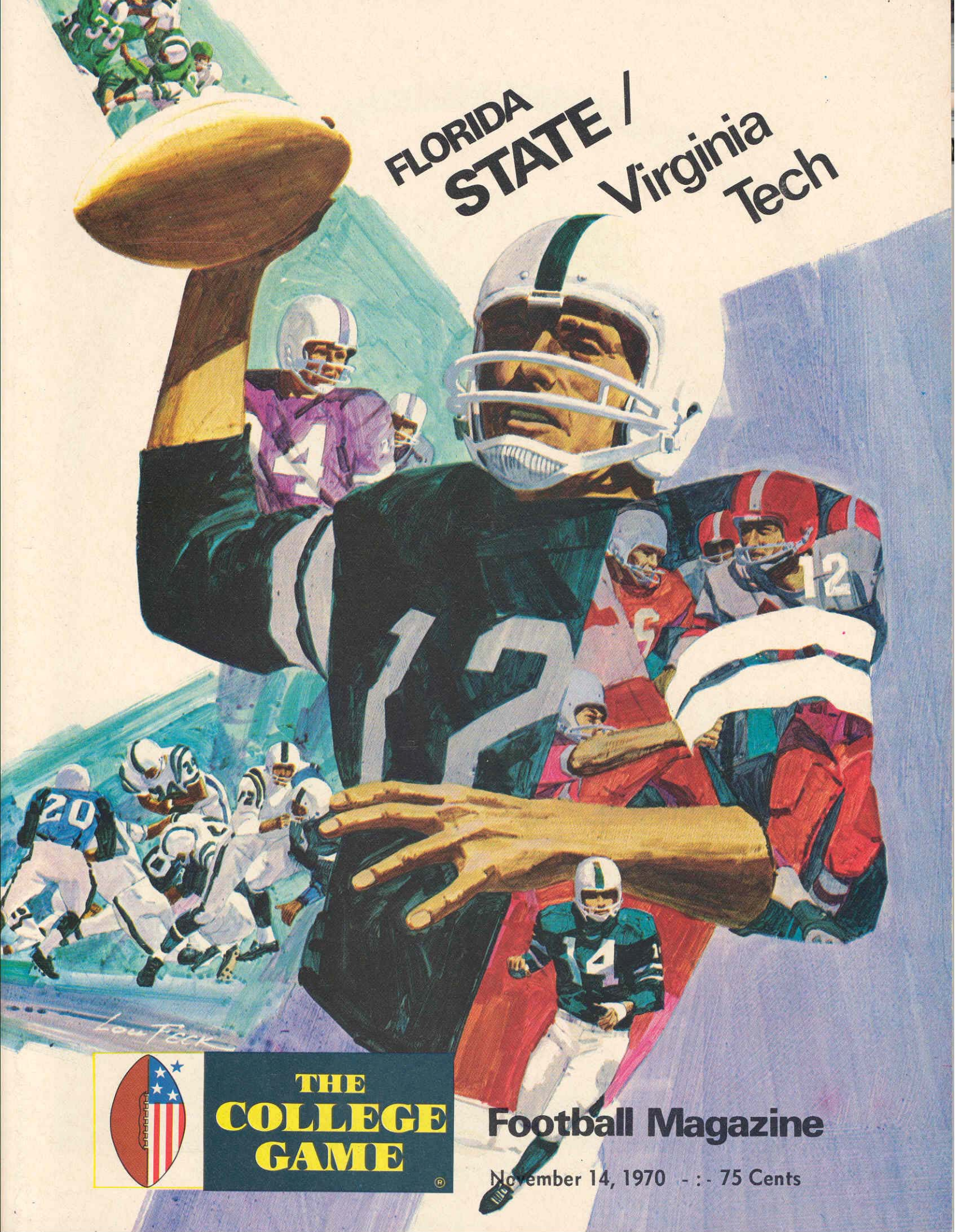


FLORIDA
STATE /
Virginia
Tech



**THE
COLLEGE
GAME**

Football Magazine

November 14, 1970 - : - 75 Cents

TODAY'S GAME

By Lonnie Burt

Sports Information Director

Today's homecoming foe, Virginia Tech, is back on the winning track and this always means problems for Florida State. In fact, it doesn't matter whether the Hookies are winning or losing, they come to play when the Seminoles are the opponents.

Virginia Tech started the season with five straight losses but now have won its last four. The Gobblers lost to Virginia (7-0), Alabama (51-18), Memphis State (21-20), South Carolina (24-7) and Wake Forest (28-9). Now Coach Jerry Claiborne's outfit has recorded victories over Tulsa (17-14), Buffalo (31-14), William and Mary (35-14) and last Saturday upset a good Villanova club 34-7.

One of the key figures in Virginia Tech's suddenly rising fortunes is wingback Jimmy Quinn. The 205-pound junior from Philadelphia started the season as the No. 1 split end. Then he was switched to wingback to take advantage of his running talent.

He has carried the ball 49 times for 308 yards and has caught 25 passes for 398 yards.

Where in the past, Virginia Tech was somewhat leary about putting the ball in the air, that is not the case this season. After starting quarterback Bob German was lost with an injury, Gil Schwabe has taken charge and done an outstanding job. The 210-pound senior from Roosevelt, N.Y., has hit on 60 of 122 passes for 807 yards and five touchdowns.

Tech's top rusher is tailback Perry Tiberio who has 611 yards in 148 carries including seven touchdowns.

Guards Jim Pigninelli and Sam Bria brace a Gobbler defense which has always given Florida State problems.

In the battle of these two Southeastern independents, Virginia Tech leads the series 7-6-1. Last season, the Gobblers and Seminoles played to a 10-10 tie on a cold day in Blacksburg, Va.

1970 FLORIDA STATE SCHEDULE

9 Louisville 7
13 @Georgia Tech 23
19 Wake Forest 14
27 Florida 38
12 @Memphis State 16
21 @South Carolina 13
27 @Miami 3
38 Clemson 13
Nov. 14 Virginia Tech (HC)
Nov. 21 Kansas State
Nov. 26 Houston (@ Tampa)

1970 VIRGINIA TECH SCHEDULE

0 Virginia 7
18 @Alabama 51
20 Memphis State 21
7 @South Carolina 24
9 @Wake Forest 28
17 Tulsa 14
31 Buffalo 14
35 Wm. and Mary 14
34 Villanova 7
Nov. 14 Florida State
Nov. 21 V.M.I.

— NEXT WEEK —

The Seminoles close out the 1970 home slate with an afternoon contest against Kansas State. Vince Gibson, a former Seminole, has All-America candidate Lynn Dickey as his quarterback and there promises to be plenty of fireworks. It will be the last Campbell Stadium appearance for the seniors and it will be Dad's Day.


For All Your Photo Needs
Camera's
Film

Darkroom Equipment
Binoculars
Recorders
Rentals

See The Friendly Folks At


Tallahassee Camera Center

117 NORTH MONROE



The 1964 Seminoles

"The Magnificent Seven," "The Forgotten Four," "Bullet," "Tuxedo Steve" and "The Bomb" are all terms which were connected with Florida State's outstanding 1964 football squad. Winners of eight regular season games, the Seminoles were unscored upon in the first 15 quarters of the season, and came up 29 seconds short of their fourth straight shutout. The Tribe completed the regular season with seven games in which it held the opposition to a single touchdown or less and only one opponent scored more than two. Then came the Gator Bowl game. On Jan 2, 1965, the Seminoles—before a record setting capacity crowd and a national TV audience—scalped a strong Oklahoma team, 36-19.



THE SQUAD

Front Row (left to right): D'Alessandro, Blankenship, Dawson, Sumner, Mankins, DeLopez, Murdock, Tensi, Bibent, Lamarche, Menendez. Second Row: Brady, McKinnon, Williamson, Johnson, Pitts, Gero, Hammond, Campbell, Green, Moremen, Petko, Spooner, Wetherell, Giardino, Conway, Lurie, Revell. Third Row: Wachtel, Hermann, McDowell, Shinholser, Potorff, Massey, Waller, Bailey, Biletnikoff, J. Jones, Richardson, Riser, Saunders, Langston, Ehler, Hall, Narramore, Hosack, D. Jones, Croley, Belbeck, Odom, Parrish. Fourth Row: Floyd, Garvin, Gunter, Hudson, McDuffie, Pope, Wettstein, D. Williams, Braggins, Mangan, Mathews, F. Pennie, C. Pennie, West, P. Williams, Avezzano, Mackenzie, G. Williams, Edwards, Stephens, Pritchett.

THE RESULTS

FSU	Opponent		FSU	Opponent	
14	Miami (Miami)	0	34	Southern Mississippi (Tallahassee)	0
10	Texas Christian Univ. (at Fort Worth)	0	13	Houston (Houston)	0
36	New Mexico State (Tallahassee)	0	28	N.C. State (Tallahassee)	6
48	Kentucky (Tallahassee)	6	16	Florida (Tallahassee)	7
17	Georgia (Athens)	14	36	Oklahoma (Gator Bowl) (Jacksonville)	19
11	Virginia Tech (Blacksburg)	20			

THE COACHES

The 1964 season was the fifth for Head Coach Bill Peterson. His assistants that season were Don James (First Assistant and Defensive Chief), Bill Crutchfield (Offensive Chief), John Coatta (Defensive Ends and Linebackers), Bob Harbison (Defensive Line), Bobby Bowden (Offensive Ends), Don Powell (Offensive Line).

THE 1964 SEMINOLES

THE OFFENSE



The 1964 First Team Offense — Kneeling: Red Dawson, (SE), Tom West (RT), Dale MacKenzie (RG), Jack Edwards (C), Joe Avezzano (LG), Del Williams (LT), Don Floyd (TE). Standing: Fred Bilet-nikoff (FL), Wayne Giardino (FB), Phil Spooner (HB), Steve Tensi (QB).

Florida State's 1964 offense scored 227 points in 10 regular season games, then added 36 more against Oklahoma in the Gator Bowl. The Seminoles scored 15 times via the airplanes and 14 times on the ground. Les Murdock kicked nine field goals and 22 extra points and there were two, two point conversions. They rolled up 3,415 yards in total offense, 2,029 of it passing. Quarterback Steve Tensi worked behind a line that gave him such good protection, that he earned a reputation as the quarterback, "who could have worn a tuxedo." So devastating was the Seminole offense that Jimmy Mann, then with the St. Petersburg Times wrote, before the Gator Bowl game; "Oklahoma, like Will Rogers, knows nothing but what it reads in the papers. Gomer Jones (Oklahoma Coach) has no way to imagine how truly terrifying a Tensi-to-Biletnikoff afternoon can be." A week after those words were first written, Jones and the Sooners saw Tensi and Biletnikoff at their best.


THE DEFENSE

The 1964 First Team Defense — The Magnificent Seven (kneeling): George D'Allesandro, Frank Pennie, Dick Herman, Jack Shinholser, Bill McDowell, Avery Sumner, Max Wettstein, "The Forgotten Four" — Maury Bibent, Jim Massey, Winfred Bailey, Howar Ehler.



The Seminoles 1964 defensive unit buried the tomahawk in more than a few opponents. Led by a superb front line that was nicknamed "The Seven Magnificents", the Tribe defense did not give up a single point until its 16 quarter of play—and that was set up by a fumbled punt, deep in Seminole Territory. The Magnificents trade mark was their bald scalps, and they made more than a few enemy quarterbacks wish that scalping was their only trade. Only one time during the regular season was the opposition able to score more than two touchdowns in a single game. They yielded just 66 points and only 1,811 yards total offense. The fame of the front seven overshadowed the play of a fine defensive backfield which became known as the "Forgotten Four." But it certainly did not let the opposition forget many of them. Seminole opponents completed only 39% of their passes and had 10 intercepted.

listen to the sounds of an out dated Tallahassee business.



Sound familiar? In today's fast-paced world, a busy line could signal a loss of business. When a modern system from Southeastern Telephone could automatically transfer incoming calls to other lines, should the main line be in use.

Installation is really a simple procedure, and a new system costs just pennies a day. Far less than lost business or an irate customer. Call us, and keep your lines busy. As well as your help.



southeastern telephone company
A Tradition of Sound Service

REVIEWING 1964

Florida State 14, Miami 0

Steve Tensi and Fred Biletnikoff teamed for a pair of 15 yard touchdown passes as the Seminoles shutout the Hurricanes for the second straight year.

Florida State 10, TCU 0

A wet, treacherous field and a defense that double and triple teamed Fred Biletnikoff combined to check the Seminoles, but Les Murdock's first period field goal and Phil Spooner's fourth quarter touchdown run provided the scoring.

Florida State 36, New Mexico St. 0

The home debut was a sweet one as the Seminoles shutout their third straight opponent to become the only unscored upon team in the country.

Florida State 48, Kentucky 6

It was Homecoming and this one was a real shocker.

Florida State 17, Georgia 14

The Seminoles trailed in this one for the first time in the season. Georgia scored midway in the final stanza to go on top, but Tensi took the kickoff and drove the Seminoles back on top with pinpoint passing.

VPI 20, Florida State 11

A black day in Blacksburg. The Seminoles had a record setting 423 yards in offense and VPI just 200, but the Tribe could not punch the ball across the goalline.

Florida State 34, So. Miss. 0

The defense limited the Southerners to 88 total yards and the offense indicated it really hadn't forgotten the way to the enemy's endzone.

Florida State 13, Houston 13

Going into the fourth quarter, the Seminoles appeared to have this one wrapped up. But then the Cougars, came to life for a pair of touchdowns, but missed the second extra point.

Florida State 28, N.C. State 6

The Seminoles jumped in front early and once again the opposition did not make the scoreboard until the fourth quarter.

Florida State 16, Florida 7

The largest home crowd in Florida State history watched as the Seminoles won their first game against Florida and earn the Gator Bowl bid.

Florida State 36, Oklahoma 19

Steve Tensi completed 23 of 36 passes for 303 yards and five TD's. Fred Biletnikoff caught 13 passes for 192 yards and four TD's and they were named co-recipients of the MVP award.

SEMINOLE FANS!



YOU
ARE
THERE!

MEET THE 1970

FRONT

COMPLETE
FOOTBALL
COVERAGE

IN THE

TAMPA
TRIBUNE

READ


JIM

SELMAN

ASS'T. SPORTS EDITOR
EVERY
MORNING



BERYL RICE
Senior — End
Fernandina Beach
Criminology



BILL SHAW
Junior — End
Marietta, Ga.
Criminology



ROBERT McEACHERN
Senior — Tackle
Tallahassee
Criminology

SEMINOLE

FOUR

RICHARD AMMAN
Junior — Tackle
Cocoa Beach
Business



LARRY STRICKLAND
Sophomore — Tackle
Tallahassee
Business



RON WALLACE
Senior — End
Macon, Ga.
Business

TOM WHITE
Senior — Tackle
West Palm Beach
Educational Adm.



CAPT'N LOUIE'S GALLEY

THE FINEST SEAFOOD & CHICKEN

TAKE OUT OR DINE IN

EXPERTS IN THE PREPARATION OF FINE
SEAFOOD AND CHICKEN FOR OVER 20 YEARS

NOW
TWO LOCATIONS
IN
TALLAHASSEE


100 W. Tharpe
385-1179

620 W. Tenn.
224-1181




TALLAHASSEE

FRONT FOUR CONT'D



MIKE GLASS
Sophomore
Tampa
Business



CHARLEY HUNT
Sophomore — End
Jacksonville
Business



QUALITY MOTEL



The Chez Napoleon Room
Complete Banquet and Meeting Facilities
Cocktail Lounge - Bonaparte's Retreat

COLOR TV

"We Cater to
Commercial Men"

Phone 877-6171

On the Parkway... 1027 APALACHEE PKWY. US 27 So.

YESTERDAY

FLORIDA STATE 48, KENTUCKY 6

Perhaps no game in Florida State history was more electrifying and shocking than the Seminoles' 1964 conquest of giant-killer Kentucky. The Wildcats came into Campbell Stadium undefeated, they were ranked fifth in the nation and had just knocked off strong Ole Miss and Auburn clubs.

It was only the second weekend in October, but the Seminoles were celebrating Homecoming— and did they ever. When the smoke cleared the Tribe had smashed Kentucky's hopes of national glory (the Wildcats lost three straight following the Florida State game) with a resounding, 48-6, triumph.

Kentucky won the toss, but got only four yards and was forced to punt. The Seminoles took the kickoff and Steve Tensi set the pace of the afternoon, directing an 11 play scoring drive. A two-yard pass to Lee Narramore got the touchdown.

A minute and 40 seconds later the Seminoles had the game sewn up. Following a Wildcat punt, Tensi dropped back at the FSU 47 and unleashed the bomb. Fred Biletnikoff eluded Kentucky's secondary, gathered the pass in at the 12 and raced in for the score.

Late in the first period Kentucky finally held the Tribe, but even that was a blessing disguise. Kentucky touched the punt and the Seminoles recovered at the 13. Before the period ended, Florida State led, 21-0, as the crowd of 34,248 watched in delirious disbelief.

Kentucky came to life in the second period and twice the Seminole defense was tested. The first time the Tribe held at the 18. Minutes later a pass interception gave the Wildcats the ball deep in Seminole territory. At the two, Bill McDowell hit Roger Bird, who fumbled and Avery Summer recovered for State.

Near the end of the half, the Seminoles mounted a drive from their own 34. In five plays Tensi directed the Tribe to the one and from there Phil Spooner took the ball in for the touchdown. The point after was missed and the half ended, 27-0.

The Seminoles scored twice in the third period on a 12-yard Tensi to Biletnikoff pass and a one-yard run by Wayne Giardino as the runaway became a rout. In the final stanza Ed Pritchett, who was subbing for Tensi, fired a completion to Biletnikoff at the six. He then circled right end to score himself.

As the game neared its end, Kentucky's last apparent bid to get on the scoreboard was thwarted. The Wildcats punted from their own 45. The Seminoles' Pat Conway called for a fair catch, but fumbled and Kentucky recovered at the two.

The Seven Magnificents' scoreless string was receiving its severest test. On the game's last play from scrimmage Frank Antonini found an opening and went into the end zone. The string was snapped with just 29-seconds left in the game.

No Florida State victory had ever received such acclaim. As a result, the Seminoles cracked the AP's top 10, and were ranked 11th by the UPI. Dick Dunkel's widely circulated power ratings jumped the Tribe to number one.

Tensi was named the AP's "National Back of the Week" and was selected to UPI's "National Backfield". And Coach Bill Peterson was the "Coach of the Week".

GARNET - GOLD

WEAR YOUR COLORS PROUD

BLAZER



\$60.00

Garnet or Gold Blazer of Dac-Wool blend for year round comfort. Sizes; Reg: 36-48, Shorts: 36-42, Longs 38-50, XL 40-48.

SAMMY SEMINOLE TIE



Tie one on! A garnet background with the authentic Sammy Seminole Mongram on the tie.

\$4.50

NAME: _____
ADDRESS: _____
CITY: _____
COLOR: _____ SIZE: _____
TIE ONLY: _____

NIC'S TOGGERY

115 S. Monroe St.
Tallahassee, Florida

FLORIDA STATE

3 Carrell, Duane—P-PK
11 Fontes, Frank—PK
12 Whigham, Frank—QB
14 Forey, Dan—QB
15 Warren, Tommy—QB
16 Shively, Randy—QB
18 Gaydos, Kent—WR
19 Huff, Gary—QB
20 Snell, David—DB
22 Smith, Barry—WR
23 Pederson, Don—WR
24 Lanahan, John—FB
26 Thomas, James—DB
27 Munroe, Arthur—RB
28 Ashmore, Robert—DB
29 Rust, Benny—DB
30 Bailey, Tom—RB
31 Magalski, Paul—FB
33 Parker, Clint—LB
35 Gray, Mike—WR
36 Oreair, Rick—RB
40 McMillan, Eddie—DB
42 Ratliff, Ron—DB
43 Montgomery, John—DB
44 Gridley, Buddy—DB
46 Bengtson, Brian—PK
47 Chip Harris—RB-P
48 Jarrett, James—FB
49 Glisson, Guy—LB
50 Whitehurst, Dan—LB
51 Howell, Bobby—LB
52 Sowers, Craig—C
53 Stokes, Jay—OG
54 Glass, Mike—LB
55 Dees, Allen—C
56 Lohse, Bill—LB
57 Bratton, Steve—DE
58 Gildea, Steve—LB
59 Strickland, Larry—OT
60 Rice, Barry—LB
61 Essex, John—OT
62 Bass, Theron—LB
63 Montgomery, George—OG
64 Musser, Charley—OG
65 McKinnie, J. W.—OG
66 Strickler, Joe—OT
67 Sammons, Mike—OG
68 Beville, Steve—C
69 White, Tom—DT
70 Henson, Bill—DT
72 Gibbs, Shane—OT
74 McEachern, Robert—DT
75 Amman, Richard—DT
76 Rimby, Bill—OT
77 Minor, Roger—OT
80 Hunt, Charlie—DE
81 Tyson, Jim—TE
82 Dawson, Rhett—WR
83 Wallace, Ron—DE
84 Parris, Gary—TE
85 Shaw, Bill—DE
87 Zaffran, Ted—TE
88 Rice, Beryl—DE

FLORIDA STATE

“Seminoles”

Offense			Defense		
WR	18	Kent Gaydos	LE	85	Bill Shaw
	22	Barry Smith		80	Charlie Hunt
LT	72	Shane Gibbs	LT	74	Robert McEachern
	76	Bill Rimby		69	Tom White
LG	65	J. W. McKinnie	LLB	58	Steve Gildea
	64	Charley Musser		60	Barry Rice
C	55	Allen Dees	MLB	56	Bill Lohse
	52	Craig Sowers		51	Bobby Howell
RG	63	G. Montgomery	RLB	50	Dan Whitehurst
	67	Mike Sammons		62	Theron Bass
RT	77	Roger Minor	RT	75	Richard Amman
	53	Jay Stokes		70	Bill Henson
TE	84	Gary Parris	RE	88	Beryl Rice
	87	Ted Zaffran		57	Steve Bratton
	81	Jim Tyson			
QB	15	Tommy Warren	MON	33	Clint Parker
	19	Gary Huff		49	Guy Glisson
RB	30	Tom Bailey	LC	26	James Thomas
	20	David Snell		29	Benny Rust
FB	48	James Jarrett	SAF	28	Robert Ashmore
	31	Paul Magalski		43	J. Montgomery
WR	82	Rhett Dawson	RC	40	Eddie McMillan
	35	Mike Gray		42	Ron Ratliff

PUNTS — 3 Duane Carrell

PUNT RETURNS — 20 David Snell

PLACEMENTS — 11 Frank Fontes

KICKOFF RETURNS—40 Eddie McMillan, 20 David Snell

VIRGINIA TECH

“Gobblers”

Offense			Defense		
SE	87	Nick Colobro	LE	85	Bruce Runyan
	28	Ed Tennis		88	Dave Strock
WT	75	Bill House	LT	79	Eddie Johns
	61	Buddy DeMarr		77	John Sprenkle
WG	74	John Schneider	LLB	54	Larry Smith
	50	Jack Abraham		71	Ron Sebeck
C	55	Wayne Stinnette	RE	66	Sam Bria
	56	Dave Bailey		76	Matt Cartwright
SG	63	Steve Maguigan	RT	60	Jim Pigninelli
	58	Glenn Brown		64	Lou Lagana
ST	68	Butch Hall	RLB	53	John Ivanac
	63	Steve Maguigan		30	T. Carpenito
TE	81	Mike Burnop	RT	73	Kevin Meehan
	82	Bob Karlsen		72	Duke Strager
QB	13	Gil Schwabe	RE	86	Tom Mikulski
	15	Don Strock		51	Nick Del Visco
FB	34	Bruce Denardo	LH	36	Ron Holsinger
	27	Jon Conlin		45	Bobby Dabbs
TB	31	Perry Tiberio	RH	22	Donnie Cooke
	25	John Dobbins		24	Bruce Glatthorn
WB	90	Jimmy Quinn	SAF	10	Lenny Smith
	20	Rich Matijevich		21	Tim Bosiack

PUNTS — 43 Jack Simcsak, 40 Andy Hromyak

PLACEMENTS — 43 Jick Simcsak, 88 Dave Strock

PUNT RETURNS — 21 Tim Bosiack

KO RETURNS — Rich Matijevich

VIRGINIA TECH

10 Smith, Lenny—SAF
13 Schwabe, Gil—QB
15 Strock, Don—QB
20 Matijevich, Rich—TB
21 Bosiack, Tim—DB
22 Cooke, Donnie—DG
23 Polito, Jim—WB
24 Glatthorn, Bruce—DB
25 Dobbins, John—TB
27 Conlin, Jon—TB
28 Tennis, Ed—QB
30 Carpenito, Tommy—LB
31 Tiberio, Perry—TB
32 Russo, Vince—FB
33 Ratliff, Barney—WB
34 Denardo, Bruce—FB
36 Holsinger, Ronnie—DB
40 Hromyak, Andy—40
43 Simcsak, Jack—K
44 Reel, Don—OE
50 Abraham, Jack—LB
51 Del Viscio, Nick—DE
53 Ivanac, John—LB
54 Smith, Larry—LB
55 Stinnette, Wayne—C
56 Bailey, Dave—C
57 Hunsucker, Jeff—LB
58 Brown, Glenn—OG
60 Pigninelli, Jim—DG
61 DeMarr, Barry—OG
62 Sonconi, Dale—DG
63 Maguigan, Stove—OG
64 Lagana, Lou—DG
66 Bria, Sammy—DG
68 Hall, Bruce—OT
69 Cogan, Dennis—DG
71 Sebeck, Ron—OT
72 Strager, Larry—DT
73 Meehan, Kevin—DT
74 Schneider, John—OT
75 House, Bill—OT
76 Cartwright, Matt—DT
77 Sprenkle, John—DT
78 Mathias, Ed—78,
79 Johns, Eddie—DT
81 Burnop, Mike—OE
82 Karlsen, Bob—OE
85 Runyan, Bruce—DE
86 Mikulski, Tom—DE
87 Colobro, Nick—DT
88 Strock, Dave—DE
90 Quinn, Jimmy—WB



DRIFTWOOD MOTEL and RESTAURANT

AMERICAN EXPRESS - DINERS - AMERICAN OIL - PHILLIPS 66 CREDIT CARDS HONORED

1402 W. TENN. (U.S. 90)

(904) 224-4174

- AIR CONDITIONED
- DIRECT DIAL PHONES
- Se habla Espanol
- CABLE COLOR TV
- POOL
- Northwest corner of Campus on U.S. 90; Fla. 20 West

FLORIDA STATE

NO.	NAME	POS.	CLASS	HT.	WT.	STATUS	HOMETOWN
75	AMMAN, RICHARD	DT	Jr.	6-6	234	1VL	Cocoa Beach
28	ASHMORE, ROBERT	DB	Jr.	6-0	189	1VL	Tallahassee
30	BAILEY, TOM	RB	Sr.	6-2	215	2VL	Coral Gables
62	BASS, THERON	LB	Sr.	5-11	200	2VL	Live Oak
46	BENGTSON, BRIAN	PK	Soph.	6-3	204	Squad	Green Bay, Wis.
68	BEVILLE, STEVE	C	Jr.	6-2	215	1VL	Fernandina Beach
57	BRATTON, STEVE	DE	Soph	6-1	210	Frosh	Maitland
3	CARRELL, DUANE	P-PK	Jr.	5-11	171	1VL	Washington, D.C.
82	DAWSON, RHETT	WR	Jr.	6-1	185	1VL	Valdosta, Ga.
55	DEES, ALLEN	C	Soph.	6-2	195	RS	Lakeland
61	ESSEX, JOHN	OT	Soph.	6-2	236	Squad	Miami
11	FONTES, FRANK	PK	Jr.	5-6	155	JC	Perth Ambpy, N.J.
14	FOREY, DAN	QB	Jr.	6-5	205	JC	Denver, Colo.
18	GAYDOS, KENT	WR	Jr.	6-6	209	1VL	Dallas, Tex.
72	GIBBS, SHANE	OT	Soph.	6-3	209	Frosh	Bay Minette, Ala.
58	GILDEA, STEVE	LB	Sr.	6-0	194	2VL	Daytona Beach
54	GLASS, MIKE	LB	Soph.	6-3	203	RS	Tampa
49	GLISSON, GUY	LB	Jr.	6-0	205	1VL	Tampa
35	GRAY, MIKE	WR	Sr.	6-3	200	2VL	Lake Mary
44	GRIDLEY, BUDDY	DB	Jr.	5-11	203	1VL	Tallahassee
47	HARRIS, CHIP	RB-P	Jr.	6-0	205	JC	Live Oak
70	HENSON, BILL	DT	Jr.	6-1	230	JC	Hyattsville, Md.
51	HOWELL, BOBBY	LB	Soph.	6-0	215	Frosh	Decatur, Ga.
19	HUFF, GARY	QB	Soph.	6-1	185	Frosh	Tampa
80	HUNT, CHARLIE	DE	Soph.	6-4	202	Frosh	Jacksonville
48	JARRETT, JAMES	FB	Jr.	6-2	202	1VL	Elizabethton, Tenn.
24	LANAHAN, JOHN	FB	Jr.	6-0	197	1VL	Jacksonville
56	LOHSE, BILL	LB	Sr.	6-1	228	1VL	St. Petersburg
74	McEACHERN, ROBERT	DT	Sr.	6-2	234	2VL	Tallahassee
65	McKINNIE, J.W.	OG	Jr.	6-2	210	1VL	Macon, Ga.
40	McMILLAN, EDDIE	DB	Soph.	6-2	172	Frosh.	Tampa
31	MAGALSKI, PAUL	FB	Jr.	5-11	208	1VL	Garfield Hts. Ohio
77	MINOR, ROGER	OT	Soph.	6-3	242	RS	Delray Beach
63	MONTGOMERY, GEORGE	OG	Jr.	6-2	229	1VL	Coral Gables
43	MONTGOMERY, JOHN	DB	Jr.	6-1	193	1VL	Jacksonville
27	MUNROE, ARTHUR	RB	Jr.	6-1	186	1VL	Quincy
64	MUSSER, CHARLEY	OG	Soph.	6-1	215	Frosh	Graceville
36	OREAIR, RICK	RB	Soph.	6-1	190	Frosh	Jacksonville
33	PARKER, CLINT	LB	Soph.	6-2	190	Frosh	Daytona Beach
84	PARRIS, GARY	TE	Soph.	6-3	220	Frosh	Vero Beach
23	PEDERSON, DON	WR	Sr.	6-1	184	2VL	Groveland
42	RATLIFF, RON	DB	Soph.	6-0	183	Squad	West Palm Beach
60	RICE, BARRY	LB	Sr.	6-2	210	2VL	Fernandina Beach
88	RICE, BERYL	DE	Sr.	6-1	204	2VL	Fernandina Beach
76	RIMBY, BILL	OG	Jr.	6-4	224	1VL	St. Petersburg
29	RUST, BENNY	DB	Jr.	6-0	193	1VL	Miami
67	SAMMONS, MIKE	OG	Jr.	6-1	210	1VL	Atlanta, Ga.
85	SHAW, BILL	DE	Jr.	6-2	215	1VL	Marietta, Ga.
16	SHIVELY, RANDY	QB	Soph.	6-0	164	Frosh	St. Petersburg
22	SMITH, BARRY	WR	Soph.	6-0	184	Frosh	Miami
20	SNELL, DAVID	DB	Soph.	5-8	175	Frosh	Slocomb, Ala.
52	SOWERS, CRAIG	C	Soph.	6-4	231	RS	Ft. Lauderdale
53	STOKES, JAY	OT	Jr.	6-4	229	1VL	Sanford
59	STRICKLAND, LARRY	DT	Soph.	6-1	220	RS	Tallahassee
66	STRICKLER, JOE	OT	Jr.	6-2	235	1VL	Avon Park
26	THOMAS, JAMES	DB	Soph.	6-1	188	Frosh	Macon, Ga.
81	TYSON, JIM	TE	Sr.	6-1	213	2VL	Pahokee
83	WALLACE, RON	DE	Sr.	6-2	187	2VL	Macon, Ga.
15	WARREN, TOMMY	QB	Sr.	5-11	169	2VL	Coral Gables
12	WHIGHAM, FRANK	QB	Jr.	6-0	184	Squad	Sanford
69	WHITE, TOM	DT	Sr.	6-0	225	1VL	West Palm Beach
50	WHITEHURST, DAN	LB	Soph.	6-4	215	RS	Adel, Ga.
87	ZAFFRAN, TED	TE	Jr.	6-3	190	1VL	Orlando



• CABLE COLOR TV IN ALL ROOMS
RECEIVING NINE CHANNELS

• POOL

• AIR CONDITIONED

• DIRECT DIAL PHONES

• Se habla Espanol

AMERICAN EXPRESS - DINERS - AMERICAN OIL
PHILLIPS 66 - BANKAMERICARD
MASTER CHARGE - CARTE BLANCHE

DRIFTWOOD MOTEL and RESTAURANT

Cocktails — Banquet Room

• Northwest corner of Campus
on U.S. 90; Fla. 20 West

1402 W. TENN. (U.S. 90)
(904) 224-4174

VIRGINIA TECH

No.	Name	Pos.	Hgt.	Wgt.	Hometown	Class
50	ABRAHAM, JACK	LB	5-11	200	Alexandria	Jr.
56	BAILEY, DAVE	C	5-10	200	Richmond	Sr.
21	BOSIACK, TIM	DB	6-1	185	Staunton	Jr.
66	BRIA, SAMMY	DG	5-11	180	Charleston, W. Va.	Jr.
58	BROWN, GLENN	OG	5-9	215	Chesapeake	So.
81	BURNOP, MIKE	OE	6-0	200	Salem	So.
30	CARPENITO, TOMMY	LB	5-9	185	Martinsville	So.
76	CARTWRIGHT, MATT	DT	6-1	205	Norfolk	So.
69	COGAN, DENNIS	DG	6-1	209	Derry, Pa.	Jr.
87	COLOBRO, NICK	DT	6-0	195	Bluefield, W. Va.	So.
27	CONLIN, JON	TB	6-0	185	Nashville, Tenn.	So.
22	COOKE, DONNIE	DB	5-11	182	Durham, N.C.	Jr.
51	DEL VISCIO, NICK	DE	6-1	205	Haventown, Pa.	Sr.
61	DeMARR, BARRY	OG	6-0	200	Arlington	So.
34	DENARDO, BRUCE	FB	6-0	190	Mountain View, Calif.	So.
25	DOBBINS, JOHN	TB	5-10	195	Radford	So.
24	GLATTHORN, BRUCE	DB	6-0	185	Philadelphia, Pa.	Jr.
68	HALL, BUTCH	OT	6-2	229	Lindenwold, N.J.	Sr.
36	HOLSINGER, RONNIE	DB	6-0	185	Broadway	Jr.
75	HOUSE, BILL	OT	6-1	215	Pumpton Plains, N.J.	Jr.
40	HROMYAK, ANDY	OE	5-10	175	Richmond	So.
57	HUNSUCKER, JEFF	C	5-11	205	Whitesburg, Ky.	Jr.
53	IVANAC, JOHN	LB	5-9	197	Herminie, Pa.	Sr.
79	JOHNS, EDDIE	DT	6-3	220	Chattanooga, Tenn.	Jr.
82	KARLSEN, BOB	OE	6-3	208	East Meadow,	So.
40	KUSHNER, LARRY	OE	5-11	188	Creighton, Pa.	Sr.
64	LAGANA, LOU	DG	5-10	215	Charlotte, N.C.	So.
63	MAGUIGAN, STEVE	OG	6-1	229	Chester	So.
78	MATHIAS, ED	DT	6-2	205	Middletown, Pa.	So.
20	MATJEVICH, RICH	TB	5-11	180	Weirton, W. Va.	Jr.
73	MEEHAN, KEVIN	DT	6-0	225	Philadelphia, Pa.	Jr.
86	MIKULSKI, TOM	DE	6-2	195	St. Albans, W. Va.	Sr.
60	PIGNINELLI, JIM	DG	6-0	230	Bellefonte, N.J.	Sr.
23	POLITO, JIM	WB	6-2	200	Reading, Pa.,	So.
90	QUINN, JIMMY	WB	6-0	205	Philadelphia, Pa.	Jr.
33	RATLIFF, BARNY	WB	5-11	176	Narrows	So.
44	REEL, DON	OE	5-9	155	Charlotte, N.C.	So.
85	RUNYAN, BRUCE	DE	6-3	210	Virginia Beach	Jr.
32	RUSSO, VINCE	FB	5-7	210	Pittsburgh, Pa.	Jr.
74	SCHNEIDER, JOHN	OT	6-1	220	East Meadow, N.Y.	So.
13	SCHWABE, GIL	QB	6-1	210	Roosevelt, N.Y.	Sr.
71	SEBECK, RON	OT	5-10	200	Follansbee, W. Va.	So.
43	SIMCSAK, JACK	K	6-1	180	Highland Park, N.J.	Sr.
54	SMITH, LARRY	LB	5-11	198	Richmond, Va.	Jr.
10	SMITH, LENNY	SAF	5-10	180	Bunola, Pa.	Sr.
62	SONCONI, DALE	DG	5-11	205	Suttersville, Pa.	So.
77	SPRENKLE, JOHN	DT	6-1	207	York, Pa.	So.
55	STINNETTE, WAYNE	C	6-3	210	Lynchburg	Jr.
72	STRAGER, LARRY	DT	6-3	210	Cambridge, Ohio	Sr.
88	STROCK, DAVE	DE	6-3	195	Warwick, Pa.	So.
15	STROCK, DON	QB	6-5	200	Warwick, Pa.	So.
28	TENNIS, ED	QB	6-0	179	Middletown, Pa.	So.
31	TIBERIO, PERRY	TB	6-1	205	West Mifflin, Pa.	Sr.

SUMMARY OF FOOTBALL GAME STATISTICS — Home Team

TEAM
CODE
251

Home Team FLORIDA STATE First Downs: (Rush) 14 (Pass) 16 (Pen.) 1 Total 31 Penalties Against: (No.) 7 (Yards) 87 Own Fumbles: (No.) 4 (Lost) 4

IMPORTANT: Most player categories are now ranked on per-game average. Thus, it's vital that you consider every player (on both teams) with any statistics in any game this season (get season player statistics from both SID's). Then list below the code number and last name of players who have season figures but did NOT play in this game. A game played is one play—whether or not the player touches the ball. All players will be charged with a game unless you tell NCSS otherwise. If a player with first-time statistics has missed games, fill in below—after getting from his SID how many games missed.

8 8 0 0 0 DID NOT PLAY IN THIS GAME
Code No. Last Name 91 Code No. Last Name Code No. Last Name Code No. Last Name Code No. Last Name Code No. Last Name
92 WALLACE

XXXXXXXXX
PLAYERS WITH FIRST-TIME STATISTICS WHO HAVE MISSED GAMES: Code No. Last Name No. Games Missed
Code No. Last Name No. Games Missed

Player Code	PLAYER	RUSHING					FORWARD PASSING					TOT. OFFENSE		RECEIVING			INT. RETURNS			PUNTING			PUNT RETURNS			K. O. RETURNS			SCORING															
		Times Carried	Yards Gain	Yards Loss	Net Gain	TD's	No. Att.	No. Comp.	Had Int.	Net Gain	Scoring TD's/Conv.	Total Plays	Net Gain	No. Caught	Yards Gain	TD's	No. Inter.	Yards Return	TD's	Times Kicked	Yards Kicked	Blkd.	Number Returns	Yards Return	TD's	Number Returns	Yards Return	TD's	Touch-downs	X Pts. Att.	Kick Made	Other X Pts. Att.	Field Goals Made	Goals Made	Points									
04	BAILEY	A	8	43	—	43	—	B				C	8	43	D		E		F			G		H		S																		
12	CARRELL	A						B				C			D		E		F	3	129	—	G		H		S																	
20	DAWSON	A						B				C			D	8	131	1	E			F		G		H		S	1	—	—	—	—	—	6									
26	FONTES	A						B				C			D		E		F			G		H		S	—	4	4	—	—	3	2	10										
27	GAYDOS	A						B				C			D	3	47	—	E			F		G		H		S																
31	GRAY	A						B				C			D	3	36	—	E			F		G		H		S																
35	HUFF	A	3	3	12	(9)	—	B	6	5	—	58	—	C	9	49	—	D		F			G		H		S																	
54	MAGALSKI	A	12	70	—	70	1	B				C	12	70	D		E		F			G		H		S	1	—	—	—	—	—	—	6										
57	MUNROE	A	7	30	—	30	—	B				C	7	30	D		E		F			G		H		S																		
67	PARRIS	A						B				C			D	1	21	—	E			F		G		H		S																
68	PEDERSON	A						B				C			D	1	7	—	E			F		G		H		S																
78	SMITH	A	1	4	—	4	—	B				C	1	4	D	1	14	—	E			F		G		H		S																
79	SNELL	A						B				C			D		E		F			G	7	57	—	H	1	96	1	S	1	—	—	—	—	—	6							
85	TYSON	A						B				C			D	2	36	—	E			F		G		H		S																
89	WARREN	A	8	103	4	99	—	B	27	18	—	285	2	C	35	384	—	D		F			G		H		S																	
96	ZAFFRAN	A						B				C			D	1	11	—	E			F		G		H		S																
41	JARRETT	A	7	26	—	26	—	B	—	—	—	—	—	C	7	26	3	40	1	E			F		G		H		S	1	—	—	—	—	—	6								
49	LANAHAN	A	1	2	—	2	—	B				C	1	2	D		E		F			G		H		S																		
91	WHITENURST	A						B				C			D		E	1	21	—	F		G		H		S																	
	TEAM TOTALS	A	47	281	16	265	1	B	33	23	—	343	2	C	80	608	23	343	2	E	1	21	—	F	3	129	—	G	7	57	—	H	1	96	1	S	4	4	4	—	—	3	2	34

Opponents VIRGINIA TECH First Downs: (Rush) 11 (Pass) 3 (Pen.) 1 Total 15 Penalties Against: (No.) 4 (Yards) 52 Own Fumbles: (No.) 2 (Lost) 1

Enter Here Team Totals From Visiting Team Summary	RUSHING					FORWARD PASSING					TOT. OFFENSE		RECEIVING			INT. RETURNS			PUNTING			PUNT RETURNS			K. O. RETURNS			SCORING							
	Times Carried	Yards Gain	Yards Loss	Net Gain	TD's	No. Att.	No. Comp.	Had Int.	Net Gain	Scoring TD's/Conv.	Total Plays	Net Gain	No. Caught	Yards Gain	TD's	No. Inter.	Yards Return	TD's	Times Kicked	Yards Kicked	Blkd.	Number Returns	Yards Return	TD's	Number Returns	Yards Return	TD's	Touch-downs	X Pts. Kick		Other X Pts.		Field Goals		Points
																													Alt.	Made	Alt.	Made	Alt.	Made	
VISITING TEAM TOTALS	A 50	251	20	231	-	B 18	6	1	89	1 1	C 68	320	D 6	89	1	E 0	0	0	F 9	397	0	G 3	20	0	H 7	121	0	S 1	0	0	1	1	1	0	8

Date of Game NOV. 14, 1970 Where Played TALLAHASSEE, FLA. Authenticated by W. H. Hester and Lennie Thayer (For Opponents)

SCORING PLAYS

List all scoring plays in sequence and all tries-for-points on the line following the touchdown.

Under "type of play" indicate rush, pass, interception runback, punt runback, kickoff runback or field goal. List tries-for-points as P.A.T. kick, P.A.T. rush or P.A.T. pass. Indicate missed tries-for-points by NG (no good).

On pass play, give passer first, then receiver, and combined yardage of pass and run. Measure runbacks from goal line, if started in end zone. Measure field goal attempted from point of kick. All other plays are measured from line of scrimmage.

[illegible]

Teams.	Score by Quarters:				
	1st	2nd	3rd	4th	Total
VA. TECH.	0	0	0	8	8
F. S. U.	7	10	10	7	34

Official Attendance 25, 291

Weather Conditions W-NW 8-16 MPH

TIME OF GAME

Kickoff 2:00 P.M.

End of Game 4:35 P.M.

TOTAL PLAYING TIME 2:35

(Elapsed time including intermission)

NON-SCORING LONG PLAYS

List all non-scoring long plays (including punts) gaining 70 yards or more, and **all missed field goal attempts for both teams.**

[illegible]

SUMMARY OF FOOTBALL GAME STATISTICS — Visiting Team

TEAM CODE
256

Visiting Team VIRGINIA TECH First Downs: (Rush) 11 (Pass) 3 (Pen.) 1 Total 15 Penalties Against: (No.) 4 (Yards) 52 Own Fumbles: (No.) 2 (Lost) 1

IMPORTANT: Most player categories are now ranked on per-game average. Thus, it's vital that you consider every player (on both teams) with any statistics in any game this season (get season player statistics from both SIDs). Then list below the code number and last name of players who have season figures but did NOT play in this game. A game played is one play—whether or not the player touches the ball. All players will be charged with a game unless you tell NCSS otherwise. If a player with first-time statistics has missed games, fill in below—after getting from his SID how many games missed.

DID NOT PLAY IN THIS GAME

Code No. Last Name Code No. Last Name Code No. Last Name Code No. Last Name Code No. Last Name Code No. Last Name Code No. Last Name

14 CONLIN 36 HRONYAK

XXXXXXXX

PLAYERS WITH FIRST-TIME STATISTICS WHO HAVE MISSED GAMES:

Code No. Last Name No. Games Missed

Code No. Last Name No. Games Missed

Player Code	PLAYER	RUSHING					FORWARD PASSING					TOT. OFFENSE		RECEIVING			INT. RETURNS			PUNTING			PUNT RETURNS			K. O. RETURNS			SCORING																	
		Times Carried	Yards Gain	Yards Loss	Net Gain	TD's	No. Att.	No. Comp.	Had Int.	Net Gain	Scoring		Total Plays	Net Gain	No. Caught	Yards Gain	TD's	No. Inter.	Yards Return	TD's	Times Kicked	Yards Kicked	Blkd.	Number Returns	Yards Return	TD's	Number Returns	Yards Return	TD's	Touch-downs	X Pts. Att.	Kick Made	Other X Pts. Att.	Made	Field Goals Att.	Made	Points									
											TD's	Conv.																																		
04	BOSIACK	A					B					C		D			E				F			G	3	20	0	H			S															
05	BURNAP	A					B					C		D	3	30	0	E				F			G	1	10		H		S															
13	COLOMBO	A					B					C		D	1	9	1	E				F			G	2	10		H		S															
21	DEMARDO	A					B					C		D				E				F			G	2	10		H		S															
22	DEBBINS	A	5	32	0	32	0	B				C	5	32			D				E			F		G	1	10		H		S														
54	MATIJEVIC	A	2	7	0	7	0	B				C	2	7			D				E			F		G	1	10		H	4	97	0													
69	QUINN	A	9	43	0	43	0	B				C	9	43	2	50	0	E				F			G	1	10		H	3	24	0														
71	RATLIFF	A	1	2	0	2	0	B				C	1	2			D				E			F		G	1	10		H		S														
76	RUSSO	A	1	6	0	6	0	B				C	1	6			D				E			F		G	1	10		H		S														
77	SCHWABE	A	2	3	0	3	0	B	4	1	1	8	0	0			C	6	11		D			E		F		G	1	10		H		S												
78	SIMOSAK	A					B					C		D			E				F			G	9	397	0	H		S																
83	STROCK	A	14	86	17	69	0	B	14	5	0	81	1	1			C	28	150		D			E		F		G		H		S														
86	TIBERIO	A	16	72	3	69	0	B				C	16	69			D				E			F		G		H		S																
		A					B					C		D			E				F			G				H		S																
		A					B					C		D			E				F			G				H		S																
		A					B					C		D			E				F			G				H		S																
		A					B					C		D			E				F			G				H		S																
		A					B					C		D			E				F			G				H		S																
		A					B					C		D			E				F			G				H		S																
		A					B					C		D			E				F			G				H		S																
		A					B					C		D			E				F			G				H		S																
	TEAM TOTALS	A	50	251	20	231	0	B	18	6	1	89	1	1	C	68	320	D	6	89	1	E	0	0	0	F	9	397	0	G	3	20	0	H	7	121	0	S	1	0	0	1	1	1	0	8

Opponents FLORIDA STATE First Downs: (Rush) 14 (Pass) 16 (Pen.) 1 Total 31 Penalties Against: (No.) 7 (Yards) 87 Own Fumbles: (No.) 4 (Lost) 4

Enter Here Team Totals From Home Team Summary	RUSHING					FORWARD PASSING					TOT. OFFENSE		RECEIVING			INT. RETURNS			PUNTING			PUNT RETURNS			K. O. RETURNS			SCORING							
	Times Carried	Yards Gain	Yards Loss	Net Gain	TD's	No. Att.	No. Comp.	Had Int.	Net Gain	Scoring TD's/Conv.	Total Plays	Net Gain	No. Caught	Yards Gain	TD's	No. Inter.	Yards Return	TD's	Times Kicked	Yards Kicked	Blkd.	Number Returns	Yards Return	TD's	Number Returns	Yards Return	TD's	Touch- downs	X Pts. Alt.	Kick Made	Other X Pts. Alt.	Field Made	Goals Made	Points	
HOME TEAM TOTALS	47	281	16	265	1	33	23	-	343	2	-	80	608	23	343	2	1	21	0	3	129	0	7	57	0	1	46	1	4	4	4	0	0	3	234

Date of Game NOV 14, 1970 Where Played TALLAHASSEE, FLA. Authenticated by [Signature] and [Signature] (For Opponents)

FLORIDA STATE VS. VIRGINIA TECH
Doak Campbell Stadium--Tallahassee
November 14, 1970--2 p.m. (Homecoming)

WEATHER: Partly cloudy, 73 degrees, 20% chance of showers. Wind: W/NW 8-16 mph

FSU Captains: 13 seniors. VPI Captains: 60 Pigninelli, 10 Smith, 31 Tiberio, 68 Hall.

VPI wins toss and receives. Fontes kicks to Matijevich on the three, returned 41 yards to FSU 44.

- V44 1-10 Schwab pass complete Burnop for 19 yards and 1st down, but VPI loses 15, misspelled
V34 1-20 Tiberio gains four. Shaw tackles
V38 2-15 Quinn on reverse picks up 12. McMillan tackles.
50 3-3 Tiberio on pitchout slips down for loss of three. Shaw and Iohse.
V47 4-6 Simcsak punts 44 yards to Snell who returns to FSU 26.
FSU Ball
F26 1-10 Warren pass complete to Jarrett for 22 yards and 1st down.
F48 1-10 Warren keeps and wiggles for 19 yards and 1st down.
V33 1-10 Jarrett gains six, fumbles. L. Smith recovers for VPI on V27.
VPI Ball
V27 1-10 Tiberio into line for three yards. Amman tackles.
V30 2-7 Tiberio tries again, picks up two. Iohse tackles.
V32 3-5 Quinn oncross buck gets two. Shaw trips him up.
V34 4-3 Simcsak punts out of bounds on FSU 18. 48 yard punt.
FSU Ball
F18- 1-10 Jarrett on right side for five yards.
F23 2-5 Warren pass complete to Parris up middle for 21 yards and 1st down. L. Smith
F44 1-10 Warren pass intended for Dawson incomplete. Overthrown.
F44 2-10 Warren keeps for 23 yards and 1st down. Ie. Smith tackles.
V33 1-10 Warren pass complete to Caydos for 12 yards and 1st down.
V21 1-10 Bailey sweeps left for 17 yards and 1st down. Minor key block.
V4 1-G Bailey smashes left tackle for two yards.
V2 2-G Bailey on right side for no gain.
V2 3-G Warren trapped, scrambles to the one.
V1 4-G Warren pass to Jarrett complete for touchdown.
Fontes kick is good.

FSU 7, VPI 0 6:35 62 yards/10 plays

Fontes kicks to Quinn on 12, he fumbles, recovers and returns 4 yards to 16

- V16 1-10 Tiberio at middle for two yards.
V18 2-8 Quinn finds good hole for six yards.
V24 3-2 Tiberio cuts off left side for five yards and VPI's 1st 1st down. 5:11
V29 1-10 M Schwabe keeps for two. Whitehurst tackles.
V31 2-8 Quinn fights for three yards.
V34 3-5 Schwabe pass up middle intercepted by Whitehurst, returned to V21. He fumbles, McQuigan recovers for VPI
V21 1-10 Tiberio no gain. Amman tackles.
V21 2-10 Schwabe pass intended for Quin incomplete. Overthrown. FSU loses 15, pers. foul.
V38 1-10 Schwabe pass complete to Burnop on screen for eight yards. Ba. Rice.
V46 2-2 Quinn tries left end for no gain. McMillan tackles.
V46 3-2 Schwabe scrambles for one yard. Rust and Ba. Rice stop him.
V47 4-1 Simcsak punts to Snell on ten. returns to 23. 43 yard kick. Johns tackles.
FSU Ball
F23 1-10 Bailey on right side for ~~three~~ two yards. Bria tackle.
F26 2-8 Warren pass intended for Dawson incomplete. overthrown. Meehan rushes hard.
F26 3-8 Warren pass intended for ~~Dawson~~ Dawson incomplete.
F26 4-8 Carrell punts to Rosiak on V33. returns to 38. ~~Mark~~ G. Montgomery. 43 yd. punt.
VPI Ball
V38 1-10 Matijevich picks up four. White tackles as quarter ends.

FSU 7, VPI 0

First Quarter Statistics

	<u>VA. TECH.</u> Visitors	<u>F. S. U.</u> Home Team
First Downs	<u>2</u>	<u>6</u>
Net Yards Rushing	<u>43</u>	<u>75</u>
Net Yards Passing	<u>8</u>	<u>56</u>
Total Offense	<u>51</u>	<u>131</u>
Passes (Completed-Attempted-Intercepted)	<u>1 - ³8 - 1</u>	<u>4 - 7 - 0</u>
Punts, Average	<u>3 for 45</u>	<u>1 for 43</u>
Fumbles Lost	<u>0</u>	<u>2</u>
Yards Penalized	<u>1 for 10</u>	<u>1 for 17</u>

VPI BALL

- V42 2-6 Schwabe pass intended for Dobbins incomplete. Parker applies pressure.
 V42 3-6 Matijevich sweeps right for three yards. Lehnse and Thomas.
 V45 4-3 Simcsak punts to Snell on four, returns 14 yards to 18. 49 yard punt.
 FSU Ball
 F18 1-10 Warren long pass intended for Smith incomplete, too long.
 F18 2-10 Bailey on draw fights for ten yards and 1st down.
 F28 1-10 Jarrett off left tackle for five yards. Johns tackle.
 F33 2-5 Munroe finds gaping hole and streaks through for 12 yards and 1st down.
 F45 1-10 Jarrett plows through left side for three yards.
 F48 2-7 Warren pass complete to Dawson for 28 yards and 1st down. Cooke tackles.
 V24 1-10 Warren pass complete to Smith for 22 yards, but FSU loses 15, ineligible receiver.
 V38 1-25 Munroe picks up one. Bria tackles to save big gain.
 V37 2-24 Warren pass complete to Smith for 18 yards. Bosiak tackles.
 V23 3-10 Warren pass intended for Dawson incomplete, almost intercepted by Mikulski.
 V23 4-10 Pontes 39 yard field goal attempt is good.

FSU 10, VPI 0 10:40 82 yards/10 plays. FG

Pontes kicks to Matijevich on 13, returns 8 yards. tackle by Gridley.

- V21 1-10 Tiberio busts up middle for 14 yards and 1st down. McMillan tackles.
 V35 1-10 Strock pass intended for Quinn incomplete, almost intercepted by Montgomery.
 V35 2-10 Tiberio picks up five yards. Ba. Rice tackle.
 V40 3-5 Strock pass intended for Quinn incomplete. Der. Rice good rush.
 V40 4-5 Simcsak punts to Snell on 17, returns to 28. Quinn tackle. 43 yard kick.

FSU Ball

- F28 1-10 Warren swing pass to Jarrett complete for 17 yards and 1st down.
 F45 1-10 Bailey no gain. Johns tackle.
 F45 2-10 Magalski up middle for eight yards. Carpenito tackle.
 V48 3-2 Magalski on pitchout for four yards and 1st down.
 V43 1-10 Warren keeps around left end for 17 yards and 1st down. Holsinger tackles.
 V26 1-10 Bailey on pitchout goes for 25 yards, but FSU loses 15, holding.
 V34 1-18 Warren pass intended for Dawson incomplete.
 V34 2-18 Magalski on draw picks up seven yards. La. Smith tackle.
 V27 3-14 Warren pass complete to Dawson for 19 yards and 1st down.
 V8 1-6 Warren keeps, but slips down for less of four. Runyan covers.
 V12 2-6 Bailey regains four up middle.
 V8 3-6 Warren pass complete to Dawson for eight yards and touchdown.
 Pontes kick is good.

FSU 17, VPI 0 5:00 72 yards/11 plays. TD

Pontes kicks to Matijevich on 7, returns to 18. McEachern tackles. FSU loses five, offsides.
 Pontes kicks to Matijevich on 3, returns to 32. Parker tackles.

- V32 1-10 Dobbins tries middle for no gain. McEachern and Arman tackle.
 V32 2-10 Strock pass intended for Carlsen incomplete. Montgomery defends.
 V32 3-10 Strock pass to sideline incomplete. Shaw hits him on release.
 V32 4-10 Simcsak punts to Snell, fair catch on F32. 36 yard punt.

FSU Ball

- F32 1-10 Warren pass intended for Gaydos incomplete. Bosiak covers.
 F32 2-10 Munroe gains four, but FSU loses 15, personal foul.
 F20 3-21 Smith on reverse picks up four yards.
 F25 4-17 Carrell punts to Bosiak on V41, returns to 45. 34 yard kick.

VPI Ball

- V45 1-10 Strock pass intended for Polite incomplete. Ratliff covers.
 V45 2-10 Strock keeps for 17 yards and 1st down. Montgomery tackles.
 F38 1-10 Tiberio twists for 14 yards and 1st down. Montgomery tackles.
 F24 1-10 Strock keeps at right end for two. Rust tackles.
 F22 2-8 Strock pass complete to Tiberio for three, but VPI loses 15, illegal receiver.
 F37 2-23 Strock trapped, scrambles for one yard.
 F36 3-22 Strock pass intended for Quinn incomplete, dropped on F3.
 F36 4-22 Simcsak 52 yard field goal attempt is no good. short. 0:40
 FSU Ball
 F20 1-10 Magalski rips for 12 yards and 1st down.
 F32 2-10 Magalski again for 13 yards. 1st down.
 F45 1-10 Magalski churns for 11 more and 1st down.
 V44 1-10 Pontes 61 yard field goal attempt is short. Bosiak returns ten yards as half ends.

FSU 17, VPI 0

FLASH FOOTBALL STATS

Quick Halftime and After Game Reports of Vital Team Statistics and Individual Leaders
(Approved Wire Services Form)

HALFTIME

Circle One

FINAL

TEAM STATISTICS

	VA. TECH. VISITORS	F.S.U. HOME TEAM
Score	0	17
First Downs	5	16
Rushing Yardage (Net)	99	194
Passing Yardage (Net)	8	142
*Return Yardage (Net)	20	74
Passes (Comp'd - Att'd - Had Int'd)	1-10-1	9-15-0
Punts (Number - Average)	6 - 43.8	2 - 38.5
Fumbles Lost	0	2
Yards Penalized	25	67

*Return of Punts, Intercepted Passes and Fumbles (not kickoffs).

INDIVIDUAL LEADERS

VA. TECH. VISITORS					F.S.U. HOME TEAM				
RUSHING	Avg	Net Yards	For TD	Long Gain	RUSHING	Avg	Net Yards	For TD	Long Gain
TIBERIO	10	46	0	14	WARREN	5	56	0	23
QUINN	5	23	0	10	BAILEY	8	43	0	17
					JARRETT	4	19		6
					MAGALSKI	6	55		25
PASSING	Att-Comp-H.I.	Yds.	For TD		PASSING	Att-Comp-H.I.	Yds.	For TD	
SCHWABE	4-1-1	8	0		WARREN	15-9-0	142	0	
STROCK	6-0-0	0	0						
PASS RECEIVING	No.	Yards	For TD		PASS RECEIVING	No.	Yards	For TD	
BURNOP	1	8	0		JARRETT	3	55		
					PARRIS	1	21	0	
					CAYDOS	1	1	0	
					WILSON	3	55		
PUNTING	No.	Avg.	Long Gain		PUNTING	No.	Avg.	Long Gain	
SIMCSIK	6	43.8	49		CARROLL	2	38.5	25	

THIRD QUARTER

FSU receives. Simcsak kicks to Snell on four. Snell returns 96 yards for touchdown.
Key block thrown on FSU 15 by Ianahan.
Fontes kick is good.

FSU 24, VPI 0 11:44

Fontes kicks to ~~Matijevich~~ Matijevich at goal, returns to 19. Lohse stops.

- V19 1-10 Quinn gains six yards.
- V25 2-4 Tiberio finds big hole in middle for 11 yards and 1st down. Whitehurst.
- V36 1-10 Tiberio gets two. Lohse tackles.
- V38 2-8 Strock on option keeps for nine yards.
- V47 1-10 Tiberio smashed by McEachern for no gain.
- V47 2-10 Quinn on right side for four yards. Shaw tackles.
- F49 3-6 Strock trapped in pass attempt for loss of six. ~~Shaw~~ Shaw, Amman and Ber. Rice
- V45 4-12 Simcsak punts to Snell on nine, no return. 46 yard punt.
- FSU Ball
- F9 1-10 Warren pass complete to Dawson for nine yards. Cooke tackles.
- F18 2-1 Jarrett hits middle for three yards and 1st down.
- F21 1-10 Warren pass complete to Dawson for 15 yards and 1st down.
- F36 1-10 Warren keeps for three yards.
- F39 2-7 Dawson ~~pick~~ goes for 33 yards, but FSU loses five, illegal procedure.
- F34 2-12 Warren scrambles out of pocket for 31 yards and 1st down. Smith key block.
- V35 1-10 Warren pass complete to Gaydos for 16 yards and 1st down.
- V19 1-10 Jarrett stacked up for no gain by ~~La~~ La. Smith.
- V19 2-10 Jarrett on left side for four yards.
- V15 3-6 Warren pass intended for Zaffran incomplete, caught out of bounds.
- V15 4-6 Fontes 32 yard field goal attempt is good.

FSU 27, VPI 0 7:01 91 yards/10 plays

Fontes kicks to Quinn on 14, returns six yards to 20. McMillan tackles.

- V20 1-10 Strock pass to sidelines incomplete. Amman and Ber. Rice big rush.
- V20 2-10 Ratliff picks up two on draw.
- V22 3-8 Russo squirms for six yards.
- V28 4-2 Simcsak punts to Snell on ~~21~~ 21, returns to 28. FSU loses 15, clipping. 51 yard punt
- FSU Ball
- F11 1-10 Warren pass complete to Dawson for nine yards.
- F20 2-1 Munroe cuts off tackle for eight yards and 1st down.
- F28 1-10 Warren scrambles for nine yards, then VPI loses 15, holding.
- V48 1-10 Warren pass complete to Zaffran for 11 yards on great catch.
- V37 1-10 Munroe no gain, ~~xxx~~ fumbles, recovered by Bria for VPI.
- VPI Ball
- V37 1-10 Strock scrambles out of pocket for 12 yards and 1st down. McEachern tackles.
- V49 1-10 Tiberio off right tackles for four yards. Gildea.
- F47 2-6 Quinn on reverse gets ten yards ahead, much back and forth.
- F37 1-10 Tiberio burrows into ~~int~~ middle for six yards.
- F31 2-4 Tiberio fumbles pitchout, Amman recovers for FSU on W40. loss of nine.
- FSU Ball
- F40 1-10 Magalski picks up three.
- F43 2-7 Munroe off left tackle for ~~xxx~~ five.
- F48 3-2 Munroe no gain. ~~tackle~~ tackle by La. Smith as quarter ends.

FSU 27, VPI 0

MINOR QUARTER

FSU Ball

F45 1-2 Carrell punts 32 yards into end zone.

VPI Ball

V20 1-10 Dobbins at middle for two yards.

V22 2-8 Stroock pass complete to ~~Max~~ Burnop for 16 yards and 1st down. Glisson.

V38 1-10 Stroock on ~~max~~ option keeps for eight yards, McMillan

V46 2-2 Stroock pass complete to Quinn for 26 yards on sliding catch.

V28 1-10 Dobbins rips through for 13 yards and 1st down. ~~xxxxxx~~ Ashmore.

F15 1-10 Stroock keeps for no gain. Thomas and Da. Rice tackle.

F15 2-10 Stroock keeps for nine yards.

F6 3-1 Quinn for no gain. Da. Rice and Ashmore stop him.

F6 4-1 Tiberio tries left side for no gain. ~~xx~~ Hanson stops.

FSU Ball

F5 1-10 Warren pass complete to Gaydos for ~~xx~~ 19 yards and 1st down.

F24 1-10 Warren pass intended for Zaffran incomplete. underthrown.

F24 2-10 Magalski at left tackle for four yards.

F28 3-6 Warren pass complete to Dawson for 22 yards and 1st down.

50 1-10 Warren pass intended for Gaydos incomplete. off fingertips long.

50 2-10 Magalski on draw picks up two. slips down.

V48 3-8 Warren pass complete to Dawson for 21 yards and 1st down.

V27 1-10 Magalski into line for two yards.

V25 2-8 Warren pass complete to Gray for 21 yards and 1st down on great catch.

V4 1-6 Magalski hits for three yards.

V1 2-6 Magalski hits middle for one yard and touchdown.

Pontes kick is good.

FSU 34, VPI 0 6:09

95 yards/11 plays

Pontes kicks to Quinn on 15, returns to 32.

V32 1-10 Stroock finds no receivers, dropped for two yard loss by Hunt.

V30 2-12 Dobbins gains three in middle.

V33 3-9 Stroock pass intended for Quinn incomplete. overthrown.

V33 4-9 Simcsak punts to Snell on F30, loses one on return. 37 yard punt.

FSU Ball

F29 1-10 Huff pass complete to Pederson for seven yards.

F36 2-3 Huff pass complete to Gray for ~~xx~~ four yards and 1st down.

F40 1-10 ~~Snell~~ lanahan picks up two.

F42 2-8 Huff pitching out to Snell, bad pitch fumbled, Sprengle recovers for VPI.

VPI Ball

F39 1-10 Stroock pass complete to Burnop for six yards

F33 2-4 Stroock pass complete to Quinn for 24 yards and 1st down.

F9 1-6 Stroock pass complete to Colobee for nine yards and touchdown
Stroock pass complete to Denardo for two point conversion

FSU 34, VPI 8 1:50

39 yards/3 plays

Onside kick by Simcsak. FSU gets ball on FSU 49

F49 1-10 Huff pass complete to Gray for 11 yards and 1st down.

V40 1-10 Huff pass complete to Tyson for 25 yards and 1st down.

V15 1-10 Huff nailed for nine yard loss by Cartwright.

V24 2-19 Huff pass complete to Tyson for 11 yards.

V13 3-8 Huff keeps for three yards.

V10 4-5 Huff pass intended for Tyson incomplete. dropped in end zone. 0:36

VPI Ball

V10 1-10 Stroock runs for five. Shaw tackle.

V15 2-5 Stroock pass intended for Denardo incomplete

V15 3-5 Stroock keeps for nine yards and runs out of bounds. VPI loses 15, pers. foul

V12 1-15 Stroock keeps again, gains 14, runs out of bounds.

V26 2-1 Dobbins picks up 14 yards and 1st down as game ends.

FSU 34, VPI 8

FLASH FOOTBALL STATS

Quick Halftime and After Game Reports of Vital Team Statistics and Individual Leaders
(Approved Wire Services Form)

HALFTIME

Circle One

FINAL

TEAM STATISTICS

	VA. TECH. VISITORS	F.S.U. HOME TEAM
Score	8	34
First Downs	15	31
Rushing Yardage (Net)	231	265
Passing Yardage (Net)	89	343
*Return Yardage (Net)	20	78
Passes (Comp'd - Att'd - Had Int'd)	6-18-1	23-33-0
Punts (Number - Average)	9-44.1	3-43
Fumbles Lost	1	4
Yards Penalized	52	87

*Return of Punts, Intercepted Passes and Fumbles (not Kickoffs).

INDIVIDUAL LEADERS

VA. TECH. VISITORS				
RUSHING	Att'd	Net Yards	Per TD	Long Gain
TIBERIO	16	69	0	14
QUINN	9	43	0	12
STROCK	14	69	0	17
PASSING	Att-Comp-M.I.	Yds.	Per TD	
SCHWABE	4-1-1	8	0	
STROCK	14-5-0	81	1	
PASS RECEIVING	No.	Yards	Per TD	
BURNOR	3	30	0	
COLOBRO	1	9	1	
QUINN	2	50	0	
PUNTING	No.	Avg.	Long Gain	
SIMESAK	9	44.1	51	

F.S.U. HOME TEAM				
RUSHING	Att'd	Net Yards	Per TD	Long Gain
WARREN	8	99	0	31
BAILEY	8	43	0	17
MAGALSKI	12	70	1	13
PASSING	Att-Comp-M.I.	Yds.	Per TD	
WARREN	27-18-0	285	2	
HUFF	6-5-0	58	0	
PASS RECEIVING	No.	Yards	Per TD	
DAWSON	8	131	1	
JAPRETT	3	40	1	
GRAV	3	36	0	
GAYDOS	3	47	0	
PUNTING	No.	Avg.	Long Gain	
CARELL	3	43	52	

SCORING

	1	2	3	4	Final
VA. TECH	0	0	0	8	8
FLA. STATE	7	10	10	7	34

Scoring-

FSU- Jarrett 1 yd pass from Warren. (Fontes kick) 6:35 1st Period

FSU- Fontes 39 yd FG. 10:40 2nd Period.

Ties school record for FG in season with Guthrie (11).

FSU- Dawson 8 yd pass from Warren. (Fontes kick) 5:00 2nd Period
off

FSU- Snell 96 yd kick-return. 14:44 3rd Period. (Fontes kick)

Longest kick-off return by one individual at FSU -

FSU- Fontes 32 yd FG. 7:01 3rd Period. (Sets FSU school record-12)

FSU- Majalski 1 yd run. (Fontes kick) 6:09 4th Period

TECH- Colobro 9 yd pass from Stroock. (Denardo pass from Stroock)
1:50 4th Period

Attendance- 25,291

VA. TECH. vs. F.S.U.

Date NOV. 14, 1970

Stadium DOAK CAMPBELL

Attendance 25,291

FINAL TEAM STATISTICS

	VA. TECH. VISITORS	F.S.U. HOME TEAM
Total First Downs	15	31
Rushing Yardage (Net)	231	265
Passing Yardage (Net)	89	343
Total Offense	320	608
Return Yardage	20	78
Passes Completed/Att'd/Had Int/	6 - 18 - 1	23 - 33 - 0
Passes Intercepted By	0	1
Number Punts/ Average	9 - 44.1	3 - 43
Fumbles/ Fumbles Lost	2 - 1	4 - 4
Total Yards Penalized	4 - 52	7 - 87
First Downs Rushing	11	14
First Downs Passing	3	16
First Downs Penalty	1	1
Yards Lost Rushing	20	16
Yards Interceptions Returned	0	21
Punts Blocked By	0	0
Number Punts Returned	3	7
Total Yards Punts Returned	20	57
Number Kickoffs Returned	7	1
Total Yards Kickoffs Returned	121	96
Total Rushing Plays	50	47
Total Plays	68	80

FINAL INDIVIDUAL FOOTBALL STATISTICS

VA. TECH.

VISITORS

RUSHING	Att	Net Yards	For TD	Long Run
SCHWABE	2	3	0	2
TIBERIO	16	69	0	14
DOBBS	5	32	0	14
QUINN	9	43	0	12
MATITEVICH	2	7	0	4
STROCK	14	69	0	17
RATLIFF	1	2	0	2
RUSSO	1	6	0	6

TOTALS 50 231 0 -

PASSING	Att.	Compl.	Int.	Yards	For TD	Long Pass
SCHWABE	4	1	1	8	0	8
STROCK	14	5	0	81	1	26

TOTALS 18 6 1 89 1 -

PASS RECEIVING	No.	Yds.	For TD	Long Rec'n
BURNOP	3	30	0	16
QUINN	2	50	0	24
COLO BRO	1	9	1	9

TOTALS 6 89 1 -

PUNTING	No.	Yards	Avg.	Long Punt
SIMCSAK	9	397	44.1	51

TOTALS 9 397 44.1 51

ALL RETURNS	Punts No.	Yds.	Kickoffs No.	Yds.	Int'l's No.	Yds.
MATITEVICH	-	-	4	97	-	-
QUINN	-	-	3	24	-	-
BOSSACK	3	20	-	-	-	-

TOTALS 3 20 7 121 0 0

F.S.U.

HOME TEAM

RUSHING	Att	Net Yards	For TD	Long Run
WARREN	8	99	0	31
BAILEY	8	43	0	17
JARRETT	7	26	0	6
MUNROE	7	30	0	12
MAGALSKI	12	70	1	13
SMITH	1	4	0	4
LANAHAN	1	2	0	2
HUFF	3	(-9)	0	3

TOTALS 47 265 1 -

PASSING	Att.	Compl.	Int.	Yards	For TD	Long Pass
WARREN	27	18	0	285	2	28
HUFF	6	5	0	58	0	25

TOTALS 33 23 0 343 2 -

PASS RECEIVING	No.	Yds.	For TD	Long Rec'n
JARRETT	3	40	1	22
PARRIS	1	21	0	21
GAYDOS	3	47	0	19
DAWSON	8	131	1	28
SMITH	1	14	0	14
ZAFFRAN	1	11	0	11
TYSON	2	36	0	25
GRAY	3	36	0	21
PEDERSON	1	7	0	7

TOTALS 23 343 2 -

PUNTING	No.	Yards	Avg.	Long Punt
CARRELL	3	129	43	52

TOTALS 3 129 43 52

ALL RETURNS	Punts No.	Yds.	Kickoffs No.	Yds.	Int'l's No.	Yds.
SNELL	7	57	1	96	-	-
WHITEHURST	-	-	-	-	1	21

TOTALS 7 57 1 96 1 21

JERRY CLAIBORNE:

"We just got soundly beaten.

"I thought we were ready to play a good football game, but we didn't. Of course, Florida State is a much better team than we have been playing. FSU did a good job of executing.

"Any chance we had for gaining momentum we killed with early penalties and by not coming up with the big play.

"Snell did a heckuva job ... and his second half kickoff return was the straw that broke the camel's back.

"Then any chance we had was squelched when we didn't make the first down at the six.

"Warren did a fine job ... both in spotting the open receiver and in scrambling.

"I thought Don Strock scrambled well for us ... Simcsak punted well ... it's a shame we didn't cover better.

"FSU doesn't have a Sellers, but they have half a dozen who are very good.

"They were just better than we were. We knew that we would have to have a super effort to have a chance ... and we didn't get it.

"They're kicking game overall was good ... in addition to having Fontes and Snell ... and they did an excellent job of pass protection."

BILL PETERSON:

"This is the best we've played against Virginia Tech. It's a compliment to the offense when you beat them this bad. Virginia Tech ~~always~~ always has one of the best defenses in the country and this year is no exception.

"Tommy Warren was outstanding today. Tom Bailey was running good and the pass protection was superb.

"That kickoff return was a ^{thing} of beauty. It certainly is a great way to start the second half. ♪

"I haven't talked to any bowl people. It will probably all come down to what we do against Kansas State next week. But I hope the bowl people will notice us because we got 600 yards today against a good defense.

"I thought we were going to be a good football team before the season started. Then we ~~started~~ started messing around with quarterbacks. Warren has improved since the first game.

"I feel for Jerry Claiborne. All my career I've respected Jerry as much as any coach I've ever gone against.

"Our defense certainly played well. They had a ~~shutout~~ shutout until we put some young kids in there. Our defense was really hitting."