
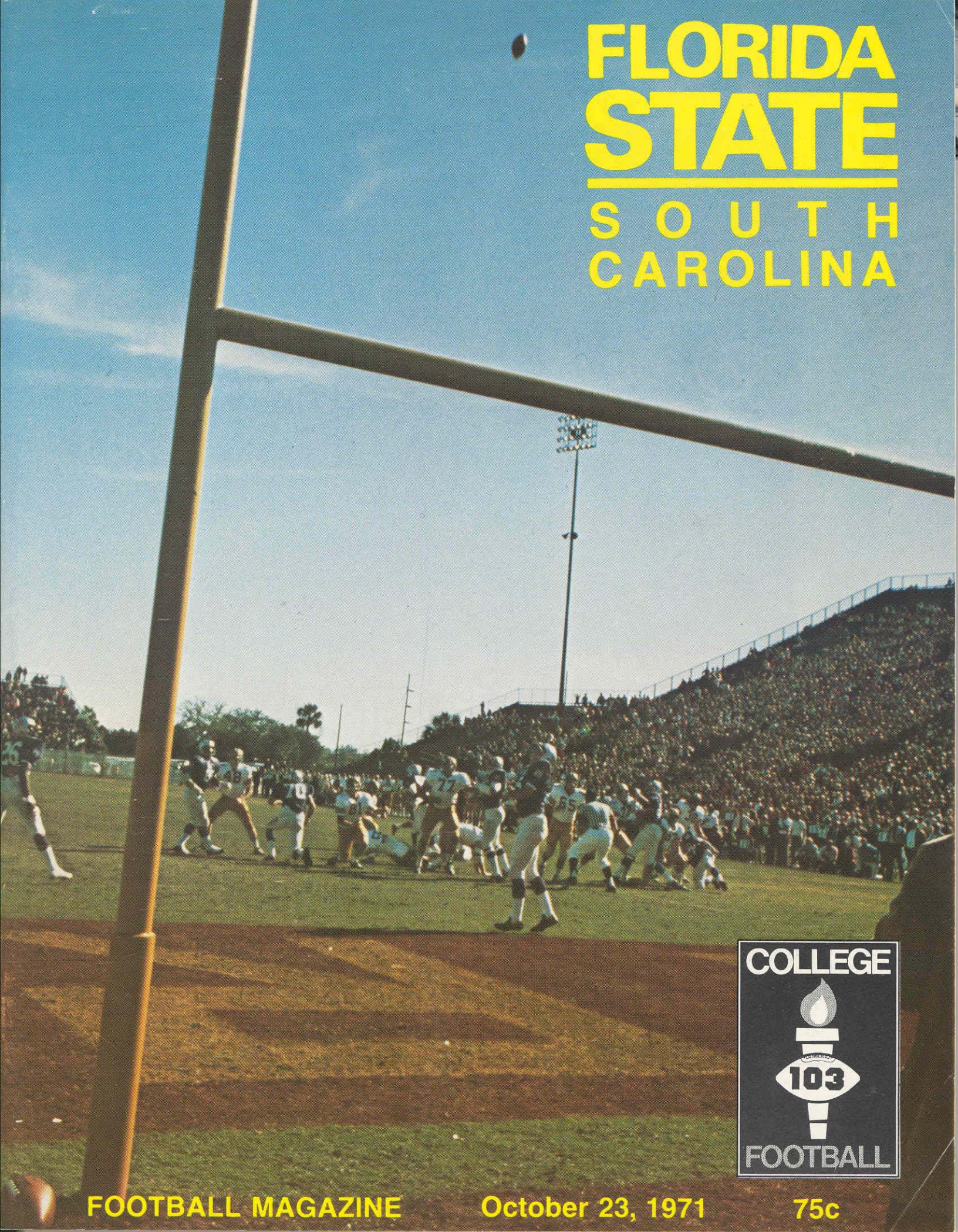


FLORIDA STATE

SOUTH CAROLINA



FOOTBALL MAGAZINE

October 23, 1971

75c

TONIGHT'S GAME

By Lonnie Burt

Sports Information Director

This is another of those "Teacher vs. Pupil" battles since Florida State Coach Larry Jones played and coached under South Carolina's Paul Dietzel.

In fact, Jones helped recruit a number of the Gamecocks his team will be facing tonight while he was an assistant at South Carolina before moving over to Tennessee in 1970.

South Carolina and Florida State come into the game with identical 5-1 records with the Gamecocks winning their fifth last Saturday by taking Maryland 35-6. At the same time, the Seminoles were suffering their first loss, bowing to Florida 17-15.

South Carolina's lone loss was to powerful Duke, 28-12. The Gamecocks have also beaten Georgia Tech (24-7), North Carolina State (24-6), Memphis State (7-3) and Virginia (34-14).

Carolina has one of the South's better defensive clubs, led by All-America halfback Dick Harris and tackle John Leheup, a Temple Terrace, Fla., native.

Harris, a senior speedster from Point Pleasant Beach, N.J., has already returned three punts for touchdowns, tying a NCAA single-season record. He scored on a 77-yard dash against Georgia Tech, went 48 yards against Virginia and scored from 59 yards out against Maryland.


Leheup, at 6-2 and 237 pounds, is a tower of strength at his right tackle spot.

The Gamecock offense has been gaining momentum with each game since it needed experience in the beginning. Injuries to running backs have also been a drawback.

SEMINOLE CAPTAINS



Arthur Munroe



Richard Amman

OUR TEAM SAYS "LET'S GO SEMINOLES"



DOWNTOWN
VERNON STEVENS
Manager



PARKWAY
AMOS STEVENS
Manager




THOMASVILLE
ED HORTON
Manager



NORTHWOOD MALL
NATHAN BRASWELL
Manager

STAFFORD QUALITY JEWELERS

1971 SEMINOLE FRESHMEN



FIRST ROW (Players only) — Donald Stanley, William Johnson, Bruce Bell, Brian Crane, Phil Cahoon, Marc Reeves, Jeff Chesnut, David Ramsey, Mike Allen, Lester Payton, Charles Kaiser, Marvin Samuels, Mike Norman, Harold Mack, Richard Tynes.

SECOND ROW — David Fleming, David Davison, Jim Young, Mark Orlando, Larry Torbert, Rusty Russell, Ralph Ellis, Melvin Scruggs, Keith Bradford, Bobby Hobby, Lewis Risk, Donnie Holley, Al Mears, Paul Spears, Tom Prestwood.

THIRD ROW — Jeff Gunby, Ralph Petrillo, Duane Taylor, Tom Clarkson, Paul Lee, Greg Keatley, Randy Coffield, Ricky Blythe, Bob Anderson, Paul Oglesby, James Welch, Robert Jones, Reginald Johnson, Paul Baker, Allen Boatright.



Freshmen Coaching Staff

Next week Florida State's freshman team takes over Campbell Stadium when the Seminole Frosh host Florida's Baby Gators in the Shrine Club Charity Football Game. Kickoff is slated for 7:30.

The Seminole frosh split their first two contests, losing to Georgia Tech 6-3 on a last second field goal, and defeating a highly regarded Miami freshman team, 17-3.

Like their varsity counterparts, the Seminole freshmen are relying on a strong defense and lots of team spirit. Unlike years past when the freshmen have served as the "scout squad" for the varsity, this year they have been able to work on their own.

As a result they are developing a more spirited and exciting team.

Next week's encounter with the Baby Gators is the only home game of the season for the Seminole freshmen, who have road games left against Southern Mississippi (at Panama City) and Nicholls State (at Thibadaux, La.).

FRESHMEN ROSTER

NAME	POS.	HOMETOWN	NAME	POS.	HOMETOWN	NAME	POS.	HOMETOWN
George Allbritton	LB	Tallahassee	David Fleming	LB	Columbus, Ga.	Tom Prestwood	DE	Hixon, Tenn.
Michael Allen	WR	Willoughby, Ohio	Jeff Gunby	DE	Thomson, Ga.	David Ramsey	WR	Stone Mountain, Ga.
Robert Anderson	OT	Rockledge	Bobby Hobby	DB	Jenkintown, Pa.	Mark Reeves	RB	Nashville, Tenn.
Paul Baker	C	Doraville, Ga.	Donnie Holley	WR	Elba, Ala.	Lewis Risk	DB	Miami
Bruce Bell	LB	Pensacola	Reginald Johnson	OT	Lake City	John Russell	LB	Athens, Ga.
Ricky Blythe	TE	Winter Park	Bill Johnson	LB	Cocoa Beach	Marvin Samuels	C	Daytona Beach
Allen Boatright	OT	Lake City	Robert Jones	DT	Lighthouse Point	Melvin Scruggs	DT	Quitman, Ga.
Keith Bradford	DT	Pensacola	Charles Kaiser	DB	Oak Park, Illinois	William Sites	QB	Daytona Beach
Phil Cahoon	DB	Mobile, Ala.	Paul Lee	DE	Waycross, Ga.	Paul Spears	DB	Andalusia, Ala.
Robert Casells	TE	Erie, Pa.	Harold Mack	HB	Punta Gorda	Eddie Stanley	DB	Hosford
Jeff Chesnut	RB	Stone Mountain, Ga.	Al Mears	RB	Pembroke Pines	Duane Taylor	OG	Jacksonville
Tom Clarkson	OT	Sarasota	Mike Norman	HB	Tallahassee	Larry Torbert	FB	Dunedin
Bryan Crane	OG	Hialeah	Paul Oglesby	OG	Jacksonville	Richard Tynes	DB	Tampa
David Davison	LB	Tampa	Mark Orlando	QB	Westfield, N.Y.	Paul Watkins	K	Pompano Beach
Randy Coffield	RB	Bradenton	Lester Payton	WR	Orlando	James Welch	TE	Jacksonville
Ralph Ellis	DE	Atlanta, Ga.	Ralph Petrillo	QB	Newburgh, N.Y.	James Young	G	North Miami

FLORIDA STATE NUMERICAL ROSTER

No.	Name, Pos.
1	Frank Fontes, PK
3	Duane Carrell, Punt
11	Fred Geisler, QB
12	Frank Whigham, QB
14	Frank Deming, QB
18	Kent Gaydos, WR
19	Gary Huff, QB
20	David Snell, DB
21	Joe Goldsmith, WR
22	Barry Smith, WR
23	David Eddy, WR
24	John Lanahan, DB
26	James Thomas, DB
27	Arthur Munroe, TB
28	Robert Ashmore, DB
29	Dano Fiore, WR
30	Brent Norris, FB
31	Paul Magalski, FB
32	Ed Davis, WR
33	Steve Hardin, FB
35	Randy Shively, DE
36	Rick Oreair, RB
37	Oscar Roberts, RB
38	Buzzy Lewis, DB
40	Eddie McMillan, DB
42	Ron Ratliff, DB
43	John Montgomery, DB
44	Buddy Gridley, LB
46	Brian Bengtson, PK
47	David McNish, LB
48	James Jarrett, FB
49	Guy Glisson, LB
50	Dan Whitehurst, LB
52	Reese Rainey, LB
53	Jay Stokes, OG
54	Jim Dundala, C
55	Allen Dees, C
57	Steve Bratton, LB
58	Andy Schmidt, LB
59	Larry Strickland, LB
60	Clint Parker, LB
61	Phil Arnold, LB
62	David Miles, LB
65	J.W. McKinnie, OG
66	Joe Strickler, OT
69	Bobby Anderson, DT
70	Bill Henson, DT
72	Shane Gibbs, OG
73	Dan Daniels, OT
74	Don Sparkman, OT
75	Richard Amman, DT
76	Bill Rimby, OG
77	Roger Minor, OT
79	Howard Jacobi, DT
80	Charlie Hunt, DE
82	Rhett Dawson, WR
83	Bert Cooper, DE
84	Gary Parris, TE
85	Bill Shaw, DE
86	Mike Glass, TE
87	Russell Castleberry, DE
89	Kent Corral, DE

FLORIDA STATE

Game Captains:

31	Paul Magalski
43	John Montgomery

OFFENSE

SE	82	Rhett Dawson
	32	Ed Davis
WT	77	Roger Minor
	74	Don Sparkman
WG	65	J.W. McKinnie
	72	Shane Gibbs
C	55	Allen Dees
	53	Jay Stokes
	54	Jim Dundala
SG	61	Phil Arnold
	53	Jay Stokes
ST	66	Joe Strickler
	73	Dan Daniels
TE	84	Gary Parris
	86	Mike Glass
QB	19	Gary Huff
	12	Frank Whigham
	11	Fred Geisler
TB	31	Paul Magalski
	27	Arthur Munroe
	36	Rick Oreair
FB	48	James Jarrett
	31	Paul Magalski
	37	Oscar Roberts
FL	18	Kent Gaydos
	22	Barry Smith

DEFENSE

LE	85	Bill Shaw
	83	Bert Cooper
	89	Kent Corral
LT	70	Bill Henson
	79	Howard Jacobi
SAM	60	Clint Parker
	44	Guy Glisson
MIKE	59	Larry Strickland
	62	David Miles
WILL	50	Dan Whitehurst
	44	Buddy Gridley
RT	75	Richard Amman
	69	Bobby Anderson
RE	80	Charlie Hunt
	57	Steve Bratton
RC	26	James Thomas
	20	David Snell
LC	40	Eddie McMillan
	38	Buzzy Lewis
ROV	24	John Lanahan
	42	Ron Ratliff
	35	Randy Shively
SAF	28	Robert Ashmore
	43	John Montgomery

SPECIALISTS

Punts:	3	Duane Carrell
Placements:	1	Frank Fontes
Returns:	20	David Snell
	38	Buzzy Lewis
	40	Eddie McMillan

SOUTH CAROLINA

Game Captains:

- 33 Al Usher
- 34 Tommy Simmons
- 47 Greg Crabb
- 62 Dennis Ford
- 68 Joe Regalis

OFFENSE

SE	7	Jackie Brown
	80	Mike Haggard
LT	70	Darrell Austin
	60	Bill Boyte
LG	61	Richie Moye
	64	Rick Anthony
C	54	Steve Wade
	51	Jimmy Privette
	50	Mack Stone
RG	62	Dennis Ford
	66	John Dubac
RT	73	Dave Cash
	74	Bob Morris
TE	83	Billy Freeman
	16	Marty Woolbright
QB	17	Glenn Morris
	12	Robbie Davis
	10	Tommy Rhodes
TB	30	Billy Ray Rice
	44	Carlton Haywood
	42	Fred Robinson
FB	34	Tommy Simmons
	23	Charlie Jetton
FL	20	Jim Mitchell
	15	Jackie Young
	29	Butch Jones

DEFENSE

LE	49	Rob Roe
	96	Roger Toy
LT	68	Joe Regalis
	78	Ken Wheat
SLB	92	Rick Brown
	46	Chan Beasley
MG	52	Pat Kohout
	55	Dana Carpenter
WLB	47	Greg Crabb
	25	Phil Wallace
RT	67	John LeHeup
	87	Mike Stirling
RE	81	Monty Matthews
	85	Jim Beard
LHB	43	Dick Harris
	41	Lee Andrews
RHB	3	Jimmy Nash
	28	Carroll Jones
ROV	11	Tyler Hellams
	14	Lyn Rushing
SAF	18	Bo Davies
	45	Neville Files

SPECIALISTS

- Punts: 4 Robby Reynolds
- Placekickers: 2 Tommy Bell
- 45 Neville Files
- All Returns: 43 Dick Harris

SOUTH CAROLINA
NUMERICAL ROSTER

No. NAME, Pos.

2	Tommy Bell	PK
3	Jimmy Nash	DB
4	Robby Reynolds	PNT
7	Jackie Brown	SE
10	Tommy Rhodes	QB
11	Tyler Hellams	DB
12	Robbie Davis	QB
14	Lyn Rushing	DB
15	Jackie Young	QB
16	Marty Woolbright	TE
17	Glenn Morris	QB
18	Bo Davies	DB
19	John Goforth	DB
20	Jim Mitchell	FL
22	Thad Rowe	DB
23	Charlie Jetton	TB
25	Phil Wallace	LB
26	Jake Stone	DB
28	Carroll Jones	DB
29	Butch Jones	FL
30	Billy Ray Rice	TB
31	Alex Dobson	LB
33	Al Usher	LB
34	Tommy Simmons	FB
36	Chuck Mimms	FB
39	Mark DeCamilla	TB
40	Eddie Muldrow	FL
41	Lee Andrews	DB
42	Fred Robinson	TB
43	Dick Harris	DB
44	Carlton Haywood	TB
46	Chan Beasley	LB
47	Greg Crabb	LB
48	Tony Holmes	DT
45	Neville Files	DB
49	Bob Roe	DE
50	Mack Stone	C
51	Jimmy Privette	C
52	Pat Kohout	MG
53	Tommy Leslie	LB
54	Steve Wade	C
55	Dana Carpenter	MG
57	Van McMilan	MG
58	Ted McGill	OG
60	Bill Boyte	OT
61	Richie Moye	OG
62	Dennis Ford	OG
	Bob Perry	FB
64	Rick Anthony	OG
65	Jake Wright	DT
66	John Dubac	OG
67	John LeHeup	DT
68	Joe Regalis	DT
70	Darrell Austin	OT
73	Dave Cash	OT
74	Bob Morris	OT
75	Dale Duncan	DT
76	Andy Leventis	OT
77	Steve Gribble	DT
78	Ken Wheat	DT
79	Mike Cline	OT
80	Mike Haggard	SE
81	Monty Matthews	DE
82	Greg Black	SE
83	Billy Freeman	TE
85	Jim Beard	DE
88	Deane Hall	DE
89	Mike Stirling	DT
90	Howard Barfield	SE
92	Rick Brown	LB
96	Roger Toy	DE

FLORIDA STATE

No.	Name	Pos.	Ht.	Wt.	Age	Class	Status	Hometown
75	Amman, Richard	DT	6-5	232	21	Senior	2VL	Cocoa Beach
69	Anderson, Bobby	DT	5-10	217	20	Soph.	Sq.	Tifton, Ga.
61	Arnold, Phil	OG	6-0	211	19	Soph.	Fr.	Hollywood
28	Ashmore, Robert	DB	6-1	181	22	Senior	2VL	Tallahassee
46	Bengtson, Brian	PK	6-3	205	21	Junior	1VL	Green Bay, Wisc.
57	Bratton, Steve	LB	6-0	200	20	Soph	Sq.	Oviedo
3	Carrell, Duane	P	5-10	176	22	Senior	2VL	Washington, D. C.
83	Cooper, Bert	DE	6-1	218	19	Soph.	RS	Tallahassee
89	Corral, Kent	DE	5-11	199	20	Soph.	Sq.	Tampa
73	Daniels, Dan	OT	6-4	250	21	Junior	JC	Pensacola
32	Davis, Ed	WR	6-1	195	20	Soph.	RS	Lakeland
82	Dawson, Rhett	WR	6-2	186	22	Senior	2VL	Valdosta, Ga.
55	Dees, Allen	C	6-2	190	21	Junior	1VL	Lakeland
14	Deming, Frank	QB	6-1	160	20	Soph	RS	Valdosta, Ga.
54	Dundala, Jim	LB	6-0	204	20	Junior	Sq.	Morrisville, Pa.
23	Eddy, David	WR	5-11	173	19	Soph.	Fr.	Miami
29	Fiore, Dano	WR	6-0	178	20	Junior	Sq.	Chattahoochee
1	Fontes, Frank	PK	5-6	155	22	Senior	1VL	Perth Amboy, N. J.
18	Gaydos, Kent	WR	6-6	212	22	Senior	2VL	Dallas, Tex.
11	Geisler, Fred	QB	6-0	189	19	Soph	Fr.	Orlando
72	Gibbs, Shane	OG	6-3	220	20	Junior	1VL	Bay Minette, Ala.
86	Glass, Mike	TE	6-3	210	21	Junior	1VL	Tampa
49	Glisson, Guy	LB	6-0	194	21	Senior	2VL	Tampa
21	Goldsmith, Joe	WR	6-0	172	19	Soph.	Fr.	Lakeland
44	Gridley, Buddy	TE	6-0	209	21	Senior	2VL	Tallahassee
33	Hardin, Steve	FB	6-1	206	20	Soph.	RS	Boynton Beach
70	Henson, Bill	DT	6-0	223	21	Senior	1VL	Hyattsville, Md.
19	Huff, Gary	QB	6-1	185	20	Junior	1VL	Tampa
80	Hunt, Charlie	DE	6-3	202	20	Junior	1VL	Jacksonville
79	Jacobi, Howard	DT	6-2	242	21	Junior	RS	Vero Beach
48	Jarrett, James	FB	6-1	208	22	Senior	2VL	Elizabethton, Tenn.
24	Lanahan, John	DB	6-0	202	22	Senior	2VL	Jacksonville
38	Lewis, Buzzy	DB	6-0	180	19	Soph.	Fr.	Bristol
31	Magalski, Paul	FB	5-11	210	21	Senior	2VL	Garfield Hts., Ohio
65	McKinnie, J. W.	OG	6-1	207	21	Senior	2VL	Macon, Ga.
40	McMillan, Eddie	DB	6-2	175	20	Junior	1VL	Tampa
47	McNish, David	LB	6-0	215	20	Junior	JC	Eustis
62	Miles, David	LB	5-10	185	19	Soph.	Fr.	Tallahassee
77	Minor, Roger	OG	6-3	233	21	Junior	1VL	Delray Beach
43	Montgomery, John	DB	6-0	182	21	Senior	2VL	Jacksonville
27	Munroe, Arthur	RB	6-0	192	22	Senior	2VL	Quincy
30	Norris, Brent	RB	6-0	199	20	Soph.	Sq.	Thomaston, Ga.
36	Oreair, Rick	RB	6-0	187	20	Soph	RS	Jacksonville
60	Parker, Clint	DE	6-0	193	20	Junior	1VL	Daytona Beach
84	Parris, Gary	TE	6-2	210	21	Junior	1VL	Vero Beach
52	Rainey, Reese	LB	6-1	192	21	Junior	Sq.	Greenville, Ala.
42	Ratliff, Ron	DB	5-11	182	21	Junior	1VL	West Palm Beach
76	Rimby, Bill	OT	6-3	235	22	Senior	2VL	St. Petersburg
37	Roberts, Oscar	RB	5-11	184	21	Soph.	Sq.	Ocilla, Ga.
58	Schmidt, Andy	LB	5-11	192	19	Soph.	Fr.	Brandon
85	Shaw, Bill	DE	6-1	218	21	Senior	1VL	Marietta, Ga.
35	Shively, Randy	DE	6-0	170	20	Soph.	RS	St. Petersburg
22	Smith, Barry	WR	6-1	186	20	Junior	1VL	Miami
20	Snell, David	DB	5-7	172	20	Junior	1VL	Slocomb, Ala.
74	Sparkman, Don	OT	6-5	249	19	Soph.	Fr.	Jacksonville
53	Stokes, Jay	OT	6-3	220	22	Senior	2VL	Sanford
59	Strickland, Larry	LB	6-1	205	21	Junior	1VL	Tallahassee
66	Strickler, Joe	OT	6-2	235	22	Senior	2VL	Avon Park
26	Thomas, James	DB	6-1	196	20	Junior	1VL	Macon, Ga.
12	Whigham, Frank	QB	6-0	189	22	Senior	1VL	Sanford
50	Whitehurst, Dan	LB	6-3	214	21	Junior	1VL	Adel, Ga.

FLORIDA STATE VS. SOUTH CAROLINA

Oct. 23, 1971

Doak S. Campbell Stadium
Tallahassee, Florida

THE OFFICIALS

Referee: Ernest D. Hackney
Wilson, N.C. (ACC)

Umpire: Robert W. Boylston
Atlanta, Ga. (SEC)

Linesman: George Manning
Gastonia, N.C. (ACC)

Field Judge: Jack Langford
Atlanta, Ga. (SEC)

Back Judge: Charles E. Horton
Morganton, N.C. (SEC)

ECO: John Wilson
Birmingham, Ala (SEC)

Florida State Results

24	Sou. Mississippi	9
20	Miami	17
30	Kansas	7
17	Virginia Tech	3
27	Mississippi St.	9
15	Florida	17

South Carolina Results

24	Ga. Tech	7
12	Duke	28
24	NC State	6
7	Memphis State	3
34	Virginia	14
35	Maryland	6

Next Week

Florida State is back on the road traveling to Houston to meet the always troublesome Cougars.

South Carolina also has tough assignment in store as the Gamecocks host a strong Georgia team.

SOUTH CAROLINA

No.	Name	Pos.	Hgt.	Wt.	Age	Class	Hometown
41	Lee Andrews	DB	5-10	175	21	Soph.	Columbia
64	Rick Anthony	OG	6-2	208	19	Soph.	Pickens
70	Darrell Austin	OT	6-4	219	19	Soph.	Union
90	Howard Barfield	SE	5-11	200	21	Junior	Hartsville
85	Jim Beard	DE	6-3	209	19	Soph.	Starr
46	Chan Beasley	LB	5-10	191	21	Junior	Dublin, Ga.
2	Tommy Bell	PK	5-9	159	20	Junior	Walhalla
82	Greg Black	SE	6-3	195	21	Junior	Bamberg
60	Bill Boyte	OT	6-2	224	21	Senior	Camden
7	Jackie Brown	SE	5-11	170	20	Junior	Jonesville, N. C.
92	Rick Brown	LB	6-4	209	22	Junior	Rock Hill
55	Dana Carpenter	MG	5-10	205	19	Soph.	Elmira, N. Y.
73	Dave Cash	OT	5-11	232	21	Soph.	Troutman, N. C.
79	Mike Cline	OT	6-1	218	19	Soph.	Lincolnton, N. C.
47	Greg Crabb	LB	5-9	194	21	Senior	Dublin, Ga.
18	Bo Davies	DB	6-1	176	21	Senior	Gettysburg, Pa.
39	Mark DeCamilla	TB	6-0	199	20	Soph.	Hudson Falls, N. Y.
12	Robbie Davis	QB	6-1	183	19	Soph.	Savannah, Ga.
31	Alex Dobson	LB	5-11	171	19	Soph.	Greer
66	John Dubac	LB	6-0	207	19	Soph.	Atlanta, Ga.
75	Dale Duncan	DT	6-5	228	19	Soph.	Bakersville, N. C.
45	Neville Files	DB	5-9	182	20	Junior	Greenwood
62	Dennis Ford	OG	5-11	218	22	Senior	Beaver, Pa.
83	Billy Freeman	TE	6-3	204	21	Senior	Clinton
19	John Goforth	DB	6-5	189	19	Soph.	Blacksburg
77	Steve Gribble	DT	6-3	231	19	Soph.	Salisbury, N. C.
80	Mike Haggard	SE	6-2	171	20	Junior	Shelby, N. C.
88	Deane Hall	DE	6-0	199	21	Junior	Elkin, N. C.
43	Dick Harris	DB	5-11	165	21	Senior	Pt. Pleas. Beach, N. J.
44	Carlton Haywood	TB	6-0	196	19	Soph.	Macon, Ga.
11	Tyler Hellams	DB	5-11	163	22	Senior	Greenwood
48	Tony Holmes	DT	6-0	211	20	Soph.	Conway
23	Charlie Jetton	TB	5-9	178	21	Junior	Charlotte, N. C.
29	Butch Jones	FL	6-2	188	21	Junior	Bamberg
28	Carroll Jones	DB	6-0	165	21	Junior	Canton, N. C.
52	Pat Kohout	MG	6-0	202	21	Senior	Hampton, Va.
67	John LeHeup	DT	6-2	234	20	Junior	Temple Terrace, Fla.
53	Tommy Leslie	LB	5-10	178	19	Soph.	Arden, N. C.
76	Andy Leventis	OT	6-1	222	19	Soph.	Greenville
58	Ted McGill	OG	6-2	208	20	Soph.	Kingstree
57	Van McMillan	MG	6-0	194	21	Soph.	Mullins
81	Monty Matthews	DE	6-1	208	19	Soph.	Portsmouth, Va.
36	Chuck Mimms	FB	6-2	196	20	Junior	Elliott
20	Jim Mitchell	FL	5-11	162	21	Senior	Greensboro, N. C.
74	Bob Morris	OT	6-2	224	20	Soph.	Greenwood
17	Glenn Morris	QB	6-3	203	21	Junior	Charlotte, N. C.
61	Richie Moye	OG	5-11	208	22	Senior	West Columbia
40	Eddie Muldrow	FL	6-1	179	19	Soph.	Bishopville
3	Jimmy Nash	DB	5-10	170	21	Senior	Charlotte, N. C.
	Bob Perry	FB	5-10	192	20	Soph.	Kershaw
51	Jimmy Privette	C	6-1	203	20	Soph.	Hartsville
68	Joe Regalis	DT	6-1	233	22	Senior	Tomaqua, Pa.
4	Robby Reynolds	PNT	6-0	180	19	Soph.	Shelby, N. C.
10	Tommy Rhodes	QB	6-1	197	21	Junior	Chesapeake, Va.
30	Billy Ray Rice	TB	6-0	190	21	Senior	Gaffney
42	Fred Robinson	TB	5-9	172	20	Soph.	St. Matthews
49	Bob Roe	DE	6-2	190	20	Soph.	Meadville, Pa.
22	Thad Rowe	DB	5-9	175	19	Soph.	West Columbia
14	Lyn Rushing	DB	6-1	182	20	Soph.	Lancaster
34	Tommy Simmons	FB	5-10	195	21	Senior	Buffalo
89	Mike Stirling	DT	6-4	215	22	Senior	Charlotte, N. C.
26	Jake Stone	DB	6-2	183	21	Junior	West Columbia
50	Mack Stone	C	6-2	199	21	Junior	Greenwood
96	Roger Toy	DE	6-2	217	19	Soph.	Atlanta, Ga.
33	Al Usher	LB	5-11	210	22	Senior	Pageland
54	Steve Wade	C	6-2	202	21	Junior	Greer
25	Phil Wallace	LB	6-0	186	19	Soph.	Virginia Beach, Va.
78	Ken Wheat	DT	6-2	222	21	Senior	Milledgeville, Ga.
16	Marty Woolbright	TE	6-5	211	19	Soph.	Chapin
65	Jake Wright	DT	6-5	222	21	Junior	Varnville
15	Jackie Young	QB	6-0	176	20	Junior	Chesapeake, Va.

Home Team FLA. STATE UNIV. First Downs: (Rush) 10 (Pass) 17 (Pen.) - Total 27 Penalties Against: (No.) 10 (Yards) 113 Own Fumbles: (No.) 5 (Lost) 3

IMPORTANT: Most player categories are now ranked on per-game average. Thus, it's vital that you consider every player (on both teams) with any statistics in any game this season (get season player statistics from both SIDs). Then list below the code number and last name of players who have season figures but did NOT play in this game. A game played is one play-whether or not the player touches the ball. All players will be charged with a game unless you tell NCSS otherwise. If a player with first-time statistics has missed games, fill in below--after getting from his SID how many games missed.

DID NOT PLAY IN THIS GAME

Code No. Last Name Code No. Last Name Code No. Last Name Code No. Last Name Code No. Last Name Code No. Last Name Code No. Last Name

PLAYERS WITH FIRST-TIME STATISTICS WHO HAVE MISSED GAMES: Code No. 19 Last Name DEMING No. Games Missed 5 Code No. Last Name No. Games Missed

Player Code	PLAYER	RUSHING					PASSING					TOTAL OFFENSE		RECEIVING			INT. RETURNS			PUNTING			PUNT RETURNS			K. O. RETURNS			X Pts. Kicks		Other X Pts.		Field Goals											
		Rushes	Gain	Loss	Net	TD's	Att.	Comp.	Int.	Yards	TD's	Conv.	Plays	Yards	Catches	Yards	TD's	No.	Yards	TD's	No.	Yards	Blkd.	No.	Yards	TD's	No.	Yards	TD's	TD's	Att.	Made	Att.	Made	Att.	Made	Points							
12	CARRELL	A					B					C		D			E			F	4109-	G			H			S																
17	DAVIS	A					B					C		D	249-		E			F			G		H		S																	
18	DAWSON	A					B					C		D	91402		E			F			G		H		S	2	-	-	-	1	-	-										
19	DEMING	A	1	13	0	13	-	B				C	113	D			E			F			G		H		S																	
26	FIORI	A	1	2	0	2	-	B				C	12	D			E			F			G		H		S																	
27	FONTE	A					B					C		D			E			F			G		H		S	-	6	5	-	-	1	-	5									
29	GAYDOS	A					B					C		D	2282		E			F			G		H		S	2	-	-	-	-	-	-	-	12								
34	GRIDLEY	A					B					C		D			E	117-		F			G		H		S																	
35	HARDIN	A	2	12	0	12	-	B				C	212	D			E			F			G		H		S																	
38	HUFF	A	6	16	13	3	10	B	41	26	1	366	51	C	47369	D				F			G		H		S	1	-	-	1	-	-	-	-	78								
41	JARRETT	A	11	57	0	57	-	B				C	1157	D	533-		E			F			G		H		S																	
49	LANAHAN	A					B					C		D			E	1321		F			G		H		S	1	-	-	-	-	-	-	-	6								
54	LEWIS	A	-	-	-	-	-	B	-	-	-	-	C	-	D		E			F			G		H	2250	S																	
57	MUNKROE	A	8	34	2	34	-	B				C	834	D	211-		E			F			G		H	-	S																	
61	NORRIS	A	4	14	3	11	-	B				C	411	D			E			F			G		H		S																	
64	OREAR	A	2	0	0	0	-	B				C	20	D			E			F			G		H		S																	
68	PARRIS	A					B					C		D	19-		E			F			G		H		S																	
74	ROBERTS	A	2	3	0	3	-	B				C	23	D			E			F			G		H		S																	
78	SMITH B	A	2	6	0	6	-	B	-	-	-	-	C	26	D	5961		E			F			G	-	H	2100	S	1	-	-	-	-	-	-	-	6							
80	SNELL	A					B	-	-	-	-	-	C		D			E			F			G	1150	H		S	-	-	-	-	-	-	-	-								
89	WHIGHAM	A	1	0	2	(-2)	-	B	-	-	-	-	C	1(-2)	D			E			F			G	-	H		S	-	-	-	-	-	-	-	-								
TEAM TOTALS		A	49	186	21	165	10	B	41	26	1	366	51	C	90	531	D	26	366	5	E	2	49	1	F	4	109	-	G	1	15	0	H			S	7	6	5	1	1	1	-	49

Visiting Team UNIV OF SOUTH CAROLINA First Downs: (Rush) 2 (Pass) 7 (Pen.) 1 Total 10 Penalties Against: (No.) 4 (Yards) 23 Own Fumbles: (No.) 7 (Lost) 5

VISITING TEAM TOTALS		A	33	109	63	46	2	B	34	16	2	187	0	1	C	67	233	D	16	187	-	E	1	(-7)	-	F	6	226	-	G	-	-	-	H	8	142	-	S	2	1	1	1	1	1	18
----------------------	--	---	----	-----	----	----	---	---	----	----	---	-----	---	---	---	----	-----	---	----	-----	---	---	---	------	---	---	---	-----	---	---	---	---	---	---	---	-----	---	---	---	---	---	---	---	---	----

SCORE BY QUARTERS	1st	2nd	3rd	4th	Total
SO. CAROL	7	3	8	50	18
FSU	0	28	7	14	49

Time of Game: Kickoff 7:29 P.M. End of Game 10:16 P.M. Total Elapsed Time 2:47 (Including intermission)

Weather Conditions 73° Wind 5-15 mph Variable 3

SCORING SUMMARY

List all scoring plays in sequence. "Time left" means time remaining in the quarter. Under "play," to save you time, please use only: Rush, Pass, INT, PR, KOR, FUM, FG or SAF (instead of writing out interception, punt, kickoff and fumble returns, field goal or safety).

On pass play, list passer first, then receiver and combined yardage of pass and

run. All plays are measured from the line of scrimmage except field-goal attempts--from the point of kick to the goal posts (goal line plus 10 yards).

After each touchdown, please continue on the same line and under "FOR EXTRA POINTS ONLY" check (✓) type of PAT (kick, pass or run) and whether good (G) or no good (NG).

Team	Qtr	Time Left	Play	Player(s)	Yards	FOR EXTRA POINTS ONLY					R	G	NG
							Player(s)	K	P				
SO. CAROL	1	12:33	RUSH	MORRIS	2	PAT	BELL	✓				✓	
SO. CAROL	2	9:50	FG	BELL	30	PAT					1		
FSU	2	10:27	PASS	HUFF - DAWSON	32	PAT	FONTES	✓				✓	
FSU	2	8:40	PASS	HUFF - GAYDOS	10	PAT	FONTES	✓					
FSU	2	8:20	PASS	HUFF - SMITH	35	PAT	FONTES	✓			5		✓
FSU	2	1:05	RUSH	HUFF	5	PAT	HUFF - DAWSON		✓				
FSU	3	14:04	INT	LANAHAN	32	PAT	FONTES	✓				✓	
SO. CAROLINA	3	9:35	RUSH	SIMMONS	1	PAT	MORRIS - FREEMAN		✓			✓	
BUSSA	4	14:25	PASS	HUFF - GAYDOS	18	PAT	FONTES	✓			5	✓	
FSU	4	9:45	PASS	HUFF - DAWSON	22	PAT	FONTES	✓				✓	
						PAT							
						PAT							
						PAT							

NON-SCORING LONG PLAYS (70 yards or more, including punts)			
Team	Play	Player(s)	Yards

259

Visiting Team SOUTH CAROLINA First Downs: (Rush) 2 (Pass) 7 (Pen.) 1 Total 10 Penalties Against: (No.) 4 (Yards) 23 Own Fumbles: (No.) 0 (Lost) 7

IMPORTANT: Most player categories are now ranked on per-game average. Thus, it's vital that you consider every player (on both teams) with any statistics in any game this season (get season player statistics from both SIDs). Then list below the code number and last name of players who have season figures but did NOT play in this game. A game played is one play--whether or not the player touches the ball. All players will be charged with a game unless you tell NCSS otherwise. If a player with first-time statistics has missed games, fill in below--after getting from his SID how many games missed.

DID NOT PLAY IN THIS GAME

Code No. Last Name Code No. Last Name Code No. Last Name Code No. Last Name Code No. Last Name Code No. Last Name Code No. Last Name
54 MIMMS 21 DECAMILLA 72 ROBINSON 03 BARFIELD 33 HAGGARD

XXXXXXXX

PLAYERS WITH FIRST-TIME STATISTICS WHO HAVE MISSED GAMES: Code No. Last Name No. Games Missed Code No. Last Name No. Games Missed

Player Code	PLAYER	RUSHING					PASSING					TOTAL OFFENSE		RECEIVING			INT. RETURNS			PUNTING			PUNT RETURNS			K. O. RETURNS			X Pt. Kicks		Other X Pts.		Field Goals										
		Rushes	Gain	Loss	Net	TD's	Att.	Comp.	Int.	Yards	TD's	Conv.	Plays	Yards	Catches	Yards	TD's	No.	Yards	TD's	No.	Yards	Blkd.	No.	Yards	TD's	No.	Yards	TD's	TD's	Att.	Made	Att.	Made	Att.	Made	Points						
04	BELL	A					B					C		D			E			F			G			H		S	1	1			1	1	4								
19	DAVIES	A					B					C		D			E	1	7	F			G			H		S															
56	MORRIS	A	10	5	53	48	1	B	32	15	2	186	1	C	42	138	D	1	1	E			F			H		S	1		1						6						
69	REYNOLDS	A					B	1	1	0	1		C	1	0	D			E			F	6	226	0	G			H		S												
71	RICE	A	9	69	0	69		B					C	9	69	D	4	23	E			F			G			H		S													
76	SIMMONS	A	7	21	0	21	1	B					C	7	21	D			E			F			G			H		S	1						6						
35	HARRIS	A					B						C			D			E			F			G			H	4	119		S											
06	BROWN, J.	A					B						C			D	1	5	E			F			G			H		S													
41	JETTON	A	3	9	3	6		B					C	3	6	D			E			F			G			H		S													
90	WILLBRIGHT	A					B						C			D	2	30	E			F			G			H		S													
55	MITCHELL	A					B						C			D	6	111	E			F			G			H		S													
27	FREEMAN	A					B						C			D	1	5	E			F			G			H		S				1			2						
01	ANDREWS	A					B						C			D			E			F			G			H	4	23		S											
36	HAYWOOD	A	3	5	0	5		B					C	3	5	D			E			F			G			H		S													
70	RMCOES	A	1	0	7	7		B	1	0	0	0		C	7	7	D			E			F			G			H		S												
95	YOUNG	A					B						C			D	1	12	E			F			G			H		S													
		A					B						C			D			E			F			G			H		S													
		A					B						C			D			E			F			G			H		S													
		A					B						C			D			E			F			G			H		S													
	TEAM TOTALS	A	83	109	63	46	2	B	34	16	2	187	0	1	C	72	33	D	16	187	0	1	7	F	6	226	0	G	0	0	0	H	8	142	0	S	2	1	1	1	1	1	18

Home team FLORIDA STATE First Downs: (Rush) 10 (Pass) 17 (Pen.) 0 Total 27 Penalties Against: (No.) 10 (Yards) 113 Own Fumbles: (No.) 5 (Lost) 3

HOME TEAM TOTALS		A	49	186	21	165	4	B	41	26	1	346	5	1	C	90	531	D	26	366	5	2	E	49	1	F	4	109	-	G	1	15	-	H	4	35	-	S	6	65	1	1	1	0	49
------------------	--	---	----	-----	----	-----	---	---	----	----	---	-----	---	---	---	----	-----	---	----	-----	---	---	---	----	---	---	---	-----	---	---	---	----	---	---	---	----	---	---	---	----	---	---	---	---	----

FLORIDA STATE VS. SOUTH CAROLINA
Doak Campbell Stadium, Tallahassee
October 23, 1971 7:30 p.m.
Temp: 73 Wind: variable, 5-15 mph

FSU Capt: 31 Magalski, 43 Montgomery SC Capt: 33 Usher, 44 Simmons, 47 Crabb, 62 Ford, 68 Regalis

FSU wins toss and receives. Files kicks to Snell on two, returns to 20. Andrews.

F20 1-10 Huff pass intended for Jarrett incomplete. FSU loses 10. ineligible receiver.

F10 1-20 Jarrett sweeps left for five.

F15 2-15 FSU jumps offsides and loses five yards.

F10 2-20 Huff fumbles snap and SC receivers. Regalis gets the ball.

SC Ball

F6 1-0 SC penalized 5 yards. illegal motion

F11 1-0 Simmons at right tackle for four yards.

F7 2-0 Rice struggles for five yards.

F2 3-0 Morris makes great fake on keeper and goes two yards for TOUCHDOWN.

Ball's kick is good.

SC 7, FSU 0 12:33 6 yards/3plays

Files kicks to Lewis on the four. returns to the 10. Andrews tackles.

F13 1-10 Huff pass intended for Dawson incomplete.

F13 2-10 Huff pass complete to Jarrett for six yards. Cahout

F19 3-4 Huff pass complete to Dawson for six yards and 1st down.

F25 1-10 Jarrett on pitchout goes for 16 yards and 1st down. Hellams.

F11 1-10 Huff pass intended for Dawson incomplete.

F11 2-10 Jarrett on pitch gets one. Roe.

F12 3-9 Huff pass intended for Dawson incomplete. overthrown.

F12 4-9 Carrell punts out of bounds on SC 37. 21 yard punt.

SC Ball

S37 1-10 Simmons on 1/2 slant gets three.

S40 2-7 Morris pass complete to Rice for two yards. Thomas.

S42 3-5 Morris pass complete to Mitchell for 12, fumble, Simmons recovers for 17 yard

F39 1-10 Rice up middle for 11 yards. and 1st down.

F28 1-10 Simmons in middle for two yards.

F26 2-8 Morris pass intended for Rice incomplete. Ashmore defends.

F26 3-8 Morris pass intended for Woolbright incomplete.

F26 4-8 Bell 43 yard field goal attempt is faked. Morris passes to Reynolds passes to

Morris for one yards.

FSU Ball

F25 1-10 Huff pass intended for Smith intercepted by Davies on 39.

SC Ball

S39 1-10 Rice on firright side gets two.

S41 2-8 Morris pass intended for Rice incomplete.

S41 3-8 Morris to pass dumped by Hunt for nine yard loss.

S32 4-17 Reynolds punts dead on FSU 18. 50 yard punt.

FSU Ball

F18 1-10 Magalski rips up middle for 17 yards and first down. Hellams saves TD.

F35 1-10 Magalski into middle again for five yards.

F40 2-5 Munroe comes for four yards. Roe.

F14 3-1 Munroe on pitchout gets five yards and 1st down.

F49 1-10 Magalski on left side for no gain. Regalis.

F49 2-10 Magalski on draw for two. Crabb.

S49 3-8 Huff pass intended for Smith incomplete. Harris deflects.

S49 4-8 Carrell punts out of bounds on S18. 31 yard punt.

SC Ball

S18 1-10 Rice gets two yards.

S20 2-8 Rice breaks loose for 38 yards and 1st down. Thomas

F43 1-10 Simmons gets about four, but SC loses five. offsides.

F48 1-15 Rice into left side for one yards.

F47 2-14 Morris pass intended for Freeman incomplete. broken up by Langan.

F47 3-14 Morris pass complete to Freeman for five yards.

F42 4-9 Reynolds punts into end zone for touchback. 42 yard punt.

FSU Ball

F20 1-10 Magalski into line fumbles, Wallace recovers for SC on FSU 18.

SC Ball

F18 1-10 Simmons picks up three yards.

F15 2-7 Rice tries left side for two yards.

F13 3-5 Quarter ends.

SC 7, FSU 0

First Quarter Statistics

	<u>SO. CARO.</u> Visitors	<u>F.S.U.</u> Home Team
First Downs	<u>3</u>	<u>4</u>
Net Yards Rushing	<u>65 45</u>	<u>49</u>
Net Yards Passing	<u>27</u>	<u>12</u>
Total Offense	<u>92</u>	<u>61</u>
Passes (Completed-Attempted-Intercepted)	<u>4-8-0</u>	<u>2-7-1</u>
Punts, Average	<u>2 for 46</u>	<u>2 for 26</u>
Fumbles Lost	<u>0</u>	<u>2</u>
Yards Penalized	<u>2 for 10</u>	<u>2 for 15</u>

SECOND QUARTER

SC Ball

- F13 3-5 Morris pass intended for ~~Harmon~~ Brown incomplete. broken up by Thomas.
F13 4-5 Bell ~~attempt~~ 30 yard field goal attempt is good.

SC 10, FSU 0 14:50

Files kicks off to ~~Snell~~ Snell on five, he fumbles, recovers and Files tackles him on the F2.

- F2 1-10 Jarrett squirms ~~for~~ for five yards.
F7 2-5 Munroe tries outside, but loses one, Ree and Cahout.
F6 3-6 Huff pass complete to Dawson for 18 yards and 1st down. Nash.
F24 1-10 Huff pass complete to Davis for 34 yards and 1st down. Smith and Harris.
S42 1-10 Huff pass intended for Smith incomplete. Overthrown in end zone.
S42 2-10 Huff pass complete to Dawson for 13 yards and 1st down.
S29 1-10 Jarrett on ~~2~~ right side for three yards.
S26 2-7 Huff on qb draw picks up six yards. Cahout
S20 3-1 Huff pass complete to Jarrett for seven yards and 1st down.
S13 1-10 Munroe sweeps right for one ~~yard~~ yard. Harris.
S12 2-9 Huff rolls left for two yards, but FSU loses 15, holding.
S32 2-30 ~~Huff pass complete to Dawson for 32 yards and TOUCHDOWN.~~
Pontes kick is good.

SC 10, FSU 7 10:27 98 yards/ 9 plays.

Pontes kicks to Harris on one returns to 31, fumbles, Lewis recovers for FSU.

- S32 1-10 Huff pass intended for Dawson incomplete. underthrown.
S32 2-10 Huff to pass scrambles out for ~~six~~ six yards.
S25 3-5 Huff pass complete to Dawson for 15 yards and 1st down.
S12 1-10 Smith on reverse gets two yards.
S10 2-8 Huff pass intended for Dawson incomplete in end zone.
S10 3-8 Huff pass complete to Gaydos for ten yards and TOUCHDOWN. In traffic.
Pontes kick is good.

FSU 14, SC 10 8:40 30 yards/6 plays.

Pontes kicks to Harris on ten. returns to 32. ball pops loose, rolls around, McMillan ~~recovers~~ recovers FSU

- S35 1-10 Huff pass intended for Davis incomplete
S35 2-10 Huff pass complete to Smith for 35 yards and TOUCHDOWN.
Pontes kick is wide to left. first miss of season.

FSU 20, SC 10 8:20 35 yards/ 2 plays.

Pontes kicks to Harris on ~~six~~ six, returns 32 yards. Snell.

- S38 1-10 Haywood into k line is stacked up ~~for~~ but gains two.
S40 2-8 Jetton sweeps right for four yards.
S44 3-4 Morris pass complete to Mitchell for 30 yards and 1st down. Ianahan, McMillan.
F26 1-10 Morris pass complete to Brown for five yards.
F21 2-5 Haywood in middle for three yards.
F18 3-2 Morris pass intended for Mitchell incomplete. Thomas almost intercepts.
F18 4-2 Morris pass intended for Freeman incomplete. caught and bobbled. 5:01
FSU Ball
F18 1-10 Jarrett on right side for four yards.
F22 2-6 Munroe sweeps right for three yards.
F25 3-3 Munroe on pitchout gets ~~six yards and 1st down~~ six yards and 1st down.
F31 1-10 Huff pass complete to Parris for nine yards and 1st down.
F40 2-1 Jarrett on left side for one yard and 1st down.
F41 1-10 Huff pass complete to Munroe on swing for eight yards.
F49 2-2 FSU loses five. too much time.
F44 2-7 Huff pass complete to Dawson for 11 yards and 1st down.
S45 1-10 Huff pass intended for Jarrett incomplete.
S45 2-10 Huff pass complete to Smith for ~~12~~ 12 yards and 1st down. leaping catch.
S33 1-10 Huff pass complete to Jarrett for six yards. Cahout.
S27 2-4 Huff pass intended for Dawson incomplete. just missed.
S27 3-4 Huff pass complete to Smith for 11 yards and 1st down. SC pen. 15, ~~personal foul.~~ personal foul.
S38 1-42 Jarrett sweeps three yards. ~~First Down~~
S5 1-0 Huff sneaks five yards for TOUCHDOWN
Huff pass complete to Dawson for two point conversion.

FSU 28, 10 1:05 72 yards/14 plays

Snell kicks off to Andrews short, returns to S33.

- S33 1-10 Morris pass complete to Woolbright for 27 yards and 1st down.
F40 1-10 Morris to pass is dumped by Hunt for ten yard loss.
S0 2-20 Morris pass intended for Brown incomplete. broken up by Montgomery.
S0 3-20 Morris to pass is dumped for seven yard loss by Amman.
S43 4-27 Bell punts out of bounds on F28. 29 yard kick.
FSU Ball
F28 1-10 Huff on keeper for no gain. clock runs out.

FSU 28, SC 10

FLASH FOOTBALL STATS

Quick Halftime and After Game Reports of Vital Team Statistics and Individual Leaders
(Approved Wire Services Form)

HALFTIME

Circle One

FINAL

TEAM STATISTICS

	SO. CARO. VISITORS	F.S.U. HOME TEAM
Score	10	28
First Downs	5	17
Rushes-yards	18-57	24-89
Rushing Yardage (Net)	89	239
Passing Yardage (Net)	-7	0
*Return Yardage (Net)	7-15-0	17-28-1
Passes (Compl'd - Att'd - Had Int'cd)	3-40-3	2-26
Punts (Number - Average)	2	2
Fumbles Lost	18	40
Yards Penalized		

*Return of Punts, Intercepted Passes and Fumbles (not kickoffs).

INDIVIDUAL LEADERS

SOUTH CAROLINA VISITORS

RUSHING	Att'd	Net Yards	For TD	Long Gain
MORRIS	4	-24	1	2
RICE	7	10	-	38
SIMMONS	4	12	-	4
PASSING	Att-Compl-Int.	Yds.	For TD	
MORRIS	14-6-0	88		
REYNOLDS	1-1-0	1		
PASS RECEIVING	No.	Yards	For TD	
RICE	1	2		
MITCHELL	2	49		
FREEMAN	1	5		
BROWN	1	5		
PUNTING	No.	Avg.	Long Gain	
REYNOLDS	3	40.3	50	

F.S.U. HOME TEAM

RUSHING	Att'd	Net Yards	For TD	Long Gain
HUFF	5	12	1	6
JARRETT	7	35	-	16
MAGALSKI	5	22	-	17
MUNROE	6	18	-	6
PASSING	Att-Compl-Int.	Yds.	For TD	
HUFF	28-17-1	239	3	
PASS RECEIVING	No.	Yards	For TD	
JARRETT	4	22	-	
DAWSON	6	93	1	
DAVIS	1	34	-	
SMITH	3	63	1	
GAYDOS	1	10	1	
PUNTING	No.	Avg.	Long Gain	
CARRELL	2	26	31	

SC receives. Pontes kicks to Andrews who hands off to Harris who returns to 25. 11 yd. return
 S25 1-10 Simmons sweeps right for two yards.
 S27 2-8 Morris pass in flat intercepted by Lanahan and returned 32 yards for TOUCHDOWN.
 Pontes kick is good.

FSU 35, SC 10 11:08

Pontes kick is a squib to Andrew on 24, returns 13 yards to 37.

S37 1-10 Simmons on draw gets three, ~~for~~ fumbles, Woolbright recovers.
 S40 2-7 Morris pass complete to Mitchell for 23 yards and 1st down.
 F37 1-10 Morris to pass loses seven as Amman breaks through.
 F42 2-16 Morris pass to Rice o/ screen is complete for nine yards.
 F35 3-8 Morris pass complete to Mitchell for eight yards and 1st down.
 F26 1-10 Morris pass complete to Woolbright for three yards.
 F23 2-7 Morris pass intended for Brown incomplete.
 F23 3-7 Morris pass ~~is~~ deflected by Whitehurst, but FSU loses 18, pass interference.
 F5 1-10 Simmons on right side for four yards.
 F1 2-0 Simmons drives over one yard for TOUCHDOWN.
 Morris pass complete to Freeman for two points.

FSU 35, SC 18 9:35 63 yards/9 plays.

Files kicks to Lewis at 13, returns to 29. Beasley tackles on 16 yd. return.

F29 1-10 Magalski breaks tackle at line and drives for four yards.
 F33 2-6 Magalski sweeps left for seven yards and 1st down.
 F40 1-10 Huff to pass is sacked by Roe for loss of nine.
 F31 2-7 Huff pass complete to Dawson for nine, but FSU loses 15, personal foul.
 F25 3-25 Huff pass complete to Dawson for 16 yards.
 F40 4-10 Carrell punts out of bounds at SC 31. 28 yard punt.
 SC Ball
 S37 1-10 Morris pass intended for Freeman incomplete. Montgomery almost intercepts.
 S41 2-10 Morris to pass is hit and fumbles, Jacobi recovers, FSU loses 15, throwing ball up.
 FSU Ball
 S42 1-25 Huff pass complete to Smith for 15 yards.
 S27 2-10 Magalski on right side for one yard.
 S26 3-9 Huff pass intended for Smith incomplete. Harris breaks it up.
 S26 4-9 Pontes 49 yard field goal attempt is wide right. 6:03

SC Ball
 S20 1-10 Rice goes outside for three yards, Thomas.
 S23 2-7 Morris pass intended for Freeman incomplete. Thomas breaks up.
 S23 3-7 Morris to pass is thrown for loss of five by Shaw and Anderson.
 S18 4-12 ~~Smith~~ punts to Thomas fair catch on S46. 28 yard punt.
 FSU Ball
 S46 1-10 Jarrett goes for 13 yards and 1st down.
 S33 1-10 Munroe picks up five.
 S28 2-5- Munroe squirms for three yards.
 S25 3-2 Huff pass complete to Jarrett for 11 yards and 1st down.
 S14 1-10 Jarrett hits left side for three yards.
 S11 2-7 Jarrett again on second effort gets four yards.
 S7 3-3 ~~Smith~~ Smith on reverse gets four yards, fumbles, Nash ~~recovers~~ recovers on S3.
 SC Ball
 S3 1-10 Jetton at middle for five yards.
 S8 2-5 Morris pass intended for Brown incomplete broken up by McMillan.
 S8 3-5 Haywood stopped for no gain.
 S8 4-5 Reynolds punts to Snell at F49, returns to S36. 15 yard ret. 43 yard punt.
 FSU Ball
 S36 1-10 Huff pass complete to Munroe for three yards.
 S33 2-7 Huff pass complete to Davis for 15 yards and 1st down, as quarter ends.

FSU 35, SC 18

FOURTH QUARTER

FSU BALL

- S18 1-10 Magalski on draw ~~xx~~ no gain. Roe.
 S18 2-10 Huff pass complete to Gaydos for 18 yards and TOUCHDOWN.
 Fontes kick is good.

FSU 42, SC 18 14:25 36 yards/ 4 plays.

Fontes kicks to Harris at 11, returns to 33. 23 yard return.

- S33 1-10 Morris keeps around left end for three yards.
 S36 2-7 Morris pass intended for Woolbright incomplete.
 S36 3-7 Morris pass complete to Rice for five yards. Strickland.
 S36 4-2 Reynolds kicks out of bounds on E25. 34 yard punt.

FSU Ball

- F25 1-10 Roberts in middle for three yards.
 F28 2-7 Huff passes to Dawson for three, but FSU loses five, illegal motion.
 F23 2-12 Huff pass intended for Roberts incomplete.
 F23 3-12 Huff pass complete to Smith for 18 yards and 1st down.
 F41 1-10 Jarrett picks up two yards.
 F43 2-7 Huff pass intended for Davis incomplete.
 F43 3-7 Huff pass intended for Dawson incomplete.
 F43 4-7 Carrell punts dead on the SC 28. 29 yard punt.

SC Ball

- S28 1-10 Morris pass complete to Mitchell, but SC loses five. illegal forward pass.
 S23 2-15 Morris pass intended for Brown incomplete.
 S23 3-15 Morris to pass is sacked for two yard loss, fumbles, Rainey recovers.

FSU Ball

- S22 1-10 Huff pass complete to Dawson for 22 yards and TOUCHDOWN.
 Fontes kick is good.

FSU 49, SC 18 9:45 22 yards/ 1 play

Fontes punts to Andrews who fumbles and and loses one on return.

- S24 1-10 Jetton on draw loses three yards.
 S21 2-13 Rhodes pass intended for Brown incomplete.
 S21 3-13 Rhodes to pass is dropped for seven yard loss. fumbles, Shaw recovers.

FSU Ball

- S14 1-10 Oresair for no gain.
 S14 2-10 Oresair again for no gain.
 S14 3-10 Norris on sweep gains six yards.
 S8 4-4 Norris turns left corner for seven yards and 1st down.
 S1 1-0 Oresair goes ~~xxxx~~ into end zone, but FSU loses five, illegal procedure.
 S6 1-0 Whigham fumbles and recovers, loses 2.
 S8 2-0 Norris up middle for one yard.
 S7 3-0 Norris on attempted sweep loses three. Roe.
 S10 4-0 Fiore on reverse gets three yards. SC takes over. 5:04

SC Ball

- S8 1-10 Morris pass complete to Young for 12 yards and 1st down.
 S20 1-10 Morris to pass is dropped for ten yard loss by Jacobi, Corral, Bratton.
 S10 2-20 Rice picks up six yards.
 S16 3-14 Morris pass complete to ~~xxxx~~ Mitchell for 19 yards and 1st down.
 S35 1-10 Morris pass complete to Rice for seven yards.
 S42 2-3 Morris pass complete to Mitchell for 11 yards and 1st down.
 F47 1-10 Morris pass intended for Young incomplete, almost intercepted by Snell
 F47 2-10 Morris pass intercepted by Gridley and returned to F46, FSU loses 15, clipping.

FSU Ball

- F33 1-10 Roberts no gain.
 F33 2-10 Deming misses handoff, keeps for 13 yards and 1st down.
 F46 1-10 Hardin off left tackle for eight yards.
 S46 2-2 Hardin on pitch gets four yards. 1st down.
 FSU runs out ~~xxxx~~ clock.

FSU 49, S. Carolina 18

FLASH FOOTBALL STATS

Quick Halftime and After Game Reports of Vital Team Statistics and Individual Leaders
(Approved Wire Services Form)

HALFTIME

Circle One

FINAL

TEAM STATISTICS

	<u>S.C. CAROLINA</u> VISITORS	<u>F.S.U.</u> HOME TEAM
Score	<u>18</u>	<u>49</u>
First Downs	<u>10</u>	<u>27</u>
Rushes-yards	<u>33-46</u>	<u>49-165</u>
Rushing Yardage (Net)	<u>187</u>	<u>366</u>
Passing Yardage (Net)	<u>-7</u>	<u>64</u>
*Return Yardage (Net)	<u>16-34-2</u>	<u>26-41-1</u>
Passes (Compl'd - Att'd - Had Int'd)	<u>6 - 37.7</u>	<u>4 - 27.3</u>
Punts (Number - Average)	<u>4</u>	<u>3</u>
Fumbles Lost	<u>23</u>	<u>113</u>
Yards Penalized		

*Return of Punts, Intercepted Passes and Fumbles (not kickoffs).

INDIVIDUAL LEADERS

<u>SOUTH CAROLINA</u> VISITORS				
RUSHING	Att'd	Net Yards	For TD	Long Gain
MORRIS	<u>10</u>	<u>-48</u>	<u>1</u>	<u>3</u>
RICE	<u>9</u>	<u>69</u>	<u>-</u>	<u>38</u>
SIMMONS	<u>7</u>	<u>21</u>	<u>+</u>	<u>4</u>
PASSING	Att-Compl-Int.	Yds.	For TD	
MORRIS	<u>32-15-2</u>	<u>174</u>	<u>-</u>	
REYNOLDS	<u>1-1-0</u>	<u>1</u>	<u>-</u>	
RHODES	<u>1-0-0</u>	<u>0</u>	<u>-</u>	
PASS RECEIVING	No.	Yards	For TD	
MITCHELL	<u>6</u>	<u>101</u>	<u>30</u>	
RICE	<u>4</u>	<u>23</u>	<u>9</u>	
WOOLBRIGHT	<u>2</u>	<u>30</u>	<u>27</u>	
PUNTING	No.	Avg.	Long Gain	
REYNOLDS	<u>6</u>	<u>37.7</u>	<u>50</u>	

<u>F.S.U.</u> HOME TEAM				
RUSHING	Att'd	Net Yards	For TD	Long Gain
HUFF	<u>6</u>	<u>3</u>	<u>1</u>	<u>6</u>
MUNROE	<u>8</u>	<u>27</u>	<u>-</u>	<u>6</u>
MAGALSKI	<u>9</u>	<u>34</u>	<u>-</u>	<u>17</u>
JARRETT	<u>11</u>	<u>57</u>	<u>-</u>	<u>16</u>
PASSING	Att-Compl-Int.	Yds.	For TD	
HUFF	<u>41-26-1</u>	<u>35</u>		
PASS RECEIVING	No.	Yards	For TD	
DAWSON	<u>9</u>	<u>140</u>	<u>22</u>	
SMITH	<u>5</u>	<u>151</u>	<u>1</u>	
JARRETT	<u>5</u>	<u>33</u>	<u>-</u>	
GAYDOS	<u>2</u>	<u>28</u>	<u>2</u>	
PUNTING	No.	Avg.	Long Gain	
CARRELL	<u>4</u>	<u>27.3</u>	<u>31</u>	

Gary Huff's five touchdown passes ties a record set by Steve Tensi in the 1965 Gator Bowl and equaled by Bill Cappleman in 1968 against Wake Forest.

Huff's touchdown responsibility (total passed for and scored) of six sets a new FSU record for a single game.

The 49 points scored by the Seminoles is the most since 1963 when the Seminoles defeated Furman 49-6. FSU also scored 49 points in 1962, beating the Citadel, 49-0. The last time the Seminoles scored more than 49 points was against Villanova in 1954, when the Tribe won 52-13. (The Florida State single game scoring record is 74 (to 0) against Whiting Field in 1949.) The 49 point total is the ~~third~~ fourth highest ever recorded by an FSU team.

The 31-point winning margin is the highest since the Seminoles defeated N.C. State 48-7 in 1968.

Gary Huff's 366 yards passing is the sixth highest single game total the 41 attempts is the sixth highest and the 26 completions is the fourth highest single game total.

F. S. U. vs. SOUTH CAROLINA

Date OCTOBER 23, 1971

Stadium DONK CAMPBELL

Attendance 30,764

FINAL TEAM STATISTICS

	SOUTH CAROLINA VISITORS	F. S. U. HOME TEAM
Total First Downs	10	27
Rushing Yardage (Net)	46	165
Passing Yardage (Net)	187	366
Total Offense	233	531
Return Yardage	(-7)	64
Passes Completed/Att'd/Had Int/	16 34 2	26 41 1
Passes Intercepted By	1	2
Number Punts/ Average	6 37.7	4 27.3
Fumbles/ Fumbles Lost	6 4	5 3
Total Yards Penalized	4 23	10 113
First Downs Rushing	2	10
First Downs Passing	7	17
First Downs Penalty	1	0
Yards Lost Rushing	63	21
Yards Interceptions Returned	(-7)	49
Punts Blocked By	0	0
Number Punts Returned	0	1
Total Yards Punts Returned	0	15
Number Kickoffs Returned	8	4
Total Yards Kickoffs Returned	142	35
Total Rushing Plays	33	49
Total Plays	67	90

	1	2	3	4	--	T
SOUTH CAROLINA	7	3	8	0	--	18
FLORIDA STATE	0	28	7	14	--	49

Scoring--

USC--Morris 42-yd run ~~XXXXXXXX~~ (Bell kick) 12:33

USC-- Bell 30-yd. FG 14:50

FSU-- Dawson 32-yard pass from Huff (Fontes kick) 10:27

FSU-- Gaydos 10-yd. pass from Huff (Fontes kick) 8:40

FSU-- Smith 35-yd pass from Huff (kick failed) 8:20

FSU-- Huff five-yd run (Dawson pass from Huff) 1:05

FSU-- Lanahan 33-yd interception return (Fontes kick) 14:08

USC-- Simmons one-yd. run (Freeman pass from Morris) 9:35

FSU--Gaydos 18-yd pass from Huff (Fontes kick) 14:25

FSU--Dawson 22-yd. pass from Huff (Fontes kick) 9:45

COACH'S QUOTES:

PAUL DIETZEL, SOUTH CAROLINA -- "We got the living fire kicked out of us. It was a good old fashioned lacing by a very fine football team. Frankly, they were a lot better than I thought they were. They picked us apart and certainly deserved to win. We were unable to get much pressure on Huff and he is a tremendously accurate passer. Dawson is a tremendous receiver. We played well at times but then had some tremendous breakdowns. Those two fumbles on the kickoffs really hurt us and gave them momentum, but we did a lot of things wrong. What had worked so well for us earlier this season backfired on us tonight. We have to regroup, close ranks and line up to play Georgia next week. There's not much else I can say after the way we got the fire kicked out of us tonight."

LARRY JONES, FLORIDA STATE, who received the game ball from his players.

"It was game of turnovers and we finally started getting our share. I don't know where to start. Gosh, they all played so well. But what can you say about Huff, Gaydos, Dawson and Smith. And once again we got that great protection which we've had most of the year. ~~Jack~~ Lanahan's interception ~~at~~ sure was a big play. But then ~~now~~ they came back and I still didn't feel safe. This was a good a passing team tonight as I've ever seen. And our defense certainly did well. They hit us and we lost a lot of people. Hunt, Gaydos and Corral all played with injuries and we lost both of our strong tackles, Sparkman and Minor. I don't know what we are going to do next week. I was as proud of our team tonight as anytime this season. After such a poor start it was one great comeback. I'm sure when Tyler Hellams got hurt it hurt their secondary. Again I say, we're in bad physical shape. Some people have to get well this week for us to be able to line up."

FINAL INDIVIDUAL FOOTBALL STATISTICS

SOUTH CAROLINA

VISITORS

RUSHING	Att'd	Net Yards	For TD	Long Run
MORRIS	10	-48	1	3
RICE	9	69	—	38
SIMMONS	7	21	1	4
HAYWOOD	3	5	—	3
JETTON	3	6	—	5
RHODES	1	-7	—	—
TOTALS	33	46	2	—

PASSING	Att.-Compl.-H.L.	Yards	For TD	Long Pass
MORRIS	32-15-2	186	—	30
REYNOLDS	1-1-0	1	—	1
RHODES	1-0-0	0	—	—
TOTALS	34-16-2	187	0	—

PASS RECEIVING	No.	Yds.	For TD	Long Rec'n
RICE	4	23	0	9
MITCHELL	6	111	0	30
MORRIS	1	1	0	1
FREEMAN	1	5	0	5
J. BROWN	1	5	0	5
WOOLBRIGHT	2	30	0	27
YOUNG	1	12	0	12
TOTALS	16	187	0	—

PUNTING	No.	Yards	Avg.	Long Punt
REYNOLDS	6	226	37.7	50
TOTALS	6	226	37.7	50

ALL RETURNS	Punts No.	Yds.	Kickoffs No.	Yds.	Int'ns No.	Yds.
DAVIES	—	—	—	—	1	-7
HARRIS	—	—	4	119	—	—
ANDREWS	—	—	4	28	—	—
RICE	—	—	—	—	—	—
TOTALS	0	0	8	142	1	-7

DEMING	FSU. 1	13	—	13
FIORC	HOME TEAM	2	—	2
SHING	Att'd	Net Yards	For TD	Long Run
HUFF	6	3	1	6
MUNROE	8	26	—	6
MAGALSKI	9	34	—	17
JARRETT	11	57	—	16
SMITH	2	6	—	4
HARDIN	2	12	—	8
ROBERTS	2	3	—	3
WHIGHAM	1	-2	—	—
CREAR	2	0	—	—
NORRIS	4	11	—	7
TOTALS	49	165	1	—

PASSING	Att.-Compl.-H.L.	Yards	For TD	Long Pass
HUFF	41-26-1	366	5	35
TOTALS	41-26-1	366	5	35

PASS RECEIVING	No.	Yds.	For TD	Long Rec'n
DAWSON	9	140	2	32
SMITH	5	96	1	33
GAYDOS	2	28	2	18
DAVIS	2	49	0	34
MUNROE	2	11	0	8
JARRETT	5	33	0	11
PARRIS	1	9	0	9
TOTALS	26	366	5	—

PUNTING	No.	Yards	Avg.	Long Punt
CARRELL	4	109	27.3	31
TOTALS	4	109	27.3	—

ALL RETURNS	Punts No.	Yds.	Kickoffs No.	Yds.	Int'ns No.	Yds.
SNELL	1	15	2	10	—	—
LEWIS	—	—	2	25	—	—
LANAHAN	—	—	—	—	1	32
GRIDLEY	—	—	—	—	1	17
TOTALS	1	15	4	35	2	49