



**KANSAS**  
**vs.**  
**FLORIDA STATE**

MEMORIAL STADIUM  
LAWRENCE, KANSAS  
SEPTEMBER 30, 1972

OFFICIAL SOUVENIR PROGRAM  
ONE DOLLAR



## Today's Game

# Jayhawks, Seminoles Match Passing Attacks

IN AN EARLY SEASON showdown between two of the nation's top passing teams, Kansas and Florida State square-off today in what has the makings of an offensive explosion before an expected Parent's Day crowd of 42,000.

Although both teams have demonstrated they can move the ball on the ground, their first love is the forward pass thrown so effectively by Gary Huff of the Seminoles and Dave Jaynes of the Jayhawks.

IN POSTING VICTORIES in their first three outings, Florida State has passed for 864 yards, third best in the nation, and rushed for 315. Seminole victims have been Pittsburgh (19-7), Miami of Florida (37-14) and Virginia Tech (25-15).

Kansas, now 1-1 after losing to Washington State (18-17) and winning last week over Wyoming (52-14), has passed for 517 yards, fifth best in the nation, and rushed for 513. In total offense the Jayhawks also rank fifth averaging 515 yards per game or 6.1 yards per play. KU is listed 15th in scoring, averaging 34.5 per game.

AFTER PASSING FOR 401 yards in the season opener against Washington State, the Jayhawks cut their air attack in half against Wyoming and relied on a similarly potent ground attack.

Leading the 358-yard ground assault were Delvin Williams, Robert Miller, Jerome Nelloms and Billy Riggins. Williams enjoyed his best day as a Jayhawk collecting 112 yards. Miller had 62 yards in only six carries and Nelloms scooted for 59 yards. Riggins, in his collegiate debut, rolled up 57 yards in six carries.

TODAY'S GAME is the second meeting between the two schools. Last year in Tallahassee the Seminoles defeated Kansas, 30-7, in the first of a four-game series that concludes in Lawrence in 1974.

Huff, who went on to lead the nation in total offense last year, passed for exactly 300 yards in leading Florida State to the victory. Florida State went on to post an 8-3 record in 1971 including a 45-38 loss to Arizona State in the Fiesta Bowl.

## ALL KU GAMES

*Presented By:*



AND



AUTOMATION INCORPORATED  
620 WEST 6TH  
TOPEKA, KANSAS 66603  
(913) 235-6076

*WITH:*


- Bob Fromme
- Steve Southerland
- Al Woolard



Dial 1250


5000 Watts

# Jaynes and Huff: Two of Nation's Best



**Gary Huff**

. . . "The Magic Dragon"



**Dave Jaynes**

. . . rifle-armed junior

**TWO OF COLLEGE FOOTBALL'S** outstanding passers are in the spotlight today as Kansas challenges undefeated Florida State.

Gary Huff, Florida State's 6-1 and 190-pound senior from Tampa, Fla., and Dave Jaynes, Kansas' 6-2 and 215-pound junior from Bonner Springs, Kan., currently rank sixth and seventh nationally in passing after just three weeks of the season.

Huff, who has led the Seminoles to three straight victories, has connected on 52 of 95 passes for 824 yards, an average of 274.7 yards a game. Jaynes has hit on 34 of 63 attempts in just two games for 503 yards, an average of 251.5.

**NOT SURPRISING**, the two passing wizards also figure high in total offense. Huff, who last year led the nation in total offense, is currently third averaging 260.3 yards a game despite having a minus-43 yards in rushing. Jaynes ranks eighth at 251.5 yards.

Huff, who in Florida State circles is referred to as "Huff the Magic Dragon," is considered the best in a long line of outstanding Seminole quarterbacks. A pre-season All-America pick and a Heisman Trophy candidate, Huff is almost certain to rewrite the entire Seminole pass record book.

Last year Huff's 23 touchdown passes were tops in the country—three more than Heisman Trophy winner Pat Sullivan of Auburn. His 2,736 yards passing was also the nation's best.

**ALTHOUGH STARTING ONLY** three games last fall, Jaynes passed for more yardage than any sophomore in Kansas football history. He completed 64 of 137 passes for 748 yards and seven of his strikes went for touchdowns.

Jaynes' biggest game in 1971 was against Kansas State when he came off the bench in the second quarter with no score in the game. All he did was connect on 12 of 18 passes for 163 yards and three touchdowns. The effort pushed the Jayhawks to a 33-7 lead when Jaynes left the game early in the fourth quarter. KU went on to win, 39-13.

This year Jaynes blazed into the national passing picture in KU's opening game when he completed 25 of 46 passes for 401 yards and two touchdowns. After three football weekends Jaynes' 401 yards passing and 402 yards total offense in that game both stand as the biggest one-game productions in college football this season.

**HERE ARE THE** career passing tables for both Huff and Jaynes:

## Gary Huff

	Yds.	Comp.	TD	Yards
1970	81	46	4	749
1971	327	184	23	2,736
1972	95	52	4	824

## Dave Jaynes

	Yds.	Comp.	TD	Yards
1971	137	64	7	748
1972	63	34	2	503



## Seminoles' Heisman Trophy Candidate

# Gary Huff is a Two-Sport Sensation

FLORIDA STATE has had some outstanding quarterbacks over the past 10 years including Steve Tensi, Kim Hammond and Bill Cappleman. But many observers feel that the Seminoles' current signalcaller is the best of the lot.

Gary Huff, a pre-season All-America pick, was the nation's total offense leader in 1971 when he averaged 241.2 yards per contest. He also was named the outstanding offensive performer in the Fiesta Bowl when he completed 25 of 46 passes for 347 yards and two touchdowns.

The veteran University of Kansas players remember Huff from last season. It was the Tampa, Fla., senior's first outstanding passing performance of 1971 as he led Florida State to a 30-7 victory in Tallahassee. In two previous games, the Jayhawk defenders had not allowed a point.

ONE OF HUFF'S connections in that 30-7 win was a school-record 88-yard touchdown toss to receiver Barry Smith, another Seminole who returns this season.

Huff, who is in the process of re-writing Florida State's record book, says he became a Seminole for two reasons. "I knew that Florida State was traditionally a passing school and I wanted to go to a college where they threw the foot-

ball," said the Tampa native. "Also, Florida State's baseball program is outstanding and I wanted to play baseball."


The 6-1, 190 pounder is an infielder on the Seminoles' nationally-ranked baseball team. Even now, Huff won't commit himself on whether he enjoys football or baseball better.

During spring practice in 1971, Gary starred in an afternoon scrimmage, rushed into his baseball uniform in time to blast a pinch homer in helping the Seminoles rally for a victory over Brown University.

AN ACCOUNTING MAJOR, Huff likes movies, golf and good music when he's not on the athletic combat field. He has a 19-year-old sister and an 11-year-old brother.

For Gary, athletics have been a way of life. "From the very beginning, man has been required to work for what he gets," says the Heisman Trophy candidate. "In athletics if you work and accomplish something—you win. There is no substitute for hard work."

Gary is strongly against drugs among the college set. "I'm against drugs in general. They have no place in athletics or society. They are simply an attempt to use a shortcut to success. When I accomplish something I like to say I did it, not some silly little pill."



Florida State's Heisman Trophy candidate, quarterback Gary Huff, talks over his career possibilities in either football or baseball with Seminole coaches Jack Stallings (left) and Larry Jones (right). The Florida State senior has pro potential in both sports according to his coaches and scouts alike and Huff himself refuses to admit which sport interests him more.

# FLORIDA STATE

## NUMERICAL ROSTER

3 Joe Downey, P, 5-11, 204, Soph., Mobile, Ala.  
 11 Ahmet Askin, PK, 6-0, 175, Fr., Tallahassee, Fla.  
 12 Mike Cadwell, QB, 6-1, 190, Jr., St. Louis Park, Minn.  
 14 Frank Deming, QB, 6-0, 170, Jr., Valdosta, Ga.  
 17 Gary Loucks, P, 6-3, 195, Soph., Merritt Island, Fla.  
 18 Mark Orlando, QB, 6-1, 185, Soph., Westfield, N.Y.  
 19 Gary Huff, QB, 6-1, 190, Sr., Tampa, Fla.  
 20 David Snell, DB, 5-8, 175, Sr., Slocumb, Ala.  
 21 Joe Goldsmith, WR, 6-0, 175, Soph., Lakeland, Fla.  
 22 Barry Smith, WR, 6-1, 185, Sr., Miami, Fla.  
 23 Lester Payton, RB, 6-0, 190, Soph., Orlando, Fla.  
 24 Andy Stockton, WR, 6-0, 175, Fr., St. Petersburg, Fla.  
 26 James Thomas, DB, 6-1, 190, Sr., Macon, Ga.  
 27 Mike McGowan, DB, 5-8, 169, Jr., Norfolk, Va.  
 28 Mike Davison, RB, 5-11, 200, Soph., Bradenton, Fla.  
 29 Fred Miller, RB, 6-0, 210, Fr., Jacksonville, Fla.  
 30 Brent Norris, RB, 6-0, 190, Jr., Thomaston, Ga.  
 31 Jeff Chesnut, RB, 6-0, 180, Soph., Stone Mountain, Ga.  
 32 Ed Davis, WR, 6-1, 190, Jr., Lakeland, Fla.  
 33 Mack Brown, RB, 6-0, 195, Jr., Cookeville, Tenn.  
 35 Randy Shively, DB, 6-0, 175, Jr., St. Petersburg, Fla.  
 36 Rick Orear, RB, 6-1, 200, Jr., Jacksonville, Fla.  
 37 Oscar Roberts, RB, 5-11, 180, Sr., Ocala, Ga.  
 38 Buzzy Lewis, DB, 6-1, 185, Jr., Bristol, Fla.  
 40 Eddie McMillan, LB, 6-2, 180, Sr., Tampa, Fla.  
 42 Ron Ratliff, DB, 6-0, 187, Sr., West Palm Beach, Fla.  
 43 Earl Humes, DB, 5-11, 174, Fr., Miami, Fla.  
 44 Hodges Mitchell, RB, 5-10, 185, Jr., Dallas, Tex.  
 46 David Miles, LB, 5-11, 210, Jr., Tallahassee, Fla.  
 48 Ralph Petrillo, DB, 6-1, 186, Soph., Newburg, N.Y.  
 49 Bill Johnson, LB, 6-0, 205, Soph., Cocoa Beach, Fla.  
 50 Dan Whitehurst, LB, 6-3, 225, Sr., Adel, Ga.  
 52 Rocky Saldana, C, 6-1, 225, Jr., Dallas, Tex.  
 53 Jim Welch, C, 6-2, 214, Soph., Jacksonville, Fla.  
 54 Jim Dundala, OG, 5-11, 205, Sr., Morrisville, Pa.  
 55 Allen Dees, C, 6-2, 202, Sr., Lakeland, Fla.  
 56 John Murphy, LB, 5-9, 211, Soph., Albany, Ga.  
 57 Steve Bratton, DE, 6-0, 210, Jr., Oviedo, Fla.  
 58 Greg Pounds, LB, 6-3, 200, Fr., Daytona Beach, Fla.  
 59 Larry Strickland, LB, 6-1, 220, Sr., Tallahassee, Fla.  
 61 Phil Arnold, OG, 6-0, 220, Jr., Hollywood, Fla.  
 62 Bob Jones, OG, 6-3, 225, Soph., Lighthouse Point, Fla.  
 65 Tom Presswood, DT, 6-4, 220, Soph., Chattanooga, Tenn.  
 66 Vic Johnson, OT, 6-3, 225, Soph., Lake City, Fla.  
 69 Bobby Anderson, DT, 5-10, 210, Jr., Tifton, Ga.  
 70 Jim Malkiewicz, DT, 6-3, 225, Jr., Perth Amboy, N.J.  
 71 Bob Anderson, OT, 6-2, 218, Soph., Rockledge, Fla.  
 72 Shane Gibbs, OG, 6-3, 216, Sr., Bay Minette, Ala.  
 73 Paul Oglesby, OG, 6-2, 229, Soph., Jacksonville, Fla.  
 74 Don Sparkman, OT, 6-4, 233, Jr., Jacksonville, Fla.  
 75 Mike Glass, OT, 6-3, 214, Sr., Tampa, Fla.  
 77 James Howard, DT, 6-5, 230, Sr., Jacksonville, Fla.  
 79 Howard Jacobi, DT, 6-3, 240, Sr., Vero Beach, Fla.  
 80 Charlie Hunt, DE, 6-3, 210, Sr., Jacksonville, Fla.  
 82 Mike Allen, WR, 6-4, 180, Soph., Willoughby, Ohio  
 83 Bert Cooper, DE, 6-1, 220, Jr., Tallahassee, Fla.  
 84 Gary Parris, TE, 6-2, 210, Sr., Vero Beach, Fla.  
 85 Earl Passwaters, DE, 6-3, 215, Jr., Bridgeville, Del.  
 87 John Palermo, TE, 6-4, 220, Jr., Newburg, N.Y.  
 90 Dick Hopkins, TE, 6-2, 202, Soph., West Palm Beach, Fla.

## ALPHABETICAL ROSTER

82 Mike Allen  
 71 Bob Anderson  
 69 Bobby Anderson  
 61 Phil Arnold  
 11 Ahmet Askin  
 57 Steve Bratton  
 33 Mack Brown  
 12 Mike Cadwell  
 31 Jeff Chestnut  
 83 Bert Cooper  
 32 Ed Davis  
 28 Mike Davison  
 55 Allen Dees  
 14 Frank Deming  
 3 Joe Downey  
 54 Jim Dundala  
 72 Shane Gibbs  
 75 Mike Glass  
 21 Joe Goldsmith  
 90 Dick Hopkins  
 77 James Howard  
 19 Gary Huff  
 43 Earl Humes  
 80 Charlie Hunt  
 79 Howard Jacobi  
 49 Bill Johnson  
 66 Vic Johnson  
 62 Bob Jones  
 38 Buzzy Lewis  
 17 Gary Loucks  
 70 Jim Malkiewicz  
 27 Mike McGowan  
 40 Eddie McMillan  
 46 David Miles  
 29 Fred Miller  
 44 Hodges Mitchell  
 56 John Murphy  
 30 Brent Norris  
 73 Paul Oglesby  
 36 Rick Orear  
 18 Mark Orlando  
 87 John Palermo  
 84 Gary Parris  
 85 Earl Passwaters  
 23 Lester Payton  
 48 Ralph Petrillo  
 58 Greg Pounds  
 65 Tom Presswood  
 42 Ron Ratliff  
 37 Oscar Roberts  
 52 Rocky Saldana  
 35 Randy Shively  
 22 Barry Smith  
 20 David Snell  
 74 Don Sparkman  
 24 Andy Stockton  
 59 Larry Strickland  
 26 James Thomas  
 53 Jim Welch  
 50 Dan Whitehurst

Sept. 30, 1972 — Memorial Stadium, Lawrence, Kan.

# KANSAS

## NUMERICAL ROSTER

- 10 Brent Anderson, QB, 6-0, 181, Soph., Chillicothe, Mo.
- 11 \*Bob Bruegging, QB, 6-3, 215, Jr., Kansas City, Mo.
- 12 \*Dave Jaynes, QB, 6-2, 212, Jr., Bonner Springs, Kan.
- 13 Denny Lantz, DHB, 6-1, 185, Soph., Atlantic, Iowa
- 14 Gordon Petersen, LB, 6-2, 181, Soph., Wichita, Kan.
- 15 \*Rich Jones, QB, 6-1, 185, Jr., Columbus, Kan.
- 16 \*Bob Martin, FL, 6-3, 192, Jr., Ulysses, Kan.
- 17 \*\*Jerry Evans, DHB, 6-0, 185, Jr., Kansas City, Mo.
- 18 \*Gary Adams, DHB, 6-1, 188, Sr., Bartlesville, Okla.
- 19 \*Rocky Bron, DHB, 5-10, 183, Jr., Kansas City, Mo.
- 20 \*\*Mike Burton, DHB, 5-10, 165, Sr., Kansas City, Kan.
- 22 \*Mike Cerne, RB, 6-0, 184, Sr., Lawrence, Kan.
- 23 Chris Mercer, LB, 6-1, 217, Jr., Shawnee Mission, Kan.
- 24 Rick Mudge, DHB, 6-2, 193, Soph., Topeka, Kan.
- 25 Bruce Adams, FL, 6-1, 177, Soph., Prairie Village, Kan.
- 26 \*James Bowman, DHB, 6-0, 178, Jr., Kansas City, Mo.
- 28 Mike Rome, DHB, 5-11, 178, Soph., Shawnee Mission, Kan.
- 29 Billy Riggins, RB, 5-11, 196, Soph., Centralia, Kan.
- 30 James David, DHB, 6-1, 176, Soph., Hawthorne, N.J.
- 31 Bob Swift, K, 6-2, 185, Fr., Shawnee Mission, Kan.
- 32 Robert Miller, RB, 6-1, 209, Soph., Houston, Tex.
- 33 \*Vince O'Neil, RB, 6-0, 203, Sr., North Plainfield, N.J.
- 34 Steve Taylor, DHB, 6-3, 208, Fr., Fort Worth, Tex.
- 35 Odell Weidner, LB, 6-0, 210, Soph., Topeka, Kan.
- 36 \*Tommy Oakson, LB, 5-8, 185, Sr., Lawrence, Kan.
- 37 Mike Gardner, LB, 6-1, 215, Jr., St. Joseph, Mo.
- 38 \*\*Jerome Nelloms, RB, 196, Sr., Atlanta, Ga.
- 39 Bob Spear, DHB, 6-1, 185, Jr., Arkansas City, Kan.
- 40 \*Delvin Williams, RB, 6-2, 194, Jr., Houston, Tex.
- 41 Delario Robinson, FL, 6-1, 156, Jr., Los Angeles, Calif.
- 43 \*Marc Harris, K, 6-2, 170, Jr., Lawrence, Kan.
- 44 Roland Cox, LB, 5-8, 165, Soph., Kansas City, Mo.
- 45 Mike Lemon, LB, 6-4, 205, Jr., Sioux City, Iowa
- 46 Emmett Edwards, FL, 6-1, 178, Soph., Kansas City, Mo.
- 47 Leonard Schmitz, DT, 6-4, 218, Soph., Salina, Kan.
- 48 Kurt Neiman, RB, 6-0, 202, Jr., Topeka, Kan.
- 49 \*\*Bob Helmbacher, K, 5-10, 152, Sr., St. Louis, Mo.
- 50 Steve Towle, LB, 6-3, 228, Soph., Shawnee Mission, Kan.
- 51 Dean Baird, LB, 6-1, 204, Soph., Hoisington, Kan.
- 52 Mike Clemente, OG, 6-1, 212, Soph., Arkansas City, Kan.
- 53 Randy Robinson, LB, 6-3, 210, Soph., Kansas City, Mo.
- 54 \*Mike McDaniel, C, 6-2, 215, Jr., Kansas City, Mo.
- 55 Ace Boydston, DE, 6-3, 219, Soph., Riverside, Ill.
- 56 Wint Winter, C, 6-1, 215, Soph., Ottawa, Kan.
- 57 \*\*Pat Ryan, DE, 6-1, 214, Sr., Kansas City, Mo.
- 58 \*Geary King, DE, 6-3, 225, Sr., Lawrence, Kan.
- 59 Paul Van Saun, DT, 6-3, 215, Soph., Hawthorne, N.J.
- 60 Greg Beggs, C, 6-1, 218, Soph., Prairie Village, Kan.
- 61 John Weger, OG, 6-4, 230, Soph., Shawnee Mission, Kan.
- 62 Richard Bilski, OG, 6-3, 240, Sr., Westhampton, N.Y.
- 63 Bob Norris, OG, 6-2, 250, Soph., Junction City, Kan.
- 64 Roger Stallbaumer, OT, 5-11, 223, Soph., Wellington, Kan.
- 65 \*Roger Bernhardt, OG, 6-4, 239, Sr., Lyons, N.Y.
- 66 Mike Englebrake, OG, 6-1, Soph., Lee's Summit, Mo.
- 67 \*Don Perkins, OT, 6-1, 243, Sr., Topeka, Kan.
- 68 \*Don Goode, DE, 6-2, 224, Jr., Houston, Tex.
- 69 \*\*Jim Schumm, OG, 6-2, 236, Sr., Shawnee Mission, Kan.
- 70 Gordon Stockemer, OG, 6-4, 230, Soph., Andale, Kan.
- 71 John McDermott, OT, 6-3, 230, Soph., Omaha, Neb.
- 72 Jerone Hodges, OT, 6-3, 240, Jr., Washington, D.C.
- 73 Terry Adams, C, 6-3, 225, Jr., Hoxie, Kan.
- 74 \*John Bryant, OT, 6-5, 222, Jr., Arkansas City, Kan.
- 75 \*\*Gery Palmer, DT, 6-4, 255, Sr., Kansas City, Mo.
- 76 Fedro Dillon, OT, 6-3, 249, Soph., New Orleans, La.
- 77 Mitch Sutton, DT, 6-4, 255, Jr., Stone Mountain, Ga.
- 79 Bill Skepnek, DT, 6-2, 226, Jr., Olympia Fields, Ill.
- 80 \*\*John Schroll, TE, 6-4, 220, Sr., Hutchinson, Kan.
- 81 Kurt Knoff, DHB, 6-2, 186, Fr., East Grand Forks, Minn.
- 82 Pat Henderson, LB, 6-2, 206, Jr., Kansas City, Mo.
- 83 Ken Saathoff, FL, 6-3, 192, Soph., Marysville, Kan.
- 84 \*Eddie Sheats, LB, 6-2, 206, Sr., Atlanta, Ga.
- 85 \*Joe Shannon, LB, 5-11, 211, Sr., Southampton, N.Y.
- 86 Galen Schmitz, LB, 6-2, 192, Jr., Salina, Kan.
- 87 Dean Zook, DE, 6-2, 190, Soph., Larned, Kan.
- 88 \*\*Marvin Foster, FL, 6-2, 171, Sr., Kansas City, Mo.
- 89 Doug Vrooman, TE, 6-6, 215, Jr., Oklahoma City, Okla.
- 91 Jeff Turner, DE, 6-4, 227, Soph., Prichard, Ala.
- 92 Bob Nowak, DT, 6-1, 210, Soph., Shawnee Mission, Kan.
- 93 David Noble, K, 6-2, 190, Soph., Topeka, Kan.
- 94 Steve Rus, DE, 6-2, 197, Soph., Riverside, Ill.
- 95 Gene Land, FL, 6-1, 190, Soph., Lee's Summit, Mo.

\*Denotes Varsity Letters.

## ALPHABETICAL ROSTER

- 25 Bruce Adams
- 18 Gary Adams
- 73 Terry Adams
- 10 Brent Anderson
- 51 Dean Baird
- 60 Greg Beggs
- 65 Roger Bernhardt
- 62 Richard Bilski
- 26 James Bowman
- 55 Ace Boydston
- 19 Rocky Bron
- 11 Bob Bruegging
- 74 John Bryant
- 20 Mike Burton
- 22 Mike Cerne
- 52 Mike Clemente
- 44 Roland Cox
- 30 James David
- 76 Fedro Dillon
- 46 Emmett Edwards
- 66 Mike Englebrake
- 17 Jerry Evans
- 88 Marvin Foster
- 37 Mike Gardner
- 68 Don Goode
- 43 Bob Harris
- 49 Bob Helmbacher
- 82 Pat Henderson
- 72 Jerone Hodges
- 12 Dave Jaynes
- 15 Rich Jones
- 58 Geary King
- 81 Kurt Knoff
- 95 Gene Land
- 13 Denny Lantz
- 45 Mike Lemon
- 16 Bob Martin
- 54 Mike McDaniel
- 71 John McDermott
- 23 Chris Mercer
- 32 Robert Miller
- 24 Rick Mudge
- 48 Kurt Neiman
- 38 Jerome Nelloms
- 93 David Noble
- 63 Bob Norris
- 92 Bob Nowak
- 36 Tommy Oakson
- 33 Vince O'Neil
- 75 Gery Palmer
- 17 Don Perkins
- 64 Gordon Petersen
- 29 Billy Riggins
- 41 Delario Robinson
- 53 Randy Robinson
- 28 Mike Rome
- 94 Steve Rus
- 57 Pat Ryan
- 83 Ken Saathoff
- 86 Galen Schmitz
- 47 Leonard Schmitz
- 80 John Schroll
- 69 Jim Schumm
- 85 Joe Shannon
- 84 Eddie Sheats
- 79 Bill Skepnek
- 39 Bob Spear
- 64 Roger Stallbaumer
- 70 Gordon Stockemer
- 77 Mitch Sutton
- 31 Bob Swift
- 34 Steve Taylor
- 50 Steve Towle
- 91 Jeff Turner
- 59 Paul Van Saun
- 89 Doug Vrooman
- 61 John Weger
- 35 Odell Weidner
- 40 Delvin Williams
- 56 Wint Winter
- 87 Dean Zook



# Kansas

## OFFENSE

FL 83	Ken Saathoff (192)	46	Emmett Edwards (178)
LT 67	**Don Perkins (243)	76	Fedro Dillon (249)
LG 69	**Jim Schumm (236)	63	Bob Norris (250)
C 54	*Mike McDaniel (215)	60	Greg Beggs (218)
RG 65	*Roger Bernhardt (239)	70	Gordon Stockemer (230)
RT 74	*John Bryant (222)	72	Jerone Hodges (240)
TE 80	**John Schroll (220)	89	Doug Vrooman (215)

QB 12	*Dave Jaynes (212)	15	*Rich Jones (185)
TB 38	**Jerome Nelloms (196)	40	*Delvin Williams (194)
FB 32	Robert Miller (209)	33	**Vince O'Neil (203)
FL 25	Bruce Adams (177)	88	**Marvin Foster (171)

## DEFENSE

TE 57	**Pat Ryan (214)	91	Jeff Turner (227)
LT 79	Bill Skepnek (226)	77	Mitch Sutton (255)
RT 75	**Gery Palmer (255)	59	Paul Van Saun (215)
QE 68	*Don Goode (224)	87	Dean Zook (190)

Hawk 84	*Eddie Sheats (206)	86	Galen Schmitz (196)
LB 50	Steve Towle (228)	51	Dean Baird (204)
LB 37	Mike Gardner (215)	53	Randy Robinson (210)
LB 36	**Tommy Oakson (185)	35	Odell Weidner (210)
LH 19	*Rocky Bron (183)	17	**Jerry Evans (185)
S 18	**Gary Adams (188)	24	Rick Mudge (193)
RH 20	**Mike Burton (165)	28	Mike Rome (178)

\*Varsity Letters.

## SPECIALISTS

PATs — 49 Bob Helmbacher  
Field Goals — 49 Bob Helmbacher, 93 David Noble  
Kickoffs — 93 David Noble, 31 Bob Swift  
Punts — 43 Marc Harris

## Kansas (1-1)

17 Washington State	18
52 Wyoming	14

### NEXT GAME

Oct. 7—Minnesota at Minneapolis

## Florida State (3-0)

19 Pittsburgh	7
37 Miami (Fla.)	14
27 Virginia Tech	15

### NEXT GAME

Oct. 7—Florida at Tallahassee

## BIG EIGHT STANDINGS

	League		Overall	
	W	L	W	L
Colorado	0	0	3	0
Iowa State	0	0	2	0
Oklahoma	0	0	2	0
Nebraska	0	0	2	1
Kansas	0	0	1	1
Missouri	0	0	1	1
Oklahoma State	0	0	1	1
Kansas State	0	0	1	2

# STATISTICS

## KANSAS

	KU	Opp.
First Downs	55	34
Rushing Yardage	513	281
Passing Yardage	517	293
Passes Completed	36-70	26-60
Had Intercepted	4	3
Fumbles Lost	5	5
Yards Penalized	170	72

### RUSHING

	TC	Net	Ave.
Williams	19	147	7.7
Nelloms	25	137	5.5
Miller	14	86	6.1
Riggins	6	57	9.5
O'Neil	4	31	7.8

### PASSING

	Att.	Comp.	Int.	Yds.	TD
Jaynes	63	34	3	503	2
Jones	7	2	1	14	0

### RECEIVING

	No.	Yds.	TD
Schroll	9	104	0
B. Adams	8	126	1
Edwards	5	90	0
Nelloms	5	50	0
Miller	4	62	1
Foster	3	52	0
Saathoff	2	33	0

### PUNTING

	No.	Ave.
Harris	7	36.6

## FLORIDA STATE

	FSU	Opp.
First Downs	53	48
Rushing Yardage	315	496
Passing Yardage	864	441
Passes Completed	53-96	39-88
Had Intercepted	4	6
Fumbles Lost	4	9
Yards Penalized	151	75

### RUSHING

	TC	Net	Ave.
Mitchell	66	292	4.4
Norris	12	45	3.8
Brown	8	16	2.0
Roberts	7	10	1.4

### PASSING

	Att.	Comp.	Int.	Yds.	TD
Huff	95	52	4	824	7

### RECEIVING

	No.	Yds.	TD
Smith	18	362	3
Parris	10	113	1
Goldsmith	6	165	2
Brown	5	62	0
Mitchell	5	40	0
Davison	3	29	1

### PUNTING

	No.	Ave.
Loucks	17	36.2

# Florida State

## OFFENSE

SE 22	**Barry Smith (185)	32	*Ed Davis (190)
WT 75	**Mike Glass (214)	71	Bob Anderson (218)
WG 61	*Phil Arnold (220)	72	**Shane Gibbs (216)
C 55	**Allen Dees (202)	52	Rocky Saldana (223)
SG 62	Bob Jones (225)	73	Paul Oglesby (229)
ST 74	*Don Sparkman (233)	66	Vic Johnson (225)
TE 84	**Gary Parris (210)	87	John Palermo (220)
<hr/>			
QB 19	**Gary Huff (190)	12	Mike Cadwell (190)
TB 44	Hodges Mitchell (185)	37	*Oscar Roberts (180)
FB 30	*Brent Norris (190)	33	Mack Brown (195)
FL 21	Joe Goldsmith (175)	82	Mike Allen (180)

## DEFENSE

LE 57	Steve Bratton (210)	65	Tom Presswood (220)
LT 79	*Howard Jacobi (240)	77	James Howard (230)
RT 69	*Bobby Anderson (210)	70	Jim Malkiewicz (225)
RE 83	*Bert Cooper (220)	85	Earl Passwaters (215)
<hr/>			
SLB 46	*David Miles (210)	49	Bill Johnson (205)
MLB 59	**Larry Strickland (220)	58	Greg Pounds (200)
WLB 56	John Murphy (211)	50	**Dan Whitehurst (225)
Rover 26	**James Thomas (190)	35	*Randy Shively (173)
LCB 42	**Ron Ratliff (187)	38	*Buzzy Lewis (185)
S 20	**David Snell (175)	27	Mike McGowan (169)
RCB 40	**Eddie McMillan (180)	43	Earl Humes (174)

\*Varsity Letters.

## SPECIALISTS

PATs — 11 Ahmet Askin  
Field Goals — 11 Ahmet Askin  
Kickoffs — 11 Ahmet Askin  
Punter — 17 Gary Loucks

### Other Big 8 Games Today

COLORADO at OKLAHOMA STATE  
New Mexico at IOWA STATE  
Tampa at KANSAS STATE  
California at MISSOURI  
Minnesota at NEBRASKA  
Clemson at OKLAHOMA

### Games Next Week

COLORADO at KANSAS STATE  
MISSOURI at OKLAHOMA STATE  
KANSAS at Minnesota

### — OFFICIALS —

Referee ..... John Miskovsky      Linesman ..... Walter Hardt  
Umpire ..... Oscar Edmonds      Field Judge ..... Armand Klito  
Back Judge ..... Ed Merrifield



**XEROX TELECOPIER NUMBER**  
**(212) 685-9622**

TEAM  
CODE  
251

Visiting Team FLORIDA STATE First Downs: (Rush) 6 (Pass) 17 (Pen.) 1 Total 24 Penalties Against: (No.) 11 (Yards) 125 Own Fumbles: (No.) 0 (Lost) 0

**IMPORTANT:** Most player categories are now ranked on per-game average. Thus, it's vital that you consider every player (on both teams) with any statistics in any game this season (get season player statistics from both SIDs). Then list below the code number and last name of players who have season figures but did NOT play in this game. A game played is one play—whether or not the player touches the ball. All players will be charged with a game unless you tell NCSS otherwise. If a player with first-time statistics has missed games, fill in below—after getting from his SID how many games missed.

[illegible]

XXXXXXXXXX

**PLAYERS WITH FIRST-TIME STATISTICS WHO HAVE MISSED GAMES:** Code No. \_\_\_\_\_ Last Name \_\_\_\_\_ No. Games Missed \_\_\_\_\_ Code No. \_\_\_\_\_ Last Name \_\_\_\_\_ No. Games Missed \_\_\_\_\_

Player Code	PLAYER	RUSHING					PASSING					TOTAL OFFENSE		RECEIVING		INT. RETURNS		PUNTING		PUNT RETURNS		K. O. RETURNS			X Pt. -Kicks		Other X Pts.		Field Goals							
		Rushes	Gain	Loss	Net	TD's	Att.	Comp.	Int.	Yards	TD's	Conv.	Plays	Yards	Catches	Yards	TD's	No.	Yards	TD's	No.	Yards	TD's	No.	Yards	TD's	No.	Yards	TD's	Att.	Made	Att.	Made	Att.	Made	Points
56	MITCHELL	23	137	1	130	1						C 23	130	D 1	0		E			F			G			H			S 1							6
20	DAVISON	6	30	0	30	1						C 6	30	D 2	31		E			F			G			H			S 1							6
74	KORFERTS	4	23	0	23							C 4	23	D			E			F			G			H			S							
62	NORRIS	5	13	0	13							C 5	13	D 3	16		E			F			G			H			S 0							
08	BROWN	4	10	1	9							C 4	9	D			E			F			G			H			S							
35	HUFF	2	0	0	0							<del>42</del> 26	30	95	4		E			F			G			H			S							
81	SMITH	A										C		D 11	153	2	E			F			G			H			S 2							12
68	PARRIS	A										C		D 5	48	1	E			F			G			H			S 1							6
19	DAVIS	A										C		D 4	47	1	E			F			G			H			S 1							6
51	LOUCKS	A										C		D			E			F 5	204	0	G			H			S							
92	SNEIL	A										C		D			E	1	9	F			G 3	16		H			S							
73	STRICKLAND	A										C		D			E	2	14	F			G			H			S							
72	KATLIFE	A										C		D			E	1	0	F			G			H			S							
49	LEWIS	A										C		D			E	1	35	F			G			H			S							
03	ASKIN	A										C		D			E			F			G			H			S							
23	Downey	A										C		D			E			F			G			H			S							
		A										C		D			E			F			G			H			S							
		A										C		D			E			F			G			H			S							
		A										C		D			E			F			G			H			S							
		A										C		D			E			F			G			H			S							
		A										C		D			E			F			G			H			S							
		A										C		D			E			F			G			H			S							
		A										C		D			E			F			G			H			S							
		A										C		D			E			F			G			H			S							
		A										C		D			E			F			G			H			S							
		A										C		D			E			F			G			H			S							
		A										C		D			E			F			G			H			S							
		A										C		D			E			F			G			H			S							
		A										C		D			E			F			G			H			S							
		A										C		D			E			F			G			H			S							
		A										C		D			E			F			G			H			S							
		A										C		D			E			F			G			H			S							
		A										C		D			E			F			G			H			S							
		A										C		D			E			F			G			H			S							
		A										C		D			E			F			G			H			S							
		A										C		D			E			F			G			H			S							
		A										C		D			E			F			G			H			S							
		A										C		D			E			F			G			H			S							
		A										C		D			E			F			G			H			S							
		A										C		D			E			F			G			H			S							
		A										C		D			E			F			G			H			S							
		A										C		D			E			F			G			H			S							
		A										C		D			E			F			G			H			S							
		A										C		D			E			F			G			H			S							
		A										C		D			E			F			G			H			S							
		A										C		D			E			F			G			H			S							
		A										C		D			E			F			G			H			S							
		A										C		D			E			F			G			H			S							
		A										C		D			E			F			G			H			S							
		A										C		D			E			F			G			H			S							
		A										C		D			E			F			G			H			S							
		A										C		D			E			F			G			H			S							
		A										C		D			E			F			G			H			S							
		A										C		D			E			F			G			H			S							
		A										C		D			E			F			G			H			S							
		A										C		D			E			F			G			H			S							
		A										C		D			E			F			G			H			S							
		A										C		D			E			F			G			H			S							
		A										C		D			E			F			G			H			S							
		A										C		D			E			F			G			H			S							
		A										C		D			E			F			G			H			S							
		A										C		D			E			F			G			H			S							
		A										C		D			E			F			G			H			S							
		A										C		D			E			F			G			H			S							
		A										C		D			E			F			G			H			S							
		A										C		D			E			F			G			H			S							
		A										C		D			E			F			G			H			S							
		A										C		D			E			F			G			H			S							
		A										C		D			E			F			G			H			S							
		A										C		D			E			F			G			H			S							
		A										C		D			E			F			G			H			S							
		A										C		D			E			F			G			H			S							
		A										C		D			E			F			G			H			S							
		A					</																													

Home team KANSAS First Downs: (Rush) 6 (Pass) 10 (Pen.) 2 Total 18 Penalties Against: (No.) 3 (Yards) 34 Own Fumbles: (No.) 1 (Lost) 1

HOME TEAM TOTALS	A 42	B 160	C 67	D 93	E 2	F 13	G 29	H 1	I 5	J 239	K 1	L 75	M 332	N 18	O 229	P 1	Q 110	R 5	S 197	T 1	U 5	V 7	W 150	X 3	Y 2	Z 2	AA 1	AB 1	AC 0	AD 22
------------------	------	-------	------	------	-----	------	------	-----	-----	-------	-----	------	-------	------	-------	-----	-------	-----	-------	-----	-----	-----	-------	-----	-----	-----	------	------	------	-------

Date 9-30-72

Game Site LAWRENCE, KAN

Official Attendance ..... 41,500

SCORE BY QUARTERS	1st	2nd	3rd	4th	Total
FLORIDA STATE	7	21	3	13	44
KANSAS	0	7	7	8	22

ADDITIONAL STATISTICS

Time of Game: Kickoff 1:30 P.M. End of Game 4:35 P.M. Total Elapsed Time 3:05  
(Including intermission)

Weather Conditions 61° WIND 5 13 MPH SUNNY & CLEAR

SCORING SUMMARY

List all scoring plays in sequence. "Time left" means time remaining in the quarter. Under "play," to save you time, please use only: Rush, Pass, INT, PR, KOR, FUM, FG or SAF (instead of writing out interception, punt, kickoff and fumble returns, field goal or safety).

On pass play, list passer first, then receiver and combined yardage of pass and

run. All plays are measured from the line of scrimmage except field-goal attempts--from the point of kick to the goal posts (goal line plus 10 yards).

After each touchdown, please continue on the same line and under "FOR EXTRA POINTS ONLY" check (✓) type of PAT (kick, pass or run) and whether good (G) or no good (NG).

Team	Qtr	Time Left	Play	Player(s)	Yards	FOR EXTRA POINTS ONLY					
						Player(s)	K	P	R	G	NG
FSU	1	7:08	PASS	HUFF - PARRIS	14	PAT					
KU	2	14:25	RUN	WILLIAMS	2	PAT	ASKIN	✓			
FSU	2	10:17	PASS	HUFF - SMITH	27	PAT	HELMBACHER	✓			
FSU	2	8:39	PASS	HUFF - SMITH	9	PAT	ASKIN	✓			
FSU	2	3:12	PASS	HUFF - DAVIS	3	PAT	ASKIN	✓			
KU	3	7:14	RUN	MILLER	3	PAT	HELMBACHER	✓			
FSU	3	8:55	FG	ASKIN	32	PAT					
KU	4	9:57	PASS	JAYNES - B. ADAMS	38	PAT	JAYNES			✓	
FSU	4	6:09	RUN	MITCHELL	1	PAT	ASKIN	✓			
FSU	4	0:30	RUN	DAVISON	17	PAT	DOWNNEY			✓	
						PAT					
						PAT					

NON-SCORING LONG PLAYS (70 yards or more, including punts)			
Team	Play	Player(s)	Yards

MISSED FIELD GOAL ATTEMPTS		
List all missed field goal attempts by both teams. Number listed below should agree with total misses on the front of this form under Field Goals.		
Team	Player	Yards
KU	HELMBACHER	5



Sept. 30, 1972

Memorial Stadium, Lawrence, Kansas

WEATHER: Temperature, 61 degrees; Wind, south, 12 mph; clear and sunny

TOSS: Won by Florida St.; FS to kick and defend south goal.

FIRST KICKOFF: Askin kicks off to O'Neil on the 1; return to KU 23 (22 yds) (Pounds)

14 SAS 14:53 left

1. 1/10/23 KU Jaynes pass complete to Miller for 1 to KU 24 (fell down)
2. 2/9/24 KU Nelloms straight ahead for 14 to KU 38 and FD (Shively)
3. 1/10/38 KU Nelloms around LE for 2 to 40; FS penalty 15, face mask, to FS 45 and FD
4. 1/10/45 FS Jaynes pass complete to Saathoff for 24 and F to FS 11 (34 yds)
5. 1/10/11 FS Miller at LE for 6 to FS 5 (Shively)
6. 2/4/5 FS Nelloms at RT for a loss of 2 (Thomas, Jacoby)
7. 3/6/7 FS Jaynes keeps, losing 8 to FS 15; FS penalty to 7, face mask
8. 3/4/7 FS Williams for 2 to FS 5
9. 4/6/5 FS Helmbacher's FG attempt from the 12 is blocked by Strickland

FLORIDA ST. 11:35 left

1. 1/10/10 FS Morris straight ahead for 5 to FS 15 (Palmer)
  2. 2/5/15 FS Morris at RT for 3 to FS 13 (Ryan)
  3. 3/2/18 FS Mitchell at RT for 2 to FS 20 and FD (Towie)
  4. 1/10/20 FS Huff pass incomplete, int for Morris
  5. 2/10/20 FS Huff pass complete to Smith for 12 to FS 32 and FD (Burton)
  6. 1/10/32 FS Huff pass complete to Norris for 9 to FS 41 (G. Adams)
  7. 2/1/41 FS FS penalty 5, illegal proc.
  8. 2/6/36 FS Huff pass incomplete, int for Smith
  9. 3/6/36 FS Mitchell around LE 2 to FS 38; KU penalty 15 personal foul to KU 47 (FD)
  10. 1/10/47 KU Huff pass complete to Smith for 15 and FD to KU 32 (Oakson, Gardner)
  11. 1/10/32 KU Huff pass incomplete, int for Parris
  12. 2/10/32 KU Huff pass complete to Davis for 14 to KU 18 and FD
  13. 1/10/18 KU Huff pass incomplete, int for Brown
  14. 2/10/18 KU ~~Huff~~ Mitchell straight ahead for 4 to KU 14 (Gardner)
  15. 3/6/14 KU Huff pass complete to Parris for a 14-yd TOUCHDOWN, with 7:03 to play
- (90 yds, 14 plays) PAT: Askin kicks the point KANSAS 0; FLORIDA ST. 7

SECOND KICKOFF: Askin kicks off (out of bounds); Askin kicks off from 35 to O'Neil on the 8; return to the KU 43 (35 yd return) (Thomas)

KANSAS, 6:58 left

1. 1/10/43 KU Nelloms at RT for 2 to KU 45 (Jacoby)
2. 2/8/45 KU Jaynes pass incomplete, int for Saathoff
3. 3/8/45 KU Williams at LE for 4 to KU 49 (Murphy, Jacoby)
4. 4/4/49 KU Harris punts to Snell, fair catch on FS 10 (41 yd kick)

FLORIDA ST. 5:31 left

1. 1/10/10 FS Mitchell at LT for 9 to FS 19 (G. Adams, Burton)
2. 2/1/19 FS Mitchell thrown, losing 5 back to FS 14 (Oakson)
3. 3/6/14 FS Huff pass incomplete, int for Smith
4. 4/6/14 FS Loucks punts out of bounds on KU 30 (56 yd kick)

KANSAS, 4:14 left

1. 1/10/30 KU Jaynes pass incomplete, int for Schroll
2. 2/10/30 KU Nelloms straight for 9 to KU 39; FS penalty 15 personal foul to FS 46 and FD
3. 1/10/46 FS Jaynes thrown trying to pass, losing 11 back to KU 43 (Cooper)
4. 2/21/43 KU Jaynes pass complete to Foster for 22 to FS 31 and FD (26 yds)
5. 1/10/31 FS Williams around RE for 7 to FS 24 (Thomas, Strickland)
6. 2/3/24 FS Williams straight ahead for 1 to FS 23 (Strickland, Bobby Anderson)
7. 3/2/23 FS Jaynes pass incomplete, int for Schroll
8. 4/2/23 FS Jaynes pass complete to Schroll for 8 to FS 15 and FD (Snell)
9. 1/10/15 FS Williams around RE for 8 to FS 7 (Snell)
10. 2/3/7 FS Williams straight ahead for 1 to FS 6 (Murphy, Cooper)
11. 3/1/6 FS Nelloms at RT for 2 to FS 4 and FD (Thomas, Miles)
12. 1/goal/4 FS O'Neil at LE for 1 to FS 3 (Strickland)

xxxxxx/xxxxxx

FIRST QUARTER

KANSAS 0 FLORIDA ST. 7

Sept. 30, 1972

## KANSAS

13. 2/goal/3 FS Jaynes keeps straight ahead for 1 to FS 2 (Miles)  
 14. 3/goal/2 FS Williams around LE for a 2-yd TOUCHDOWN run, with 14:25 to play  
 (70 yds; 14 plays) PAT: Helmbacher kicks the point (FS offside) KANSAS 7; FLORIDA ST 7

THIRD KICKOFF: Swift kicks off from the 45; out of end zone, no ret.

FLORIDA STATE, 14:25 left

1. 1/10/20 FS Davidson straight ahead for 2 to FS 22 (Skepnok)  
 2. 2/8/22 FS Huff pass complete to Smith for 5 to FS 27 (Bron)  
 3. 3/3/27 FS Huff pass incomplete, int for ~~Davidson~~ Davison  
 4. 4/5/27 FS Loucks punts dead on the KU 30 (43 yd kick)

## KANSAS, 13:04 left

1. 1/10/30 KU Jaynes ~~is~~ thrown for a loss of 8 back to KU 22 (Cooper)  
 2. 2/18/22 KU Nelloms around RE for 3 to KU 25  
 3. 3/15/25 KU Jaynes pass incomplete, int for Saathoff  
 4. 4/15/25 KU Harris punts to Snell on FS 35; ret. to FS 37 (40 yd kick)

FLORIDA ST 12:12 left

1. 1/10/37 FS Huff pass complete to Parris for 3 to FS 40 (Bron)  
 2. 2/7/40 FS Huff pass complete to Davison for 8 to FS 48 and FD (Beird)  
 3. 1/10/48 FS Huff pass complete to Davison for 23 to KU 29 and FD (G.Adams, Bron)  
 4. 1/10/29 KU Huff pass complete to Parris for 2 to KU 27 (Burton, Sheats)  
 5. 2/8/27 KU Huff pass incomplete, int for Parris  
 6. 3/8/27 KU Huff pass complete to Smith for a 27-yd TOUCHDOWN pass, 10:17 to play  
 (63 yds, 6 plays) PAT: Askin kicks the point KANSAS 7; FLORIDA ST 14

FOURTH KICKOFF: Askin kicks off to O'Neil on the 12; ret. to the KU 38 40 (28 yd return)

## KANSAS, 10:10 left

1. 1/12/40 KU Jaynes pass incomplete, int for Nelloms  
 2. 2/10/40 KU Jaynes thrown for a loss of 7 back to KU 33 (Bill Johnson)  
 3. 3/17/33 KU Jaynes pass complete to Miller for a loss of 1 back to KU 32 (  
 4. 4/18/32 KU Harris high pass fumbled, cover by FS Ratliff on KU 9

FLORIDA ST. 8:44 left

1. 1/goal/9 KU Huff pass complete to Smith for a 9-yd TOUCHDOWN with 8:39 left  
 PAT: Askin kicks the point KANSAS 7; FLORIDA ST. 21

FIFTH KICKOFF: Askin kicks off to Williams on KU 3 (falls down; no ret.)

## KANSAS, 8:39 left

1. 1/10/3 KU Miller at LT for no gain (Cooper, Bobby Anderson)  
 2. 2/10/3 KU Jaynes pass complete to G Adams for 20 to KU 23 and FD (Lewis)  
 3. 1/10/23 KU Nelloms around RE for no gain (Basswaters)  
 4. 2/10/23 KU Jaynes pass complete to Miller for 2 to KU 25 (Strickland, M-Mkiewicz)  
 5. 3/8/25 KU Jaynes pass complete to Schroll for 5 to KU 30 (Shively)  
 6. 4/3/30 KU Harris punts to Snell, fair catch on FS 31 (39 yds)

FLORIDA ST. 5:45 left

1. 1/10/31 FS Huff pass complete to Parris for 2 to FS 33 (Sheats)  
 2. 2/8/33 FS Mitchell on a draw for 37 to KU 30 and FD (Burton)  
 3. 1/10/30 KU Huff pass incomplete, int for Parris (FS offside, declined)  
 4. 2/10/30 KU Huff pass incomplete, int for Parris  
 5. 3/10/30 KU Huff pass complete to Parris for 27 to KU 3 and FD (Bron)  
 6. 1/goal/3 KU Mitchell at RT for 1 to KU 2 (Makson, Sheats)  
 7. 2/goal/2 KU Brown straight ahead for a loss of 1 back to the 3 (Skepnok)  
 8. 3/goal/3 KU Huff pass complete to F.Davis for a 3-yd TOUCHDOWN, with 3:12 to play  
 (67 yds; 8 plays) PAT: Askin kicks the point KANSAS 7; FLORIDA ST 28

SIXTH KICKOFF: Askin kicks off to O'Neil on the 6; return to KU 26 (20 yds)

## KANSAS, 3:06 left

1. 1/10/26 KU Jaynes keeps around LE, losing 2 back to KU 24 (Presswood)  
 2. 2/12/24 KU Nelloms straight ahead for 5 to KU 29 (Jacoby)  
 3. 3/7/29 KU Jaynes pass incomplete, int for Schroll  
 4. 4/7/29 KU Harris punts to Snell on FS 33; ret to FS 40 (FS penalty 15 clip) to FS 15

FLORIDA ST. 1:44 left

1. 1/10/18 FS Mitchell straight ahead for a loss of 2 (Palmer)  
 2. 2/12/16 FS Brown loses 1 back to FS 15 (Palmer)  
 3. 3/13/15 FS Brown at LT for 2 to FS 17 (Palmer)  
 4. 4/11/17 FS Loucks punts to G Adams, fair catch on FS 47 (30 yds)

## KANSAS, 10:29 left

M O R E



2nd Quarter2nd Quarter

KANSAS, 0:29 left

1. 1/10/47 FS Jaynes pass intercepted by Strickland on FS 36; return to the 50 (14 yds)

FLORIDA STATE, 0:21 left

1. 1/10/50 -- Huff pass complete to Davis for 16 to KU 34 and FS (
2. 1/10/34 KU Huff pass (no play, FS penalty 15 holding) back to KU 49  
1/25/49 KU Huff pass intercepted by Mudge on KU 27; ret to FS 22 33

KANSAS, 0:04 left

1. 1/10/33 FS Jaynes pass into end zone, intercepted by Ratliff in end zone, at the gun

HALF SCORE: Kansas 7; Florida St. 28

# FLASH STATISTICS

	Halftime	(circle one)	Final	FLORIDA STATE	KANSAS
First Downs				11	7
Rushing Yardage				14-61	27-11
Passing Yardage				189	95
Return Yardage				23	40
Passes (Completed-Attempted-Had Intercepted)				16-26-1	8-16-2
Punts (Number-Average)				3-43.0 <del>4-39.8</del>	4-39.5 <del>3-43.0</del>
Fumbles Lost				0-0	0-0
Yards Penalized				7-78	1-15

## Score by Quarters

FLORIDA STATE	7	21			
KANSAS	0	7			

## Scoring Summary

FSU--Parris 14 pass from Huff (Askin kick)	7:08 -- 1
KU--Williams 2 run (Helmbacher kick)	14:25 -- 2
FSU--Smith 27 pass from Huff (Askin kick)	10:17 -- 2
FSU--Smith 9 pass from Huff (Askin kick)	8:39 -- 2
FSU--Davis 3 pass from Huff (Askin kick)	3:12 -- 2

Attendance-- 41,500.

## INDIVIDUAL LEADERS

Rushing				Passing							
FSU		Att.	Net	FSU		C	A	I	Yds.	TD	
	Mitchell	8	49		Huff	16	26	1	189	4	
	Norris	2	8		Jaynes	8	16	2	95	0	
	Brown	3	2								
KU	Nelloms	9	35								
	Williams	7	25								
	Miller	3	8								
Punting				Pass Receiving							
		No.	Avg.	Long					No.	Yds.	TD
FSU	Loucks	3	43.0	56	FSU	Smith			5	68	2
						Parris			5	48	1
						Davis			3	33	1
KU	Harris	4	39.5	41	KU	Miller			3	2	0
						Schroll			2	15	0
						Saathoff			1	34	0



Sept. 30, 1972

SEVENTH KICKOFF: Askin kicks off to B Adams on the 1; ret. to KU 25 (24 yds) (Humes)

KANSAS

1. ~~Kan~~ 1/10/25 KU Nelloms for 4 to KU 29 (Stricklans, Cooper)
2. 2/6/29 KU Nelloms straight ahead for 1 to KU 30 (Malkiewicz)
3. 3/5/30 KU Jaynes pass incomplete, int for Edwards
4. 4/5/30 KU Harris punts to Snell on FS 31; ret. to FS 38 (39 yd kick; 7 yd ret)  
(KU penalty 15 personal foul) to KU 47

XXXXXXXXXXXX

FLORIDA STATE, 1:26 1-ft

1. 1/10/47 KU Mitchell at LE for 17 to KU 30 (Burton) F.D.
2. 1/10/30 KU Mitchell at RT for 2 to KU 28 (Towle)
3. 2/8/28- KU Huff pass complete to Norris for 9 to KU 19 and FD (Sheets)
4. 1/10/19 KU Huff pass intercepted by Bron on KU 3; ret to KU 8  
(KU penalty back to the 4 for clipping)

KANSAS, 12:25 left

1. 1/10/4 KU Miller at RE for 3 to KU 7 (Miles)
2. 2/7/7 KU Williams straight ahead for 6 to KU 13 (Miles)
3. 3/1/13 KU Miller straight ahead for 11 to KU 24 and FD (Snell, Thomas)
4. 1/10/24 KU Jaynes pass complete to Seathoff for 14 to KU 38 and FD (McMillan)
5. 1/10/38 KU Williams at RE for no gain
6. 2/10/38 KU Jaynes pass intercepted by Snell on KU 42 and ret to KU 33 (9 yds) (Schumm)

FLORIDA ST. 10:01 left

1. 1/10/33 KU Mitchell straight ahead for 3 to KU 30 (Palmer)
2. 2/7/30 KU Huff pass complete to Mitchell for no gain (Oakson)
3. 3/7/30 KU Huff pass complete to Smith for 13 to KU 17 and FD (Taylor)
4. 1/10/17 KU Mitchell straight ahead for 3 to KU 14 (Towle) 65
5. 2/7/14 KU Huff pass intercepted by Sheets on KU 15; ret to FS 20 (35 yd ret.)

KANSAS, 8:09 left

1. 1/10/20 FS Jaynes pass complete to B. Adams for 16 to FS 4 and FD (Whitehurst)
2. 1/goal/4 FS Williams at LE for 1 to FS 3 (McMillan, Whitehurst)
3. 2/goal/3 FS Miller straight ahead for a 3-yd TOUCHDOWN run, with 7:14 to play  
(20 yds, 3 plays) PAT: H Imbscher kicks the point

KANSAS 14; FLORIDA ST 28

EIGHTH KICKOFF: Swift kicks off out of end zone; no ret.

FLORIDA STATE, 7:14 left

1. 1/10/20 FS Norris at RE for no gain (Sheets)
2. 2/10/20 FS Huff pass complete to Smith for 12 to FS 32 and FD (Oakson)
3. 1/10/32 FS Mitchell straight ahead for no gain (Van Saun)
4. 2/10/32 FS Huff pass incomplete, int for Norris
5. 3/10/32 FS Huff pass complete to Davis for 14 and FD to FS 46 (Adams)
6. 1/10/46 FS Mitchell straight ahead for 1 to FS 47 (Sutton)
7. 2/9/47 FS Mitchell around RE for 4 to KU 49 (Taylor)
8. 3/5/49 KU Huff pass complete to Smith for 20 to KU 29 and FD (Knoff)
9. 1/10/29 KU Norris straight ahead for 3 to KU 26 (Van Saun)
10. 2/7/26 KU Mitchell at RT for 6 to KU 20 (Schmitz)
11. 3/1/20 KU Huff keeps straight ahead for no gain (Towle)
12. 4/1/20 KU Mitchell at RT for 3 to KU 17 and FD (Taylor, Gardner)
13. 1/10/17 KU Huff keeps at RE for no gain (Oakson)
14. 2/10/17 KU Mitchell straight ahead for 2 to KU 15 (Goode, Sutton)
15. 3/8/15 KU Huff pass incomplete, int for Smith
16. 4/8/15 KU Askin's FIELD GOAL is good from the 22 (32 yards), with 0:55 to play  
(32 yds, 16 plays)

KANSAS 14; FLORIDA ST 31

NINTH KICKOFF: Askin kicks off into end zone; no return.

KANSAS, 0:55 left

1. 1/10/20 KU B. Adams on a reverse, loses 5 back to KU 15 (Cooper)
2. 2/15/15 KU Jaynes pass incomplete, int for B Adams
3. 3/15/15 KU Jaynes pass complete to B Adams for 11 to KU 26 (Miles)

THIRD QUARTER

KANSAS 14 FLORIDA ST. 31

Sept. 30, 1972

## KANSAS

4. 4/4/26 KU ~~MAKXIM~~ snap to Miller at RE for 19 yds and FD on KU 45 (Thomas)
5. 1/10/45 KU Jaynes pass intercepted by Lewis on KU 20; ret to KU 45 (35 yd ret.) (McDaniel)

## FLORIDA ST 14:24 left

1. 1/10/45 KU Davison straight ahead for no gain (Palmer)
2. 2/10/45 KU Brown straight ahead for 7 to KU 38 (Sheets)
3. 3/3/38 KU Huff pass complete to Smith (FS penalty 5, offside) no play
- 3/8/43 KU Huff pass incomplete, int for Parris
4. 4/8/43 KU Loucks punts dead on KU 1 (42 yd kick); no ret

## KANSAS, 12:19 left

1. 1/10/1 KU Jaynes keeps straight ahead for no gain (Strickland)
2. 2/10/1 KU Jaynes pass complete to B. Adams for 23 to KU 24 and FD (Lewis)
3. 1/10/24 KU Jaynes pass incomplete, int for Edwards
4. 2/10/24 KU Jaynes pass complete to Edwards for 13 to KU 37 and FD (Ratliff)
5. 1/10/37 KU Jaynes pass complete to B Adams for 15 to FS 48 and FD (Lewis)
6. 1/10/48 FS Williams around RE for 6 to FS 42 (Jacoby)
7. 2/4/42 FS Jaynes pass complete to Williams for 9 to FS 33 and FD (Whitehurst)
8. 1/10/33 FS Jaynes pass complete to B. Adams for a 33-yd TOUCHDOWN, with 9:57 to play (99 yds; 8 plays) PAT: Jaynes runs at RE for 2-pt conversion

KANSAS 22; FLORIDA ST 31

TENTH KICKOFF: Swift kicks out of end zone; no ret. rn.

## FLORIDA STATE, 9:57 left

1. 1/10/20 FS Mitchell at RT for no gain (Gardner)
2. 2/10/20 FS Huff pass complete to Smith for 10 to FS 30 and FD (Bronf)
3. 1/10/30 FS Norris around LE for 2 to FS 32 (Ryan, Palmer)
4. 2/8/32 FS Huff pass complete to Norris, losing 2 back to FS 30 (Schmitz)
5. 3/10/30 FS Huff pass complete to Smith for 14 to FS 44 and FD
6. 1/10/44 FS Mitchell on a draw for 35 to KU 21 and FD (G Adams)
7. 1/10/21 KU Huff pass incomplete, int for Smith
8. 2/10/21 KU Huff pass complete to Smith for 16 to KU 5 and FD (Taylor)
9. 1/goal/5 KU Mitchell at LT for 3 to KU 2 (Oakson, Towle)
10. 2/goal/2 KU Mitchell at LT for 1 to KU 1 (G. Adams, Ryan)
11. 3/goal/1 KU Mitchell at RT for a 1-yd TOUCHDOWN run, with 6:09 to play (80 yds; 11 plays) PAT: Askin kicks the point

KANSAS 22; FLORIDA ST. 38

ELEVENTH KICKOFF: Askin kicks off to Williams on the 9; return to KU 28 (19 yds) (Petrillo)

## KANSAS, 6:03 left

1. 1/10/28 KU Jaynes pass complete to Edwards for 3 to KU 31 (Ratliff)
2. 2/7/31 KU Jaynes loses 1 back to the 30
3. 3/8/30 KU Jaynes pass (FS interference on KU 42) first down
- 1/10/42 KU Jaynes pass incomplete, int for Saathoff
4. 2/10/42 KU Jaynes pass intercepted by Strickland on FS 49; no return

## FLORIDA STATE, 4:47 left

1. 1/10/49 FS Davison straight ahead for 5 to KU 46 (Van Saun)
2. 2/5/46 KU Davison straight ahead for 1 to KU 45 (Skepnok)
3. 3/4/45 KU Roberts straight ahead for 3 to KU 42 (Weidner, Skepnok)
4. 4/1/42 KU FS penalty 5, too much time
- 4/6/47 KU Askin punts to G Adams on KU 14; ret. to KU 19 (5 yds) (Vick Johnson)

## KANSAS, 3:04 left

1. 1/10/19 KU Jaynes pass complete to Miller for 7 to KU 26; fumble, cover FS (Presswood)

## FLORIDA ST. 2:55 left

1. 1/10/26 KU Davison straight ahead for 5 to KU 21 (R. Robinson, Baird)
2. 2/5/21 KU Roberts at RE for 5 to KU 16; (F.S. penalty 15 clis) to KU 32
3. 2/16/32 KU Roberts for 13 to KU 19 (Weidner) PERSONAL FOUL BOTH TEAMS, no play
- 2/16/32 KU Roberts at RT for 8 to KU 24 (Zook)
4. 3/8/24 KU Roberts at LT for 7 to KU 17 (R. Robinson)
5. 4/1/17 KU Davison around RE for a 17-yd TOUCHDOWN run, with 0:30 to play (26 yds; 5 plays) PAT: Pass play fails on conversion

KANSAS 22; FLORIDA ST 44

ELEVENTH KICKOFF: Askin kicks to Williams on the 18; ret. to KU 20

## KANSAS :31 left

1. 1/10/20 KU Nelloms at RE for 27 yds to KU 47 and FD (McGowan)
- 1/10/47 KU FS penalty 5, illegal proc.
- 1/5/48 FS Nelloms on a draw for 7 to FS 41 and FD (Petrillo)

## FINAL

KANSAS 22; FLORIDA ST. 44

Est. Attendance, 41,500



## FLASH STATISTICS

Halftime

(circle one)

Final

FLORIDA STATE

KANSAS

First Downs	24	16
Rushing Yardage	44-205	42-93
Passing Yardage	295	239
Return Yardage	74	125
Passes (Completed-Attempted-Had Intercepted)	26-42-3	18-33-5
Turns (Number-Average)	5-40.8	5-39.4
Fumbles Lost	0-0	1-1
Yards Penalized	11-125	3-34

## Score by Quarters

FLORIDA STATE	7	21	3	13	44
KANSAS	0	7	7	8	22

## Scoring Summary

FSU--Parris 14 pass from Huff (Askin kick)	7:08--1
KU --Williams 2 run (Heimbacher kick)	14:25--2
FSU--Smith 27 pass from Huff (Askin kick)	10:17--2
FSU--Smith 9 pass from Huff (Askin kick)	8:39--2
FSU--Davis 2 pass from Huff (Askin kick)	3:12--2
KU --Miller 3 run (Heimbacher kick)	7:14--3
FSU--PG Askin 32	0:55--3
KU --Adams 33 pass from Jaynes (Jaynes run)	9:57--4
FSU--Mitchell 1 run (Askin kick)	6:09--4
FSU--Davison 17 run (run failed)	0:30--4

Attendance-- 41,500.

## INDIVIDUAL LEADERS

## Rushing

		All	Net
FSU	Mitchell	23	130
	Davison	6	30
	Roberts	4	23
KU	Neillons	13	74
	Miller	7	44
	Williams	11	38

## Punting

		No.	Avg.	Long Punt
FSU	Loucks	5	40.8	56
KU	Harris	5	39.4	41

## Passing

		C	A	I	Yds.	TD
FSU	Huff	26	42	3	295	4
KU	Jaynes	18	33	5	239	1

## Pass Receiving

		No.	Yds.	TD
FSU	Smith	13	153	2
	Parris	5	48	1
	Davis	4	47	0
KU	B. Adams	6	138	1
	Miller	4	9	0
	Saathoff	2	48	0

## FINAL TEAM FOOTBALL STATISTICS

	FLORIDA STATE (Visitors)	KANSAS (Home)
First Downs Rushing	6	6
First Downs Passing	17	10
First Downs by Penalties	1	2
TOTAL FIRST DOWNS	24	18
Number Attempts Rushing	44	42
Yards Gained Rushing	213	160
Yards Lost Rushing	8	67
NET YARDS GAINED RUSHING	205	93
Number Passes Attempted	42	33
Number Passes Completed	26	18
Number Passes Had Intercepted	3	5
NET YARDS GAINED PASSING	295	239
Number Plays Rushing and Passing	86	75
TOTAL OFFENSE YARDAGE	500	332
Number Interceptions	5	3
NET YARDS INTERCEPTIONS RETURNED	58	110
Number Times Punted	5	5
Number of Punts Had Blocked	0	0
PUNTING YARDS—AVERAGE	204 40.8	197 39.4
PUNT RETURNS (Number-Yards)	3 16	1 5
KICKOFF RETURNS (Number-Yards)	0 0	7 150
PENALTIES (Number-Yards)	11 125	3 34
FUMBLES (Number-Own Lost)	0 0	1 1

Score by Quarters	FLORIDA STATE	7	21	3	13	44
	KANSAS	0	7	7	8	22

Attendance— 41,500.



# FINAL INDIVIDUAL FOOTBALL STATISTICS

## FLORIDA STATE

(Visitors)

Rushing	Att.	Gain	Loss	Net	TD	Long Gain
Mitchell	23	137	7	130	1	37
Davison	6	30	0	30	1	17
Roberts	4	23	0	23	0	8
Norris	5	13	0	13	0	5
Brown	4	10	1	9	0	7
Huff	2	0	0	0	0	0

Passing	C	A	I	Yds.	Long Gain
Huff	26	42	3	295	27

Pass Receiving	No.	Yds.	TD	Long Gain
Smith	11	153	2	27
Parris	5	48	1	27
Davis	4	47	0	16
Norris	3	16	1	9
Davison	2	31	0	23
Mitchell	1	0	0	0

Punting	No.	Yds.	Avg.	Long Punt
Loucks	5	204	40.8	56

Returning	Punts R-Yds.	K-offs R-Yds.	Interp. R-Yds.
Snell	3 - 16	-	1 - 9
Strickland	-	-	2 - 14
Ratliff	-	-	1 - 0
Lewis	-	-	1 - 35

## KANSAS

(Home)

Rushing	Att.	Gain	Loss	Net	TD	Long Gain
Nelloms	13	76	2	74	0	27
Miller	7	44	0	44	1	19
Williams	11	38	0	38	1	8
O'Neil	1	1	0	1	0	1
B. Adams	1	0	5	-5	0	-
Harris	1	0	23	-23	0	-
Jaynes	82	1	37	-36	0	1

Passing	C	A	I	Yds.	Long Gain
Jaynes	18	33	5	239	34

Pass Receiving	No.	Yds.	TD	Long Gain
B. Adams	6	118	1	33
Miller	4	9	0	7
Saathoff	2	38	0	34
Edwards	2	16	0	13
Schroll	2	13	0	8
Foster	1	26	0	26
Williams	1	9	0	9

Punting	No.	Yds.	Avg.	Long Punt
Harris	5	197	39.4	41

Returning	Punts R-Yds.	K-offs R-Yds.	Interp. R-Yds.
O'Neil	-	4 - 105	-
B. Adams	-	1 - 24	-
Mudge	-	-	1 - 40
Bron	-	-	1 - 5
Sheats	-	-	1 - 65
G. Adams	1 - 5	-	-
Williams	-	2 - 21	-

## DEFENSIVE STATISTICS

## KANSAS

LINEMEN	Tackles			For Loss	Fumb Rcvd	Pass Intc	Pass Brup	Blocked		
	UT	AT	Tot					Punt	FG	PAT
RYAN	1	2	3							
SCHUMM	1	1	2							
PALMER	6	1	7	2-3						
SKEPNEK	3	1	4	1-1						
MC DANIEL	1		1							
VAN SAUN	3		3							
PERKINS	1		1							
GOODE		1	1							
SUTTON	1	1	2							
ZOOK	1		1							

## LINEBACKERS

OAKSON	4	3	7	1-5						
GARDNER	3	2	5							
TOWLE	4	1	5				3			
BAIRD	1	2	3							
R. ROBINSON	1	2	3				1			
SHEATS	4	3	7			1				
WEIDNER		1	1							
SCHMITZ	2		2	1-1						

## BACKS

G. ADAMS	3	3	6							
BRON	3	2	5			1	2			
BURTON	3	2	5				1			
MUDGE						1	1			
HARRIS	1		1							
NELLOMS	1		1							
SAATHOFF		1	1							
TAYLOR	3	1	4							
B. ADAMS	1		1							
KNOFF	1		1							



## DEFENSIVE STATISTICS

FLORIDA STATE

<u>LINEMEN</u>	<u>Tackles</u>			<u>For Loss</u>	<u>Fumb Rcvd</u>	<u>Pass Intc</u>	<u>Pass Brup</u>	<u>Blocked</u>		
	<u>UT</u>	<u>AT</u>	<u>Tot</u>					<u>Punt</u>	<u>FG</u>	<u>PAT</u>
DUNDALA	1	1	2							
DEES	1		1							
PRESSWOOD	1		1	1-2	1					
BOBBY ANDERSON		2	2							
MALKIEWICZ	1	1	2							
JACOBI	3	2	5	1-2						
COOPER	3	4	7	4-32						
PASSWATERS	1		1							
VIC JOHNSON	1		1							
PARRIS	1		1							

LINEBACKERS

MILES	4	2	6	1-1						
BILL JOHNSON	1		1	1-7						
WHITEHURST	4	1	5							
MURPHY		2	2							
POUNDS	1		1							
STRICKLAND	3	6	9	2-9		2	1		1	

BACKS

SNELL	2	1	3			1				
THOMAS	1	5	6	1-2						
SHIVELY	3		3				1			
LEWIS	3		3			1				
MC MILLAN	2	1	3							
RATLIFF	3		3							
PETRILLO	3		3		1	1				
MC GOWAN	1		1							
HUFF	1		1							
HUMES	1		1							

Quotes from the University of Kansas locker room

Opening comments by Fambrough:

"They are a tremendous football team. I don't feel near as bad as I did after we lost to Washington State. We should have won that game while this week we played one of the best teams in the nation.

Looking at first half

"They were able to make the big play. We didn't. We were ~~giving up~~ throwing interceptions instead of making the big play. You can't do that against an explosive team and expect to win."

Field position

Yes, they threw the ball from all over the field. They had a lot of confidence in themselves. And when you have a defense like they did they could afford to play that way."

Looking at the Seminole personnel

"You talk about their great passing attack but you forget about their great athletes. They have a bunch. Their athletes are in the skill positions, receivers, runners and passers."

Looking at their players

"Gary Huff has got to be the best quarterback in the country. He reacts quickly and he knows what to do when he reacts. He best displayed this when he chased down Eddie Sheats in the second half."

Looking at our secondary

"Our boys did as good a job as they could do. They are just <sup>too</sup> ~~na~~ small. That's one thing we've known all year." Playing Taylor and Knoff give us the size but they are too inexperienced."



Quotes from:

Gary Huff, Quarterback

"This was an especially good game for the offensive line. Kansas used a tremendous amount of stunts and blitzes. Our line was able to pick this up and give me all the protection I needed."

"We opened up the second half trying to utilize a little more ball control. Then we saw that the Kansas linebackers weren't dropping flat enough. So we started using the flat pass, which worked very well. We were really prepared for this game, and our play showed it."

"Jaynes was a fine quarterback. He picked up on the quick passes real well. I was impressed with the coolness that he exhibited when he was under pressure, he's got a lot of composure."

Quotes from head coach, Larry Jones:

"I was most impressed with our defense. They gave 100% the whole way. You have to understand how important this is to a team with such little depth. Past our first unit defense we run real thin. I was real proud of them."

"Our offense has been good all year, they usually give Huff quite a bit of protection. However, we had some real fine catches by our backs to help us along."

"If there was a turning point, I think it was the final field goal. This game was a cushion to rest on. But I was really impressed with the Jayhawks, they didn't give up. And that is a real credit to their team."

"We play with confidence. There is a lot of closeness on this team. We believe in each other. And that is what it's all about."