

November 23, 1974


\$1.00

the college
GAME®

FLORIDA STATE HOUSTON



Referee photo courtesy of [illegible]



Polk County Scholarship House

Cooperative Living For Education

Florida State's most unique scholarship program — one where students help themselves through college — is in the middle of an expansion program that will double its ability to offer aid to deserving students.

Southern Scholarship & Research Foundation

The Southern Scholarship and Research Foundation (SSRF) provides housing for students who then do all their own cooking and cleaning, thus saving a considerable amount of money.

Two years ago the Foundation traded three lots of land around the campus to the University for a seven-acre site on Stadium Drive. Plans are to build at least 14 new scholarship houses there.

At the present time the SSRF owns 14 old homes around the campus which have been converted into scholarship houses. An average of 15 students lives in each house, none of which was designed for cooperative living and life in them is often hectic.

In January the Foundation will open its first new house, the Polk County Scholarship House, which will accommodate 27 students, including a graduate student and a head resident.

This weekend the annual meeting of the Board of Directors of the Foundation is being held in Tallahassee. They are guests of President Stanley Marshall in his box during this football game.

New board members this year include Wayne Cook, Ms. Anne Burnette, Elliot Messer, Jimmy Carr, J. Vern Williamson and Bill Jameson, all of Tallahassee, and Dr. Hugh Adams, president of Broward Community College in Ft. Lauderdale.

William H. Bevis is president and Dr. Marshall Hamilton is vice president. Both are from Tallahassee. Executive director is Dr. Don Veller.

"The new scholarship house to open in two months is the realization of a longtime dream of many thoughtful and sympathetic citizens of Polk County," said Dr. Veller.


He explained that the Southern Scholarship and Research Foundation is not tax supported but depends entirely on private contributions of cash, property, bequests, memorials and other gifts — particularly from those who believe in the work ethic.

The original philosophy of the Foundation, which was begun in 1950, was that society should not lose the potential of highly promising youth merely because their parents, for various reasons, could not afford to send them to college.

There are many unique aspects of the SSRF which make it impressively different from other scholarship programs. Here are a few:

- * In lieu of cash assistance, the Foundation provides rent free, furnished houses to highly intelligent, but financially deprived, students who reduce their expenses by buying their own groceries cooperatively, taking turns cooking, washing dishes, doing housework and laundry and maintaining the house for future use.

- * If a student does not uphold the ideals of good citizenship, he or she may be dismissed from the program.



On target for a January opening

- * The houses are inspected regularly for cleanliness, sanitation and general decorum.

- * The cooperative living aspect provides excellent opportunities for sharing and learning to live in a give-and-take democratic society.

- * By virtue of the "no-cash-to-students" concept, a donor's contribution to this Foundation goes farther than under most scholarship plans because the same money can be used year after year.

Contributions may be sent to Southern Scholarship and Research Foundation, P.O. Box 2372, Tallahassee, Fla. 32304.

Students "Rest Easier" With New Furnishings

Students attending Florida State University on the Southern Scholarship and Research Foundation program will now be able to rest easier — literally, thanks to a new shipment of furniture from a long-standing friend.

The SSRF, the state's most unique scholarship program, is chartered as a charitable foundation and is therefore dependent on contributions from individuals and organizations. Badcock Furniture Company of Mulberry, Fla., has been a major contributor over the past several years, donating some \$10,000 in household furnishings annually.

Items such as dryers, refrigerators, stoves, television sets, sofas, chairs and desks will be distributed among the 14 scholarship houses located adjacent to the campus. Presently, there are 250 students occupying the houses.

"We are extremely grateful to organizations such as Badcock Furniture," said Dr. Don Veller, executive director of SSRF and professor of physical education, health and recreation. "Through this generosity and that of individuals, many talented young people attend Florida State and receive the education they wouldn't otherwise get."

Since its inception in 1950, some 4,000 student-scholars have attended Florida State through the help of SSRF.

The Foundation's program is essentially a joint, work-scholarship plan in which students live in rent-free houses, purchase and prepare their own food, share in household duties and accept the responsibility for maintaining high grade averages.


To be considered for a scholarship an applicant must have an outstanding academic average in high school or junior college and be recommended by school officials and community leaders as having demonstrated outstanding integrity and citizenship and be unable to attend college without substantial outside financial help.

Although no monetary aid is given these students, on the average they save approximately \$1,200 per year per student.


Recently, the SSRF completed a land swap with Florida State which will enable it to build 15 new houses for another 300 students, providing funds become available.




"Moving In"




Warren




Grady




Harris



Chassee



Harrison



Davis

Seminole Basketball

THE ACTION GAME

Florida State's basketball season opens one week from tonight when the Seminoles host Valdosta State in Tully Gym. That will be the first of 16 action-packed home games the Tribe will play this season.

The theme this year is "The Action Game" and the Seminoles are "Thinking Big." The goal is neither startling, nor unreasonable — National ranking and a post season tournament bid.

Head Coach Hugh Durham will field a team that looks young on paper, inasmuch as there is only one senior among the top 12 players. However, the team will not be inexperienced.

The Seminoles return six of the top eight players from last season and a total of seven lettermen. Bolstering this nucleus is another talented group of freshmen and transfers.

Among the leading returnees are juniors Larry Warren, who led the Seminoles in scoring last season with a 16.9 average, Greg Grady, who averaged 10.6 points and 9.6 rebounds as the Tribe's high post man, and Zach Perkins, who was a most valuable "sixth man" averaging 8.8 points and 8.0 rebounds while substituting at both post spots.

Last year's fabulous freshman trio of Eugene Harris, Carlton Byrd and Wayne Smalls returns to give the Seminoles a solid collection of guards.

Counted on for big contributions in the year ahead are sophomore Bob Chassee and senior John Harrison, both of whom will fill in at the post spots.

The Seminoles have been working since Oct. 15 in preparation for next week's opener. Except for a few minor injuries the pre-season practices have gone smoothly. There have been several bright spots, including the emergence of freshmen Harry Davis, Mark Gilbert, Hank Mann, and Mark Brodie plus junior college transfer Bruce Boyd who all appear ready to make a contribution this season.


Another performer making his presence known is transfer James Smith. However, he will have to sit out this season under NCAA regulations.

The Seminole schedule will provide a good test, while not being overbearing. Among the top contests will be games with Louisville, Memphis State, Marshall, Ohio University, Illinois State, Purdue, Canisius, New Mexico and Jacksonville.


Only one tournament is on tap for regular season play, but it is one of the better ones with Purdue, Louisville and Western Kentucky at the Holiday Classic in Louisville.

The big home slate, which should be an advantage for the Seminoles, includes games against Illinois State (Dec. 3), Marshall (Dec. 7), Louisville (Dec. 14), Cal State Bakersfield (Dec. 18), Ohio University (Dec. 21), Eastern Kentucky (Jan. 4), Wisconsin-Milwaukee (Jan. 7), Biscayne (Jan. 11), Hofstra (Jan. 18), UT Chattanooga (Feb. 1), Jacksonville (Feb. 6), Georgia State (Feb. 13), Georgia Southern (Feb. 22), Mercer (Feb. 24) and South Florida (Feb. 28).


Season tickets for all 16 games are still available for \$42 — that's less than \$2.63 a game. They will be sold at the Athletic Ticket Office all next week (9 a.m. to 4:30 p.m.) and also before Saturday's season opener.




Smalls



Byrd




Perkins



Gilbert



Mann



Smith

Florida State Winter Sports Schedules

Football may be closing its season, but the sports schedule at Florida State is just beginning to get into full swing. No matter the temperature, the competition will be hot and heavy for the Seminoles' winter quarter sports teams. The following is a composite schedule of Florida State's intercollegiate athletic teams between now and March 15.

Date	Sport	Event or Opponent	Site
Nov. 30	Basketball	Valdosta State	Tallahassee
Dec. 3	Basketball	Illinois State	Tallahassee
Dec. 7	Basketball	Marshall	Tallahassee
	*L. S. Swim	Indian River JC	Tallahassee
	L. S. Tennis	Flaglar College	Tallahassee
Dec. 9	Basketball	Memphis State	Memphis
Dec. 14	Basketball	Louisville	Tallahassee
	Swimming	South Florida	Tallahassee
Dec. 18	Basketball	Cal St.-Bakersfield	Tallahassee
Dec. 21	Basketball	Ohio University	Tallahassee
Dec. 26	Basketball	Holiday Classic	Tallahassee
Dec. 27	Basketball	Holiday Classic	Louisville, Ky.
Jan. 4	Swimming	North Carolina	Louisville, Ky.
	Basketball	Eastern Kentucky	Tallahassee
Jan. 7	Basketball	Wisconsin-Mil.	Tallahassee
Jan. 11	L. S. Swim	Florida	Tallahassee
	Swimming	Florida	Tallahassee
	Basketball	Biscayne	Tallahassee
Jan. 15	L. S. Bskbl	Valdosta State	Valdosta, Ga.
	Basketball	South Florida	Tampa
	Track	Senior Bowl	Mobile, Al.
Jan. 17	Swimming	Tulane	New Orleans, La.
	L. S. Tennis	Rollins	Orlando
Jan. 18	L. S. Tennis	South Florida	Tampa
	Swimming	LSU	Baton Rouge, La.
	Track	USTFF Invt.	Jackson, Ms.
	Basketball	Hofstra	Tallahassee
Jan. 20	Basketball	Biscayne	Ft. Lauderdale
Jan. 21	L. S. Bskbl	Athens Georgia	Tallahassee
Jan. 24	L. S. Bskbl	Shorter College	Tallahassee
Jan. 25	Swimming	Miami-Ala. Meet	Tallahassee
	L. S. Swim	Miami-Alabama	Tallahassee
	L. S. Tennis	Florida	Tallahassee
	Basketball	Canisius	Buffalo, Ny.
	Track	All Comers Meet	Knoxville, Tn.
Jan. 27	Basketball	New Mexico	Albuquerque, N.M.
Jan. 31	Swimming	Tennessee	Tallahassee
	L. S. Bskbl	Flaglar Invt.	St. Augustine
Feb. 1	Basketball	UT Chattanooga	Tallahassee
	Swimming	Auburn	Tallahassee
	Track	Ohio St., Penn St.	Tallahassee
	L. S. Bskbl	Flaglar Invt.	Columbus, Oh.
Feb. 2	L. S. Bskbl	Flaglar Invt.	St. Augustine
Feb. 6	Basketball	Jacksonville	Tallahassee
Feb. 7	L. S. Bskbl	Shorter Invt.	Rome, Ga.
Feb. 8	Swimming	Florida	Gainesville
	L. S. Swim	Florida	Gainesville
	Track	USTFF Meet	Baton Rouge, La.
	L. S. Tennis	Flaglar College	St. Augustine
	L. S. Bskbl	Shorter Invt.	Rome, Ga.


*L.S. — Lady Seminole

Date	Sport	Event or Opponent	Site
Feb. 9	Basketball	Georgia Southern	Savannah, Ga.
Feb. 11	L. S. Bskbl	Valdosta State	Tallahassee
Feb. 13	Basketball	Georgia State	Tallahassee
Feb. 15	Swimming	Florida Tech	Tallahassee
	Track	Invitational Meet	Greenville, N.C.
Feb. 19	Basketball	Jacksonville	Jacksonville
Feb. 21	Swimming	Georgia	Athens, Ga.
Feb. 22	Basketball	Georgia Southern	Tallahassee
	Swimming	South Carolina	Columbia, S.C.
	Track	LSU	Baton Rouge, La.
	L. S. Swim	Miami	Coral Gables
	L. S. Tennis	Georgia Southern	Statesboro, Ga.
Feb. 24	L. S. Golf	Miami Invitational	Coral Gables
	Basketball	Mercer	Tallahassee
Feb. 25	L. S. Golf	Miami Invitational	Coral Gables
	Baseball	St. Leo	Dade City
Feb. 26	Baseball	St. Leo	Dade City
	L. S. Tennis	South Florida	Tallahassee
Feb. 27	L. S. Tennis	Invitational Tourney	Tallahassee
Feb. 28	L. S. Tennis	Invitational Tourney	Tallahassee
	L. S. Bskbl	State Tournament	TBA
Mar. 1	Baseball	South Florida	Tallahassee
	L. S. Tennis	Florida	Tallahassee
	L. S. Bskbl	Invitational Tourney	Tallahassee
	L. S. Swim	State Tournament	TBA
Mar. 2	Baseball	South Florida	TBA
	L. S. Tennis	Florida	Tallahassee
Mar. 5	Basketball	Invitational Tourney	Tallahassee
Mar. 6	Baseball	Stetson	Deland
	Swimming	Jacksonville (2)	Tallahassee
	L. S. Bskbl	Nat'l. Independent Champ.	New Orleans, La.
Mar. 7	Baseball	Regional Tournament	TBA
	Swimming	Jacksonville	Tallahassee
	L. S. Bskbl	Nat'l. Independent Champ.	New Orleans, La.
Mar. 8	Swimming	Regional Tournament	TBA
	Track	Nat'l. Independent Champ.	New Orleans, La.
	L. S. Bskbl	All Comers Meet	Baton Rouge, La.
	L. S. Tennis	Regional Tournament	TBA
Mar. 9	Baseball	Florida	Gainesville
Mar. 12	Baseball	Valdosta State	Tallahassee
Mar. 13	Baseball	Valdosta State	Tallahassee
	L. S. Swim	Mercer	Tallahassee
Mar. 14	L. S. Swimming	AIWA Champ.	Tempe, Ar.
Mar. 15	Baseball	AIWA Champ.	Tempe, Ar.
	Track	Florida International	Tallahassee
	Swimming	NCAA Indoor Champ.	Detroit, Mi.
	L. S. Swim	AAU Region 4 Champ.	Tampa
		AIWA Nat'l. Champ.	Tempe, Ar.
		(and 16th)	

Spotlight On . . .

Swimming

Each week this space will feature one of Florida State's eight intercollegiate sports. This week the spotlight falls on Coach Terry Carlisle's swimming team.



Swimming is a traditional winner in Florida State's intercollegiate history. Twenty-six years of competition has produced a 189-53-2 record. In other words, 77% of the time Florida State took to the water they won.

Bim Stults built the bulk of that record in twenty-five years as head coach. Only twice in his career did the Seminoles finish with a losing season. And, only six times did they even lose as many as three meets.

During that quarter century of victory, the Seminoles produced nearly two dozen All-Americans. Included are a pair of National Championship awards, one earned by Curt Genders in one meter diving (1969) and the other by Phil Boggs in three meter competition (1971).

The winning tradition is just one part of Florida State's success story. Many former Seminoles have gone on to become outstanding coaches in both high school and college. It's believed that more FSU graduates are now coaching, than from any other school in the country.

Coach Stults retired at the end of the 1973 season and FSU hired Terry Carlisle, assistant swimming coach at the University of Tennessee. Coach Carlisle came with every intention of continuing the winning tradition. He set two major goals for the future: bringing Florida State to National Championship status was one and breaking all standing records was the other.

The 1973 Seminole swimmers hit the water with records in mind and came out with nine new ones. The only swimming records left untouched were the 50 and 100 yard freestyle events both held by All-American Dean Jerger. Three members of the '74 All-American 800-yd Free Relay team return this year and should be the nucleus of an even more balanced squad.

Success for the future looms bright as displayed by the Seminoles at the end of last year's rebuilding effort. Coach Carlisle's swimmers came on strong to push Miami for the National Independent Championship title.

This season challenges Carlisle's second team with the toughest schedule in F.S.U.'s swimming history. Thirteen returning lettermen will be called on to providing the leadership needed to face teams the caliber of Tennessee, Florida, Miami, Alabama and North Carolina.

The Seminoles will be taking to the water at home for their first three meets opening the season Dec. 14 at the Union Aquatic Center against South Florida. After a break for the Holidays, they get back into action Jan. 4 against North Carolina, then comes a Jan. 11 date against state rival Florida.

The heart of the schedule falls in a 14-day period from Jan. 25 to Feb. 8 with four extremely tough meets. A triangular meet with Alabama and Miami (Jan. 25) in Tallahassee followed by a big dual meet (Jan. 31) against Tennessee kick off the two week period.

Then comes a Feb. 1 meet against Auburn here before winding up with a return dual meet at Florida Feb. 8.

Two "top 10" teams and four in the "top 20" from last year's NCAA Championships are included in this year's schedule. The Seminoles believe that if they compete with the best from the beginning they will have a better chance of being among the best in the four big championships at the end of the season.

Those championships include the National Independent's (Mar. 6-8) Region 4 AAU's (Mar. 15-16), NCAA Championships (Mar. 27-29) and National AAU's (Apr. 10-13).

1974-75Swimming		Schedule	
Date	Opponent	Site	Time
Nov. 22	Garnet and Gold	Tallahassee	2:00 PM
Dec. 14	South Florida	Tallahassee	1:00 PM
Jan. 4	North Carolina	Tallahassee	1:00 PM
Jan. 11	Florida	Tallahassee	1:00 :M
Jan. 17	Tulane	New Orleans	2:00 PM
Jan. 18	L.S.U.	Baton Rouge	2:00 PM
Jan. 25	Miami, Alabama Triangular	Tallahassee	1:00 PM
Jan. 31	Tennessee	Tallahassee	1:00 PM
Feb. 1	Auburn	Tallahassee	1:00 PM
Feb. 8	Florida	Gainesville	1:00 PM
Feb. 15	Florida Tech	Tallahassee	1:00 PM
Feb. 21	Georgia	Athens	4:00 PM
Feb. 22	South Carolina	Columbia	4:00 PM
Mar. 6-8	National Independent Championships	New Orleans	All Day
Mar. 15-16	Region 4 AAU Championships For Non-NCAA	Tampa	All Day
Mar. 27-29	NCAA Championships	Cleveland	All Day
Apr. 10-13	National AAU Championships	Cincinnati	All Day

FSU FOOTBALL FLASHBACK

A Look at Florida State Games, 5, 10, and 25 Years Ago This Week

1969

**Florida State 33
N. C. State 22**

TALLAHASSEE (Nov. 22, 1969)—ABC called this one their "wild card game" and it was a wild, wild one. The first three series resulted in scores and TV fans really got their monies' worth.

A four-yard Bill Cappleman to Jim Tyson pass kicked off the scoring. The Wolfpack came back with a field goal only to have the Seminoles retaliate with another touchdown, this one by James Jarrett.

N C State cut the lead to three when Gary Yount scampered 24 yards with a Cappleman interception but the Tribe added ten points before the end of the half.

Big defensive tackle Frank Vohun made the play every tackle dreams about when he intercepted a pass and lumbered 22 yards into the end zone. He refused to give up the ball after the score, forcing Guthrie to kick a 35-yard extra point. At the close of the half, Guthrie booted a mere 31-yard field goal to give the Seminoles a 23-10 advantage.

In the third period Phil Abriara took a Yount punt on his eight and streaked 92 yards down the sideline for a touchdown. It was the longest in Florida State history.

The Wolfpack scored once in the third quarter and again in the fourth period while the Seminoles wound up their scoring on a 25-yard field goal by Guthrie.

Despite the score, it was not a big offensive show. The Seminoles had 243 total yards to 244 for the Wolfpack. Cappleman passed for 149 yards on 13 completions. Bailey was the leading rusher with 44 yards and again Tyson was the leading receiver with six receptions.

1964

**Florida State 16
Florida 7**

TALLAHASSEE (Nov. 21, 1964)—The largest crowd ever to see a football game here watched Florida State's Seminoles win their first game over cross-state rival Florida.

It was a red-letter day for Seminoles as the team dominated every phase of play and unanimously accepted a Gator Bowl invitation following the victory.

Steve Tensi riddled Florida's pass defense—first in the nation at the time—for 190 yards on 11 completions in 22 attempts.

Don Floyd was his favorite receiver with seven receptions for 85 yards. Fred Biletnikoff caught two for 78 yards, one a back-breaking 55-yard touchdown pass in the second quarter.

Heroes were numerous, not the least of which was Les Murdock who kicked field goals of 24, 36 and 40 yards to ice the game for the Seminoles.

Wayne Giardino and Phil Spooner gained 72 and 71 yards respectively. Each totaled more than the entire Gator effort on the ground.

Jack Shinholser's play in the middle of the line was so outstanding he was named "Lineman of the Week" by the Associated Press.

Dick Hermann played the greatest game of his career, making 13 tackles and assisting of six others.

The Seminoles made 15 first downs to eight for Florida and outgained the Gators 332 to 244.

Florida's touchdown came in the fourth quarter on a six-yard run by Jack Harper and made the score 13-7.

The Gators' onside kick was recovered by guard Larry Williamson at the Florida 49. A Tensi pass to Floyd good for 27 yards set up Murdock's final field goal—a 40-yard kick into the wind with 6:42 remaining.

1949

**Florida State 34
Tampa 7**

(From Tallahassee Democrat Reports)

PHILLIPS FIELD, TAMPA (Nov. 19, 1949)—Florida State climaxed a meteoric three-year ascension through the ranks of the state college football teams Friday night, by downing the University of Tampa, 34-7, then accepting a bid to play in the Fourth Annual Cigar Bowl here, Jan. 2.

In just their third season of modern-day intercollegiate football, the Seminoles are sitting in the middle of a post season classic. The official invitation was extended by Rex Farrior, chairman of the Shrine's selection committee and well known state's attorney.

Head Coach Don Veller accepted the bid. It had been cleared by the school's athletic committee and accepted by a unanimous vote of the players earlier in the week after the Tampa authorities sent an "inquiry" of availability.

The win over Tampa raised the Seminoles record to 7-1 for the season and clinched their second straight Dixie Conference crown.

The Seminoles broke the game open with three second period touchdowns, then salted the big victory away with two more scores in the fourth stanza. The running of fleet footed Red Parrish and the passing of Buddy Strauss and Dick Peterson set up or scored four of the five Seminole touchdowns.

Parrish picked up 101 yards on 13 carries, scoring one TD on a 20 yard run and setting up a second on a 23-yard scamper to the two yard line.

Strauss completed four passes for 131 yards, one of them a 69-yard scoring strike to Norman Eubanks and another for 28 yards to set up a second score.

Bill Dawkins and Dub Kendrick paced the Seminoles' forward wall. Ted Hewitt and Ralph Chaudron sparked the secondary. Chaudron alone stole three Tampa passes.

Florida State

Houston

Offense

WR	86	Roger Overby
	80	Joe Thomas
LT	69	Bruce Harrison
	50	Bill Sawyer
LG	64	Jeff Gardner
	79	Tony Falvo
C	72	Smokey Ragins
	52	Gino Bennie
RG	62	Bob Jones
	61	Wade Johnson
RT	65	Billy McPhillips
	60	Mike Kissner
TE	21	Joe Goldsmith
	81	Ed Beckman
QB	12	Steve Mathieson
	17	Ron Coppess
RB	35	Leon Bright
	30	Jeff Leggett
RB	44	Larry Key
	29	Fred Miller
WR	20	Mike Shumann
	11	Jim Everett

Defense

LE	83	Detroit Reynolds
	87	Rudy Maloy
LT	75	Doug Dane
	91	Nat Henderson
LB	56	John Murphy
	53	Brian Schmidt
NG	63	Jon Thames
	49	Brooks Burroughs
LB	90	Bert Cooper
	59	Scott Meseroll
RT	78	Greg Johnson
	77	Len Harvey
RE	73	Randy Coffield
	85	Dave Porter
LC	46	Lee Nelson
	23	Chris Griffin
RC	40	Bobby Jackson
	39	Jeff Ridings
SS	24	Andy Stockton
	51	Aaron Carter
FS	42	Joe Camps
	41	Phil Cahoon

Punts — 3 Joe Downey; **Kickoffs and Placements** — 1 Ahmet Askin

Offense

SE	23	Bryan Williamson
	41	Eddie Foster
LT	73	Don McIntosh
	58	Mike Spradlin
LG	68	Val Belcher
	72	Charles McKinney
C	55	Bert Schupp
	51	Mike Rinehart
RG	69	Max Vater
	77	Everett Little
RT	71	David Brooks
	56	Mike Ilaoa
TE	16	Marty Watts
	86	Miller Bassler
	84	Don Bass
QB	1	Bubba McGallion
	10	David Husmann
RB	13	Marshall Johnson
	27	Reggie Cherry
FB	44	John Housman
	21	Donnie McGraw
FL	6	Frank Scalise
	3	Robert Lavergne

Defense

LE	64	Larry Keller
	8	Guy Brown
LT	78	Wilson Whitley
	74	Mickey Colquitt
LLB	59	Harold Evans
	85	Paul Morrison
MLB	57	Paul Humphreys
	60	Gerald Hill
RLB	2	Bubba Broussard
	76	Willis Williams
RT	75	Lee Canalito
	60	Gerald Hill
RE	83	Mack Mitchell
	60	Gerald Hill
LC	34	Todd Williamson
	40	Roger Mayes
RC	35	Larry Houston
	24	Robert Giblin
SS	39	Mark Mohr
	36	Mike Woolridge
FS	49	Gary Drake
	17	Joe Rust

Punts — 12 Ken Pridgeon; **Placements** — 90 Lennard Coplin

OFFICIALS: Referee—Richard Burleson (SEC) Birmingham, Ala.; Umpire—Robert Knowles (SWC) Waco, Texas; Linesman—Joe Stephenson (SEC) Memphis, Tenn.; Line Judge—Horton Nesrsta (SWC) Marble Falls, Texas; Field Judge—Jime Evans (SWC) Waco, Texas; Back Judge—Edward Dudley (SEC) Atlanta, Ga.; ECO—Ned Wilford (SEC) Lakeland.

FLORIDA STATE

NO.	NAME	POS.	HT.	WT.	CLASS	HOMETOWN
1	Ahmet Askin	PK	6-2	174	Jr.	Tallahassee
3	Joe Downey	P	6-0	193	Sr.	Mobile, Ala.
12	Steve Mathieson	QB	6-4	210	So.	Rockville, Md.
14	Billy Prescott	QB	6-0	171	So.	Ft. Walton Beach
15	Garry Hallacre	P	5-11	191	So.	Cantonment
16	Jimmy Black	QB	6-0	179	So.	Merritt Island
17	Ron Coppess	QB	6-3	215	Jr.	Escondido, Calif.
18	Joe Joyner	DB	5-10	168	So.	Orlando
19	Jack Maynard	PK	6-0	175	So.	Tallahassee
20	Mike Shumann	WR	6-0	163	So.	Tallahassee
21	Joe Goldsmith	TE	6-1	180	Sr.	Lakeland
22	Bobby McKinnon	RB	6-1	175	Jr.	Lake Worth
23	Chris Griffin	DB	5-11	168	Jr.	Tampa
24	Andy Stockton	DB	6-0	176	Jr.	St. Petersburg
27	Mike Harder	WR	6-3	183	So.	Bristol, Pa.
28	Mike Davison	RB	5-11	197	Sr.	Bradenton
29	Fred Miller	RB	6-1	207	So.	Jacksonville
30	Jeff Leggett	RB	5-11	176	So.	Miami
31	Rudy Falana	WR	5-11	165	Sr.	Largo
33	Rudy Thomas	RB	5-11	193	So.	Quincy
35	Leon Bright	RB	5-9	175	Fr.	Merritt Island
36	Jim Heggins	RB	5-11	200	Fr.	Salisbury, N.C.
39	Jeff Ridings	DB	6-0	178	So.	Marietta, Ga.
40	Robert Jackson	DB	5-10	164	Fr.	Albany, Ga.
41	Phil Cahoon	DB	5-10	182	Jr.	Mobile, Ala.
42	Joe Camps	DB	6-2	186	So.	Gainesville
44	Larry Key	RB	5-9	181	Fr.	Inverness
46	Lee Nelson	DB	5-10	183	So.	Melbourne
47	Nat Terry	DB	6-0	175	Fr.	Tampa
48	Steve Vickers	DB	5-11	167	Jr.	Tampa
49	Brooks Burroughs	NG	6-0	227	Sr.	Somerset, N.J.
50	Bill Sawyer	C	6-4	228	So.	Cordele, Ga.
51	Aaron Carter	DB	5-9	180	Fr.	Gainesville
52	Gino Bennie	C	6-2	215	Fr.	Orlando
53	Brian Schmidt	LB	6-1	220	So.	Lehigh Acres
54	Garis Shaw	NG	6-2	236	So.	Clearwater
55	Milton Wilkerson	NG	6-0	230	Fr.	Dolton, Ill.
56	John Murphy	LB	5-10	210	Sr.	Albany, Ga.
57	Steve Hanks	LB	5-11	184	So.	Orlando
58	Greg Pounds	LB	6-1	206	Jr.	Daytona Beach
59	Scott Meseroll	LB	6-1	210	Sr.	Piscataway, N.J.
60	Mike Kissner	OG	6-2	239	So.	Delray Beach
61	Wade Johnson	OG	6-2	213	So.	Valdosta, Ga.
62	Bob Jones	OG	6-4	233	Sr.	Lighthouse Point
63	Jon Thames	NG	5-11	225	So.	Gainesville
64	Jeff Gardner	OG	5-11	214	Jr.	Miami
65	Billy McPhillips	OT	6-2	222	So.	Tampa
66	Curtis Harris	DT	6-3	230	Fr.	Dolton, Ill.
67	Gary Rose	DT	6-4	225	Fr.	East St. Louis, Ill.
68	Alan Risk	NG	6-2	216	So.	Miami
69	Bruce Harrison	OG	6-2	235	So.	Vero Beach
70	Vic Rivas	OT	6-2	234	So.	Miami
71	Herman Brown	OT	6-3	218	Fr.	Ft. Lauderdale
72	Smokey Ragins	OT-C	6-1	245	Jr.	Plant City
73	Randy Coffield	DE	6-3	218	Jr.	Hialeah
74	Jim Keyton	OT	6-4	240	Fr.	Thomasville, Ga.
75	Doug Dane	DT	6-5	222	So.	Ft. Lauderdale
76	Phil Jones	DT	6-2	244	So.	Miami Springs
77	Len Harvey	DT	6-4	217	So.	Tallahassee
78	Greg Johnson	DT	6-4	236	Jr.	Fruitland Park
79	Tony Falvo	OG	6-0	240	Jr.	Wexford, Pa.
80	Joe Thomas	WR	6-1	178	Sr.	Tallahassee
81	Ed Beckman	TE	6-5	210	So.	Miami
82	Mike Allen	WR	6-4	178	Sr.	Willoughby, Ohio
83	Detroit Reynolds	DE	6-1	213	So.	Tallahassee
85	Dave Porter	DE	6-3	200	So.	St. Petersburg
86	Roger Overby	WR	6-0	175	Fr.	Tampa
87	Rudy Maloy	DE	6-4	208	So.	Frostproof
88	Danny Witcher	TE	6-2	216	Fr.	Toledo, Ohio
89	John Kilmurray	DE	6-2	208	So.	Lanoka Harbor, N.J.
90	Bert Cooper	LB	6-1	236	Sr.	Tallahassee
91	Nat Henderson	DT	6-4	235	Fr.	Albany, Ga.

HOUSTON

NO.	NAME	POS.	HT.	WT.	CLASS	HOMETOWN
1	Bobby McGallion	QB	5-10	185	So.	Silsbee
2	Bubba Broussard	RLB	6-2	235	Sr.	Brookshire
3	Robert Lavergne	FLK	5-11	185	So.	Lake Charles, La.
4	Jerry Hamrick	SS	6-0	180	So.	Corpus Christi
6	Frank Scalise	FLK	6-0	170	Jr.	Houston
7	Chuck Fairbanks	QB	6-2	180	Jr.	Norman, Okla.
8	Guy Brown	DE	6-4	220	So.	Palestine
9	John Ilaoa	RCB	5-11	175	Jr.	Dallas
10	David Husmann	QB	6-2	195	Jr.	Houston
12	Kenny Pridgeon	QB	6-2	180	So.	Cypress-Fairbanks
13	Marshall Johnson	RB	6-1	195	Sr.	Jacksonville
16	Marty Watts	TE	6-3	210	Sr.	Houston
17	Joe Rust	FS	5-11	170	Jr.	Dallas
21	Donnie McGraw	FB	5-11	185	Jr.	Dallas
22	Clarence Shelmon	FB	6-0	202	Sr.	Bossier, La.
23	Bryan Willingham	SE	6-0	175	Sr.	Pasadena
24	Robert Giblin	RCB	6-2	205	Sr.	Port Neches
27	Reggie Cherry	RB	6-1	195	Sr.	Lake Helen, Fla.
34	Todd Williamson	LCB	5-11	180	Sr.	San Antonio
35	Larry Houston	FS	6-0	175	Sr.	Austin
36	Mike Wooldridge	SS	6-1	170	Jr.	Houston
39	Mark Mohr	FS	5-10	176	So.	Arlington
40	Roger Mayes	LCB	6-2	180	Sr.	Houston
41	Eddie Foster	SE	6-1	190	So.	Houston
42	Ronnie Joyce	SE	6-0	175	Sr.	Carrollton
44	John Housman	FB	6-3	205	So.	Killeen
45	Tom Staudt	FLK	6-0	195	So.	Converse
49	Gary Drake	SS	6-0	185	So.	Pt. Arthur
51	Mike Rinehart	C	6-1	185	Jr.	Yoakum
55	Bert Schupp	C	6-3	230	Sr.	Lake Jackson
56	Mike Ilaoa	LT	6-0	215	Sr.	Dallas
57	Paul Humphreys	MLB	6-2	212	So.	El Campo
58	Mike Spradlin	C	6-2	230	So.	Dallas
59	Harold Evans	LLB	6-4	215	Sr.	Aldine
60	Gerald Hill	MLB	6-1	216	Sr.	Corpus Christi
61	Buddy Stohler	RLB	6-0	200	So.	LaFeria
64	Larry Keller	DE	6-2	224	Sr.	Orange
65	Richard Henkel	DT	6-4	235	Jr.	Pensacola, Fla.
67	Larry George	OG	6-4	235	So.	Houston
68	Val Belcher	OG	6-3	240	So.	Houston
69	Max Vater	OG	6-2	242	Sr.	Houston
70	Robert Orr	OT	6-6	235	So.	Yoakum
71	David Brooks	OT	6-5	285	So.	San Angelo
72	Charles McKinney	OG	5-11	230	Sr.	Sherman
73	Don McIntosh	OT	6-3	230	Sr.	Waco
74	Mickey Colquitt	DT	6-5	235	Jr.	Lufkin
75	Lee Canalito	DT	6-4	269	So.	Houston
76	Willis Williams	RLB	6-0	215	So.	Marlin
77	Everett Little	OG	6-5	280	Jr.	Lufkin
78	Wilson Whitley	DT	6-3	285	So.	Brenham
79	Kevin Rollwage	OG	6-3	240	So.	Dallas
81	Phillip Brown	TE	6-4	215	So.	Aransas Pass
83	Mack Mitchell	DE	6-8	250	Sr.	Diboll
84	Don Bass	TE	6-2	215	Fr.	Ft. Worth
85	Paul Morrison	LLB	6-2	210	Sr.	Abilene
86	Miller Bassler	TE	6-4	215	Sr.	Somerville
90	Lennard Coplin	K	5-10	170	So.	Port Neches

IMPORTANT: Most player categories are ranked on per-game average. Thus, it's vital that you consider every player (on both teams) with any statistics in any game this season (get season player statistics from both SIDs). Then list below the code number and last name of players who have season figures but did NOT play in this game. A game played is one play—whether or not the player touches the ball. All players will be charged with a game unless you tell NCSS otherwise. If a player with first-time statistics has missed games, fill in below—after getting from his SID how many games missed.

DID NOT PLAY IN THIS GAME

Code No. Last Name Code No. Last Name Code No. Last Name Code No. Last Name Code No. Last Name Code No. Last Name Code No. Last Name

PLAYERS WITH FIRST-TIME STATISTICS WHO HAVE MISSED GAMES: Code No. Last Name No. Games Missed Code No. Last Name No. Games Missed

Player Code	PLAYER	RUSHING					PASSING					TOTAL OFFENSE		RECEIVING		INT. RETURNS		PUNTING		PUNT RETURNS		K. O. RETURNS		X Pt. Kicks		Other X Pts.		Field Goals																		
		Rushes	Gain	Loss	Net	TD's	Att.	Comp.	Int.	Yards	TD's	Conv.	Plays	Yards	Catches	Yards	TD's	No.	Yards	TD's	No.	Yards	Blkd.	No.	Yards	TD's	No.	Yards	TD's	TD's	Att.	Made	Att.	Made	Att.	Made	Points									
06	BLACK	A	5	17	12	5	0	B	15	8	0	130	1	1	C	20	135	D				F			G			H			S															
07	BRIGHT	A	16	74	12	62	0	B							C	16	62	D	3	30	0	E			F			G	1	0	0	H	2	35	0	S										
59	MILLER	A						B							C			D				E			F			G			H			S												
45	KEY	A	2	8	0	8	0	B							C	2	8	D				E			F			G			H			S												
85	THOMAS,R.	A	3	15	0	15	0	B							C	3	15	D	1	11	0	E			F			G			H			S												
19	DAVISON	A	2	3	1	2	0	B							C	2	2	D				E			F			G			H			S												
41	JACKSON, B.	A						B							C			D				E			F			G			H			S												
02	ASKIN	A						B							C			D				E			F			G			H			S												
20	DOWNEY	A						B							C			D				E			F	8	29	6	0	G			H			S										
77	SHUMANN	A						B							C			D	4	91	1	E			F			G			H			S	1			1	1			8				
30	GOLDSMITH	A						B							C			D	3	15	0	E			F			G			H			S												
84	THOMAS,J.	A						B							C			D				E			F			G			H			S												
01	ALLEN	A						B							C			D	2	32	0	E			F			G			H			S												
16	COPRESS	A	3	0	14	(-14)	0	B	10	5	2	49	0	0	C	13	35	D				E			F			G			H			S												
52	MATHIESON	A	1	0	7	(-7)	0	B	1	0	0	0	0	0	C	2	(-7)	D				E			F			G			H			S												
35	HEGGINS	A						B							C			D				E			F			G			H	1	30	0	S											
57	McKINNON	A						B							C			D				E			F			G			H	2	25	0	S											
		A						B							C			D				E			F			G			H			S												
		A						B							C			D				E			F			G			H			S												
		A						B							C			D				E			F			G			H			S												
	HOME TEAM TOTALS	A	32	117	46	71	0	B	26	13	2	179	1	1	C	58	250	D	13	179	1	E	0	0	0	F	8	296	0	G	1	0	0	H	5	90	0	S	1	0	0	1	1	0	0	8

VISITING TEAM TOTALS	80	477	11	466	3	B	12	4	0	51	0	0	C	92	517	D	4	51	0	E	2	2	0	F	5	170	0	G	1	0	0	H	2	11	0	S	3	3	2	0	0	1	2	23
----------------------	----	-----	----	-----	---	---	----	---	---	----	---	---	---	----	-----	---	---	----	---	---	---	---	---	---	---	-----	---	---	---	---	---	---	---	----	---	---	---	---	---	---	---	---	---	----

SCORE BY QUARTERS	1st	2nd	3rd	4th	Total
FLORIDA STATE	0	0	0	8	8
HOUSTON	0	7	6	10	23

Time of Game: Kickoff 7:30 P.M. End of Game 9:55 P.M. Total Elapsed Time 2 hrs 25 min.
(Including intermission)

Weather Conditions 48° CLEAR

SCORING SUMMARY

List all scoring plays in sequence. "Time left" means time remaining in the quarter. Under "play," to save you time, please use only: Rush, Pass, INT, PR, KOR, FUM, FG or SAF (instead of writing out interception, punt, kickoff and fumble returns, field goal or safety).

On pass play, list passer first, then receiver and combined yardage of pass and

run. All plays are measured from the line of scrimmage except field-goal attempts--from the point of kick to the goal posts (goal line plus 10 yards).

After each touchdown, please continue on the same line and under "FOR EXTRA POINTS ONLY" check (✓) type of PAT (kick, pass or run) and whether good (G) or no good (NG).

Team	Qtr.	Time Left	Play	Player(s)
HOUSTON	2	6:43	RUN	CHERRY
HOUSTON	3	8:31	RUN	HOUSMAN
HOUSTON	4	13:17	KICK	COPLIN
HOUSTON	4	2:59	RUN	CHERRY
FLORIDA STATE	4	:57	PASS	BLACK TO SHUMAN

Yards	FOR EXTRA POINTS ONLY	Player(s)	K	P	R	G	NG
4	PAT	COPLIN	✓			✓	
1	PAT	COPLIN	✓				✓
25	PAT						
3	PAT	COPLIN	✓			✓	
15	PAT	BLACK TO SHUMANN		✓		✓	
	PAT						
	PAT						
	PAT						
	PAT						
	PAT						
	PAT						
	PAT						
	PAT						
	PAT						
	PAT						

NON-SCORING LONG PLAYS (70 yards or more, including punts)			
Team	Play	Player(s)	Yards

MISSED FIELD GOAL ATTEMPTS		
List all missed field goal attempts by both teams. Number listed below should agree with total misses on the front of this form under Field Goals.		
Team	Player	Yards
HOUSTON	COPLIN	43

IMPORTANT: Most player categories are ranked on per-game average. Thus, it's vital that you consider every player (on both teams) with any statistics in any game this season (get season player statistics from both SIDs). Then list below the code number and last name of players who have season figures but did NOT play in this game. A game played is one play—whether or not the player touches the ball. All players will be charged with a game unless you tell NCSS otherwise. If a player with first-time statistics has missed games, fill in below—after getting from his SID how many games missed.

DID NOT PLAY IN THIS GAME

Code No.	Last Name	Code No.	Last Name	Code No.	Last Name	Code No.	Last Name	Code No.	Last Name	Code No.	Last Name	Code No.	Last Name	
	BRILES		JOHNSON, J	48	JEFFERSON	33	GIBLIN	72	RUST					
PLAYERS WITH FIRST-TIME STATISTICS WHO HAVE MISSED GAMES:														
Code No.	Last Name	No. Games Missed	Code No.	Last Name	No. Games Missed	Code No.	Last Name	No. Games Missed	Code No.	Last Name	No. Games Missed	Code No.	Last Name	No. Games Missed

Player Code	PLAYER	RUSHING					PASSING					TOTAL OFFENSE		RECEIVING			INT. RETURNS			PUNTING			PUNT RETURNS			K. O. RETURNS			X Pt. Kicks		Other X Pts.		Field Goals				
		Rushes	Gain	Loss	Net	TD's	Att.	Comp.	Int.	Yards	TD's	Conv.	Plays	Yards	Catches	Yards	TD's	No.	Yards	TD's	No.	Yards	Blkd.	No.	Yards	TD's	No.	Yards	TD's	TD's	Att.	Made	Att.	Made	Att.	Made	Points
56	McGALLION	A 13	101	8	93	0	B 7	2	0	14	0	0	C 20	107	D		E		F		G		H		S												
50	JOHNSON, M	A 6	29	0	29	0	B						C 6	29	D		E		F		G		H		S												
41	HOSMAN	A 29	160	1	159	1	B						C 29	154	D		E		F		G		H		S 1											6	
54	LAVERGNE	A					B						C		D		E		F		G 1 11 0		H 1	11	0	S											
77	SCALISE	A					B						C		D 2	28	0	E		F		G		H		S											
44	HUSMANN	A					B 5	2	0	37	0	0	C 5	37	D		E		F		G		H		S												
69	PRIDGEON	A					B						C		D		E		F 5	17	0	G		H		S											
14	COPLIN	A					B						C		D		E		F		G		H		S		3	2					1	1	5		
13	CHERRY	A 26	172	2	170	2	B						C 26	170	D		E		F		G		H		S 2											12	
	BASS	A					B						C		D 1	22	0	E		F		G		H		S											
57	McGRAW	A 1	2	0	2	0	B						C 1	2	D		E		F		G		H		S												
94	WILLINGHAM	A					B						C		D 1	1	0	E		F		G		H		S											
93	WILLIAMSON	A					B						C		D		E		F		G 1	0	0	H		S											
30	DRAKE	A					B						C		D		E 1	0	0	F		G		H		S											
78	SHELMON	A 2	5	0	5	0	B						C 2	5	D		E		F		G		H		S												
	LYNCH	A 2	3	0	3	0	B						C 2	3	D		E		F		G		H		S												
23	EVANS	A 2					B						C		D		E 1	2	0	F		G		H		S											
89	WATTS	A					B						C		D		E		F		G 1 0 0		H 1 11 0		S												
	KING	A 1	5	0	5	0	B						C 1	5	D		E		F		G		H		S												
		A					B						C		D		E		F		G		H		S												
	VISITING TEAM TOTALS	A 80	477	11	466	3	B 12	4	0	51	0	0	C 92	517	D 4	51	0	E 2	2	0	F 5	170	0	G 1	0	0	H 2	11	0	S 3	3	2	0	0	1	2	23

Home team FLORIDA STATE First Downs: (Rush) 4 (Pass) 9 (Pen.) 1 Total 14 Penalties Against: (No.) 3 (Yards) 23 Own Fumbles: (No.) 4 (Lost) 1

HOME TEAM TOTALS	A	32	117	46	71	0	B	26	13	2	179	1	1	C	58	250	D	13	179	1	E	0	0	0	F	8	296	0	G	1	0	0	H	5	90	0	S	1	0	0	1	1	0	0	8
------------------	---	----	-----	----	----	---	---	----	----	---	-----	---	---	---	----	-----	---	----	-----	---	---	---	---	---	---	---	-----	---	---	---	---	---	---	---	----	---	---	---	---	---	---	---	---	---	---

Date Nov. 23, 1974 Game Site TALLAHASSEE, FLA. Official Attendance 18,195

(TEAR HERE)

DID NOT PLAY IN THIS GAME

(TEAR HERE)

Code No. Last Name Code No. Last Name Code No. Last Name Code No. Last Name Code No. Last Name Code No. Last Name Code No. Last Name

48 JEFFERSON

PLAYERS WITH FIRST-TIME STATISTICS WHO HAVE MISSED GAMES: Code No. Last Name No. Games Missed Code No. Last Name No. Games Missed

XXXXXXXX

TEAM CODE 521 Visiting Team HOUSTON First Downs: (Rush) 25 (Pass) 2 (Pen.) 2 Total 29 Penalties Against: (No.) 3 (Yards) 28 Own Fumbles: (No.) 3 (Lost) 2

PLAYER CODE	PLAYER	(A) RUSHING					(B) PASSING					(C) TOTAL OFFENSE		(D) RECEIVING			(G) PUNT RETURNS			(H) KO RETURNS			(S) X Pt. Kicks		Other X Pts.		Field Goals		Points		
		Rushes	Gain	Loss	Net	TD	Att.	Comp.	Int.	Yards	TD	Conv.	Plays	Yards	Catches	Yards	TD	No.	Yards	TD	No.	Yards	TD	TD	Att.	Made	Att.	Made		Att.	Made
56	M ^c GALLION	13	101	8	93	0	7	2	0	14	0	0	20	107																	
50	JOHNSON, M.	6	29	0	29	0							6	29																	
41	HOUSMAN	29	160	1	159	1							29	159									1								6
54	LAVERGNE																			1	11	0									
77	SCALISE														2	28	0														
44	HUSMANN						5	2	0	37	0	0	5	37																	
14	COPLIN																							3	2				1	1	5
13	CHERRY	26	172	2	170	2							26	170									2								12
	BASS														1	22	0														
57	M ^c GRAW	1	2	0	2	0							1	2																	
94	WILLINGHAM														1	1	0														
93	WILLIAMSON																	1	0	0											
20	DRAKE																														
78	SHELMON	2	5	0	5	0							2	5																	
	LYNCH	2	3	0	3	0							2	3																	
	KING	1	5	0	5	0							1	5																	

(E) INTERCEPTION RETURNS

Code No.	Player	No.	Yards	TD	Code No.	Player	No.	Yards	TD	Code No.	Player	No.	Yards	TD	Code No.	Player	No.	Yards	TD
20	DRAKE	1	0	0	23	EVANS	1	2	0	-	-	-	-	-	-	-	-	-	-
Code No.	Player	No.	Yards	TD	Code No.	Player	No.	Yards	TD	Code No.	Player	No.	Yards	TD	Code No.	Player	No.	Yards	TD
-	-	-	-	-	-	-	-	-	-	-	-	-	-	-	-	-	-	-	-

(F) PUNTS

				(P) PUNTS											
Code No.	Player	No.	Yards	Code No.	Player	No.	Yards	Code No.	Player	No.	Yards	Code No.	Player	No.	Yards
69	PRIDGEON	5	170	-	-	-	-	-	-	-	-	98	"Team" Blocked Punt	-	-

VISITING TEAM TOTALS

(A) RUSHING					(B) PASSING						(C) TOTAL OFFENSE		(D) RECEIVING			(E) INT. RETURNS			(F) PUNTS			(G) PUNT RETURNS			(H) KO RETURNS			(S) X Pt. Kicks		Other X Pts.		Field Goals				
Rushes	Gain	Loss	Net	TD	Att.	Comp.	Int.	Yards	TD	Conv.	Plays	Yards	Catches	Yards	TD	No.	Yards	TD	No.	Yards	Blkd	No.,	Yards	TD	No.	Yards	TD	TD	Att.	Made	Att.	Made	Att.	Made	SAF	Points
80	477	11	466	3	12	4	0	51	0	0	92	517	4	51	0	2	2	0	5	170	0	1	0	0	2	11	0	3	3	3	0	0	1	1	0	23

HOME TEAM TOTALS

TEAM CODE 251 Home Team FLORIDA STATE First Downs: (Rush) 4 (Pass) 9 (Pen.) 1 Total 14 Penalties Against: (No.) 3 (Yards) 23 Own Fumbles: (No.) 4 (Lost) 1

(A)					(B)					(C)		(D)			(E)			(F)			(G)			(H)			(S)							
32	117	46	71	0	26	13	2	179	1	1	58	250	13	179	1	0	0	8	246	0	1	0	0	5	90	0	1	0	0	1	1	0	0	8

Date 11-23-74 Game Site TALLAHASSEE, FLA. Official Attendance 18,195

NCSS Form No. 347 B

Copyright, 1974 National Collegiate Sports Services, 420 Lexington Avenue, New York, N.Y. 10017

(TEAR HERE)

DID NOT PLAY IN THIS GAME

(TEAR HERE)

Code No. Last Name Code No. Last Name Code No. Last Name Code No. Last Name Code No. Last Name Code No. Last Name Code No. Last Name

PLAYERS WITH FIRST-TIME STATISTICS WHO HAVE MISSED GAMES:

XXXXXXXXX
Code No. Last Name No. Games Missed Code No. Last Name No. Games Missed

TEAM CODE 251 Home Team FLORIDA STATE First Downs: (Rush) 4 (Pass) 9 (Pen.) 1 Total 14 Penalties Against: (No.) 3 (Yards) 23 Own Fumbles: (No.) 4 (Lost) 1

PLAYER CODE	PLAYER	(A) RUSHING					(B) PASSING					(C) TOTAL OFFENSE		(D) RECEIVING			(G) PUNT RETURNS			(H) KO RETURNS			(S) TD	X Pt. Kicks		Other X Pts.		Field Goals		Points
		Rushes	Gain	Loss	Net	TD	Att.	Comp.	Int.	Yards	TD	Conv.	Plays	Yards	Catches	Yards	TD	No.	Yards	TD	No.	Yards	TD	Att.	Made	Att.	Made	Att.	Made	
06	BLACK, J. ✓	5	17	12	5	0	15	8	0	130	1	1	20	135																
07	BRIGHT, L. ✓	16	74	12	62	0							16	62	3	30	0	1	0	0	2	35	0							
59	MILLER, F.																													
45	KEY, L.	2	8	0	8	0							2	8																
85	THOMAS, R. ✓	3	15	0	15	0							3	15	1	11	0													
19	DAVISON ✓	2	3	1	2	0							2	2																
01	ALLEN ✓														2	32	0													
16	COPPESS	3	0	14	(-14)	0	10	5	2	49	0	0	13	35																
52	MATHIESON	1	0	7	(-7)	0	1	0	0	0	0	0	2	(-7)																
41	JACKSON, B.																													
02	ASKIN																													
77	SHUMANN ✓														4	91	1					1			1	1				8
30	GOLDSMITH ✓														3	15	0													
84	THOMAS, J.																													
35	HEGGINS																			1	30	0								
57	McKINNON																			2	25	0								

(E) INTERCEPTION RETURNS

Code No.	Player	No.	Yards	TD	Code No.	Player	No.	Yards	TD	Code No.	Player	No.	Yards	TD	Code No.	Player	No.	Yards	TD
-	-	-	-	-	-	-	-	-	-	-	-	-	-	-	-	-	-	-	-
Code No.	Player	No.	Yards	TD	Code No.	Player	No.	Yards	TD	Code No.	Player	No.	Yards	TD	Code No.	Player	No.	Yards	TD
-	-	-	-	-	-	-	-	-	-	-	-	-	-	-	-	-	-	-	-

(F) PUNTS

Code No.	Player	No.	Yards	Code No.	Player	No.	Yards	Code No.	Player	No.	Yards	Code No.	Player	No.	Yards
20	Downey	8	296	-	-	-	-	-	-	-	-	-	-	-	-
98 "Team" Blocked Punt														-	-

HOME TEAM TOTALS

(A) RUSHING					(B) PASSING							(C) TOTAL OFFENSE		(D) RECEIVING			(E) INT. RETURNS			(F) PUNTS			(G) PUNT RETURNS			(H) KO RETURNS			(S)	X Pt. Kicks		Other X Pts.		Field Goals			
Rushes	Gain	Loss	Net	TD	Att.	Comp.	Int.	Yards	TD	Conv.	Plays	Yards	Catches	Yards	TD	No.	Yards	TD	No.	Yards	Blkd.	No.	Yards	TD	No.	Yards	TD	TD	Att.	Made	Att.	Made	Att.	Made	SAF	Points	
32	117	46	71	0	26	13	2	179	1	1	58	250	13	179	1	0	0	0	8	296	0	1	0	0	5	90	0	1	0	0	1	1	0	0	0	0	8

VISITING TEAM TOTALS

TEAM CODE 521		Visiting Team HOUSTON		First Downs: (Rush) 25 (Pass) 2 (Pen.) 2 Total 29										Penalties Against: (No.) 3 (Yards) 28		Own Fumbles: (No.) 3 (Lost) 2																													
(A)	80	477	11	466	3	(B)	12	4	0	51	0	0	(C)	92	517	(D)	4	51	0	(E)	2	2	0	(F)	5	170	0	(G)	1	0	0	(H)	2	11	0	(S)	3	3	2	0	0	1	1	0	23