

OKLAHOMA STATE

VS.


FLORIDA STATE

OCT. 1, 1977




\$1


Meet the Seminoles




KURT UNGLAUB
Wide Receiver




MIKE STEWART
Linebacker




MARK MESEROLL
Offensive Tackle




WADE JOHNSON
Offensive Guard




ROGER OVERBY
Wide Receiver




MIKE BARNES
Wide Receiver



NAT TERRY
Weak Safety



WILLIE JONES
Defensive End




AARON CARTER
Linebacker




IVORY JOE HUNTER
Defensive Back




BOBBY BOWDEN
Head Football Coach




TOM RUSHING
Offensive Tackle



CLYDE WALKER
Quarterback




WALLY WOODHAM
Quarterback



CHIP SANDERS
Running Back




ABE SMITH
Noseguard




BOBBY JACKSON
Defensive Back


Meet the Seminoles




MIKE KINCAID
Defensive Back



DAVE CAPPELEN
Kicker




BILL DULEY
Punter




ROBERT THOMPSON
Noseguard




MARK LYLES
Fullback



LARRY KEY
Running Back



JACKIE FLOWERS
Wide Receiver



WALTER CARTER
Defensive Tackle




JIMMY HEGGINS
Linebacker



PAUL PHILLIPPY
Defensive Tackle




JOHN BRIDGERS
Athletic Director




ERNIE WASHINGTON
Running Back



GARY ROSE
Offensive Tackle




SCOTT WARREN
Defensive End



DOUG DANE
Offensive Tackle



GATOR CHERRY
Fullback



BRENT BROCK
Offensive Guard

Codm. No.	Long Name
-----------	-----------

— 830 — 中國經濟學 卷之三

Copyright 1977 NCAA Statistics Service, Box 1968, Shawnee Mission, Kansas 66225

Fraser, E. A. and J. M. Brown

Case No. _____ Last Name _____

500. Common Address

Correspondence: J. van Boven, Department of Psychology, University of Amsterdam, 1018 CA Amsterdam, The Netherlands. E-mail: j.vanboven@psych.uva.nl

doi:10.1017/S0022292412001619

(15) INTERCEPTION RETURNS

IF PLANTS

BLOCKED PRINT

HOME TEAM TOTALS

VISITING TEAM TOTALS

NCAA Form No. TC-A
Copyright 1977 NCAA Statistics Service, Box 1906, Shawnee Mission, Kansas 66202

OKLAHOMA STATE VS. FLORIDA STATE
SCORING SUMMARY
Oct. 1, 1977

<u>TIME</u>	<u>OSU</u>	<u>FSU</u>	<u>HOW SCORED</u>
			<u>first quarter</u>
12:01	3		Ankersen 27 yd field goal. (17 yds in 4 plays)
6:33	9 10		Miller 17 run. (61 yds in 6 plays) Ankersen kick.
			<u>second quarter</u>
1:22		3	Cappelen 36 yd field goal. (53 yards in 7 plays)
			<u>third quarter</u>
11:43	16 17		Miller 2 run. (80 yds in 12 plays) Ankersen kick.
9:26		8 9	Woodham 2 run. (40 yds in 7 plays) kick failed.
			<u>fourth quarter</u>
12:43		12 15	Lyles 2 run. (56 yds in 10 plays) run failed
6:46			
6:46		18	Cappelen 30 yd field goal (
5:16		24 25	Key 22 pass from Woodham. (22 yds in 3 plays) Cappelen kick.

Score by quarters.....

Florida State	0	3	6	16	--	25
Oklahoma State	10	0	7	0	--	17

Attendance.....

46,500

WEATHER CONDITIONS: 75 degrees, winds from north, 15 mph

COIN TOSS: Florida state wins toss, elects to receive, OSU kicks & defends west goal

KICKOFF: Ankerson kicks; taken at the 8 yd line by Ramsey, returned 21 yds.

FLORIDA STATE (14:55)

1/10/F29 Key for 3 yds (Dawson, Manley)
 2/7/F32 Lyles for 3 yds (Dawson, Suda)
 3/4/F35 Key on a draw for -3 yds (Taylor, Edwards)
 4/7/F328 Duley ~~man~~ fumbles the punt (-15 yds)

OKLAHOMA STATE (13:15)

1/10/F17 Bailey for 1 yds (Warren)
 2/9/F16 Taylor for 3 yds (A. Carter, Hedins)
 2/6/F13 Miller for 3 yds (Hunter)
 4/3/F10 Ankerson ~~man~~ 27 yd. fieldgoal, good
 (12:01) 4 plays, 17 yds)

Okla. State 3, Florida 0

2nd kickoff: Ankerson kicks; taken at the 1 yd line by Ramsey, returns to the 28 yd line
 penalty clipping against Florida State, 7 yd penalty 15

FLORIDA STATE (11:55)

1/10/F8 Key at right end for 0 yds (Suda)
 2/10/F8 Key at left end for 15 yds (Edwards) FD
 1/10/F23 Key on draw for 1 yds (Taylor)
 2/9/F24 Lyles for 1 yd (Dawson)
 3/8/F25 Jordon pass left ot Key complete for 5 yds (Edwards)
 4/3/F30 Duley punts out of bounds at the 39 yd line, 39 yd punt
 31

OKLAHOMA STATE (9:03)

1/10/039 Miller for 8 yds (Kincaid)
 2/2/047 Jenkins for 4 yds, reverse, right end (A. Carter) FD
 1/10/F49 Bailey for 7 yds, right end (Hunter)
 2/3/F42 Miller for 17 yds, left end (Kincaid) FD
 1/10/F25 Taylor up middle for 8 yds (Jones)
 2/2/F17 Miller right tackle for 17 yds, FD & touchdown FD
 Ankerson PAT good
 (6:33 remaining, 61 yds, 6 plays)

Oklahoma State 10, Florida 20

3rd kickoff: Ankerson kicks; taken in endzone by Ramsey, returned 12 yds.
 nullified by OSU penalty for off sides.

3rd kickoff, 2nd try: Ankerson kicks; Ramsey takes it in endzone, returns 8 yds.

FLORIDA STATE (6:24)

1/10/F8 Jordan pass to key complete for 48 yds (Coppola) FD
 1/10/044 Lyles for 1 yds (Manley)
 2/9/043 Key for -1 yds (Manley)
 3/10/044 penalty, illegal procedure, 5 yds.
 3/15/049 Jordan pass intended for key, incomplete
 penalty, roughing the passer against OSU, 15 yds
 2/11/044 Key for 17 yds (Coppola) FD
 017 Ramsey for 3 yds (Suda)
 011 pass complete, -2 yds (Edwards)

first quarter continued

3/9/016 Jordan pass intercepted in endzone by Coppola for touchback, ball out at the 20.

OKLA. STATE (3:19)

1/10/020 Bailey for 30 yds (Kincaid) FD
1/10/50 Miller for 1 yds (Jones)
2/9/F49 ~~Orange~~ Derrick 1 yd, fumble, recovered by Warren, florida

FLORIDA STATE (2:24)

1/10/F48 Jordan pass to Lazzarro incomplete (PUB J. Corker)
2/10/F48 Lyles for 4 yds (J. Corker)
3/6/048 Jordan back to pass, -5 yds, sacked by Butler
4/11/F47 Duley punt for 27 yds, out of bounds at 026

OKLA. STATE (1:07)

1/10/026 Miller for 4 yds (Simmons)
2/6/030 Miller up middle for 3 yds (L. Richardson)
3/3/033 Derrick on keep, left end for 0 yds (A. Carter)

2nd quarter

2nd quarter

2nd quarter

OKLA. STATE (15:00)

4/3/033 Hanna punts 32 yds, fair catch by Jackson at the 35 yd line.

FLORIDA STATE (14:54)

1/10/F35 Jordan pass intended for Shumann, incomplete
penalty, illegal procedure against Florida, play nullified by 5 yds.
1/16/F30 Jordan pass complete to Lyles for 7 yds (J. Corker)
2/8/F37 Key on draw for 14 yds/penalties offset, play nullified
2/8/F37 Key up middle for 1 yds (J. Corker)=
3/7/F38 Jordan pass intended for Lazzarro incomplete
4/7/F38 Duley punts 32 yds; fair catch by Johnson at 30

OKLA. STATE (13:34)

1/10/030 Miller for 3 yds (Hunter)
2/7/033 Taylor at left end for 2 yds (Terry)
3/5/035 Derrick for 8 yds at right end (Jackson) FD
1/10/043 Derrick for 2 yds at right end (W. Carter)
2/8/045 Taylor for 1 yds (Simmons)
3/7/046 Miller for 4 yds (Higgins)
4/3/50 Hanna punts 40 yds; Terry returns 1 yd to 11 yd line

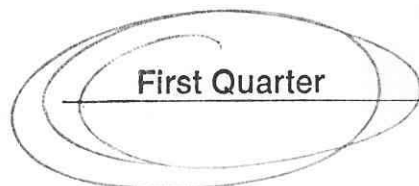
FLORIDA STATE (10:02)

1/10/F11 Key for 2 yds (Dawson)
penalty nullified play, Holding, Florida State, 6 yd penalty
1/16/F5 Key for 2 yds (Lester)
2/14/F7 Key for 11 yds (Suda)
3/3/F18 Jordan at left end for 6 yds (J. Corker) FD
1/10/F24 Ramsey on draw for 3 yds (Suda)
2/7/F27 Jordan pass complete to Lazzaro for 5 yds
3/2/F32 Jordan pass intended for Overby, incomplete
4/2/F32 Duley punts 38 yds ; taken by Johnson at 30, returned 4 yds
penalty, Okla. State, nullifies play, 15 yds

FD
by penalty

National Collegiate Athletic Association

QUICKIE STATISTICS



First Quarter

Half

Third Quarter

Final

(Circle One)

TEAM

	<u>FLORIDA STATE</u> Visitors	<u>OKLA STATE</u> Home Team
Score.....	0	10
First Downs.....	3	4
Rushes—Yardage (Net)	13-24	15-107
Passing Yardage (Net)	51	0
*Return Yardage (Net).....	0	0
Passes—Att.-Comp.-Int.	5-3-1	0-0-0
Total Offense—Yards	18-75	15-107
Punts (Number-Average)	2-24-0	0-0-0
Fumbles—Lost	1-0	1-1
Penalties—Yards.....	2-12	2-20

*Return of Punts, Intercepted Passes and Fumbles (not kickoffs).

INDIVIDUAL LEADERS

<u>FLORIDA STATE</u> Visitors					<u>OKLA STATE</u> Home Team				
Rushing	Att.	Net Yards	TD	Long	Rushing	Att.	Net Yards	TD	Long
KEY	7	32	0	17	MILLER	7	53	1	17
LYLES	4	9	0	4	S. TAYLOR	2	11	0	8
					BAILEY	3	38	0	30
Passing	Att.-Comp.-Int.	Yds.	TD		Passing	Att.-Comp.-Int.	Yds.	TD	
JORDAN	5-3-1	51	0						
Pass Receiving	No.	Yards	TD	Long	Pass Receiving	No.	Yards	TD	Long
KEY	2	53	0	46					
Punting	No.	Avg.	Long		Punting	No.	Avg.	Long	
DULEY									

2nd quarter continued

FLORIDA STATE

1/10/F47 Jordan pass to Ramsey complete for 8 yds (Johnson)
2/2/045 Ramsey for 4 yds (Robinson)
1/10/041 Ramsey for -3 yds
2/13/044 Jordan for 8 yds (Lester)
3/5/036 Jordan pass incomplete, PBU ~~Butler~~ Corker
4/5/036 Capece fieldgoal attempt just short

FD

OKLA. STATE (4:35)

1/10/020 Miller for 2 yds (W. Carter)
2/8/022 Orange for -2 yds (Hunter)
3/10/020 Derrick pass knocked down by Richardson
4/10/020 Hanna punts 43 yds, taken by Terry 10 yds

FLORIDA STATE (3:13)

1/10/F47 Key for -2 yds (Butler)
2/12/F45 Lyles for 3 yds (J. Corker)
3/9/F48 Woodham pass to Shumann complete for 21 yds
1/10/021 Key for 2 yds (Edwards)
2/8/019 Woodham pass intended for Lazzaro, incomplete
3/8/019 Woodham pass intended for Lazzaro, incomplete
4/8/019 Cappelen fieldgoal good, 36 yds.
(1:22 remaining, 7 plays, 53 yds)

Okla. State 10, Florida 3

3

4th kickoff: Capece kickoff; downed in endzone

OKLA. STATE (1:22)

1/10/020 Miller for 2 yds (Jones)
2/8/022 Miller for 21 yds (Terry)
1/10/043 Derrick for -1 yds (A. Carter)
2/11/042 Derrick pass complete to Miller for 2 yds (Heggins)
3/9/044 Derrick pass intended for Williams, incomplete
4/9/044 Hanna punts 53 yds; down at the 3 yd line

FD

end of half

end of half

end of half

Okla. State 10, Florida 3

National Collegiate Athletic Association

QUICKIE STATISTICS

First Quarter

Half

Third Quarter

Final

(Circle One)

TEAM

	FLORIDA ST. Visitors	OKLA. ST. Home Team
Score.....	3	10
First Downs.....	7 7	6 6
Rushes—Yardage (Net).....	24 - 59	26 - 149
Passing Yardage (Net).....	102 102	2
*Return Yardage (Net).....	11	0
Passes—Att.—Comp.—Int.....	14 - 7 - 1	3 - 1 - 0
Total Offense—Yards.....	161	151
Punts (Number—Average).....	3 - 30 - 0	4 - 42 - 0
Fumbles—Lost.....	1 - 0	1 - 1 - 1
Penalties—Yards.....	4 - 23	3 - 35

*Return of Punts, Intercepted Passes and Fumbles (not kickoffs).

INDIVIDUAL LEADERS

FLORIDA STATE Visitors					OKLA STATE Home Team				
Rushing	Att.	Net Yards	TD	Long	Rushing	Att.	Net Yards	TD	Long
KEY	12	46	0	17	MILLER	12	85	1	21
LYLES	5	12	0	4	BAINEY	3	38	0	30
					S-TAYLOR	4	14	0	8
Passing	Att.—Comp.—Int.	Yds.	TD		Passing	Att.—Comp.—Int.	Yds.	TD	
JORDAN	11-6-1	71	0		DERRICK	3-1-0	2	0	
WOODHAM	3-1-0	31	0						
Pass Receiving	No.	Yards	TD	Long	Pass Receiving	No.	Yards	TD	Long
KEY	2	53	0	48					
RAMSEY	2	6	0	6					
SCHUMANN	1	31	0	31					
Punting	No.	Avg.	Long		Punting	No.	Avg.	Long	
DULEY	3	30	32		HANNA	4	42.0	53	

OPTION: Florida state will kickoff; OSU receives, will defend west goal.

KICKOFF: Capece kickoff; down in endzone.

OKLA. STATE (15:00)

1/10/020	Miller for 4 yds (Terry)	
2/6/024	Miller pass intended for Bain, incomplete	
3/6/024	Taylor for 1 yd (W. Carter)	
	penalty nullifies play, 5 yds, offsides Florida	
3/1/029	Derrick for 4 yds. (A. Carter)	FD
1/10/033	Miller for 12 yds (Terry, L. Richardson)	
	penalty 15 yds, holding OSU, nullifies play	
1/13/030	Derrick pass incomplete, xxxx	
2/13/030	Derrick for 14 yds (Bonasorte)	FD
1/10/044	Miller for 0 yds (
2/10/044	Derrick pass intended for Jenkins, incomplete	
	penalty pass interference Florida, 21 yds.	FD
		by penalty
1/10/035	Derrick pitchout to Miller for 14 yds (Kincaid)	FD
1/10/021	Miller for 6 yds (Bonasorte)	
2/4/F15	Miller for 12 yds (Bonasorte)	FD
xxxxxx		
1/G/F3	Derrick for 1 yds (A. Carter)	
2/G/F2	Miller for 2 yds. and touchdown	
	Ankerson PAT good	
	(11:43 remaining; 7 plays, 56 yds)	
	12 80	

Okla State 17, Florida 3

6th kickoff: Ankerson kickoff; taken by Key at goalline, returned 60 yds.

FLORIDA STATE (11:34)

1/10/040	Woodham kpass intended for Shumann, incomplete	
2/10/040	Lyles for 3 yds on draw, (Suda)	
3/7/037	Woodham pass complete to Overby for 16 yds (Suda)	FD
1/10/021	Key for 9 yds (Coppola)	
2/1/012	Key for 8 yds (Edwards)	
	penalty offsides OSU, declined	FD
1/G/04	Key on draw for 2 yds (Edwards)	
2/G/02	Woodham for 2 yds and touchdown	
	Cappelen PAT no good	
	(remaining 9:26, 7 plays, 40 yards)	

Okla. State 17, Florida 9

7th kickoff: ~~Cappelen~~ Capece kickoff; taken at goalline by Taylor returns 25 yds.
0

OKLA. STATE (9:20)

1/10/025	Miller for 6 yds	
2/4/031	Derrick for 3 yds (Simmons)	
3/1/034	Miller for 11 yds, fumbles & recovers (Terry)	FD
1/10/045	Miller for 17 yds (Kincaid)	FD
1/10/F38	Taylor for 0 yds (Simmons)	
2/10/F38	Miller for -3 yds (Simmons)	

3rd quarter continued

OKLA. STATE

3/13/F41

Taylor for 9 yds (Warren)

4/4/F32

Miller for -1 yds (Kincaid)
penalty, clipping OSU, declined

FLORIDA (5:55)

1/10/F33

Key for 4 yds (Butler)

2/6/F37

Key for 1 yds (Dawson)

penalty, Offsides OSU, play nullified, 5 yds.

2/1/F42

penalty, illegal procedure Florida 5 yds

2/6/F37

Woodham pass complete to Lyles for 14 yds (Edwards)

FD

1/10/049

Key for 13 yds (Johnson)

FD

1/10/036

Key for 1 yds (Avanzini)

2/9/035

Ramsey reverse for -6 yds (Avanzini)

3/15/041

Woodham pass intended for Overby, incomplete

4/15/041

Duley punts 41 yds; down in endzone

OKLAHOMA STATE (2:43)

1/10/020

Taylor for 0 yds (Simmons)

2/10/020

Miller for -1 yds (Simmons)

3/11/019

Stephenson for -1 yds (A. Carter)

4/12/018

Hanna punts 50 yds; taken by Terry at the 38 yd line
returned 6 yds.

FLORIDA STATE (0:38)

1/10/F44

Woodham pass incomplete, intended for Key

2/10/F44

Woodham pass intended for Lyles, incomplete (PBU Manley)

3/10/F44

Woodham pass complete to King for 11 yds

FD

1/10/045

Key for 0 yds (Taylor)

~~2/10/045x~~

end of 3rd quarter

FLORIDA STATE (15:00)

2/10/045

Woodham pass incomplete, (PBU Butler)

3/10/045

Woodham pass complete to Overby for 24 yds (Suda)

FD

1/10/021

Woodham pass complete to Kind for 8 yds (Lester)

2/2/013

Lyles for 3 yds (Manley)

FD

1/10/010

Key for 8 yds (Edwards)

2/2/02

Lyles for 2 yds, FD, touchdown

Key pass intended Unglaub, incomplete, penalty nullifies, 2 yds.

(12:43 remaining, 10 plays, 56 yds)

PAT 2nd try: Lyles ~~for~~ for 0 yds, penalty declined againsts Florida

8th kickoff: Capece kickoff; taken at 2 yd line by Taylor returned 11 yds

OKLA. STATE (12:38)

1/10/013

Stephenson for 3 yds (Hanks)

2/7/016

Miller for 2 yds (L. Richardson)

3/5/018

Miller for 2 yds (L. Richardson)

4/3/020

Hanna punts 32 yds; taken by Terry at the 48 fair catch

National Collegiate Athletic Association

QUICKIE STATISTICS

First Quarter

Half

Third Quarter

Final

(Circle One)

TEAM

	FLORIDA STATE Visitors	OKLA. STATE Home Team
Score.....	9	17
First Downs.....	12	13
Rushes—Yardage (Net)	36-96	46-247
Passing Yardage (Net).....	143	2
*Return Yardage (Net).....	17	0
Passes—Att.-Comp.-Int.	21-10-1	5-1-0
Total Offense—Yards	57-239	51-249
Punts (Number-Average)	4-32.8-0	5-43.6-0
Fumbles—Lost	1-0	2-1
Penalties—Yards.....	7-54	5-55

*Return of Punts, Intercepted Passes and Fumbles (not kickoffs).

INDIVIDUAL LEADERS

FLORIDA STATE Visitors				
Rushing	Att.	Net Yards	TD	Long
KEY	20	84	0	15/17
LYLES	6	15	0	4
Passing	Att.-Comp.-Int.	Yds.	TD	
JORDAN	11-6-1	71	0	
WOODHAM	10-4-0	72	0	
Pass Receiving	No.	Yards	TD	Long
KEY	2	53	0	48
OVERBY	2	40	0	24
Punting	No.	Avg.	Long	
DULEY	4	32.8	71	

OKLA. STATE Home Team				
Rushing	Att.	Net Yards	TD	Long
HILLER	24	152	2	21
S.TAYLOR	7	23	0	9
Passing	Att.-Comp.-Int.	Yds.	TD	
DERRICK	4-1-0	2	0	
Pass Receiving	No.	Yards	TD	Long
Punting	No.	Avg.	Long	
HANNA	5	43.6	53	

4th quarter continued

Florida (10:44)

07107F48 ~~keyxxxx~~ Woodham pass complete to Lyles for 5 yds (Suda)
 2/5/047 Lyles for 24 yds (Irions) FD
 1/10/023 Lyles for 2 yds (Butler)
 2/8/021 Key on draw for 8 yds (Suda) FD
 1/10/013 Key for -1 yds (Edwards)
 2/11/014 Keys for 1 yds (Irions)
 3/10/013 Key for -1 yds (Edwards)
 4/11/014 Cappelen fieldgoal 30 yds good.

Okla. State 17, Florida 18

9th kickoff: Capece kickoff: out of bounds-5 yd penalty, illegal procedures

9th kickoff: 2nd try: Capece kickoff: taken by Jenkins on 9 yd line, returned 15 yds.

OKLA. STATE (6:42)

1/10/024 Stephenson fumbles, recovered by Terry-Florida

FLORIDA STATE (6:34)

1/10/022 Key for 1 yds (Manley)
 2/9/021 Key for 2 yds (Butler)
 3/7/019 Key for 19 yds on pass from Woodham, touchdown
 Cappelen PAT good
 (5:16 remaining, 22 yds, 3 plays)

Okla. State 17, Florida 25

10th kickoff: Capece kicks, taken by Miller at 2, returns 15 yds.

OKLA. STATE (5:10)

1/10/017 Stephenson pass intended for Taylor, incomplete
 2/10/017 Jenkins for 6 yds (Terry)
 3/4/023 Stephenson at left end for -1 (A. Carter)
 4/5/022 Hanna punts 35 yds; Taken by Terry fair catch at 43

FLORIDA STATE (3:46)

1/10/F43 ~~W~~ Key for 11 yds (Irions) FD
 1/10/046 Key for 2 yds (J. Corker)
 2/8/044 penalty, 5 yds, delay of game florida
 2/13/049 Key for 3 yds (Dawson, Taylor)
 4/10/046 Woodham pass to Lyle complete for 17 yds (Irions) FD
 1/10/029 Key for 8 yds (Butler)
 2/2/021 Key for 1 yds (Dawson, Suda)
 3/1/020 Key for 2 yds (Butler) FD
 penalty facemask OSU, 9 yds
 1/10/09 Woodham for -2 yds
 2/10/091 Woodham for -3 yds
 3/10/014 ~~Woodham~~

end of game

end of game

end of game

Okla State 17, Florida 25

National Collegiate Athletic Association

QUICKIE STATISTICS

First Quarter

Half

Third Quarter

Final

(Circle One)

TEAM

	FLORIDA STATE	OKLAHOMA STATE
	Visitors	Home Team
Score.....	25	17
First Downs.....	21	13
Rushes—Yardage (Net)	53- 222 165	52-256
Passing Yardage (Net)	216	2
*Return Yardage (Net)	17	0
Passes—Att.-Comp.-Int.....	27-15-1	6-1-0
Total Offense—Yards	60-381	58-258
Punts (Number-Average)	4-32.8-0	7-40.7-0
Fumbles—Lost	1-0	3-2
Penalties—Yards.....	9-64	6-64

*Return of Punts, Intercepted Passes and Fumbles (not kickoffs).

INDIVIDUAL LEADERS

FLORIDA STATE					OKLA STATE				
Visitors					Home Team				
Rushing	Att.	Net Yards	TD	Long	Rushing	Att.	Net Yards	TD	Long
KEY	32	127	0	17	MILLER	26	156	2	21
LYLES	10	46	1	24	S. TAYLOR	7	23	0	9
Passing	Att.-Comp.-Int.		Yds.	TD	Passing	Att.-Comp.-Int.		Yds.	TD
JORDAN	11-6-1		71	0	DERDICK	4-1-0		2	0
WOODHAM	16-9-0		145	1	STEPHENSON	1-0-0		0	0
Pass Receiving	No.	Yards	TD	Long	Pass Receiving	No.	Yards	TD	Long
KEY	3	72	1	48					
LYLES	4	43	0	14					
Punting	No.	Avg.	Long		Punting	No.	Avg.	Long	
DULEY	4	32.8	41		HANNA	7	40.7	53	

National Collegiate Athletic Association

FINAL INDIVIDUAL STATISTICS

Florida State Visitors

Rushing	Att.	Gain	Lost	Net	TD	Long
Key	32	135	8	127	0	17
Lyles	10	46	0	46	1	24
Ramsey	5	10	9	1	0	4
Woodham	3	2	5	-3	1	2
Jordan	3	14	5	9	0	8
Center Snap	1	0	15	-15	0	0
Totals	54	207	42	165	2	24

Passing	Att.	Comp.	Int.	Yards	TD	Long
Woodham	16	9	0	145	1	31
Jordan	11	6	1	71	0	48
Totals	27	15	1	216	1	48

Pass Receiving	No.	Yards	TD	Long
Key	3	72	1	48
Lyles	4	43	0	17
Overby	2	40	0	24
Shumann	1	31	0	31
King	2	19	0	11
Ramsey	2	6	0	8
Lazzaro	1	5	0	5
Totals	15	216	1	48

Punting	No.	Yds.	Avg.	Long
Duley	4	131	32.8	41
Totals	4	131	32.8	41

Field Goals	Att.	Made	Long
Cappelen	2	2	36
Capece	1	0	0
Totals	3	2	36

All Returns	Punts	Kickoffs	Intercepted
	No. Yds.	No. Yds.	No. Yds.
Terry	3 - 17	-	-
Key	-	1 - 60	-
Ramsey	-	3 - 43	-
Totals	3 - 17	4 - 103	0 - 0

Oklahoma State Home Team

Rushing	Att.	Gain	Lost	Net	TD	Long
Miller	26	161	5	156	2	21
S. Taylor	7	23	0	23	0	9
Bailey	3	38	0	38	0	30
Derrick	9	32	0	32	0	14
Jenkins, B	2	10	0	10	0	6
Stephenson	4	3	4	-1	0	3
Orange	1	0	2	-2	0	0
Totals	52	267	11	256	2	30

Passing	Att.	Comp.	Int.	Yards	TD	Long
Derrick	4	1	0	2	0	2
Miller	1	0	0	0	0	0
Stephenson	1	0	0	0	0	0
Totals	6	1	0	2	0	2

Pass Receiving	No.	Yards	TD	Long
Miller	1	2	0	2
Totals	1	2	0	2

Punting	No.	Yds.	Avg.	Long
Hanna	7	285	40.7	53
Totals	7	285	40.7	53

Field Goals	Att.	Made	Long
Ankerson	1	1	27
Totals	1	1	27

All Returns	Punts	Kickoffs	Intercepted
	No. Yds.	No. Yds.	No. Yds.
Taylor, S.	-	2 - 36	-
B. Jenkins	-	1 - 15	-
Miller	-	1 - 15	-
Coppola	-	-	1 - 0
Totals	0 - 0	4 - 66	1 - 0

National Collegiate Athletic Association

FINAL TEAM STATISTICS

	<u>Florida State</u>	<u>Oklahoma State</u>
First Downs	<u>21</u>	<u>13</u>
Rushing	<u>12</u>	<u>12</u>
Passing	<u>8</u>	<u>0</u>
Penalty	<u>1</u>	<u>1</u>
Rushing Attempts	<u>54</u>	<u>52</u>
Yards Rushing	<u>207</u>	<u>267</u>
Yards Lost Rushing	<u>42</u>	<u>11</u>
Net Yards Rushing	<u>165</u>	<u>256</u>
Net Yards Passing	<u>216</u>	<u>2</u>
Passes Attempted	<u>27</u>	<u>6</u>
Passes Completed	<u>15</u>	<u>1</u>
Had Intercepted	<u>1</u>	<u>0</u>
Total Offensive Plays	<u>81</u>	<u>58</u>
Total Net Yards	<u>381</u>	<u>258</u>
Average Gain Per Play	<u>4.7</u>	<u>4.4</u>
Fumbles: Number—Lost	<u>1-0</u>	<u>3-2</u>
Penalties: Number—Yards	<u>9-64</u>	<u>6-64</u>
Interceptions: Number—Yards	<u>0-0</u>	<u>1-0</u>
Number of Punts—Yards	<u>4-131</u>	<u>7-285</u>
Average Per Punt	<u>32.8</u>	<u>40.7</u>
Punt Returns: Number—Yards	<u>3-17</u>	<u>0-0</u>
Kickoff Returns: Number—Yards	<u>4-103</u>	<u>4-66</u>