

official magazine of FSU



football

TRIBE



**Florida State vs.
South Carolina**

NOVEMBER 10, 1979

Tribe Tonight

by Mark Carlson, Florida State SPORTS INFORMATION DIRECTOR

It's a game that has kept Tallahassee folks talking.

Tonight's matchup between Florida State and South Carolina has been the topic of conversation throughout the week in Florida's Capital City. Sure, this is Homecoming, but it appears that this game means much more to both schools. For instance...

(1) This test pits teams with national ranking. The Seminoles are rated sixth by United Press International and seventh by Associated Press while South Carolina has a 19th place ranking by AP.

(2) The Seminoles will be trying to protect their current 12-game win streak. That includes eight games of this season and four more from last year.

(3) Both teams have lofty bowl aspirations that can only mature with a victory. FSU is hoping to land in a "major" bowl for the first time ever and MUST win to keep those aspirations alive. South Carolina with its nifty 6-2 work sheet this season is also in the middle of the bowl picture and hoping to make its first appearance in a post-season classic since 1975.

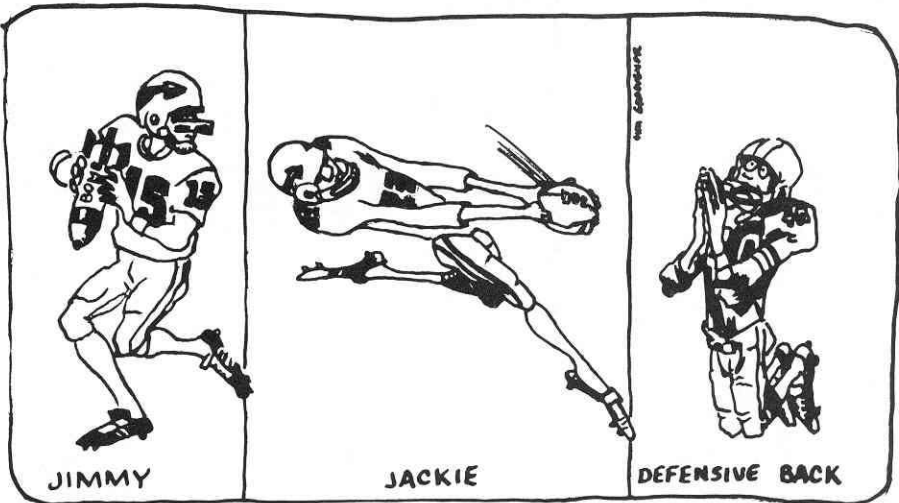
(4) This is one of those affairs that matches teacher vs. pupil. Seminole mentor Bobby Bowden was the offensive coordinator at West Virginia under South Carolina head coach Jim Carlen for four seasons. When Carlen left there to take the head coaching position at Texas Tech, it was Bowden who took over the West Virginia program for the next six seasons.

So, the stage is set for one of the finest matchups to be played at Doak Campbell Stadium in a long, long time.

There are going to be several outstanding individuals on the field tonight.

South Carolina boasts one of the nation's premier runners in tailback George Rogers, who has already gained 1,156 yards this season. How impressive is that statistic? Well, consider that all FSU backs this season have gained just 1,265 yards in eight games. And, the Seminoles' leading rusher Mark Lyles has netted 645 yards. Or, how about this comparison — the most yards ever gained in a single season by a Seminole was the 1,117 picked up by Larry Key in 1977.

Rogers is without doubt the best back to appear here since Pittsburgh



visited with Tony Dorsett to open the 1974 season.

The task of halting Mr. Rogers belongs to the Seminole defense which has had its good and bad moments this season. The good has been far more than the bad. Still, there will be a lot more learned about this group tonight when Rogers trots on the stadium turf.

Try this statistic on for size. Rogers is gaining an average of 144.5 yards per game. The Seminole defense on the ground is giving up just 115.8. Something has to give!

"In South Carolina we meet a different sort of team," says Seminole mentor Bobby Bowden. "The first eight teams we played this season were very similar to us — they went with two wide receivers and relied some on the passing game."

"That isn't so with South Carolina.

They line up with two tight ends and try to run the ball right down your throat. Their strength is the power offense and being able to keep the ball away from the opponent."

—FSU—


All Seminole fans breathed a sigh of relief Tuesday when it was announced by the university that Bowden has agreed to a new five-year contract that virtually assures him staying at FSU the rest of his coaching career. Bowden, as most Tribe followers know, has been mentioned for practically every head coaching job that was vacant the last three seasons.

"This (the new contract) should put an end to all that," said Bowden, who turned 50 on Thursday. "Those rumors were hurting our football team and also hindering my staff in recruiting. Now Florida State has me for as long as it wants me."

HERE'S HOW THEY STAND


FLORIDA STATE (8-0)		SOUTH CAROLINA (6-2)	
17	Southern Mississippi14	0	at North Carolina28
31	Arizona State 3	24	Western Michigan 7
40	Miami23	35	Duke 0
17	Virginia Tech10	27	at Georgia20
27	Louisville 0	23	Oklahoma State16
17	Mississippi State 6	21	Mississippi14
24	at L.S.U.19	17	Notre Dame18
26	at Cincinnati21	30	North Carolina State28
Nov. 10	South Carolina	Nov. 10	at Florida State
Nov. 17	Memphis State	Nov. 17	Wake Forest
Nov. 24	at Florida	Nov. 24	Clemson

OT




Ken Lanier

OG



Mike Good

C




John Madden

OG



Greg Futch

OT



Tom Brannon

Ken, Mike, John, Greg and Tom who? Florida State's Offensive Line Keeps the Seminoles in the Headlines

by Elgin White, FSU SPORTS INFORMATION

Most football fans are avid . . . really avid if they are true, dyed-in-the-wool football fanatics.

And some of those "most" are pretty well versed in the intricacies of this most complicated of sports. But for the majority, all they see is the guy take the ball and run, the guy take a pass from the guy who takes the ball, or the big strong brute on defense who makes a great goal line stand.

This is true, whether or not the average fan will admit it.

So how much does ol' Joe Average know about the intricacies, for example, of the action that goes on in the offensive line. Matter of fact, Joe, who really is playing on the offensive line?

"Well, let's see," Joe ponders. "I know Gil Wesley was the center before he got hurt and had to be operated on."

But did you know Wesley was the center before he got hurt and had to be operated on, Joe? "Oh, yeah, sure I did. We all know about Gil Wesley. Didn't you?"

O.K., Joe. Who took Wesley's place?

"Uhh, well, let's see now. It wasn't Ron Simmons, I know. And Jackie Flowers is out there to catch passes. Oh, I remember, it was Jack Maskin."

Close, Joe. It was John Madden.

Frankly, not too many people are as dense as Joe. They know about John Madden now, and they know about Ken Lanier . . . he has been getting some ink, and they have heard about how good Mike Good is at guard, and they read about Greg Futch, the other offensive guard, when he won a scholarship after being a walk-on.

But then we asked old Joe about Tom Brannon.

"Brannon, Brannon, let's see . . . he runs a restaurant in New Orleans, doesn't he?"

A bit far fetched, this imaginary conversation with an imaginary Joe, but it really isn't too far out of line. The fact is, of all players on any football team, the ones with the least identification are members of the offensive line.

And for the most part, players who participate in this realm of nonentity could care less about the ink they might or might not get. Most of them are cognizant of the fact that if they are good enough and want to advance to professional football bad enough, the newspapers aren't going to get them there.

What they do on the field, how they measure in statistics, and what the pro scouts and their coaches think . . . that's the criteria by which they measure their own hopes and by which they determine their potential.

And perhaps a lot of the Joe Fanatics also don't realize that the smartest players on any football team are usually the ones that are guided into playing on the offensive line.

George Henshaw, Florida State's offensive coordinator and offensive line coach concurs in this opinion. "Yes, on the average, offensive linemen are some of the brightest players on the team. Especially is that the case here at Florida State.

"It is more difficult here than at other schools because our linemen have to block for the run as well as the pass. At places like Oklahoma or Alabama or any other school where

the pass is just a diversion to the running game, the linemen there concentrate on run blocking. But we have to do as much, if not more, pass blocking at Florida State than run blocking.

"That takes a little more moxie than usual. You just can't play on the offensive line if you are not a little brighter than most."

Henshaw also made the point that the offensive linemen must be able to adjust, even on audibles at the line, on what the defense might do.

"They constantly have to adjust. On defense, the linemen know what they are going to do after a set signal has been called. But on offense, the linemen might know what play was called in the huddle, or even on audible changes at the line, but then the defense will switch, stunt or maneuver, and they have to have the instant ability to pick up the stunt or change and make the right block. It certainly isn't easy, and we are fortunate here at Florida State that we have players who can make these adjustments and react to the situation as it presents itself."

One thing Joe Fanatic might not realize, too, is that the tight end is a dual purpose man . . . an offensive lineman as well as a receiver.

"That takes even more moxie for a tight end," Henshaw said. "Here, or anywhere else, the tight end has a dual responsibility. He has to block like a lineman and catch like a wide receiver. It is one of the most difficult positions to play in football, and is one of the better so-called skill positions.

"Actually, the tight end is not con-

continued on page 7

sidered part of the offensive line in our system," Henshaw continued. "But at Alabama, the tight end is an integral part of the offensive line, mainly because of his blocking patterns and schemes.

"Here we look for a catcher first and a blocker second. Catching is the numero uno responsibility for our tight ends.

"We have had some great prospects here who were super blockers on the run but couldn't play a lick at pass blocking. At Florida State that's a no no, so they didn't get to play. We try to weed out the best combination of both skills to put on our offensive line, and in some years that takes a lot of experimenting before you find just that right combination."

Henshaw said the FSU recruiters seldom recruit a high school lineman that just plays on offense. "The reason for that is," he said, "that most high schools put their best players on defense . . . that is, their best linemen. So, we have to go for the best linemen on the team, and then when we get them here we try to determine their capability in pass blocking as well as run blocking. You can see how this runs into a lot of coaching time and selection."


Two freshmen offensive linemen, Chris Nickrenz from Buffalo, New York and Robert Harris of Miami, both played defense in high school. "But we made offensive linemen of them here," Henshaw said, "because (1) the need we had for offensive linemen and the fact they both have super athletic ability, and (2) because both are very intelligent and can handle and learn our blocking schemes."

Henshaw also felt that the other position on a football team that demanded quickness as well as intelligence was defensive backs. "They have to be as smart if not smarter than the offensive linemen," he said.

What about quarterbacks and runners and wide receivers? Aren't they also what are known as skill positions and require extra intelligence? "Oh, certainly," Henshaw replied. "But there you're getting into an entirely different ball game."

Henshaw was asked to give a quick run-down on his five offensive linemen, and he was more than eager to do so.

"As I said before, we are lucky here at Florida State to have some kids who are fine athletes, outstanding young men, with intelligence and the ability to adjust to all kinds of situ-



Offensive linemen Greg Futch (70) and Mike Good (69) block for quarterback Wally Woodham as he gets a first down against Virginia Tech earlier this season.

ations. And they handle their 'no name' existence with the aplomb and quiet certainly that comes from knowing that without them, nothing any of the rest of them do out there would come off."

Starting with tackle Ken Lanier . . . "an excellent all around football player," Henshaw said. "When you are recruiting offensive linemen, you look for a physical specimen like Kenny. He has good concentration, has the smarts and his athletic prowess is the best. Just a dogged good all around football player."

Tommy Brannon. "You mean the one they think owns a restaurant in New Orleans?" Henshaw laughed. "I'll bet Tommy wishes he did own that restaurant. Anyhow, Tommy is one of those players who is not blessed with a great deal of speed, but he has a tremendous amount of talent and has built himself up to be one of the strongest players on the team. He has tremendous leg strength. He relies more on strength than quickness, but Brannon also is a very smart football player."

Mike Good. "Here is a four-year starter for our team, and a fellow who also is very strong. Mike was the heavyweight weight lifting champion in high school. He is somewhat smaller than most offensive guards, he is 6-1 and weighs 241, but he makes up for the lack of size in strength and talent. I would say Mike is second only to Ron Simmons in strength on our football team. He has developed into a good, solid football player. I would say he and Lanier have to do more one on one blocking than anyone else on the team, and they both handle that assignment well."

Greg Futch. "Once in awhile all coaches get lucky and come up with


a Greg Futch. Greg was a walk-on, and he relies on toughness and desire more than anything else. He does not have tremendous strength or speed, but he's one of the meanest and toughest players we have. He is a real fine player in spite of having knee, shoulder and neck injuries. But he is one who never misses a practice. If there was ever a Mr. Dependable on our football team it would have to be Greg Futch. He knows what it means to play hurt, because he has done it so many times. A really super young man."

John Madden. "Well, you know John started for the first time against LSU after Gil Wesley went out for the season, and he has the hardest job on the entire offensive line at center. He has to get the ball to the quarterback and then block. That puts him at a real disadvantage when it comes to one on one blocking.

"The center controls all line calls, and he makes defensive alignment calls when the opposition is stunting. He has to block from the nose guard out, and quite frankly he has the hardest job, physically and mentally, of anyone on the line. John has shown the ability to come through for us when we needed him. He was going to be red-shirted this year in order to save a year of eligibility when Gil graduated, but the unfortunate injury to Wesley brought Madden on sooner. And he has responded with a quite determination that typifies all our offensive linemen."

So there you have it, Joe Fanatic. The offensive line is made up of people with size, speed, ability, talent, smarts and great strength. If you meet one of them on the street and don't recognize him, smile anyhow.

It will be the expedient thing to do.



Seminole linebackers Paul Piurowski (causing the fumble) and Reggie Herring (39) are joined by defensive back Monk Bonasorte in a fumble recovery against Miami earlier this season.

"Those birds are real mean and nasty, real mean and tough, just the way I like 'em."

—Gene McDowell

It Pays to be a Little Bit Crazy

by Chris Brockman, FLORIDA FLAMBEAU

In football, a player's position is often determined by his character. Quarterbacks are usually highly competitive, non-physical individuals. Linemen are the introverts; the men who like doing a job well. And the linebackers are the neighborhood bullies who never grow up.

"Those birds are real mean and nasty, real mean and tough, just the way I like 'em," FSU linebacker coach Gene McDowell gloated, grinning wolfishly. "We work 'em hard, but they're tough as all get out when we're done."

McDowell was of course talking about his favorite subject: the linebacker. Commonly referred to as head hunters and monster men, linebackers anchor a defense, performing in the never-never land between the linemen and the defensive backs. They must be quick and aggressive, filling the holes that open in the defensive line and dropping back to stop the short passes that often decimate a defense.

The Seminoles topping McDowell's list of 'nasty' players are juniors Reggie Herring and Paul Piurowski, who have played together since last year's season opener against Syracuse. It was the first start for both players and the beginning of a fine season.

Herring racked up 70 solo tackles

and 67 assists over the next 10 games to lead the team in stops while Piurowski managed to collect 37 unassisted tackles and help out on 47 others before being sidelined by a knee injury. This year the duo is off to an even better start with over 200 total tackles between them. Herring leads the friendly rivalry with 53 solo stops, two more than Piurowski, and 64 assists, 16 more than his playing buddy.

Both are Florida natives, recruited by Bobby Bowden in his first year as head coach for the Tribe. Herring hails from Titusville, where he was a runningback and Piurowski comes from Sarasota where he starred as a quarterback and safety. But both now feel at home in the linebacker's slot.

"It was a little hard to adjust at first, I'd never played linebacker before," Herring admitted. "But after seeing how hard they hit in college, I don't want to play runningback anymore. I like to be the intimidator, not the intimidatee."

"I like to hit," Piurowski added. "I know I'd miss hitting if I played offense. Part of the glory of defense is being the nasty bad guy. Offense is more finesse. It's hard to be nasty and aggressive on offense."

Even though Herring and Piurowski

are exactly what McDowell is looking for in a linebacker, the former FSU All-American linebacker is carefully watching his newest recruits at that position. Sophomores Keith Baker, who was scheduled to start until he sprained his ankle in the '79 season opener, and Jarvis Coursey, who was moved over from his normal defensive end position early in the season, are listed as the first team back-ups, but freshman Ellis Singletary has also won high praise.

"Our next best back is Baker," McDowell revealed. "He may be about ready to start and if he is we'll give the other two some needed rest. Coursey is next in line, but Singletary has to be the strongest and the fastest. He's just got to mature. He's like a big, strong puppy, he just needs experience."

Experience is the key to the Seminole's success, McDowell pointed out. It is the "backbone" of the team. Every defensive starter has some game experience and most of them started last year at some time during the season. Because of this know how, and some talent, the Seminoles are doing very well. Piurowski and Herring would be the first to agree with their mentor.

continued on page 51

Crazy

continued from page 49

"Reggie and I talk over a lot of things with Coach McDowell," the 20-year-old Criminology major stated. "We both know what we gotta do so we don't have to worry about the other guy messing up. But you can always ask for help, and we do. The main thing is knowing the other guy knows what to do."

The FSU defense relies heavily on Piurowski and Herring knowing what they are doing. Herring, the weak side linebacker, gets the defensive call from the coaches on the sidelines while Piurowski determines the down and distance. They then share the responsibility for making the correct call and for calling audibles (quick play changes at the line of scrimmage) and blitzes.

With most of their time devoted to football, the duo readily admits it is tough for them to maintain their grades, but they both insist they are here to get an education. The 20-year-old Herring is also a Criminology major, but his primary field of interest lies in correctional work, such as being a parole officer. Piurowski is looking into the possibility of being a security agent, but both really aren't sure what they want to do when they graduate. They both agree it's been tough getting this far.

"During the Season it's hard. We don't have a lot of time," Piurowski pointed out. "I don't know how people like Scott Warren (who is preparing to go to medical school) do it."


When the two aren't studying, playing football or sleeping, they watch soap operas and chew tobacco.

"I got most of the people on the team addicted to All My Children," the 6-foot, 222-pound Piurowski joked. "You should hear everyone in the locker room before practice talking about what happened that day and what's gonna happen tomorrow. It helps us to relax."

Soap operas aren't their only form of recreation. Pulling pranks on each other also helps ease the tension in the locker room. Athletic tape is frequently used to tape shoes and helmets together or simply to encase someone's lock and locker. They've even gone as far as to superglue one player's tennis shoes together, but no real harm is ever done.

"It's all in fun," Piurowski conceded. "But the offense does think we're a little crazy."

And that's just the way Gene McDowell likes 'em.



Your Pru Team is ready to go

Our lineup is prepared to give you full protection, whatever your needs. Life...health...home...auto...annuities. You call the signals, your Pru Representative will clear the way. Our team is ready to go whenever you are.

Interested in a Prudential career? Write P.O. Box 4579, Jacksonville, Florida 32231. An Equal Opportunity Employer M/F.



Prudential

South-Central Home Office, Jacksonville, Florida



FLORIDA STATE UNIVERSITY

SPORTS INFORMATION

200 TULLY GYM • TALLAHASSEE FL 32306 • 904-644-4038

FLORIDA STATE (8-0) vs. SOUTH CAROLINA (6-2)

November 10, 1979, 7:00 P.M. EST

Doak Campbell Stadium, Tallahassee, Fla.

THE GAME: Florida State (8-0) and South Carolina (6-2), both nationally ranked, meet in a premier battle of southern independents.

THE COACHES: Florida State's Bobby Bowden (Samford '52) now has a 31-11 record since arriving at Florida State for the 1976 season. That has raised his career mark to a nifty 104-43, a winning percentage of .707. Previous Bowden stops were at Samford (31-6) and West Virginia (42-26).

South Carolina's Jim Carlen (Georgia Tech '55) is serving in his 14th season as a head coach. His previous stops were West Virginia (25-13-3) and Texas Tech (37-20-2). Including this season, Carlen has a 29-24-1 record at the helm of the Gamecocks which gives him a career mark of 91-57-6. Like Bowden, Carlen, a native of Cookeville, Tenn., has been named Churchman Coach of the Year (1975) when Carolina went 7-5 and participated in the Tangerine Bowl.

THE CAPTAINS: Florida State has four for the season. Offensive field leaders are guard Mike Good (#69) and quarterback Wally Woodham (#12). Defensively the Tribe has end Scott Warren (#80) and cornerback Ivory Joe Hunter (#46). South Carolina will appoint game captains.

THE SERIES: This is the ninth meeting between the two schools with Florida State presently holding a 6-2 advantage. FSU won the first six meetings before South Carolina came back to take a 24-21 verdict in 1972 and 52-12 verdict in 1973. This is the fifth game of the series to be played in Tallahassee where FSU has a 3-1 edge, winning 17-0 in 1967, 34-9 in 1969 and 49-18 in 1971. The Gamecocks won by the 52-12 count during 1973 in Tallahassee.

SEMINOLE HOMECOMING: Florida State grads will be celebrating Homecoming when the Gamecocks invade. It will be the 32nd Homecoming game played by the Seminoles, who enjoy a 22-8-1 record in such contests. Bowden has kept the graduates happy with three consecutive Homecoming victories since he took over in 1976.

THE OFFICIALS: Appointed by the Southern Independent Collegiate Officials Association (SICOA) and Major Independents Association (MI).

REFEREE--Jimmy Campbell (SICOA), Memphis, Tenn.

UMPIRE--Foster M. Grose, Jr. (MI), Pittsburgh, Pa.

LINESMAN--Hunter Jackson (SICOA), Johnson City, Tenn.

LINE JUDGE--Edward W. Stakem (MI), Gaithersburg, Md.

FIELD JUDGE--Bobby Bright (SICOA), Port Richey, Fla.

BACK JUDGE--Walter J. Walsh (MI), Wheaton, Md.

THE BOWLS: Five are represented tonight. Included are the Orange Bowl, Gator Bowl, Peach Bowl, Tangerine Bowl and Hall of Fame Bowl.

THE CROWD: This game has been a sellout since October 30. It's the earliest non-Florida game sellout in the history of FSU and only the second time the Seminoles have sold out for a game other than Florida. The previous sellout came this season when 48,701 watched the Mississippi State game. That contest was sold out on the day prior to the game. Today's crowd is expected to approach and maybe even surpass 49,000 since chairs and some extra seats have been added. The stadium record is the crowd that witnessed the Mississippi State game.

NEXT WEEK: Florida State concludes its home season against Memphis State with a 7 p.m. kickoff. South Carolina hosts Wake Forest next Saturday in a 1:30 p.m. contest.

FLORIDA STATE (8-0) vs. SOUTH CAROLINA (6-2)

IF FLORIDA STATE WINS...

- ...the Seminoles will be 9-0, South Carolina 6-3
- ...the Seminole win streak will extend to 13 games
- ...the Seminoles will equal their longest win streak in the school's history
- ...Bobby Bowden will have a career coaching record of 105-43
- ...Bobby Bowden will be 32-11 at Florida State
- ...Jim Carlen's South Carolina record will be 29-25
- ...Jim Carlen's career mark will be 91-58
- ...Florida State will have a 7-2 series advantage
- ...the Seminoles will snap a two-game losing streak to South Carolina
- ...the Seminole home record this season will be 4-0
- ...the Seminoles will have an eight-game home winning streak
- ...the Seminoles will be 6-0 this season vs. fellow independents
- ...the Gamecocks will be 0-2 vs. fellow independents
- ...the Seminoles will be 23-8-1 in Homecoming Games

IF SOUTH CAROLINA WINS...

- ...the Gamecocks will be 7-2, FSU 8-1
- ...Florida State's win streak stops at 12 and falls one short of equaling the school record
- ...the Gamecocks win streak extends to two games
- ...the Seminoles will lose their third straight game to South Carolina
- ...the Gamecocks will narrow their series deficit to 6-3
- ...Florida State's home win streak ends at seven
- ...the Seminoles lose their first Homecoming Game under Bowden
- ...the Seminoles drop to 22-9-1 in Homecoming Games
- ...Bobby Bowden will be 31-12 at Florida State
- ...Bobby Bowden's career record dips to 104-44
- ...Bobby Bowden will be 0-1 vs. his former mentor Jim Carlen
- ...Jim Carlen will have a 30-24 mark at South Carolina
- ...Jim Carlen will have a career record of 90-59

IF IT'S A TIE...

- ...the Seminoles will be 8-0-1, South Carolina 6-2-1
- ...Bobby Bowden will have the first tie of his coaching career
- ...Bobby Bowden's career record will be 104-43-1
- ...Bobby Bowden will be 31-11-1 at Florida State
- ...Jim Carlen will be 29-24-2 at South Carolina
- ...Jim Carlen will be 91-57-7 overall
- ...it will be the first Seminole tie game since 1969 (Virginia Tech, 10-10)
- ...it will be the first Gamecock tie game since 1978 (Kentucky, 14-14)
- ...it will be the first tie in Doak Campbell since 1965 (Houston, 16-16)
- ...the series will be 6-2-1 favor of Florida State

IF...

- ...the crowd exceeds 48,701 it will be a Doak Campbell Stadium record--topping the 48,701 that watched Mississippi State on October 13
- ...Florida State scores 41 or more points it will be a season high
- ...Florida State scores 16 or less points it will be a season low
- ...South Carolina scores 36 or more points it will be a season high
- ...South Carolina is blanked it will be the second time this season
- ...South Carolina is blanked it will be the second whitewash of the season for FSU
- ...FSU is blanked it will be the first time that has happened since 1976 (Miami, 47-0)
- ...an FSU running back gains 143 or more yards it will be a season high
- ...an FSU players scores three or more touchdowns it will be an individual season high

FLORIDA STATE UNIVERSITY
1979 Football Statistics
(8-0, Home 3-0, Away 4-0, Neutral 1-0)

TEAM STATISTICS	FSU	FOE	RUSHING	ATT	GAIN	LOSS	NET	AVG	TD	LG
TOTAL POINTS	199	96	Lyles	153	650	5	645	4.2	4	28
Points Per Game	24.8	13.7	Whiting	66	319	12	307	4.6	2	24
TD/Run-Pass-Rtn	9-13-3	11-2-0	Ramsey	37	181	15	166	4.4	3	50
PAT Kick	19-19	8-9	Cherry	26	118	10	108	4.1	0	18
PAT Run or Pass	1-6	2-4	R. Williams	30	67	37	30	1.0	0	11
Field Goals	8-14	2-4	Kennedy	14	43	4	39	2.7	0	11
Safety	2	0	Burney	2	30	0	30	15.0	0	17
FIRST DOWNS	146	101	Woodham	22	46	35	11	0.5	0	8
Rushing	74	53	Wallace	1	2	0	2	2.0	0	2
Passing	65	40	Burnett	2	3	2	1	1.0	0	3
Penalty	7	8	Platt	2	0	31	-31	-	0	-21
3rd Dn Consistency	40.1	26.2	Jordan	18	20	63	-43	-	0	-
3rd Dn Att/Conv	122-49	118-31								
TOTAL YARDAGE	2775	1856	RECEIVING	NO.	YDS.	AVG.	TD	LG		
Yds. Per Game	346.8	232.0	Flowers	25	485	19.4	6	44		
Ball Control Plays	606	524	Lyles	17	158	9.2	1	31		
Yds. Per Play	4.57	3.54	King	12	144	12.0	1	31		
% Plays Rush-Pass	62/38	66/34	Platt	11	181	16.4	2	48		
% Yds. Rush-Pass	46/54	49/51	P. Williams	11	158	14.3	0	36		
RUSHING YARDAGE	1265	927	Whiting	10	55	5.5	0	25		
Yds. Per Game	158.1	115.8	R. Williams	7	64	9.1	1	15		
Gained	1479	1310	Har. Johnson	6	131	21.8	1	53		
Lost	214	383	Cherry	3	46	15.3	0	17		
Rushing Plays	373	347	Kennedy	3	10	3.3	0	8		
Yds. Per Play	3.39	2.67	Ramsey	2	40	20.0	0	26		
PASSING YARDAGE	1510	929	Unglaub	2	24	12	0	13		
Yds. Per Game	188.7	116.1	Childers	2	6	3.0	1	5		
Att-Completions	233/112	177/59	McKinnon	1	8	8.0	0	8		
% Completed	48.0	33.3								
Yds. Per Attempt	6.48	5.24	RETURNS	KICKOFF	PUNTS	INTERC.				
Yds. Per Completion	13.4	15.7	Whiting	10-164-0	0- 0 -0	0- 0 -0				
INTERCEPTIONS BY	17	13	Har. Johnson	4- 38-0	0- 0 -0	0- 0 -0				
Yds. RtnD/TD	207/0	195/0	Henry	1- 21-0	19-237 -2	0- 0 -0				
PUNTS	50	63	Burney	1- 19-0	0- 0 -0	0- 0 -0				
Yds. Punted	1960	2390	K. Jones	0- 0-0	1-(-1)-0	3- 38-0				
Yds. Per Punt	39.2	37.9	Bonasorte	0- 0-0	1- 9 -0	8-100-0				
Blocked	0	3	Butler	0- 0-0	0- 0 -1	5- 69-0				
PUNT RETURNS	23	16	Richardson	0- 0-0	1- 14 -0	0- 0 -0				
Yds. RtnD/TD	270/3	114/0	Warren	0- 0-0	1- 11 -0	0- 0 -0				
KICKOFF RETURNS	17	22	Hunter	0- 0-0	0- 0 -0	1- 0-0				
Yds. RtnD/TD	243/0	349/0								
PENALTY	44	37	PUNTING	NO.	YARDS	AVG.	LG			
Yards	424	292	Stark	50	1960	39.2	57			
FUMBLES-LOST	15-7	35-11								

RESULTS AND SCHEDULE	FSU	FOE	ATTD.
So. Mississippi (H)	17	14	(45,467)
Arizona State (N)	31	3	(33,484)
Miami (H)	40	23	(47,679)
Virginia Tech (A)	17	10	(39,200)
Louisville (A)	27	0	(27,306)
Mississippi State (H)	17	6	(48,701)
LSU (A)	24	19	(67,197)
Cincinnati (A)	26	21	(14,539)
Nov. 10	South Carolina (H)		
Nov. 17	Memphis State (H)		
Nov. 24	Florida (A)		

TOTAL ATTENDANCE (AVG.) - 323,573 (40,446)
TOTAL HOME ATTD. (AVG.) - 141,847 (47,282)

SCORING	TD	FGM-A	KICK	OTHER	TP
	R-P-RTN	XPM-A	XPM-A	XPM-A	
Cappelen	0-0-0	8-13	19-19	0-0	43
Flowers	0-6-0	0-0	0-0	1-0	38
Lyles	4-1-0	0-0	0-0	0-1	30
Ramsey	3-0-0	0-0	0-0	0-0	18
Henry	0-0-2	0-0	0-0	0-0	12
Platt	0-2-0	0-0	0-0	0-0	12
Whiting	2-0-0	0-0	0-0	0-0	12
King	0-1-0	0-0	0-0	0-0	6
R. Williams	0-1-0	0-0	0-0	0-0	6
Butler	0-0-1	0-0	0-0	0-0	6
Childers	0-1-0	0-0	0-0	0-0	6
Har. Johnson	0-1-0	0-0	0-0	0-0	6
Jordan	0-0-0	0-0	0-0	1-3	0
Stockstill	0-0-0	0-0	0-0	0-1	0
SCORE BY QUARTERS	1	2	3	4	TP
Florida State	34	76	29	60	199
Foes	14	41	13	28	96

FUMBLES RECOVERED - Simmons (2), Richardson (2), Bonasorte (2), Macek (1), Herring (1), Ga. Futch (1), McLean (1), Hunter (1)

PASSING	G	ATT	COMP	PCT.	INT.	YDS.	TD	LG	YDS/COMP	YDS/GAME	TOT. OFF/AVG
Jordan	8	125	56	44.8	10	854	8	53	15.2	106.7	811/101.3
Woodham	7	107	55	51.4	3	658	5	31	11.9	94.0	669/ 95.5
Stockstill	2	1	1	100.0	0	-2	0	-2	-2.0	X	X
FIELD GOALS	MADE-ATT	AVG.	LONG	BLKD	10-19	20-29	30-39	40+	MADE		
Cappelen	8-13	61.5	46	1	0-0	4-6	2-4	2-3	26,42,26,28,20,36,46,31		
Capece	0-1	0.0	-	-	-	-	-	0-1			
Foes	2-4	66.6	44	-	-	-	1-3	1-1	39,44		

SEASON HIGHS (Eight Games)									
INDIVIDUAL	TD	ATT	YDS	INT	FG	PEN	TD	ATT	YDS
Longest run from scrimmage for TD--16, Ramsey vs. Virginia Tech	16								
Longest run, no score--50, Ramsey vs. Arizona State	50								
Longest pass for TD--53, Jordan to Johnson vs. Louisiana State	53								
Longest pass, no score--48, Jordan to Platt vs. Southern Miss.	48								
Longest punt return for TD--65, Henry vs. Southern Miss.	65								
Longest punt return, no score--35, Henry vs. Cincinnati	35								
Longest pass interception for TD--None									
Longest pass interception, no score--39, Bonasorte vs. Arizona State	39								
Most pass interceptions--2, Bonasorte vs. Arizona State, Miami & Louisiana State	2								
Longest punt--57 Stark vs. Miami	57								
Most TD's--2, Lyles vs. Miami & Cincinnati; Ramsey vs. Miami	2								
Most passes attempted--31, Jordan vs. Louisiana State	31								
Most passes completed--14, Jordan vs. Louisiana State	14								
Most yards passing--312, Jordan vs. Louisiana State	312								
Most passes caught--7, Lyles vs. Cincinnati	7								
Most TD passes caught--1, Seven tied	1								
Most pass yardage gained--174, Flowers vs. Louisiana State	174								
Most rushing attempts--29, Lyles vs. Cincinnati	29								
Most yards rushing--142, Lyles vs. Cincinnati	142								
Most total offensive attempts--31, Jordan vs. Louisiana State	31								
Most total offensive yards--312, Jordan vs. Louisiana State	312								
Most FG's attempted--2, Cappelen five times	2								
Most FG's made--2, Cappelen vs. Miami	2								

TEAM	TD	ATT	YDS	INT	FG	PEN	TD	ATT	YDS
Most rushing plays--65, vs. Louisville	65								
Most yards rushing--275, vs. Louisville	275								
Most passes attempted--41, vs. Virginia Tech	41								
Most passes completed--20, vs. Virginia Tech	20								
Most yards passing--322, vs. Virginia Tech	322								
Most passes had intercepted--4, vs. Virginia Tech	4								
Most plays, rush and pass--85, vs. Cincinnati	85								
Most yards, total offense--436, vs. Virginia Tech & Louisiana State	436								
Most first downs--24, vs. Cincinnati	24								
Most fumbles--5, vs. Louisville	5								
Most fumbles lost--2, vs. Southern Miss., Louisville & Cincinnati	2								
Longest TD play--65, Henry punt return vs. Southern Miss.	65								

TD	ATT	YDS	INT	FG	PEN	TD	ATT	YDS
Cappelen	0-0-0	0-0-0	0-0-0	0-0-0	0-0-0	0-0-0	0-0-0	0-0-0
Flowers	0-0-0	0-0-0	0-0-0	0-0-0	0-0-0	0-0-0	0-0-0	0-0-0
Lyles	0-0-0	0-0-0	0-0-0	0-0-0	0-0-0	0-0-0	0-0-0	0-0-0
Ramsey	0-0-0	0-0-0	0-0-0	0-0-0	0-0-0	0-0-0	0-0-0	0-0-0
Henry	0-0-0	0-0-0	0-0-0	0-0-0	0-0-0	0-0-0	0-0-0	0-0-0
Platt	0-0-0	0-0-0	0-0-0	0-0-0	0-0-0	0-0-0	0-0-0	0-0-0
Whiting	0-0-0	0-0-0	0-0-0	0-0-0	0-0-0	0-0-0	0-0-0	0-0-0
King	0-0-0	0-0-0	0-0-0	0-0-0	0-0-0	0-0-0	0-0-0	0-0-0
R. Williams	0-0-0	0-0-0	0-0-0	0-0-0	0-0-0	0-0-0	0-0-0	0-0-0
Butler	0-0-0	0-0-0	0-0-0	0-0-0	0-0-0	0-0-0	0-0-0	0-0-0
Childers	0-0-0	0-0-0	0-0-0	0-0-0	0-0-0	0-0-0	0-0-0	0-0-0
Hart, Johnson	0-0-0	0-0-0	0-0-0	0-0-0	0-0-0	0-0-0	0-0-0	0-0-0
Jordan	0-0-0	0-0-0	0-0-0	0-0-0	0-0-0	0-0-0	0-0-0	0-0-0
Geochattil	0-0-0	0-0-0	0-0-0	0-0-0	0-0-0	0-0-0	0-0-0	0-0-0

Florida State	1	2	3	4	5	6	7	8	9	10	11	12	13	14	15	16	17	18	19	20	21	22	23	24	25	26	27	28	29	30	31	32	33	34	35	36	37	38	39	40	41	42	43	44	45	46	47	48	49	50	51	52	53	54	55	56	57	58	59	60	61	62	63	64	65	66	67	68	69	70	71	72	73	74	75	76	77	78	79	80	81	82	83	84	85	86	87	88	89	90	91	92	93	94	95	96	97	98	99	100
---------------	---	---	---	---	---	---	---	---	---	----	----	----	----	----	----	----	----	----	----	----	----	----	----	----	----	----	----	----	----	----	----	----	----	----	----	----	----	----	----	----	----	----	----	----	----	----	----	----	----	----	----	----	----	----	----	----	----	----	----	----	----	----	----	----	----	----	----	----	----	----	----	----	----	----	----	----	----	----	----	----	----	----	----	----	----	----	----	----	----	----	----	----	----	----	----	----	----	----	----	-----

Florida State	1	2	3	4	5	6	7	8	9	10	11	12	13	14	15	16	17	18	19	20	21	22	23	24	25	26	27	28	29	30	31	32	33	34	35	36	37	38	39	40	41	42	43	44	45	46	47	48	49	50	51	52	53	54	55	56	57	58	59	60	61	62	63	64	65	66	67	68	69	70	71	72	73	74	75	76	77	78	79	80	81	82	83	84	85	86	87	88	89	90	91	92	93	94	95	96	97	98	99	100
---------------	---	---	---	---	---	---	---	---	---	----	----	----	----	----	----	----	----	----	----	----	----	----	----	----	----	----	----	----	----	----	----	----	----	----	----	----	----	----	----	----	----	----	----	----	----	----	----	----	----	----	----	----	----	----	----	----	----	----	----	----	----	----	----	----	----	----	----	----	----	----	----	----	----	----	----	----	----	----	----	----	----	----	----	----	----	----	----	----	----	----	----	----	----	----	----	----	----	----	----	-----

TD	ATT	YDS	INT	FG	PEN	TD	ATT	YDS
Jordan	125	86	44.8	10	85	5	31	13.2
Woodham	107	52	51.4	3	85	31	11.9	94.0
Stark	1	1	100.0	0	2	0	2.0	X
Cappelen	8-13	43.3	46	1	0-0	3-4	3.3	25.42, 26.28, 20.34, 46.31
Cappelen	0-1	0.0	-	-	-	-	-	-
Pose	3-4	66.6	44	-	-	1-3	1-1	32.44

TOTAL TACKLES
(Eight Games)

	<u>Tackles</u>	<u>Assists</u>	<u>Total</u>	<u>Big Plays</u>
Reggie Herring, LB	53	64	117	5TFL, 1 FR, 1 QS, 1 CF
Paul Piurowski, LB	51	48	99	2 TFL, 5 QS, 2 CF
Ron Simmons, NG	49	12	61	12 TFL, 1 CF, 2 FR, 1 BK, 5 QS
Arthur Scott, DE	26	35	61	5 QS, 5 TFL
Scott Warren, DE	28	28	56	6 TFL, 2 QS, 2 CF
Monk Bonasorte, DB	33	21	54	1 BK, 8 Int., 1 CF, 2 FR, 1 TFL
Mark Macek, DT	26	18	44	1 TFL, 3 QS, 1 FR
Ivory Joe Hunter, DB	17	14	31	1 CF, 1 Int., 1 FR
Walter Carter, DT	16	14	30	1 QS, 1 TFL
Edenbur Richardson, DE	11	17	28	2 FR, 3 TFL
Jeremy Mindlin, DT	13	13	26	2 TFL, 2 QS
Keith Jones, DB	18	8	26	3 CF, 1 QS, 3 Int., 1 TFL
James Gilbert, DT	15	11	26	3 TFL, 2 QS
Bobby Butler, DB	19	4	23	5 Int., 1 FR
Garry Futch, NG	11	7	18	2 QS, 1 TFL, 1 FR
Keith Baker, LB	8	8	16	1 CF
Scott McLean, DT	6	7	13	2 CF, 1 FR
Jarvis Coursey, DT	10	3	13	
Gary Henry, DB	0	5	5	
Mike Smith, DB	2	0	2	
James Harris, DB	2	0	2	
Hector Gray, DB	1	0	1	

KEY: TFL-Tackle for Loss; FR-Fumble Recovery; QS-Quarterback Sac; Int.-Interception;
CF-Caused Fumble; BK-Blocked Kick

Homecoming 1979

FLORIDA STATE (8-0) vs. SOUTH CAROLINA (6-2)

November 10, 1979 7:00 p.m.
Doak S. Campbell Stadium

Florida State Seminoles

South Carolina Gamecocks

OFFENSE

WR 22 Hardis Johnson
29 Sam Platt
OT 72 Ken Lanier
74 Danny Collier
OG 69 Mike Good
62 Eric Ryan
C 55 Gil Wesley
58 John Madden
OG 70 Greg Futch
59 Robert Harris
OT 75 Tom Brannon
73 Chris Nickrenz
TE 85 Grady King
84 Sam Childers
QB 12 Wally Woodham
15 Jimmy Jordan
RB 27 Michael Whiting
44 Ricky Williams
FB 48 Mark Lyles
49 Ken Burnett
WR 23 Jackie Flowers
87 Phil Williams

DEFENSE

DE 54 Arthur Scott
60 Scott McLean
DT 67 Mark Macek
51 James Gilbert
NG 50 Ron Simmons
79 Garry Futch
DT 77 Jeremy Mindlin
76 Walter Carter
DE 80 Scott Warren
90 Ed Richardson
LB 39 Reggie Herring
64 Jarvis Coursey
LB 53 Paul Piurowski
57 Keith Baker
CB 21 Bobby Butler
33 James Harris
CB 46 Ivory Joe Hunter
43 Hector Gray
FS 42 Monk Bonasorte
7 Mike Smith
SS 28 Keith Jones
40 Gary Henry

Punts — 3 Rohn Stark
Placements — 1 Davey Cappelen
Kickoffs — 17 Bill Capece
Holder — 11 Rick Stockstill
Snaps — 65 Trent Barnes
Punt Returns — 40 Gary Henry
KO Returns — 27 Michael Whiting

OFFENSE

TE 47 Willie Scott
41 Zion McKinney
LT 76 Chuck Slaughter
78 Bill Lane
LG 63 Fred David
78 Bill Lane
C 61 Quay Farr
60 Mark Austin
RG 78 Bill Lane
68 Steve Gettel
RT 77 George Schechterly
76 Chuck Slaughter
TE 46 Ben Cornett
41 Zion McKinney
QB 10 Garry Harper
14 Gordon Beckham
TB 38 George Rogers
35 Spencer Clark
FB 34 Steve Dorsey
32 Jeff Kendziorski
FL 41 Zion McKinney
45 Tim Gillespie

DEFENSE

LE 81 Brett Bond
80 Phil Ellis
LT 70 Steve Bernish
71 Neal Timmons
RT 74 Chuck Allen
72 W. T. Williams
RE 82 Arthur Broussard
80 Phil Ellis
LLB 50 Ed Baxley
54 Tim Singleton
MG 51 Fred Sinclair
52 Roscoe Watson
RLB 53 Scott Wade
54 Tim Singleton
LCB 21 Andy Hastings
26 Harry Skipper
RCB 20 Mark Bridges
29 Al Stevens
SS 25 Pat Bowen
23 Lou Biondi
FS 24 Robert Perlotte
28 Gary Burger

Punts — 16 Jay Feltz, 12 Timmy Lee
Placekicks — 19 John Tanner, 17 Eddie Leopard
Punt Returns — 44 Horace Smith, 13 Jerry Aubin
Kickoff Returns — 40 Len Oliver, 44 Horace Smith,
31, Percy Reeves, 13 Jerry Aubin

OFFICIALS: Referee — Tommy Miller (SICOA); Linesman — James Mahan (SICOA); Field Judge — William E. Lange, Jr. (SICOA); Umpire — James Mosteller; Line Judge — John Wilson; Back Judge — John Buoni

Florida State Seminoles

NO.	NAME	POS.	HT.	WT.	CL.	HOMETOWN
1	Davey Cappelen	PK	5-9	140	Sr.	Vero Beach, Fla.
3	Rohn Stark	P	6-3	195	So.	Fifty Lakes, Minn.
5	Weegie Thompson	QB	6-5	210	Fr.	Midlothian, Va.
6	Dennis McKinnon	WR	6-2	175	Fr.	Miami, Fla.
7	Mike Smith	DB	5-11	185	Jr.	Panama City, Fla.
11	Rick Stockstill	QB	6-1	182	So.	Fernandina Beach, Fla.
12	Wally Woodham	QB	5-11	182	Sr.	Tallahassee, Fla.
15	Jimmy Jordan	QB	6-1	185	Sr.	Tallahassee, Fla.
17	Bill Capece	PK	5-11	190	Jr.	Miami, Fla.
19	Kurt Unglaub	WR	5-11	175	Sr.	Tallahassee, Fla.
21	Bobby Butler	DB	5-11	185	Jr.	Delray Beach, Fla.
22	Hardis Johnson	WR	6-0	172	Fr.	Tampa, Fla.
23	Jackie Flowers	WR	6-2	195	Sr.	Jacksonville, Fla.
24	Harvey Clayton	DB	5-9	164	Fr.	Florida City, Fla.
26	Wade Wallace	FB	5-10	190	Sr.	Birmingham, Ala.
27	Michael Whiting	RB	6-2	195	So.	Largo, Fla.
28	Keith Jones	DB	5-11	185	Jr.	Wildwood, Fla.
29	Sam Platt	WR	5-11	176	Jr.	Jacksonville, Fla.
30	Keith Kennedy	RB	5-10	180	Sr.	Red Bay, Ala.
31	Gator Cherry	FB	6-0	205	Sr.	Lake Wales, Fla.
32	Greg Ramsey	RB	5-10	170	Sr.	Ft. Lauderdale, Fla.
33	James Harris	DB	6-0	170	So.	Gainesville, Fla.
35	Ellis Singletary	LB	5-9	210	Fr.	Jasper, Fla.
36	Butch Holiday	DB	5-8	161	Fr.	Newnan, Ga.
39	Reggie Herring	LB	6-2	195	Jr.	Titusville, Fla.
40	Gary Henry	DB	6-1	185	So.	Orlando, Fla.
41	Tommy Young	RB	6-0	195	So.	Lake City, Fla.
42	Monk Bonasorte	DB	6-1	177	Jr.	Pittsburgh, Pa.
43	Hector Gray	DB	6-1	190	Sr.	Miami, Fla.
44	Ricky Williams	RB	5-11	170	Fr.	Griffin, Ga.
46	Ivory Joe Hunter	DB	5-11	180	Sr.	Tallahassee, Fla.
48	Mark Lyles	FB	6-4	232	Sr.	Buffalo, N.Y.
49	Ken Burnett	DB	6-0	192	Fr.	Brandon, Fla.
50	Ron Simmons	NG	6-1	220	Jr.	Warner Robins, Ga.
51	James Gilbert	NG	6-2	235	So.	Miami, Fla.
52	Willie Andrusko	C	6-5	227	So.	Atlanta, Ga.
53	Paul Piurowski	LB	6-3	205	Jr.	Sarasota, Fla.
54	Arthur Scott	DE	6-2	222	Sr.	Tampa, Fla.
55	Gil Wesley	C	6-1	220	Sr.	Birmingham, Ala.
56	Dmitri Rigas	NG	6-2	210	Sr.	Augusta, Ga.
57	Keith Baker	LB	6-0	195	So.	Delray Beach, Fla.
58	John Madden	C	6-2	218	Jr.	Ft. Walton Beach, Fla.
59	Robert Harris	DL	6-2	245	Fr.	Miami, Fla.
60	Scott McLean	DT	6-4	218	So.	Clermont, Fla.
61	Brent Brock	OG	6-4	235	Jr.	Albany, Ga.
62	Eric Ryan	OG	6-4	225	Fr.	Sarasota, Fla.
63	Lee Adams	OG	6-4	245	Jr.	Ruskin, Fla.
64	Jarvis Coursey	DE	6-5	195	So.	Gray, Ga.
65	Trent Barnes	OG	6-4	230	Jr.	Lakeland, Fla.
66	Redus Goggins	OG	6-3	230	So.	Chipley, Fla.
67	Mark Macek	DT	6-2	235	Jr.	Wyandotte, Mich.
68	Jeff Field	OG	6-1	225	Jr.	Albany, Ga.
69	Mike Good	OG	6-2	230	Sr.	Sanford, Fla.
70	Greg Futch	OT	6-3	245	Jr.	Ocala, Fla.
71	Bob Merson	OG	6-3	238	So.	Seminole, Fla.
72	Ken Lanier	OT	6-4	260	Jr.	Columbus, Ohio
73	Chris Nickrenz	OT	6-6	252	Fr.	Buffalo, N.Y.
74	Danny Collier	OT	6-4	250	So.	Eau Gallie, Fla.
75	Tom Brannon	OT	6-3	240	Jr.	Albany, Ga.
76	Walter Carter	DT	6-4	240	Sr.	Richmond, Va.
77	Jeremy Mindlin	DT	6-3	230	Sr.	Miami, Fla.
79	Garry Futch	DE	6-3	220	So.	Ocala, Fla.
80	Scott Warren	DE	6-3	228	Sr.	Titusville, Fla.
81	Zeke Mowatt	TE	6-3	220	Fr.	Wauchula, Fla.
83	Ron Hester	TE	6-2	205	Jr.	Umatilla, Fla.
84	Sam Childers	TE	6-2	195	So.	Tallahassee, Fla.
85	Grady King	TE	6-4	205	Sr.	Satellite Beach, Fla.
86	Bill Keck	TE	6-4	220	Jr.	Newark, Ohio
87	Phil Williams	WR	5-10	168	Jr.	Warner Robins, Ga.
88	Jeff Bowden	WR	5-7	165	So.	Tallahassee, Fla.
90	Ed Richardson	DE	6-3	206	Sr.	Crystal River, Fla.
91	John Diamantas	DT	6-3	230	Fr.	Merritt Island, Fla.
93	David Ellis	OT	6-3	235	So.	Paisley, Fla.
94	Mark Sims	LB	6-4	215	So.	Bonifay, Fla.
95	Terry Widner	OG	6-5	250	Fr.	Donalsonville, Ga.
97	Herbert Harp	DL	6-2	275	Fr.	Winter Garden, Fla.
99	Ricky Render	DL	6-4	220	Fr.	Ozark, Ala.

South Carolina Gamecocks

NO.	NAME	POS.	HT.	WT.	CL.	HOMETOWN
10	Garry Harper	QB	6-0	180	Jr.	Hialeah, Fla.
11	Mark Fleetwood	PK	5-10	175	Fr.	Atlanta, Ga.
12	Timmy Lee	P	6-2	190	Fr.	Morehead, N.C.
13	Jerry Aubin	RB	6-0	195	Fr.	Albany, Ga.
14	Gordon Beckham	QB	6-1	195	Fr.	Atlanta, Ga.
15	Terry Bishop	QB	6-0	175	Fr.	Thomson, Ga.
16	Jay Feltz	P	6-2	180	Sr.	Monongah, W.V.
17	Eddie Leopard	PK	6-0	190	Jr.	Cayce, S.C.
18	Tim Rhino	DB	5-10	180	Fr.	Doraville, Ga.
19	John Tanner	PK	6-2	175	Fr.	Winnsboro, S.C.
20	Mark Bridges	DB	5-10	175	Jr.	Heath Springs, S.C.
21	Andy Hastings	DB	5-10	185	Sr.	Watkins Glen, N.Y.
22	Freddy Snow	DB	6-1	185	Fr.	Duluth, Ga.
23	Lou Biondi	DB	5-5	175	Sr.	Pittsburgh, Pa.
24	Robert Perlotte	DB	6-0	170	So.	Hodges, S.C.
25	Pat Bowen	DB	6-1	190	Fr.	Mechanicsburg, Pa.
26	Harry Skipper	DB	5-10	170	Fr.	Baxley, Ga.
27	Chuck Finney	DB	6-0	180	Fr.	Miami, Fla.
28	Gary Burger	DB	6-1	185	Fr.	Decatur, Ga.
29	Al Stevens	DB	5-9	170	Jr.	Riceboro, Ga.
30	James McKie	RB	5-11	180	Jr.	Belvedere, S.C.
31	Percy Reeves	RB	6-2	180	So.	Irmo, S.C.
32	Jeff Kendziorski	RB	6-1	210	Jr.	Hopedale, Ohio
34	Steve Dorsey	RB	6-0	195	Sr.	Towson, Md.
35	Spencer Clark	RB	6-0	180	Sr.	Fleming, Ga.
38	George Rogers	RB	6-2	210	Sr.	Duluth, Ga.
40	Len Oliver	SE	5-8	170	Jr.	Charlotte, N.C.
41	Zion McKinney	FL	6-0	200	Sr.	Pickens, S.C.
42	Gregg Gresham	FL	5-9	180	Jr.	Jacksonville, Fla.
44	Horace Smith	SE	5-10	180	So.	Thomasville, Ga.
45	Tim Gillespie	FL	6-0	185	Jr.	Wahiala, S.C.
46	Ben Cornett	TE	6-2	220	Jr.	Greenville, S.C.
47	Willie Scott	TE	6-5	235	Jr.	Newberry, S.C.
48	Dalton Prickett	FL	6-0	170	Sr.	Matthews, S.C.
49	Dewayne Chivers	TE	6-4	225	So.	Camden, S.C.
50	Ed Baxley	LB	6-1	225	Jr.	St. Petersburg, Fla.
51	Fred Sinclair	MG	6-1	250	Sr.	Homestead, Fla.
52	Roscoe Watson	MG	5-11	230	Sr.	Clinton, S.C.
53	Wade Scott	LB	6-0	220	Sr.	Nebo, N.C.
54	Tim Singleton	LB	6-4	235	Sr.	Charleston, S.C.
55	Phillip Vickery	LB	6-2	215	Fr.	Spartanburg, S.C.
57	Karey Johnson	LB	5-10	195	Fr.	Athens, Ga.
58	J. D. Fuller	MG	6-2	215	Fr.	Clinton, S.C.
59	Walt Kater	LB	6-1	210	Jr.	Steelton, Pa.
60	Mark Austin	LB	6-3	240	Fr.	Union, S.C.
61	Quay Farr	C	6-2	230	Sr.	Cowpens, S.C.
62	Gary Hassen	SN	6-2	240	Sr.	New Castle, Pa.
63	Fred David	OG	6-0	240	Sr.	Youngstown, Ohio
64	Randy Teston	C	6-0	235	So.	Jesup, Ga.
65	Rubin Proctor	OG	6-1	240	So.	Miami, Fla.
66	Fred Chalmers	OG	6-1	250	Fr.	Newberry, S.C.
67	Bill Sarrocco	OG	6-5	245	Jr.	Ravenna, Ohio
68	Steve Gettel	OG	6-1	260	Jr.	Ormond Beach, Fla.
70	Steve Bernish	DT	6-4	255	Sr.	White Bear Lake, Minn.
71	Neal Timmons	DT	6-5	260	Sr.	Basehor, Kan.
72	L.T. Williams	DT	6-1	240	Sr.	Lincolnton, Ga.
73	Mike Vargo	DT	6-3	240	Fr.	Columbus, Ohio
74	Chuck Allen	DT	6-3	250	Jr.	Anderson, S.C.
75	Andrew Provence	DT	6-3	245	Fr.	Savannah, Ga.
76	Chuck Slaughter	OT	6-5	245	Jr.	Charleston, S.C.
77	George Schechterly	OT	6-3	255	Jr.	Berwick, Pa.
78	Bill Lane	OT	6-3	250	Sr.	Acme, Pa.
79	Tim Dyches	OT	6-3	245	Fr.	Charlestown, S.C.
80	Phil Ellis	DE	6-1	220	Fr.	St. Petersburg, Fla.
81	Brett Bond	DE	6-0	225	Sr.	Ironton, Ohio
82	Arthur Broussard	DE	6-3	195	Sr.	Missouri City, Tex.
85	Kevin Crocker	DE	5-11	210	Fr.	Hampton, Vir.

Home Team **FLORIDA STATE**

First Downs: (Rush) 11 (Pass) 12 (Pen.) 0 Total 23

Penalties Against: (No.) 5 (Yards) 55

Own Fumbles: (No.) 1 (Lost) 1

IMPORTANT: Most player categories are ranked on per-game average. Thus, it's vital that you consider every player (on both teams) with any statistics in any game this season (get season player statistics from both SIDs). Then list below the last name of players who have season figures but did NOT play in this game. All players with previous statistics will be charged with a game unless you indicate otherwise under DID NOT PLAY IN THIS GAME. A game played is one play—whether or not the player touches the ball. (For guidelines on a game played, refer to BI-7 in 1979 Official Football Statisticians' Manual.) If a player with first-time statistics has missed games, fill in below—after getting from his SID how many games missed.

DID NOT PLAY IN THIS GAME

Last Name PLATT Last Name BURNEY Last Name WILL Last Name WILL Last Name WILL Last Name WILL Last Name WILL

PLAYERS WITH FIRST-TIME STATISTICS WHO HAVE MISSED GAMES: Last Name WILL No. Games Missed 1 Last Name WILL No. Games Missed 1

PLAYER	RUSHING					PASSING					TOTAL OFFENSE		RECEIVING			INT. RETURNS			PUNTING			PUNT RETURNS			K. O. RETURNS			X Pt. Kicks		Other X Pts.		Field Goals		Points					
	Rushes	Gain	Loss	Net	TD's	Att.	Comp.	Int.	Yards	TD's	Conv.	Plays	Yards	Catches	Yards	TD's	No.	Yards	TD's	No.	Yards	Blk'd	No.	Yards	TD's	No.	Yards	TD's	TD's	Att.	Made	Att.	Made		Att.	Made			
Jordan						9	6	1	59	1	1	9	59																				1	0					
Woodham	2	3	1	2	0	29	15	0	145	0	0	31	147																										
LYLES	25	132	0	132	1							25	132	3	18	0										1										6			
WHITING	13	42	1	41	0							13	41	4	42	0																							
R. Williams	2	2	12	(-10)	0							2	(-10)																										
CHERRY	2	5	0	5	0							2	5																										
KENNEDY	1	7	0	7	0							1	7																										
FLOWERS														2	25	0																							
KING														4	38	0																							
P. Williams														2	29	0																							
Har. Johnson														2	24	0										2	45	0											
Childers														4	28	1												1				0	1			8			
HENRY																																							
CAPPELEN																																					4	4	13
STARK																																							
HOME TEAM TOTALS	45	191	14	177	1	38	21	1	204	1	1	83	381	21	204	1	0	0	0	5	208	0	2	5	0	2	45	0	2	1	1	1	1	4	4	27			

Visiting Team **South Carolina**

First Downs: (Rush) 7 (Pass) 2 (Pen.) 0 Total 9

Penalties Against: (No.) 2 (Yards) 18

Own Fumbles: (No.) 4 (Lost) 3

VISITING TEAM TOTALS	40	251	37	214	1	12	3	0	51	0	0	52	265	3	51	0	1	0	0	9	336	0	1	15	0	4	77	0	1	1	1	0	0	0	0	7
----------------------	----	-----	----	-----	---	----	---	---	----	---	---	----	-----	---	----	---	---	---	---	---	-----	---	---	----	---	---	----	---	---	---	---	---	---	---	---	---

Date **Nov. 10, 1979**

Game Site **Tallahassee, Fla.**

Official Attendance **49,490**

Time of Game: Kickoff 7:00 P.M. End of Game 9:35 P.M. Total Elapsed Time 2:35
(Including intermission)

Temperature and Weather Conditions 72° Overcast Winds 3-5 SE

SCORING SUMMARY

run. All plays are measured from the line of scrimmage except field-goal attempts—from the point of kick to the goal posts (goal line plus 10 yards).

After each touchdown, please continue on the same line and under "FOR EXTRA POINTS ONLY" check (✓) type of PAT (kick, pass or run) and whether good (G) or no good (NG).

NONSCORING LONG PLAYS (70 yards or more)			
(List all punts 50 yards or more)			
Team	Play	Player(s)	Yards
South Carolina	PUNT	Feltz	55
FSU	PUNT	STARK	50
FSU	PUNT	STARK	52
MISCELLANEOUS YARDAGE			
Runbacks of blocked (or missed) field goal attempts. If blocked, indicate with (B) after Yards.			
Team	Player(s)	Yards	

[illegible]

Visiting Team SOUTH CAROLINA First Downs: (Rush) 7 (Pass) 2 (Pen.) 0 Total 9 Penalties Against: (No.) 2 (Yards) 18 Own Fumbles: (No.) 4 (Lost) 3

IMPORTANT: Most player categories are ranked on per-game average. Thus, it's vital that you consider every player (on both teams) with any statistics in any game this season (get season player statistics from both SIDs). Then list below the last name of players who have season figures but did NOT play in this game. All players with previous statistics will be charged with a game unless you indicate otherwise under DID NOT PLAY IN THIS GAME. A game played is one play—whether or not the player touches the ball. (For guidelines on a game played, refer to BI-7 in 1979 Official Football Statisticians' Manual.) If a player with first-time statistics has missed games, fill in below—after getting from his SID how many games missed.

DID NOT PLAY IN THIS GAME

Last Name PLATT Last Name BURNEY Last Name _____ Last Name _____ Last Name _____ Last Name _____ Last Name _____
PLAYERS WITH FIRST-TIME STATISTICS WHO HAVE MISSED GAMES: Last Name _____ No. Games Missed _____ Last Name _____ No. Games Missed _____

PLAYER	RUSHING					PASSING						TOTAL OFFENSE		RECEIVING			INT. RETURNS			PUNTING			PUNT RETURNS			K. O. RETURNS			X Pt. Kicks		Other X Pts.		Field Goals		Points	
	Rushes	Gain	Loss	Net	TD's	Att.	Comp.	Int.	Yards	TD's	Conv.	Plays	Yards	Catches	Yards	TD's	No.	Yards	TD's	No.	Yards	Blk'd	No.	Yards	TD's	No.	Yards	TD's	TD's	Att.	Made	Att.	Made	Att.		Made
HARPER	6	10	16	(-6)	0	11	3	0	51	0	0	17	45																							
BECKHAM	1	1	0	1	0	1	0	0	0	0	0	2	1																							
ROGERS	21	187	1	186	1							21	186																1						6	
CLARK	8	48	9	39	0							8	39																							
DORSEY	2	3	0	3	0							2	3																							
REEVES	1	2	0	2	0							1	2																							
SMITH																							1	150	3	57	0									
AUBIN																									1	20	0									
MCKINNEY	1	0	11	(-11)	0							1	(-11)	1	35	0																				
GILLESPIE														1	10	0																				
SCOTT														1	6	0																				
PERLOTTE																	1	0	0																	
LEOPARD																														1	1				1	
FELTZ																				9	336	0														
VISITING TEAM TOTALS	40	251	37	214	1	12	3	0	51	0	0	52	265	3	51	0	1	0	0	9	336	0	1	15	0	4	77	0	1	1	1	0	0	0	0	7

Home Team FLORIDA STATE First Downs: (Rush) 11 (Pass) 12 (Pen.) 0 Total 23 Penalties Against: (No.) 5 (Yards) 55 Own Fumbles: (No.) 1 (Lost) 1

HOME TEAM TOTALS	45	191	14	177	1	38	21	1	204	1	1	83	381	21	204	1	0	0	0	5	208	0	2	5	0	2	45	0	2	1	1	1	1	4	4	27
------------------	----	-----	----	-----	---	----	----	---	-----	---	---	----	-----	----	-----	---	---	---	---	---	-----	---	---	---	---	---	----	---	---	---	---	---	---	---	---	----

Date NOVEMBER 10, 1979 Game Site TALLAHASSEE, FLA Official Attendance 49,490

National Collegiate Athletic Association OFFICIAL SCORING SUMMARY

South Carolina vs. Florida State
Visitors Home

Date Nov. 10, 1979 Site Doak S. Campbell Attendance 49,490

Score by Quarters	1	2	3	4	Final
South Carolina	0	7	0	0	7
Florida State	10	6	0	11	27

Florida State—Lyles 1 run (Cappelen kick), 9:23

Florida State—FG Cappelen 19, 5:31

Florida State—FG Cappelen 29, 13:35

South Carolina—Rogers 80 run (Leopard kick), 13:33

Florida State—FG Cappelen 50, 6:07

Florida State—Childers 7 pass from Jordan (Childers pass from Jordan), 9:55

Florida State—FG Cappelen 27, 7:01

Time of Game: Kickoff 7:00 End of Game 9:40 Total Elapsed Time 2hr. 40min.

Officials R—Tommy Miller; L—James Mahan; EJ—Wm. E. Lange, Jr.; U—James Mosteller; LJ—John Wilson
B.J.—John Buoni

Temperature 70 Wind _____ Weather Cloudy

Sample scoring descriptions:

Winsockie—Smith 8 run (Jones run) 9:58
Tech—Jones 22 pass from Brown (Williams kick) 4:33
Winsockie—Smith 3 run (kick failed) 13:06
Tech—FG Jones, 23, 2:12
Winsockie—Safety, Smith tackled Jones in endzone, 5:05
Tech—Jones 13 run (Jones pass from Brown) 1:57

FLORIDA STATE VS. SOUTH CAROLINA
DOAK CAMPBELL STADIUM-TALLAHASSEE-NOV. 10, 1979-7 P.M.
WEATHER: FAIR, HUMID 72 degrees.

FSU wins toss and receives. Tanner ~~kicks~~ kicks to Johnson at 2. returns to 18.

F18	1-10	Whiting on left side for 4	
F22	2-6	Woodham pass blocked by Allen. incomplete	
F22	3-8	Lyles in middle for 7.	FIRST DOWN
F29	1-10	Woodham pass complete to Whiting for 15	FIRST DOWN
F44	1-10	Woodham pass complete to Lyles for 12	FIRST DOWN
S44	1-10	Lyles gains 4	
S40	2-6	Woodham pass complete to Whiting for 18	FIRST DOWN
S22	1-10	Lyles gains 2. PENALTY : FSU 5, illegal procedure	
S27	1-15	Woodham pass intended for Johnson incomplete	
S27	2-15	Whiting at left tackle for 2	
S25	3-13	Woodham pass complete to Flowers for 15	FIRST DOWN
S10	1-10	Woodham pass intended for Flowers incomplete in end zone	
S10	2-10	Whiting up middle for 9	
S1	3-1	Lyles plunges for 1 and TOUCHDOWN Cappelen kick is good.	FIRST DOWN

FSU 7, USC 0 9:23 82 yards, 12 plays

Capece kicks to Smith at 4, returns to 24
(9:17)

S24	1-10	Rogers gains 4
S28	2-6	Rogers gains 3, FUMBLES Warren recovers for FSU

FSU(8:40)

S31	1-10	Woodham pass to King for 8	
S23	2-2	Whiting at right tackle for 3	FIRST DOWN
S20	1-10	Lyles gains 2	
S18	2-8	Woodham pass complete to Whiting for 11. diving catch.	FIRST DOWN
S7	1-0	Lyles hits left side for 2	
S5	2-0	Lyles in middle for 3. PENALTY: SC 3 yds. Offsides	
S2	2-0	Lyles in line for no gain	
S2	3-0	Woodham to pass, hit by Watson, incomplete	
S2	4-0	Cappelen 18 yard field goal is good.	

FSU 10, USC 0 5:31 31 yards 8 plays

Capece kicks to Smith on 1, returns to S18

SC(5:26)

S18	1-10	Rogers on right side for 12	FIRST DOWN
S30	1-10	Rogers sweeps left for 1	
S31	2-9	Rogers on pitchout left for 2	
S33	3-7	Rogers on pitchout right for 7	FIRST DOWN
S40	1-10	Clark gains 3	
S43	2-7	Rogers sweeps right for 2	
S45	3-5	Harper pass intended for McKinney incomplete	
S45	4-5	Feltz punts into end zone. 55 yard punt. PENALTY: FSU, Clipping 10 yds.	

FSU(1:21)

F10	1-10	Woodham pass complete to Flowers for 10	FIRST DOWN
F20	1-10	Whiting on left side gains 2	
F22	2-8	Woodham pass complete to King for 12	FIRST DOWN
F34	1-10	Lyles rips up middle for 26	FIRST DOWN
S40	1-10	Whiting gains 1 as quarter ends.	

FSU 10, USC 0

National Collegiate Athletic Association

QUICKIE STATISTICS

First Quarter

Half

Third Quarter

Final

(Circle One)

TEAM

SOUTH CAROLINA

FLORIDA STATE

Visitors

Home Team

Score.....	0	10
First Downs.....	2	11
Rushes—Yardage (Net)	8-34	13-63
Passing Yardage (Net)	0	101
*Return Yardage (Net).....	0	0
Passes—Att.—Comp.—Int.	1-0-0	12-8-0
Total Offense—Yards	34	164
Punts (Number—Average)	1-55-55	NONE
Fumbles—Lost	1-1	0
Penalties—Yards.....	1-3	2-15

*Return of Punts, Intercepted Passes and Fumbles (not kickoffs).

INDIVIDUAL LEADERS

SOUTH CAROLINA

Visitors

Rushing	Att.	Net Yards	TD	Long
ROGERS	7	31	0	12
CLARK	1	3	0	3

Passing	Att.—Comp.—Int.	Yds.	TD
HARPER	1-0-0	0	0

Pass Receiving	No.	Yards	TD	Long
NONE				

Punting	No.	Avg.	Long
FELTZ	1	55	55

FLORIDA STATE

Home Team

Rushing	Att.	Net Yards	TD	Long
WHITING	6	21	0	9
LYLES	7	42	1	26

Passing	Att.—Comp.—Int.	Yds.	TD
Woodham	12-8-0	101	0

Pass Receiving	No.	Yards	TD	Long
WHITING	2	33	0	17
FLOWERS	2	25	0	15
KING	2	20	0	12

Punting	No.	Avg.	Long
STARK			

SECOND QUARTER

FSU(15:00)

~~FSU(15:00)~~

S39 2-8 Woodham pass complete to King for 11
 S28 1-10 Lyles on draw gains 15
 S13 1-10 Woodham pass intended for Flowers incomplete in end zone
 S13 2-10 Woodham pass intended for Flowers incomplete
 S13 3-10 Woodham pass intended for Flowers incomplete
 S13 4-10 Cappelen 29 yard field goal is good.

FIRST DOWN
 FIRST DOWN

FSU 13, USC 0 13:45 90 yards, 11 plays

Capece kicks to Smith in end zone. no return

SC(13:45)

S20 1-10 Rogers breaks off tackle for 80 yards and TOUCHDOWN
 Leopard kick is good.

FIRST DOWN

FSU 13, SC 7 13:33 80 yards, 1 play

Tanner kicks to Johnson on goal, returns to 29.

FSU(13:27)

F29 1-10 Whiting sweeps right for 5
 F34 2-5 Woodham pass complete to Whiting for 10
 F44 1-10 Woodham pass deflected at scrimmage. incomplete
 F44 2-10 Lyles sweeps right for 7
 S49 3-3 Woodham pass intended for ~~Ham~~ Johnson incomplete
 S49 4-3 Stark punts into end zone. PENALTY: FSU, interference 15 yards

FIRST DOWN

USC(11:23)

S24 1-10 ~~Rogers breaks off tackle~~ Clark loses 1
 S23 2-11 Clark loses 3
 S20 3-14 Clark loses 5 (Simmons)
 S9 4-19 Feltz punts out of bounds on SC 31. 16 yard punt

FSU(9:26)

S31 1-10 Woodham pass complete to Whiting for loss of 1
 S32 2-11 Lyles on draw for 11
 S21 1-10 Lyles on ~~sweep~~ sweep no gain
 S21 2-10 PENALTY: FSU, Illegal procedure, 5 yds.
 S25 2-15 Woodham pass complete to ~~Black~~ Flowers for 6. PENALTY: FSU, holding, 15
 S45 2-35 Woodham pass intended for Williams incomplete
 S45 3-35 Woodham pass ~~is~~ complete to ~~M~~ Johnson for 11
 S34 4-24 Cappelen 50 yard field goal is good.

FIRST DOWN

FSU 16, SC 7 5:51 31 yards, 6 plays

Capece kicks off into end zone. no return

SC(5:51)

S20 1-10 Rogers gains 8
 S28 2-2 Rogers sweeps left for 9
 S37 1-10 Dorsey gains 2
 S39 2-8 Harper pass intended for McKinney incomplete
 S39 3-8 Rogers in middle for no gain. (Maack)
 S39 4-8 Feltz punts to Henry on 19, returns to 24. 43 yard punt, 5 return

FIRST DOWN

FSU(3:36)

F24 1-10 Lyles up middle for 4
 F28 2-6 Lyles again for 6
 F34 1-10 Woodham pass ~~is~~ complete to King for 7

FIRST DOWN

SECOND QUARTER (page 2)

FSU			
F41	2-3	Lyles gains 2	
F43	3-1	Woodham sneaks for 3	FIRST DOWN
F46	1-10	Woodham pass complete to Lyles for 2	
F48	2-8	Whiting gains 4	
S48	3-4	Woodham pass complete to Lyles for 4, FUMBLE, Edm Broussard.	
S48	3-4	Woodham pass complete to Lyles for 4, FUMBLE, Edm Broussard.	
S48	3-4	Woodham pass complete to Lyles for 4, FUMBLE, Edm Broussard.	
S48	3-4	Woodham pass complete to Lyles for 4, FUMBLE, Edm Broussard.	
USC(0:31)			FIRST DOWN
S44	1-10	Harper Pass to Mc Kinney for 35	FIRST DOWN
S21	1-10	Harper pass intended for Scott incomplete	
S21	2-10	Harper pass intended for McKimney incomplete	
S21	3-10	Harper to pass is rushed. FUMBLE, recovered by Herring, FSU	
FSU(0:07)			
F21	1-10	Woodham loses 1 as half ends	

FSU 16, USC 7

National Collegiate Athletic Association

QUICKIE STATISTICS

First Quarter

Half

Third Quarter

Final

(Circle One)

TEAM

	<u>SOUTH CAROLINA</u> Visitors	<u>FLORIDA STATE</u> Home Team
Score.....	7	16
First Downs.....	51	17
Rushes—Yardage (Net).....	17-123	24-119
Passing Yardage (Net).....	35	145
*Return Yardage (Net).....	0	5
Passes—Att.—Comp.—Int.....	5-1-0	25-15-0
Total Offense—Yards.....	158	264
Punts (Number—Average).....	3-114-38	1-40-40
Fumbles—Lost.....	2-2	1-1
Penalties—Yards.....	1-3	5-55

*Return of Punts, Intercepted Passes and Fumbles (not kickoffs).

INDIVIDUAL LEADERS

<u>SOUTH CAROLINA</u> Visitors					<u>Florida State</u> Home Team				
Rushing	Att.	Net Yards	TD	Long	Rushing	Att.	Net Yards	TD	Long
ROGERS	11	127	1	80	LYLES	14	87	1	26
CLARK	4	(-6)	0	3	WHITING	7	26	0	9
DORSEY	1	2	0	2	WOODHAM	1	3	0	3
Passing	Att.—Comp.—Int.	Yds.	TD		Passing	Att.—Comp.—Int.	Yds.	TD	
HARPER	5-1-0	35	0		WOODHAM	25-15-0	145	0	
Pass Receiving	No.	Yards	TD	Long	Pass Receiving	No.	Yards	TD	Long
MCKINNEY	1	35	0	35	KING	4	38	0	12
					WHITING	4	42	0	18
					FLOWERS	2	25	0	15
Punting	No.	Avg.	Long		Punting	No.	Avg.	Long	
FELTZ	3	38	55		STARK	1	40	40	

SC receives. Capece kicks out of end zone.

SC(15:00)

S20 1-10 Rogers gains 15

FIRST DOWN

S35 1-10 Rogers gains 7

S42 2-3 Dorsey in middle gains 1

S43 3-2 Rogers gains 4 PENALTY: SC, holding, 15 yeds.

S28 3-17 Clark on draw gains 5

S33 4-12 Feltz punts dead on F42. 25 yard punt

FSU(12:12)

F42 1-10 Lyles in middle for 2

F44 2-8 Woodham pass intended for Williams incomplete

F44 3-8 Woodham pass intended for Lyles incomplete

F44 4-8 Stark punts to Smith fair catch on S17. 39 yard punt, no return

SC(11:32)

S17 1-10 Rogers gains 3

S20 2-7 Harper keeps for 4

S24 3-3 Harper pass intended for McKinney incomplete

S24 4-3 Feltz punts dead on F31. 45 yard punt.

FSU(10:10)

F31 1-10 Woodham pass intended for Johnson incomplete

F31 2-10 Whiting loses 1(Watson)

F30 3-11 Woodham pass intended for Lyles incomplete

F30 4-11 Stark punts to Smith fair catch on S20. 50 yd punt

SC(9:24)

S20 1-10 Rogers sweeps right for 21

FIRST DOWN

S41 1-10 Reeves gains 2

S43 2-8 Mc Kinney on end around loses 11(Simmons)

S32 3-19 Rogers gains 4

S36 4-15 Feltz punts to Henry fair catch on F20

FSU(7:16)

F20 1-10 Jordan pass intended for Johnson intercepted by Perlotte on S32

SC(7:05)

S32 1-10 Clark gains 3

S35 2-7 Harper pass complete to Gillespie for 14

FIRST DOWN

S45 1-10 Harper to pass sacked for loss of 7 by Simmons and Pirowski

S38 2-17 Harper keeps for 3

S41 3-14 Harper keeps for 3

S44 4-11 Feltz punts to Henry on 11. 45 yd punt. no return

FSU(4:21)

F11 1-10 Lyles gains 2

F13 2-8 Jordan pass complete to Childers for 7

F20 3-1 Whiting off left tackle for 3

FIRST DOWN

F23 1-10 Jordan pass intended for Whiting incomplete

F23 2-10 Lyles gains 5

F28 3-5 Jordan pass complete to Childers for 4

F32 4-1 Stark punts to Smith at 16, returns to 31. 52 yd punt, 15 yd return

SC(1:33)

S31 1-10 Rogers gains 2

S33 2-8 Rogers on pitchout gains 2

F35 3-6 Beckham pass intended for Scott incomplete

F35 4-6 Feltz punts dead on F25 as quarter ends

FSU 16, SC 7

FOURTH QUARTER

FSU(15:00)

F25 1-10 Lyles up middle for 8
 F33 2-2 Lyles gains 4 FIRST DOWN
 F37 1-10 Lyles gains 3
 F40 2-7 Jordan pass complete to Childers for 10 FIRST DOWN
 50 1-10 Whiting slants for 2
 S48 2-8 Jordan pass complete to Williams for 28 FIRST DOWN
 S30 1-10 Whiting up middle for 4
 S26 2-6 Whiting gains 3
 S23 3-2 Jordan pass complete to Johnson for 13 FIRST DOWN
 S10 1-10 Lyles up middle for 3
 S7 2-6 Jordan pass complete to Childers for 7 yards and TOUCHDOWN
 Jordan pass complete to Childers for 2 pt conversion

FSU 24, SC 7 9:55 75 yards, 11 plays

Capece kicks to Smith at 6, returns to 26

SC(9:48)

S26 1-10 Rogers gains 2, FUMBLES, Jones recovers for FSU
 FSU(9:43)
 S28 1-10 Lyles gains 6
 S22 2-4 Lyles again for 6 FIRST DOWN
 S16 1-10 Lyles gains 3 more
 S13 2-7 Lyles gains 2
 S11 3-5 Jordan pass intended for Lyles incomplete
 S11 4-5 Coppelen 27 yd field goal is good.

FSU 27, USC 7 7:01 28 yds, 6 plays

Capece kicks to Aubin on goal, returns to 20

SC(6:55)

S20 1-10 Beckham scrambles for 1
 S21 2-9 Clark on draw gains 7
 S28 3-2 Clark sweeps left for 30 FIRST DOWN
 F42 1-10 Harper pass intended for Scott incomplete(Jones)
 F42 2-10 Rogers sweeps for 1
 F41 3-9 Harper pass complete to Scott for 6
 F35 4-3 Rogers up middle for 2
 FSU(3:19)
 F33 1-10 Williams gains 2
 F35 2-8 Williams on reverse loses 12
 F23 3-20 Kennedy gains 7
 F30 4-13 Stark punts dead on S43. 27 yard punt
 SC(1:51)
 S43 1-10 Harper pass intended for Smith incomplete(Banasorte)
 S43 2-10 Harper pass intended for Gillespie incomplete(Butler)
 S43 3-10 Harper sacked by McLean for loss of 9.
 S34 4-19 Feltz punts dead on F44.
 FSU(0:46)
 F44 1-10 Cherry gains 5
 F49 2-5 Cherry no gain as time runs out.

FSU 27, South Carolina 7

National Collegiate Athletic Association

QUICKIE STATISTICS

First Quarter

Half

Third Quarter

Final

(Circle One)

TEAM

SOUTH CAROLINA

FLORIDA STATE

Visitors

Home Team

Score,	7	27
First Downs.....	9	23
Rushes—Yardage (Net)	40 - 214	45 - 177
Passing Yardage (Net)	51	204
*Return Yardage (Net)	15	5
Passes—Att.-Comp.-Int.	12 - 3 - 0	38 - 21 - 1
Total Offense—Yards	265	381
Punts (Number-Average)	9 - 33.6 - 37.3	5 - 20.8 - 41.6
Fumbles—Lost	4 - 3	1 - 1
Penalties—Yards.	2 - 18	5 - 55

*Return of Punts, Intercepted Passes and Fumbles (not kickoffs).

INDIVIDUAL LEADERS

SOUTH CAROLINA

Visitors

Rushing	Att.	Net Yards	TD	Long
ROGERS	21	186	1	80
CLARK	8	39	0	30
DORSEY	2	3	0	2

Passing	Att.-Comp.-Int.	Yds.	TD
HARPER	11-3-0	51	0
BECKHAM	1-0-0	0	0

Pass Receiving	No.	Yards	TD	Long
MCKINNEY	1	35	0	35
Gillespie	1	10	0	10
Scott	1	6	0	6

Punting	No.	Avg.	Long
FELTZ	9	37.3	55

FLORIDA STATE

Home Team

Rushing	Att.	Net Yards	TD	Long
LYLES	25	132	1	26
WHITING	13	41	0	9

Passing	Att.-Comp.-Int.	Yds.	TD
Woodham	29-15-0	145	0
JORDAN	9-6-1	59	1

Pass Receiving	No.	Yards	TD	Long
CHILDERS	4	28	1	10
KING	4	38	0	12
WHITING	4	42	0	18

Punting	No.	Avg.	Long
STARK	5	41.6	52

National Collegiate Athletic Association

FINAL TEAM STATISTICS

	<u>SOUTH CAROLINA</u>	<u>FLORIDA STATE</u>
First Downs	<u>9</u>	<u># 23</u>
Rushing	<u>7</u>	<u>12 11</u>
Passing	<u>2</u>	<u>0 12</u>
Penalty	<u>0</u>	<u>23 0</u>
Rushing Attempts	<u>40</u>	<u>45</u>
Yards Rushing	<u>251</u>	<u>191</u>
Yards Lost Rushing	<u>37</u>	<u>14</u>
Net Yards Rushing	<u>214</u>	<u>177</u>
Net Yards Passing	<u>51</u>	<u>204</u>
Passes Attempted	<u>12</u>	<u>38</u>
Passes Completed	<u>3</u>	<u>21</u>
Held Intercepted	<u>0</u>	<u>1</u>
Total Offensive Plays	<u>52</u>	<u>83</u>
Total Net Yards	<u>265</u>	<u>381</u>
Average Gain Per Play	<u>5.1</u>	<u>4.6</u>
Fumbles: Number—Lost	<u>4-3</u>	<u>1-1</u>
Penalties: Number—Yards	<u>2-18</u>	<u>5-55</u>
Interceptions: Number—Yards	<u>1-0</u>	<u>0</u>
Number of Punts—Yards	<u>9-336</u>	<u>5-208</u>
Average Per Punt	<u>37.3</u>	<u>41.6</u>
Punt Returns: Number—Yards	<u>1-15</u>	<u>2-5</u>
Kickoff Returns: Number—Yards	<u>4-77</u>	<u>2-45</u>

National Collegiate Athletic Association

DEFENSIVE STATISTICS

Player	(Team)	Tackles				Fumb Recd	Pass Intc	Pass BrUp
		UT	AT	Tot	for Loss			
PILKOWSKI	FLORIDA STATE	5	8	13	1			
HERRING		1	5	6	0	1		
SIMMONS		4	4	8	3			
SCOTT		0	4	4	0			
WARREN		2	7	9	0	1	→	1
MACEK		1	3	4	1			
MINOLIN		1	3	4	0			
BUTLER		1	3	4	0			
HUNTER		1	3	4	1			
BONASORTE		3	4	7	0	→		1
JONES		2	2	4	0	1	→	2
GILBERT		2	1	3	1			
COURSEY		0	2	2	0			
STOCKSTILL		0	3	3	0			
G. FUTCH		0	3	3	0			
WALLACE		1	1	2	0			
HARRIS		0	1	1	0			
MCLEAN		1	2	3	1			

National Collegiate Athletic Association

DEFENSIVE STATISTICS

Player	SOUTH CAROLINA (Team)	Tackles				Fumb Rcvd	Pass Into	Pass BrUp
		UT	AT	Tot	for Loss			
	SINGLETON	1	7	8	0			
	WADE	4	7	11	0			
	BAXLEY	4	11	15	0			
	BROUSSARD	4	9	13	1	1	→	1
	ALLEN	0	4	4	0	→	→	1
	BERNISH	1	0	1	0			
	SINCLAIR	1	7	8	0			
	ELLIS	2	3	5	0			
	PERLOTTE	0	4	4	0	→	1	1
	BOWEN	3	4	7	0			
	HASTINGS	0	0	0	0	→	→	1
	BRIDGES	3	1	4	0	→	→	1
	FULLER	1	2	3	0			
	SNOW	1	0	1	0			
	WILLIAMS	0	3	3	0			
	TIMMONS	2	3	5	0			
	WATSON	3	6	9	1	→	→	2
	BURBER	1	0	1	0			
	SARROCCO	0	1	1	0			

National Collegiate Athletic Association

FINAL INDIVIDUAL STATISTICS

SOUTH CAROLINA

Visitors

Rushing	Att.	Gain	Lost	Net	TD	Long
ROGERS	21	187	(1)	186	1	80
CLARK	8	48	(9)	39	0	30
DORSEY	2	3	0	3	0	2
HARPER	6	10	(16)	(6)	0	4
REEVES	1	2	0	2	0	2
McKINNEY	1	0	(11)	(11)	0	(11)
BECKHAM	1	1	0	1	0	1

Totals 40 251 37 214 1 80

Passing	Att.	Comp.	Int.	Yards	TD	Long
HARPER	11	3	0	51	0	35
BECKHAM	1	0	0	0	0	0

Totals 12 3 0 51 0 35

Pass Receiving	No.	Yards	TD	Long
McKINNEY	1	35	0	35
Gillespie	1	10	0	10
SCOTT	1	6	0	6

Totals 3 51 0 35

Punting	No.	Yds.	Avg.	Long
FELTZ	9	336	37.3	55

Totals 9 336 37.3 55

Field Goals	Att.	Made	Long
-------------	------	------	------

NONE

Totals

All Returns	Punts		Kickoffs		Intercepted	
	No.	Yds.	No.	Yds.	No.	Yds.
PERLOTTE	-	-	-	-	1	0
SMITH	1	15	3	57	-	-
AUBIN	-	-	1	20	-	-

Totals 1 15 04 77 1 0

FLORIDA STATE

Home Team

Rushing	Att.	Gain	Lost	Net	TD	Long
LYLES	25	132	0	132	1	26
WHITING	13	42	(1)	41	0	9
WOODHAM	2	3	(1)	2	0	3
R. WILLIAMS	2	2	(12)	(10)	0	2
KENNEDY	1	7	0	7	0	7
CHERRY	2	5	0	5	0	5

Totals 45 191 14 177 1 26

Passing	Att.	Comp.	Int.	Yards	TD	Long
WOODHAM	29	15	0	145	0	18
JORDAN	9	6	1	59	1	18

Totals 38 21 1 204 1 18

Pass Receiving	No.	Yards	TD	Long
CHILDERS	4	28	1	10
KING	4	38	0	12
WHITING	4	42	0	18
LYLES	3	18	0	12
H. JOHNSON	2	24	0	13
P. WILLIAMS	2	29	0	18
FLOWERS	2	25	0	15

Totals 21 204 1 18

Punting	No.	Yds.	Avg.	Long
STARK	5	208	41.6	52

Totals 5 208 41.6 52

Field Goals	Att.	Made	Long
CAPPELEN	4	4	50

Totals 4 4 50

All Returns	Punts		Kickoffs		Intercepted	
	No.	Yds.	No.	Yds.	No.	Yds.
HENRY	2	5	-	-	-	-
H. JOHNSON	-	-	2	45	-	-

Totals 2 5 2 45 0 0

BOWDEN QUOTES

On Rogers: That tailback scared us to death he's a great back.

On the defense: Our defense came back tonight.

On Dave Cappelen: Dave had a good game tonight , I was proud of him.

On the game: This was probably our best game of the year.

On starting Woodham: I started Wally to try to nickle and dime em to death.

On being 9-0: It feels " real good "

On Bowl bids : We just hope someone is nice enough to ask us.

Player Quotes

Ron Simmons

- "I think we shut out Rogers out except for that one burst."
- "Rogers will drag you with him or take your arm off."
- "Rogers was the offense"
- "I think the next two games will be OK."
- "We'll just let the bowls take their place—we'll jsut try to win the next one."
- "This is the best game we've played defensively this year."
- "This is the best game we've played as a defensive unit."

Wally Woodham

- "We realized they were dropping their linebackers in the films, and once you start doing something like that its hard to sahnge."
- "Using our backs caught them by surprise."
- "They picked up on our deep routs so we went to the quick outs."
- "I think the delays hurt them badly."
- "Hopefully now, we can get into one of the major bowls."
- "I have to say we've been lucky. We had our share of injuries, but they haven't been really series. We've been fortunate."

*Mark Lyles

- "This game is history now, We have to prepare ourselves for the next one."
- "My primary runs are up the middle. I really like running that way—I feel more comfortable."
- "I finally realized that running doesn't take all that much speed—you just put your head down and plow."
- "We had the reputation of going for the bomb—I think S. Carolina worried about that too much."
- "They had to be one of the best defenses I've ever played against."
- "They had some bad breaks and we took advantage."

HEAD COACH JIM CARLEN

I I thought we got whipped real~~l~~ good. Our pass ~~protection~~ protection broke down several times and that cost us.

Florida State is the best team we've faced this season. I said that before the game and I still believe it.

Florida State is a very deserving football team. I give them a lot of credit. Bobby ~~gambor~~ has done a heckuva g job here. They were charged up to play tonight.

They are ~~a~~ one of the top ten teams in the country. I'm on the UPI Coaches Board and I put them ~~in~~ in sixth or seventh place when I voted.

Our youngsters are beat up some, but we'll come back. We'll have an easy Mpm Monday and won't go in pads.

We've got to get cranked up again for Wake Forest. We've got to improve our defense against the throw. Wake Forest will ~~winning~~ come out throwing.

I applaud our fans, I know they are ~~dis~~ disappointed, just as I am disappointed, but I appreciate their support and we'll ~~be~~ be back.

s ****Tailback George Rogers of South Carolinaa ~~is~~ is now the school's all-time rusher with a total of 2,971 for his career. (1342 for the season as nation's number two rusher)