
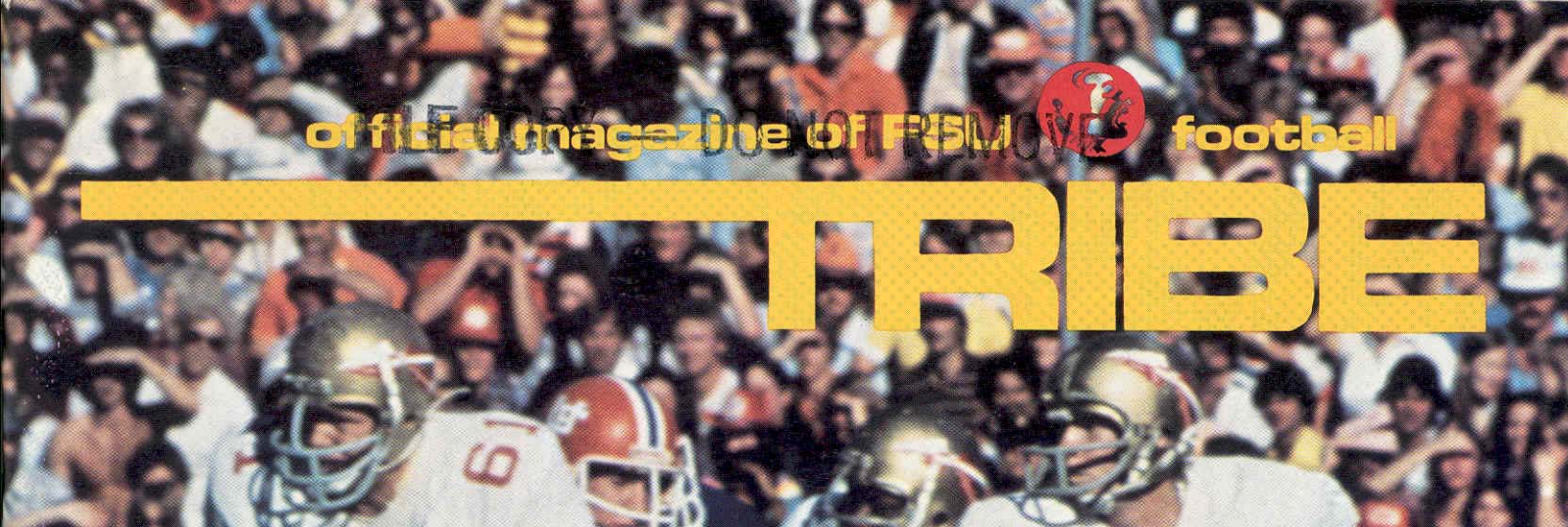


official magazine of FFSM football



TRIBE



Florida State vs.
Memphis State

NOVEMBER 17, 1979

Tribe Tonight

by Mark Carlson, Florida State SPORTS INFORMATION DIRECTOR

Florida State's senior class closes its home career tonight. Yes, you fans of David Cappelen, Walter Carter, Gator Cherry, Jackie Flowers, Mike Good, Hector Gray, Ivory Joe Hunter, Jimmy Jordan, Keith Kennedy, Grady King, Mark Lyles, Jeremy Mindlin, Greg Ramsey, Ed Richardson, Wade Wallace, Scott Warren, Gil Wesley, and Wally Woodham this is

Norman. That was wide receiver Kurt Unglaub. Kurt broke his foot early this season and will receive a medical red-shirt season which will make him eligible to wear the Garnet and Gold next fall.

Much of the individual publicity for the Seminoles in the last two seasons has belonged to quarterbacks Jimmy Jordan and Wally Woodham. This duo

Although they haven't received as much publicity as some of the other seniors, tight end Grady King, defensive tackle Jeremy Mindlin, defensive end Edenbur Richardson, and cornerback Hector Gray have also made very valuable contributions to this Seminole squad in their own sort of way.

Mindlin has been alternating as a starter with Walter Carter for much of the last two seasons. It has been a situation very similar to the one at quarterback but because of the position, which is not as glamorous, the publicity has not been the same.

Richardson is the backup for Warren. But, Edenbur, who watched his brother, Louis, perform a valuable role at defensive tackle with the 1977 team, is an invaluable member of the special teams.

Gary has been at the cornerback slot, but he can play nearly everywhere in the very competitive secondary. A backup this season he was a starter last year when several starters were felled by injuries.

Not to be forgotten are two players who had their careers cut short by injuries. Gil Wesley started 29 straight games for FSU at center before he was felled by a knee injury vs. Mississippi State. And, tailback Greg Ramsey was performing well this season before a knee injury at Virginia Tech shortened his career.

Our hats go off to these young men, who have been such vital instruments in shaping the destiny of this year's Seminole football team and providing nothing but hope for the future. Their deeds and accomplishments will certainly never be forgotten here.



"And this is a defensive back named Keith Jones. You really gotta watch him."

your last chance to watch them frolic on the Doak Campbell Stadium turf.

"I can't remember ever having the pleasure of coaching a better group of seniors," says Seminole head coach Bobby Bowden. "Much of the reason for our success this season must be placed with our senior ball players. Each one of them, in his own special way, has been a leader for us ever since he arrived at Florida State."

Five of those seniors have been leaders ever since they drew their first starting assignment at Norman, Okla., for the third game of the 1976 season. FSU lost that game by a 24-9 count, but the performances of those five showed the coaching staff they intended to be part of the rebuilding process.

Those five included two of this season's four captains. Mike Good, the offensive guard, and Scott Warren, the defensive end, each drew the starting call at Norman. Also making their first collegiate starts that afternoon were fullback Mark Lyles, wide receiver Jackie Flowers and defensive end Walter Carter.

Another of this year's seniors has been a starter since the first game of that '76 campaign. That is placekicker Davey Cappelen, who leaves Florida State with the knowledge that he has become the all-time leading scorer in Seminole history.

One other freshman also started in

has brought the Tribe unprecedented media attention. They were featured on the cover of a pre-season football magazine and also were the subject of a SPORTS ILLUSTRATED story last season. Together Wally and Jimmy have probably drawn as much "ink" as any individual ever to play for FSU.

Ivory Joe Hunter, like Woodham, is a fifth-year player (he was red-shirted one season). Hunter received the opportunity to become part of this season's fine team when he sustained a broken leg in the second game of the '78 campaign. He never played again that season and thus qualified for the medical red-shirt.

HERE'S HOW THEY STAND

FLORIDA STATE (9-0)		MEMPHIS STATE (4-5)	
17	Southern Mississippi14	14	at Mississippi State13
31	Arizona State3	34	Ole Miss38
40	Miami23	16	at Wichita State10
17	Virginia Tech10	7	Texas A & M17
27	Louisville0	20	Northeast Louisiana21
17	Mississippi State6	0	at Southern Miss22
24	at L.S.U.19	22	North Texas State0
26	at Cincinnati21	3	at Vanderbilt13
27	South Carolina7	10	Louisville6
Nov. 17	Memphis State	Nov. 17	at Florida State
Nov. 23	at Florida	Nov. 24	Cincinnati

Seminole Seniors Say Good-bye ...and FSU Football will surely miss them.

by Elgin White, FSU SPORTS INFORMATION

It is extremely difficult to determine exactly what ingredients mesh together to form a winning or a championship football team . . . there are so many. The difficulty is determining which ingredient plays the more important role in that development.

Perhaps it begins at the top with coaching. Then comes recruiting. Then comes ability, followed closely by desire and determination.

But the one ingredient that seems to be overlooked by the average fan is the condiment that coaches look for first on any football team . . . leadership.

And leadership on a football team in the main comes from the seniors . . . the men who have been through four years of gridiron wars . . . the men who know where it is at and what it takes to be winners.

Sometimes strong leadership comes from underclassmen . . . this has happened on the Florida State football team many times . . . examples being former quarterback Gary Huff when he was a junior . . . present quarterback Wally Woodham when he was a junior . . . present nose guard Ron Simmons in this his junior year . . . and the roll call could go on and on, but in the main the leadership must come from the men with experience.


Perhaps that is why it is doubly satisfying to a coaching staff to have the senior leadership that makes a highly successful season.

This year's Seminole team has had the best. Starting with the four co-captains, Mike Good, Scott Warren, Wally Woodham and Ivory Joe Hunter . . . the list of seniors playing their

final home game today for the Seminoles is a roster of leadership and all around team spirit.

"It is always great to have the senior leadership we coaches all need on a team," Bobby Bowden said. "But you hate to see players like we have finishing up their careers here and moving on to what we all know will be bigger and better things. I cannot say enough about our senior leadership this year. It has meant so much to our squad, especially in the tight games where we had to come from behind and show the poise of a good football team. This poise and determination came from our senior players, as it does with seniors on almost every football team.

"I have never been associated with a group of senior players who have shown the experience of four-year



Grady King

men coupled with the enthusiasm of a fuzzy-cheeked freshman."

It is easy to assess the value of certain players on the team, simply by bringing out the statistics. You can do this both offensively and defensively, but they are only figures on a piece of paper. They in no way can describe the four years of anguish, joy, depression, elation, pain, humility, glory, and plain old good times that the seniors have had as members of this football team.


But measurement has to start somewhere, so we will go with statistics as a barometer, of sorts, of what these seniors have meant to the 1979 Seminoles.

It is only natural, either by press coverage, the positions they play, or the attention they receive, that we start with the quarterbacks.


Wally Woodham and Jimmy Jordan have been the field generals . . . the big ingredient that determined whether or not the team could move it. Coach Bowden was fortunate in that he has had senior leadership from Woodham and Jordan for TWO years . . . they provided it as juniors last season. And they both certainly fulfilled that role to the hilt this season.

Woodham, nicknamed "The Surgeon" for his ability to slice through opposing pass defenses, and Jordan, nicknamed both "Huck" and "The Rifleman," have neither one approached season or career records that other great Florida State passers have established. To date, for example, Wally's passing stats (prior to the South Carolina game) would read: 431 attempts, 248 completions, 18 interceptions for 3268 yards and 22 touchdowns. And Jimmy's card would read: 540 attempts, 267 completions, 31 interceptions, 3854 yards and 34 touchdowns.

But this is an unfair comparison to the record breaking antics of Gary Huff, for example, who passed for a career 6378 yards. Wally and Jimmy did their yardage and point making on a half-time basis. The two have almost the same number of playing time minutes because of Coach Bowden's unique two-quarterback system. Now, if you compare both their passing records for yardage and TD passes thrown, it would read: Huff 6086



Dave Cappelen



Mark Lyles

continued on page 7

"It is always great to have senior leadership we coaches all need on a team"

—Bobby Bowden

continued from page 5

yards and 52 TD's . . . Woodham and Jordan 7122 yards and 56 touchdown passes. That would put the Dynamic Duo ahead of all FSU record makers if you multiplied their playing time with the statistical accomplishments.

Because of their share the wealth program of play at Florida State, neither Woodham nor Jordan will appear in the record books among the leaders, but when it comes to the value to the team, they both would head the list. In the hey-days of Gary Huff, Bill Cappleman, Kim Hammond and Steve Tensi, all great Seminole quarterbacks, only with the record of 9-1-1 established in 1964 with Tensi, did the Seminoles approach the overall composite record that has been established by the Woodham-Jordan leadership years. When Bowden took over in 1976, the record was 5-6, then went to 10-2 followed by 8-3 and up

all-time FSU high.

None of this year's crop of seniors is going to approach Larry's peak, but the strong brute-like rushes of Mark Lyles has a place in Seminole annals.

Lyles' running yards total 1857 as of this writing, and with that mark he moves all the way from seventh to second place in individual career rushing for a Seminole, right behind Key. Lyles' record supercedes former second placer Tom Bailey's 1,714 by a wide margin.


Mark was a straight up and down runner when he came here in 1976 as a freshman out of Buffalo, New York. He ran about the same in 1977, more like an extended totem pole, but in 1978 and this season, Coach Bowden and his staff have gotten Lyles to be more like a battering-ram, and some of his rushes this year would make Hagar the Horrible look like a piker when it came to whomping into the

Larry Key experienced in his last season, but a mid-season injury knocked him out for the year, after he had gathered 181 yards in 31 carries for a nifty 4.4 average.


But as if fate decreed it so, Cherry another one of our departing seniors, shifted into the vacated slot and did his thing for 118 yards in 76 carries before he, too, was sidelined against Mississippi State and has not yet returned. This year Seminole fans could without rancor yell, "Go Gator!" and Gator Cherry did his best for them.

The Seminole senior runningbacks did their thing this year, and without their contribution, we would have no high ranking football team in Campbell stadium.


Fortunately for next year's passing game, only one tight end leaves the fold. Dependable and as steady as the rain, Grady King has been a fixture on the end of that offensive line for



Gil Wesley



Mike Good



Jeremy Mindlin

to this printing, 8-0.

Huck and The Surgeon will long be remembered after they have finished their final home game here tonight as the best one-two punch since Mickey Mantle and Roger Maris of the 1956 New York Yankees.

Because of the phenomena that is the Seminole passing game, the Tribe runners have had to play second fiddle in the over-all scheme of FSU offense. Thus has it been so since the halcyon days of Bill Peterson, who, in contrast to Woody Hayes, didn't know what a run was for as long as you could pass.

This submergence of runners broke out of the mold in 1975, 1976 and 1977 when Larry Key ambled up and down the turf to the tune of 2953 yards, an

opposition.

He has indeed been the strongest fullback ever to wear the Garnet and Gold, and one of Bowden's top priorities in the coming recruiting season will be to find a replacement for Lyles.

Two 1979 seniors didn't figure much in the rushing plans of the 'Noles. Greg Ramsey and Gator Cherry were set in behind Homes Johnson and Keith Kennedy.

But Homes didn't come back to school this fall and senior Kennedy, a workhorse and dedicated runner, didn't have the speed for the Seminoles' running back plans, so Ramsey moved to the fore.

It looked as if Greg was going to have the same kind of senior year that

three seasons, and as of this writing, King has totaled 522 yards in receptions, including five touchdowns. Not a bad career's work for the quiet man who toils in a position that is not as glamorous as the wide-outs, but who nonetheless has to be one of the smartest players on the team for receiving and blocking purposes. King is in the same mold as other great Seminole tight ends such as Garry Parris and Ed Beckman, now both in the pros.

One of the players leaving after this season who will be sorely missed is the smallest fella on the field . . . the "Mouse", Li'l Davey Cappelen. In these days of side-winding place kickers, Cappelen is the perfect ex-

continued on page 49

Only one time in FSU history has a player been elected co-captain twice in a row.

continued on page 7


ample of how a 5-9, 155 pound (dripping wet) football player can be perhaps the most valuable man on the squad.

Cappelen entered this season as Florida State's all-time career scoring leader, having compiled 169 with his talented toe before the 1979 bell rang. To this writing he has kicked 56 points this season, giving him a career mark of 225 points. Trailing the Mouse in scoring for the 'Noles is Barry Smith with 164.

Still another senior on the offensive team is a little guy by the name of Wade Wallace. You don't hear much about fellas like Wallace who play on the specialty teams, but ask the many runners returning kicks who people like these are, and they also had a chance or two in the final minutes of every game. Wade was one of the hardest working men on the team, and we all have to remember it is the rest of the 95 players moving around out there on the practice field every day that makes the ink-getters and more well-known stars get their billing.

The 1980 Seminoles will have a head start when it comes to offensive linemen. Only two of this year's outstanding team, center Gil Wesley and guard Mike Good, will be graduating. But those are two mighty big holes to fill, and Bobby Bowden has so stated on more than one occasion.


Wesley didn't miss a snap from center for almost three seasons until a knee injury sidelined him in Mississippi State encounter. It finished his collegiate career with an operation, but his offensive performance the two and a half seasons he was in the pits



Scott Warren

was highlighted with a third team selection on the FOOTBALL NEWS All-American team as a sophomore. At 6-1 and 215 pounds Gil doesn't look much like a football player, but again, size fools you.

Mike Good has an apropos name for his talents when it comes to the game of football. When he was a freshman in 1976, Mike got a pretty good baptism of fire when he drew a starting call at guard against a team named Oklahoma. After seeing part-



Ivory Joe Hunter

time duty the rest of that year and 1977, Mike started all 11 games last season and was regarded by the offensive coaches as the best lineman participating in 1979 spring drills.

He didn't leave it on the practice field, either, for his performances in every game this season were superb, and gives Bowden one more space filling headache when the recruiting season gets into full swing.

Defensively, the Seminoles will not be hurt quite as bad by graduation as the offense. Number-wise, that is, not talent-wise.

Playing their final regular season home game for the G&G tonight are defensive end Scott Warren, tackle Jeremy Mindlin, end Edenbur Richardson, tackle Walter Carter and defensive backs Ivory Joe Hunter and Hector Gray.

Few defensive players in the past decade have received or deserved the attention that has been garnered by Scott Warren. If there ever was a perfect example of the clean-cut, All-American boy it is Scott. Not only is he an outstanding football player, but

an outstanding man. Scheduled to go into medical school following his graduation from Florida State, Warren also will make an outstanding physician.

This year, again at this writing, Scott has made a total of 56 tackles including two important quarterback sacks. An intensive young man, when he finishes a practice session with the Seminole football team, he spends evening hours working in the emergency room at Tallahassee Memorial Research Center.


Jeremy Mindlin, the affable giant from Miami, could qualify as the Quiet Man on the Seminole defensive front. He doesn't jabber a lot, but lets his huge paws and strong arms do the talking for him in a football game.

Jeremy was in and out of the line during the 1977 season, but came into his own last season when he earned a starting berth. Mindlin is one of the strongest players on the team, ranking just behind Ron Simmons and guard Mike Good in the number of total pounds on bench press and power clean.

A strong wrestler, Jeremy has won the campus wrestling championship in his weight class for the past three years. He indeed will leave a large hole to be filled.

Edenbur Richardson from Crystal River, came right on to follow in the senior heroics his brother Louis did for the Seminoles in 1977. Louis was sorta hanging around for three seasons, but in the '77 banner campaign, Richardson took over to be the leading light on the defensive line.

Edenbur did his part this season,



Edenbur Richardson

continued on page 51

...not be forgotten

continued from page 49

too. His greatest contributions to Seminole victories came with key recoveries against Virginia Tech and Mississippi State. The one against State in the end zone saved a touchdown and probably was the turning point in the 17-6 Tribe victory.

The Seminoles got a reprieve on retaining the services of defensive back Ivory Joe Hunter for this year. He was scheduled to graduate in 1978, but a broken leg in the second game of the season gave him another year, and Bobby Bowden faces Mecca at least three times a day in thanks for having co-captain Hunter around one more time. Only one time in FSU history a player has been elected co-captain twice in a row.

Hunter led the team in interceptions in his junior year with four, and this season, with the defensive line and linebackers handling their jobs with such verve, Hunter still has managed 31 tackles, had one intercept, recovered one fumble and caused a fumble. Not a bad season's work for one of the Seminoles' long line of Tallahassee Leon graduates.


Walter Carter, the massive defensive tackle from Richmond, Virginia, has had his big hand in more than one key tackle for the 'Noles this super season. On more than many occasions, you would always see No. 76 getting up from the bottom of a big pile-up on a no gain play in the middle. And on other occasions No. 76 has hauled runningbacks down... from BEHIND no less!

Carter has been in on 30 tackles this year, and has had one quarterback sack, but those figures are deceiving. For the most part, opposing teams simply try to run away from Carter, and he has had to chase 'em down.

Cornerback Hector Gray is the other departing member of the FSU secondary. His career at FSU has been hindered a great deal by injuries, but he has seen as much action this year as those injuries would allow and has played up to his ample capabilities.

He has filled in capably in the defensive backfield when others were out for one reason or another and has been a key factor in the outstanding record the FSU secondary has posted this season.

As with all seniors, these men will soon be long gone, but as the old expression has the best way yet of putting it... they will never be long forgotten.



Your Pru Team is ready to go

Our lineup is prepared to give you full protection, whatever your needs. Life...health...home...auto...annuities. You call the signals, your Pru Representative will clear the way. Our team is ready to go whenever you are.

Interested in a Prudential career? Write P.O. Box 4579, Jacksonville, Florida 32231. An Equal Opportunity Employer M/F.



Prudential

South-Central Home Office, Jacksonville, Florida

Tribe Cagers Prepare for 1979-80 Season

by Mark Carlson, Florida State SPORTS INFORMATION DIRECTOR

"Basketball Joe Williams Style" begins its second act at Florida State in just two weeks.

The Seminoles' second season with Williams as the head coach initiates November 30 when the Tribe host Florida A & M in Tully Gym. It will be the first meeting ever on the hardwood for the two Tallahassee universities that sport outstanding athletic tradition.

"It's going to be an interesting season," says Williams, who made sure the campaign would be that way by upgrading the schedule.

In addition to the rugged Metro Conference that will include home-and-home games with Cincinnati, Louisville, Memphis State, Tulane, St. Louis and Virginia Tech, two-game series have also been scheduled with Jacksonville and South Florida with single dates against Florida and Florida Southern.

Adding prestige to the schedule are dates with Minnesota and Marquette. The Seminoles have traded blows with Minnesota before but this is the first time the Marquette Warriors have been on the menu.

Thus, this club will have a tough time matching the surprising 19-10 efforts of last year's quintet. That group, despite numerous problems in a rebuilding season, still advanced to the finals of the conference tournament before losing to Virginia Tech.

"One of the reasons for the success was that we had a team which played together," Williams said. "The players knew that if they did not play as one they didn't have a chance to win."

Keying those victories was the combination that came to be known as "Jackson-Brown."

Tony Jackson, who will be a senior this year, is the quarterback of the Tribe. He guides the attack and has an uncanny "court sense" in his ability to find the open man. And, he is one of the finest defensive players around, forcing opponents into turnovers that provide FSU with the ball and scoring opportunities.

Brown had the year many collegiate players dream about but few enjoy. He averaged 21.7 points per game, but shot an incredible 69.1 percent from the floor to lead all NCAA Division I players in the field goal percentage. A good season in 1979-80 will allow Brown to become the leading percent-

age shooter of all time in the NCAA.

"Jackson-Brown" forms the nucleus of this year's team, but the supporting cast is also going to be familiar.

Back after sitting out 27 games last season is Mickey Dillard, who probably is the quickest guard in the country. The junior from Dania, Fla., broke his leg following the second game of the season and received a medical red-shirt season. Big things are expected from Mickey, who averaged 20.0 points per game last season in his first two outings.

Bobby Parks, who handled the sixth man role last season before gaining a starting role in mid-season was again slated for a sixth man slot this year. But, a serious pre-season injury which will sideline James Bozeman for the year, has returned Parks to the starting five.

Also expected to see plenty of playing time now is sophomore forward

Pernell Tookes, who saw sporadic action last season, averaging slightly less than 10 minutes per contest.

Two transfers also figure prominently in the picture.

First there is Elvis Rolle, a 6-10, 216-pound junior, who had to sit out last season after leaving Oral Roberts University where he was a starter. His scoring average was better than 12 at ORU and he gives the Tribe added strength under the boards.

The other transfer will not be eligible for competition until the December 20 matchup with Minnesota. He is Rodney Arnold, who comes from Furman where he averaged 20 points as a freshman starter.

Williams is also hoping that Greg Collinsworth, a sophomore, and Donnie Kuhl, a senior, will provide the depth that is needed for a team that will be asked to play 11 games in a 22-day period during February.

FLORIDA STATE UNIVERSITY 1979-80 BASKETBALL SCHEDULE

November			
8	Thurs.	Athletes in Action	Ft. Lauderdale 8:00 p.m.
30	Fri.	FLORIDA A & M	Tallahassee 7:30 p.m.
December			
2	Sun.	JACKSONVILLE	Tallahassee 8:00 p.m.
6	Thurs.	South Florida	Tampa 7:30 p.m.
8	Sat.	Florida	Jacksonville 4:00 p.m.
20	Thurs.	MINNESOTA	Tallahassee 7:30 p.m.
29	Sat.	Western Kentucky	Bowling Green 7:30 p.m. CST
January			
2	Wed.	*TULANE	Tallahassee 7:30 p.m.
4	Fri.	*St. Louis	St. Louis 8:05 p.m. CST
7	Mon.	SOUTH FLORIDA	Tallahassee 9:00 p.m.
10	Thurs.	*Memphis State	Memphis 8:05 p.m. CST
12	Sat.	*Tulane	New Orleans 7:30 p.m. CST
14	Mon.	SOUTH CAROLINA-AIKEN	Tallahassee 7:30 p.m.
19	Sat.	Marquette	Milwaukee 8:00 p.m. CST
21	Mon.	*VIRGINIA TECH	Tallahassee 8:00 p.m.
27	Sun.	*Louisville	Louisville 1:30 p.m.
February			
2	Sat.	*Cincinnati	Cincinnati 1:30 p.m.
4	Mon.	AUBURN	Tallahassee 7:30 p.m.
7	Thurs.	*MEMPHIS STATE	Tallahassee 7:30 p.m.
9	Sat.	*CNICINNATI	Tallahassee 1:30 p.m.
11	Mon.	Florida Southern	Lakeland 8:30 p.m.
14	Thurs.	*ST. LOUIS	Tallahassee 7:30 p.m.
16	Sat.	Jacksonville	Jacksonville 2:05 p.m.
18	Mon.	CLEVELAND STATE	Tallahassee 7:30 p.m.
20	Wed.	ALABAMA-BIRMINGHAM	Tallahassee 7:30 p.m.
22	Fri.	*Virginia Tech	Blacksburg 8:00 p.m.
24	Sun.	*LOUISVILLE	Tallahassee 1:30 p.m.
February 28 -			
March 1		METRO CONFERENCE TOURNAMENT	Louisville

*Metro Conference Teams.

Florida State Seminoles

NO.	NAME	POS.	HT.	WT.	CL.	HOMETOWN
1	Davey Cappelen	PK	5-9	140	Sr.	Vero Beach, Fla.
3	Rohn Stark	P	6-3	195	So.	Fifty Lakes, Minn.
5	Weegie Thompson	QB	6-5	210	Fr.	Midlothian, Va.
6	Dennis McKinnon	WR	6-2	175	Fr.	Miami, Fla.
7	Mike Smith	DB	5-11	185	Jr.	Panama City, Fla.
11	Rick Stockstill	QB	6-1	182	So.	Fernandina Beach, Fla.
12	Wally Woodham	QB	5-11	182	Sr.	Tallahassee, Fla.
15	Jimmy Jordan	QB	6-1	185	Sr.	Tallahassee, Fla.
17	Bill Capece	PK	5-11	190	Jr.	Miami, Fla.
19	Kurt Unglaub	WR	5-11	175	Sr.	Tallahassee, Fla.
21	Bobby Butler	DB	5-11	185	Jr.	Delray Beach, Fla.
22	Hardis Johnson	WR	6-0	172	Fr.	Tampa, Fla.
23	Jackie Flowers	WR	6-2	195	Sr.	Jacksonville, Fla.
24	Harvey Clayton	DB	5-9	164	Fr.	Florida City, Fla.
26	Wade Wallace	FB	5-10	190	Sr.	Birmingham, Ala.
27	Michael Whiting	RB	6-2	195	So.	Largo, Fla.
28	Keith Jones	DB	5-11	185	Jr.	Wildwood, Fla.
29	Sam Platt	WR	5-11	176	Jr.	Jacksonville, Fla.
30	Keith Kennedy	RB	5-10	180	Sr.	Red Bay, Ala.
31	Gator Cherry	FB	6-0	205	Sr.	Lake Wales, Fla.
32	Greg Ramsey	RB	5-10	170	Sr.	Ft. Lauderdale, Fla.
33	James Harris	DB	6-0	170	So.	Gainesville, Fla.
35	Ellis Singletary	LB	5-9	210	Fr.	Jasper, Fla.
36	Butch Holiday	DB	5-8	161	Fr.	Newnan, Ga.
39	Reggie Herring	LB	6-2	195	Jr.	Titusville, Fla.
40	Gary Henry	DB	6-1	185	So.	Orlando, Fla.
41	Tommy Young	RB	6-0	195	So.	Lake City, Fla.
42	Monk Bonasorte	DB	6-1	177	Jr.	Pittsburgh, Pa.
43	Hector Gray	DB	6-1	190	Sr.	Miami, Fla.
44	Ricky Williams	RB	5-11	170	Fr.	Griffin, Ga.
46	Ivory Joe Hunter	DB	5-11	180	Sr.	Tallahassee, Fla.
48	Mark Lyles	FB	6-4	232	Sr.	Buffalo, N.Y.
49	Ken Burnett	DB	6-0	192	Fr.	Brandon, Fla.
50	Ron Simmons	NG	6-1	220	Jr.	Warner Robins, Ga.
51	James Gilbert	NG	6-2	235	So.	Miami, Fla.
52	Willie Andrusko	C	6-5	227	So.	Atlanta, Ga.
53	Paul Piurowski	LB	6-3	205	Jr.	Sarasota, Fla.
54	Arthur Scott	DE	6-2	222	Sr.	Tampa, Fla.
55	Gil Wesley	C	6-1	220	Sr.	Birmingham, Ala.
56	Dmitri Rigas	NG	6-2	210	Sr.	Augusta, Ga.
57	Keith Baker	LB	6-0	195	So.	Delray Beach, Fla.
58	John Madden	C	6-2	218	Jr.	Ft. Walton Beach, Fla.
59	Robert Harris	DL	6-2	245	Fr.	Miami, Fla.
60	Scott McLean	DT	6-4	218	So.	Clermont, Fla.
61	Brent Brock	OG	6-4	235	Jr.	Albany, Ga.
62	Eric Ryan	OG	6-4	225	Fr.	Sarasota, Fla.
63	Lee Adams	OG	6-4	245	Jr.	Ruskin, Fla.
64	Jarvis Coursey	DE	6-5	195	So.	Gray, Ga.
65	Trent Barnes	OG	6-4	230	Jr.	Lakeland, Fla.
66	Redus Goggins	OG	6-3	230	So.	Chipley, Fla.
67	Mark Macek	DT	6-2	235	Jr.	Wyandotte, Mich.
68	Jeff Field	OG	6-1	225	Jr.	Albany, Ga.
69	Mike Good	OG	6-2	230	Sr.	Sanford, Fla.
70	Greg Futch	OT	6-3	245	Jr.	Ocala, Fla.
71	Bob Merson	OG	6-3	238	So.	Seminole, Fla.
72	Ken Lanier	OT	6-4	260	Jr.	Columbus, Ohio
73	Chris Nickrenz	OT	6-6	252	Fr.	Buffalo, N.Y.
74	Danny Collier	OT	6-4	250	So.	Eau Gallie, Fla.
75	Tom Brannon	OT	6-3	240	Jr.	Albany, Ga.
76	Walter Carter	DT	6-4	240	Sr.	Richmond, Va.
77	Jeremy Mindlin	DT	6-3	230	Sr.	Miami, Fla.
79	Garry Futch	DE	6-3	220	So.	Ocala, Fla.
80	Scott Warren	DE	6-3	228	Sr.	Titusville, Fla.
81	Zeke Mowatt	TE	6-3	220	Fr.	Wauchula, Fla.
83	Ron Hester	TE	6-2	205	Jr.	Umatilla, Fla.
84	Sam Childers	TE	6-2	195	So.	Tallahassee, Fla.
85	Grady King	TE	6-4	205	Sr.	Satellite Beach, Fla.
86	Bill Keck	TE	6-4	220	Jr.	Newark, Ohio
87	Phil Williams	WR	5-10	168	Jr.	Warner Robins, Ga.
88	Jeff Bowden	WR	5-7	165	So.	Tallahassee, Fla.
90	Ed Richardson	DE	6-3	206	Sr.	Crystal River, Fla.
91	John Diamantas	DT	6-3	230	Fr.	Merritt Island, Fla.
93	David Ellis	OT	6-3	235	So.	Paisley, Fla.
94	Mark Sims	LB	6-4	215	So.	Bonifay, Fla.
95	Terry Widner	OG	6-5	250	Fr.	Donalsonville, Ga.
97	Herbert Harp	DL	6-2	275	Fr.	Winter Garden, Fla.
99	Ricky Render	DL	6-4	220	Fr.	Ozark, Ala.

Memphis State Tigers

NO.	NAME	POS.	HT.	WT.	CL.	HOMETOWN
2	Kevin Doak	WR	5-11	156	Sr.	Franklin, Tenn.
3	Kraig Pride	RB	5-11	186	Sr.	Dallas, Tex.
5	Anthony Parker	RB	6-1	195	Fr.	Fulton, Ky.
6	Dewayne Ricketts	FB	5-11	185	Fr.	Nashville, Tenn.
7	John Bowers	WR	6-2	177	Fr.	Memphis, Tenn.
8	Kevin Bettie	QB	6-2	190	Sr.	Memphis, Tenn.
9	Michael Harper	WR	6-5	195	Fr.	St. Petersburg, Fla.
10	Darrell Martin	QB	6-1	175	Fr.	Memphis, Tenn.
11	Dennis Bradshaw	QB	6-0	180	So.	Rossville, Ga.
12	Terrie Sudduth	DB	5-11	174	Fr.	Memphis, Tenn.
13	Dave Anderson	QB	6-2	173	Fr.	St. Petersburg, Fla.
14	Jeff Boone	K	5-11	187	Jr.	Memphis, Tenn.
15	Hugh Owens	P	5-10	176	Sr.	Bolivar, Tenn.
17	Rusty Bennett	K	5-11	169	Jr.	Clarksdale, Miss.
18	Alan King	WR	5-11	171	So.	Tampa, Fla.
19	Tom Albers	WR	6-0	181	Fr.	Longwood, Fla.
20	Tony Wiley	RB	5-9	175	Fr.	Atmore, Ala.
21	Tony Hunt	WR	5-10	168	Jr.	Union City, Tenn.
22	Leo Cage	RB	5-9	185	Sr.	Vicksburg, Miss.
23	Ricky Meadows	DB	5-10	170	Fr.	Memphis, Tenn.
24	Richard Locke	FB	5-11	203	Jr.	Cooksville, Tenn.
25	Dean Nichols	DB	5-10	168	Jr.	Oak Ridge, Tenn.
26	Jerry Knowlton	WR	5-9	155	So.	Memphis, Tenn.
27	Anthony Carter	DB	6-1	180	Fr.	Memphis, Tenn.
28	Clyde Avant	DB	5-11	175	Fr.	Senatobia, Miss.
29	Johnny Ray	DB	6-2	195	Jr.	Memphis, Tenn.
30	Mike Dion	FB	5-8	173	Fr.	Memphis, Tenn.
31	Sean McCann	DB	6-2	193	So.	Jacksonville, Fla.
32	Richard Williams	FB	6-1	190	Fr.	Eustis, Fla.
34	Vincent Laws	DB	5-10	190	Fr.	Memphis, Tenn.
36	Mike Evans	LB	6-0	190	Fr.	Johnson City, Tenn.
40	James Stewart	DB	6-1	187	Sr.	Memphis, Tenn.
42	Robert Livingston	DB	6-1	190	Jr.	Memphis, Tenn.
44	Danny Felts	RB	5-11	170	Fr.	Memphis, Tenn.
45	Tony Glover	FB	6-1	200	Jr.	Antioch, Tenn.
46	Stanley Dunn	DB	6-1	184	So.	Orlando, Fla.
47	Michael Thomas	LB	5-11	194	Jr.	Douglasville, Ga.
49	Derek Bell	LB	6-2	190	Sr.	Tampa, Fla.
50	Bailey Lowery	C	6-6	240	Fr.	Alamo, Tenn.
52	Todd Ondra	LB	6-4	217	Jr.	Bradley, Ill.
53	Larry Milligan	OG	6-2	217	Fr.	Fernandina Beach, Fla.
54	Greg Montgomery	NG	6-3	220	Fr.	Atmore, Ala.
55	Tap Miller	C	6-3	213	Fr.	Atlanta, Ga.
56	Pete Scatamacchia	NG	6-2	225	Sr.	Memphis, Tenn.
57	Greg Clark	C	6-4	220	Jr.	Tampa, Fla.
58	Keith Bowden	DE	6-5	199	Sr.	Wicksburg, Ala.
59	Brian Vanderheyden	OG	6-3	242	Jr.	Rockville, Ind.
60	Phil Sutherlin	OG	6-2	232	Fr.	Mayfield, Ky.
62	Mike Kleimeyer	DE	6-2	220	Fr.	Eustis, Fla.
63	Vinnie DeLucia	NG	6-2	241	Fr.	Boca Raton, Fla.
64	Fred Heesch	C	6-5	246	Jr.	Buffalo Grove, Ill.
65	Buddy Carter	OG	6-4	240	Jr.	Bessemer, Ala.
66	Dan Robinson	OG	6-2	221	Fr.	Memphis, Tenn.
67	Dennis Smith	DT	6-2	244	Jr.	Cleveland, Ms.
68	Darrell Torbett	OT	6-5	260	Sr.	Madisonville, Tenn.
69	Greg Hardee	OG	6-3	222	Jr.	Jackson, Tenn.
70	John Clifton	OG	6-0	225	Jr.	Little Rock, Ark.
71	Paul Sharkey	DT	6-4	235	Fr.	Lowell, Ind.
73	Rick Snider	OT	6-5	248	Jr.	Birmingham, Ala.
74	Bill Chauncey	OT	6-3	256	Fr.	Rolling Meadows, Ill.
75	Rick Ackerman	DT	6-5	240	Jr.	Bloomington, Ill.
76	Doug Gleason	OG	6-3	230	Fr.	Miami, Fla.
77	Jim Heenan	OT	6-5	255	Sr.	Zion, Ill.
78	Anthony Penchion	DT	6-2	256	Fr.	Town Creek, Ala.
80	Ken Dunek	TE	6-6	235	Sr.	Marengo, Ill.
82	Bob Humble	TE	6-5	220	Fr.	Owensboro, Ky.
87	Phil Pirkle	DE	6-3	208	So.	Alpharetta, Ga.
88	Frank Smith	TE	6-3	205	Fr.	Huntsville, Ala.
89	Bruce Travis	DE	6-4	217	Fr.	Callahan, Fla.
90	Duane Marshall	LB	6-3	208	So.	Covington, Tenn.
91	Keith Clark	DE	6-4	230	Jr.	Memphis, Tenn.
92	Russell Richards	TE	6-2	204	Jr.	Vicksburg, Miss.
94	Jerry Young	DE	6-6	225	Fr.	Russellville, Ala.
95	John Garner	DE	6-3	200	Fr.	Roswell, Ga.
97	Wayne Weedon	DT	6-4	225	Sr.	Selma, Ala.
98	Pat Risley	DT	6-7	231	Fr.	Naperville, Ill.
99	Stanley Adams	DE	6-2	205	So.	Jericho, Ariz.

FLORIDA STATE (9-0) vs. MEMPHIS STATE (4-5)

November 17, 1979
Doak S. Campbell Stadium

Florida State Seminoles

Memphis State Tigers

OFFENSE

WR 22 Hardis Johnson
29 Sam Platt
OT 72 Ken Lanier
74 Danny Collier
OG 69 Mike Good
62 Eric Ryan
C 58 John Madden
63 Lee Adams
OG 70 Greg Futch
59 Robert Harris
OT 75 Tom Brannon
73 Chris Nickrenz
TE 85 Grady King
84 Sam Childers
QB 12 Wally Woodham
15 Jimmy Jordan
RB 27 Michael Whiting
44 Ricky Williams
FB 48 Mark Lyles
49 Ken Burnett
WR 23 Jackie Flowers
87 Phil Williams

DEFENSE

DE 54 Arthur Scott
60 Scott McLean
DT 67 Mark Macek
51 James Gilbert
NG 50 Ron Simmons
79 Garry Futch
DT 77 Jeremy Mindlin
76 Walter Carter
DE 80 Scott Warren
90 Ed Richardson
LB 39 Reggie Herring
64 Jarvis Coursey
LB 53 Paul Piurowski
57 Keith Baker
CB 21 Bobby Butler
33 James Harris
CB 46 Ivory Joe Hunter
43 Hector Gray
FS 42 Monk Bonasorte
7 Mike Smith
SS 28 Keith Jones
40 Gary Henry

Punts — 3 Rohn Stark
Placements — 1 Davey Cappelen
Kickoffs — 17 Bill Capece
Holder — 11 Rick Stockstill
Snaps — 65 Trent Barnes
Punt Returns — 40 Gary Henry
KO Returns — 27 Michael Whiting,
22 Hardis Johnson

OFFENSE

WR 7 John Bowers
26 Jerry Knowlton
LT 73 Rick Snider
77 Jim Heekan
LG 59 Brian Vanderheyden
66 Dan Robinson
C 57 Greg Clark
64 Fred Heesch
RG 65 Buddy Carter
57 Greg Clark
RT 68 Darell Torbett
74 Bill Chauncey
TE 92 Russell Richards
80 Ken Dunek
QB 8 Kevin Betts
10 Darrell Martin
RT 22 Leo Cage
20 Tony Wiley
FB 24 Richard Locke
30 Mike Dion
FL 21 Tony Hunt
2 Kevin Doak

DEFENSE

LE 62 Mike Kleimeyer
91 Keith Clark
LT 75 Rick Ackerman
67 Dennis Smith
NG 56 Pete Scatamacchia
54 Greg Montgomery
RT 97 Wayne Weedon
78 Anthony Penchion
RE 99 Stanley Adams
58 Keith Bowden
LLB 52 Todd Ondra
90 Duane Marshall
RLB 47 Michael Thomas
49 Derek Bell
LCB 12 Terrie Sudduth
46 Stanley Dunn
RCB 40 James Stewart
27 Anthony Carter
SS 31 Sean McCann
27 Anthony Carter
FS 29 Johnny Ray
25 Dean Nichols

Punts — 15 Hugh Owens, 92 Russell Richards
Kickoffs — 17 Rusty Bennett, 14 Jeff Boone
Holder — 11 Dennis Bradshaw, 10 Darrell Martin
Punt Returns — 5 Anthony Parker, 2 Kevin Doak
KO Returns — 31 Sean McCann, 24 Richard Locke

OFFICIALS: Referee — Paul Schmitt (SICOA); Linesman — James Mahan (SICOA); Field Judge — Wilson Gosier (SICOA); Umpire — Nate Anderson; Line Judge — Ronnie Baynes; Back Judge — Ted Thomas

Home Team Florida State Univ. First Downs: (Rush) 7 (Pass) 21 (Pen.) 3 Total 31 Penalties Against: (No.) 7 (Yards) 72 Own Fumbles: (No.) 0 (Lost) 0

IMPORTANT: Most player categories are ranked on per-game average. Thus, it's vital that you consider every player (on both teams) with any statistics in any game this season (get season player statistics from both SIDs). Then list below the last name of players who have season figures but did NOT play in this game. All players with previous statistics will be charged with a game unless you indicate otherwise under DID NOT PLAY IN THIS GAME. A game played is one play—whether or not the player touches the ball. (For guidelines on a game played, refer to BI-7 in 1979 Official Football Statisticians' Manual.) If a player with first-time statistics has missed games, fill in below—after getting from his SID how many games missed.

DID NOT PLAY IN THIS GAME

Last Name Last Name Last Name Last Name Last Name Last Name Last Name Last Name

PLAYERS WITH FIRST-TIME STATISTICS WHO HAVE MISSED GAMES: Last Name BURNETTE No. Games Missed 9 Last Name Mowatt ops No. Games Missed 9

PLAYER	RUSHING					PASSING					TOTAL OFFENSE		RECEIVING			INT. RETURNS			PUNTING			PUNT RETURNS			K. O. RETURNS			X Pt. Kicks		Other X Pts.		Field Goals		Points			
	Rushes	Gain	Loss	Net	TD's	Att.	Comp.	Int.	Yards	TD's	Conv.	Plays	Yards	Catches	Yards	TD's	No.	Yards	TD's	No.	Yards	Blk'd.	No.	Yards	TD's	No.	Yards	TD's	TD's	Att.	Made	Att.	Made		Att.	Made	
JORDAN						29	18	1	189	3	1	29	189																				1	0			
WOODHAM						6	3	0	55	0	0	6	55																								
Stockstill						7	6	0	103	0	0	7	103																								
LYLES	20	85	2	83	1							20	83	4	26	0												1			0	1				8	
WHITING	11	51	0	51	0							11	51	2	25	0																					
R. Williams	2	11	0	11	1							2	11														1									6	
CHERRY	3	8	0	8	0							3	8																								
Kennedy	1	1	0	1	1							1	1	1	11	0											1									6	
Flowers														9	117	1											1									6	
BUTLER																										1	17	0									
JOHNSON, Har.														3	34	1											1									6	
HENRY														1	5	1											7	42	0								
KING																											1										6
P. Williams														2	37	0																					
JONES																										0	16	1								6	
BURNEY	4	11	3	8	1							4	8														1									6	
BURNETTE	2	6	0	6	0							2	6																								
McKinnon	1	10	0	10	0							1	10	2	45	0										1	0	0	1	27	0						
PIUROWSKI																	1	29	1									1								6	
Johnson, T														1	14	0																					
Stark																				4	171	0															
CAPPELEN																														8	7			1	1	10	
MOWATT														1	10	0																					
KECK														1	23	0																					
HOME TEAM TOTALS	44	183	5	178	4	42	27	1	347	3	1	86	525	27	347	3	1	29	1	4	171	0	9	75	1	1	27	0	9	8	7	1	1	1	1	66	

Visiting Team MEMPHIS STATE First Downs: (Rush) 6 (Pass) 5 (Pen.) 1 Total 12 Penalties Against: (No.) 3 (Yards) 35 Own Fumbles: (No.) 3 (Lost) 0

VISITING TEAM TOTALS	38	142	18	124	0	24	7	1	115	2	0	62	239	7	115	2	1	31	0	10	326	1	0	0	0	7	169	0	2	2	2	0	0	1	1	17
----------------------	----	-----	----	-----	---	----	---	---	-----	---	---	----	-----	---	-----	---	---	----	---	----	-----	---	---	---	---	---	-----	---	---	---	---	---	---	---	---	----

Date Nov. 17, 1979 Game Site Tallahassee, Florida Official Attendance 48,021

Time of Game: Kickoff 7:00 P.M. End of Game 9:55 P.M. Total Elapsed Time 2:55
(Including intermission)

Temperature and Weather Conditions

SCORING SUMMARY

List all scoring plays in sequence. "Time left" means time remaining in the quarter at the conclusion of the scoring play. Under "play," to save you time, please use only: Rush, Pass, INT, PR, KOR, FUM, FG, or SAF (instead of writing out interception, punt, kickoff and fumble returns, field goal or safety).

run. All plays are measured from the line of scrimmage except field-goal attempts—from the point of kick to the goal posts (goal line plus 10 yards).

After each touchdown, please continue on the same line and under "FOR EXTRA POINTS ONLY" check (✓) type of PAT (kick, pass or run) and whether good (G) or no good (NG).

On pass play, list passer first, then receiver and combined yardage of pass and

Team	Qtr.	Time Left	Play	Player(s)	Yards	FOR EXTRA POINTS ONLY ↓ Player(s) ↓	K	P	R	G	NG
FSU	1	8:38	FG	Cappelen	19 PAT						
Memphis State	1	1:07	FG	Bennett	23 PAT						
FSU	2	8:34	PASS	JORDAN to FLOWERS	24 PAT	Cappelen	✓			✓	
FSU	2	0:45	PASS	JORDAN to H. Johnson	4 PAT	Cappelen	✓				✓
FSU	2	0:18	PASS	JORDAN to KING	5 PAT	JORDAN to Lyles		✓		✓	
FSU	3	13:18	INT	PIUROWSKI	29 PAT	Cappelen	✓			✓	
FSU	3	9:22	RUSH	Lyles	1 PAT	Cappelen	✓			✓	
FSU	3	7:14	PR	JONES	16 PAT	Cappelen	✓			✓	
FSU	3	1:48	RUSH	R. WILLIAMS	8 PAT	Cappelen	✓			✓	
Memphis State	4	14:49	PASS	BRADSHAW to DUNEK	51 PAT	Bennett	✓			✓	
FSU	4	11:46	RUSH	KENNEDY	1 PAT	Cappelen	✓			✓	
FSU	4	5:58	RUSH	BURNEY	1 PAT	Cappelen	✓			✓	
Memphis State	4	0:11	PASS	BRADSHAW to PARKER	11 PAT	Bennett	✓			✓	

NONSCORING LONG PLAYS (70 yards or more)

(List all punts 50 yards or more)

Team	Play	Player(s)	Yards
FSU	PUNT	Stark	52

MISCELLANEOUS YARDAGE

Runbacks of blocked (or missed) field goal attempts. If blocked, indicate with (B) after Yards.

Team	Player(s)	Yards

MISSED FIELD GOAL ATTEMPTS

List all missed field goal attempts by both teams. Number listed below should agree with total misses on the front of this form under Field Goals.

[illegible]

IMPORTANT: Most player categories are ranked on per-game average. Thus, it's vital that you consider every player (on both teams) with any statistics in any game this season (get season player statistics from both SIDs). Then list below the last name of players who have season figures but did NOT play in this game. All players with previous statistics will be charged with a game unless you indicate otherwise under DID NOT PLAY IN THIS GAME. A game played is one play—whether or not the player touches the ball. (For guidelines on a game played, refer to BI-7 in 1979 Official Football Statisticians' Manual.) If a player with first-time statistics has missed games, fill in below—after getting from his SID how many games missed.

[illegible]

PLAYER	RUSHING					PASSING					TOTAL OFFENSE		RECEIVING			INT. RETURNS			PUNTING			PUNT RETURNS			K. O. RETURNS			X Pt. Kicks		Other X Pts.		Field Goals					
	Rushes	Gain	Loss	Net	TD's	Att.	Comp.	Int.	Yards	TD's	Conv.	Plays	Yards	Catches	Yards	TD's	No.	Yards	TD's	No.	Yards	Blk'd.	No.	Yards	TD's	No.	Yards	TD's	TD's	Att.	Made	Att.	Made	Att.	Made	Points	
BETTS	3	0	(7)	(-7)	0	15	3	1	32	0	0	18	25																								
MARTIN																																					
BRADSHAW	5	21	0	21	0	7	4	0	83	2	0	12	104																								
LOCKE																																					
CAGE	21	78	11	67	0							21	67	1	9	0																					
RICKETTS	5	15	0	15	0							5	15																								
PARKER	2	9	0	9	0	2	0	0	0	0	0	4	9	2	20	1										2	36	0	1						6		
WILEY	2	19	0	19	0							2	19																								
DOAK														1	9	0																					
HUNT														1	14	0																					
RICHARDS																																					
DUNEK														1	51	1													1							6	
THOMAS																	1	31	0																		
HARPER														1	12	0																					
WILLIAMS																											5	133	0								
OWENS																				9	326	1															
BENNETT																														2	2				1	1	5
VISITING TEAM TOTALS	38	142	18	124	0	24	7	1	115	2	0	62	239	7	115	2	1	31	0	10	326	1	0	0	0	7	169	0	2	2	2	0	0	1	1	17	

HOME TEAM TOTALS	44	183	5	178	4	42	27	1	347	3	1	86	525	27	347	3	1	29	1	4	17	0	9	75	1	1	27	0	9	8	67	1	1	1	66
------------------	----	-----	---	-----	---	----	----	---	-----	---	---	----	-----	----	-----	---	---	----	---	---	----	---	---	----	---	---	----	---	---	---	----	---	---	---	----

NCAASS Form No. 347-B Copyright, 1979 NCAA Statistics Service, Box 1906, Shawnee Mission, Kansas 66222

(OVER)

National Collegiate Athletic Association

OFFICIAL SCORING SUMMARY

Memphis State Florida State
 Visitors vs. Home
 Date Nov. 17, 1979 Site Doak S. Campbell Attendance 48,021

Score by Quarters	1	2	3	4	Final
Memphis State	3	0	0	14	17
Florida State	3	21	28	14	66

Florida State--FG Cappelen 19, 8:38

Memphis State--FG Bennett 23, 1:07

Florida State--Flowers 24 pass from Jordan (Cappelen kick), 8:34

Florida State--Johnson 4 pass from Jordan (Kick failed), 0:45

Florida State--King 5 pass from Jordan (Lyles pass from Jordan), 0:18

Florida State--Piurowski 29 interception (Cappelen kick), 13:18

Florida State--Lyles 1 run (Cappelen kick), 9:22

Florida State--Jones 16 blocked punt (Cappelen kick), 7:14

Florida State--Williams 8 run (Cappelen kick), 1:48

Memphis State--Dunek 51 pass from Bradshaw (Bennett kick), 14:49

Florida State--Kennedy 1 run (Cappelen kick), 11:46

Florida State--Burney 1 run (Cappelen Kick), 5:58

Memphis State--Parker 11 pass from Bettie, (Bennet Kick), 0:11

Time of Game: Kickoff 7:00 End of Game 9 9:55 Total Elapsed Time 2:55

Officials R- Paul Schmitt, L- James Mahan, FJ- Wilson Gosier, U- Nate Anderson,

LJ- Ronnie Baynes, BJ- Ted Thomas

Temperature 60% Wind 5-10 Weather cool, clear

Sample scoring descriptions:

Winsackie-Smith 8 run (Jones run) 9:56
 Tech-Jones 22 pass from Brown (Williams kick) 4:33
 Winsackie-Smith 3 run (kick failed) 13:06
 Tech-FG Jones, 23, 2:12
 Winsackie-Safety, Smith tackled Jones in endzone, 5:05
 Tech-Jones 13 run (Jones pass from Brown) 1:57

FLORIDA STATE VS MEMPHIS STATE
Doak Campbell Stadium, November 17, 1979, 7pm.

FSU wins toss and receives. Bennett kicks dead in the end zone.

F20 1-10 Lyles gains 3
F23 2-7 Jordan pass complete to Flowers for 9 First down
F32 1-10 Lyles gains 3
F35 2-7 Jordan pass to Lyles complete for 9 First down
F44 1-10 Whiting gains 1
F46 1-10 Jordan pass to Williams complete for 13 First down
M2 1-10 Jordan pass to Flowers complete for 3
M39 2-7 Whiting gains 1
M38 3-6 Jordan pass to Johnson complete for 18 First down
M20 1-10 Jordan pass intended for Williams incomplete
M20 2-10 Whiting gains 4
M16 3-6 Jordan pass to Flowers complete for 5; Penalty: FSU, Offsides-5
M21 3-11 Jordan pass to Flowers complete for 12 First down
M 9 1-G Whiting gains 3
M 6 2-G Lyles off tackle for 3
M 3 3-G Jordan pass intended for Flowers incomplete
M 3 4-G Cappelen 19 yard field goal is good.

FSU 3, MSU 0 8:38

Capece kicks dead in the end zone.

MSU 8:38
M20 1-10 Gage gains 5
M25 2-5 Gage gains 6 First down
M31 1-10 Gage in middle for 3
M34 2-7 Gage sweeps for 4
M38 3-3 Betts pass incomplete, deflected
M38 4-3 Owens punts to McKinnon on 29, No return
FSU 6:20
F29 1-10 Whiting runs for 9
F38 2-1 Lyles in middle for 3 First down
F41 1010 Jordan pass intended for Flowers incomplete
F41 2-10 Lyles in line for 1
F42 2-9 Jordan pass to Flowers complete for 9 First down
M49 1-10 Jordan pass complete to Lyles, loses 5
PENALTY: MSU, personal foul-15
M39 1-10 Whiting, no gain
M39 2-10 Jordan pass intended for Williams incomplete
M39 3-10 Jordan pass intercepted by Thomas, returns to F43
MSU 3:26
F43 1-10 Gage gains 3
F40 2-7 Gage gains 31 First down
F 9 1-G Ricketts up the middle for 2
F 7 2-G Gage gains 1
F 6 3-G Betts pass incomplete in the end zone
F 6 4-G Bennett 23 yard field goal is good.

FSU 3, MSU 3 1:07 43 yards, 6 plays

Bennett kicks dead in end zone

FSU 1:03
F20 1-10 Whiting gains 1
F21 2-9 Jordan pass intended for Flowers incomplete
F21 3-9 Jordan pass incomplete, intended for Johnson
F21 4-9 Stark punts dead in the end zone
MSU 0:15
M49 1-10 Gage gains 8

FSU 3 MSU 3

National Collegiate Athletic Association

QUICKIE STATISTICS

First Quarter

Half

Third Quarter

Final

(Circle One)

TEAM

MEMPHIS STATE

FLORIDA STATE

Visitors

Home Team

Score.....	3	3
First Downs.....	2	8
Rushes—Yardage (Net)	9-55	12-33
Passing Yardage (Net).....	0	68
*Return Yardage (Net).....	31	0
Passes—Att.—Comp.—Int.	2-0-0-0	14-8-1
Total Offense—Yards	55	101
Punts (Number—Average)	1-33-0	1-28-0
Fumbles—Lost	0	0
Penalties—Yards.....	1-15	1-5

*Return of Punts, Intercepted Passes and Fumbles (not kickoffs).

INDIVIDUAL LEADERS

MEMPHIS STATE

Visitors

Rushing	Att.	Net Yards	TD	Long
CAGE	7	53	0	6
RICKETTS	1	2	0	2

Passing	Att.—Comp.—Int.	Yds.	TD
BETTS	2-0-0	0	0

Pass Receiving	No.	Yards	TD	Long
NONE				

Punting	No.	Avg.	Long
OWENS	1	33	33

FLORIDA STATE

Home Team

Rushing	Att.	Net Yards	TD	Long
LYLES	6	15	0	3
WHITING	6	18	0	9

Passing	Att.—Comp.—Int.	Yds.	TD
JORDAN	14-8-1	68	

Pass Receiving	No.	Yards	TD	Long
FLOWERS	4	33	0	12
P. WILLIAMS	1	13	0	13
H. JOHNSON	1	18	0	18

Punting	No.	Avg.	Long
STARK	1	28	28

SECOND QUARTER

M41 2-2 Betts pass incomplete
M41 3-2 Cage no gain
M41 4-2 Owens punts dead on 12
FSU
F12 1-10 Whiting gain--nullified by holding penalty
F 7 Jordan to Lyles for 18
F 25 Lyles for gain of two (2)
F27 1-10 Jordan pass complete to Flowerz for 18 FIRST DOWN
F45 1-10 Whiting gains 3
F47 2-7 Jordan pass int. for Williams incomplete
F47 3-7 Jordan passes long, incomplete
F47 4-7 Stark punts dead on M1. downed by Wallace.
MSU 11:43
M1 1-10 Ricketts no gain
M1 2-10 Cage gains 1
M2 3-9 Owens punts to Henry on 41, returns to 39
FSU 10:35
M39 FSU Penalty 15, clipping
F46 Jordan pass incomplete
F46 Jordan pass complete to Lyles for 4
50 Jordan pass complete to Flowers for ~~20~~ 20 FIRST DOWN
M30 1-10 Lyles up middle for 6
M24 2-4 Jordan pass complete to Flowers for 24 and TOUCHDOWN FIRST DOWN
Cappelen kick is good
FSU 10, MSU 3 8:34
Capece ~~xxx~~ kicks ~~xx~~ into end ~~x~~ zone
MSU 8:34
M20 1-10 Cage gains 6
M26 2-4 Cage fumbles pitchout for loss of 2
M24 3-6 Betts pass int. for Dunelkt incomplete
M24 4-6 Owens punts to Henry on 32, returns to 34. PENALTY: FSU, clipping 15 yards
FSU 7:35
F20 1-10 Lyles up middle for 2
F22 2-8 Jordan pass complete to Whiting for 6
F28 3-2 Jordan pass complete to Flowers for 5 FIRST D WN
F33 1-10 Whiting of pitchout for 14 FIRST DOWN
M47 1-10 Lyles gains 4
M49 2-6 Lyles loses 2
F49 3-8 Jordan pass intended for Floweks incomplete
F49 4-8 Stark punts out of bounds on M7
MSU 4:38
M7 1-10 Betts fumbles snap. recovered by Vanderheyden. loses 1
M3 2-10 Cage loses 2
M4 3-13 Ricketts gains 11
M15 4-2 Owens punts to Henry on M47, returns to M40
FSU 2:46
M40 1-10 Jordan pass int. for Johnson incomplete . Penalty. MSU , pass interference. FIRST DO'N
M27 1-10 Whiting gains 12 FIRST DOWN
M15 1-10 Lyles gains 7
M8 2-3 Lyles gains 1
M7 3-2 Whiting up middle for 3 FIRST DOWN
M4 1-6 Jordan pass complete to H Johnson complete for 4 and TOUCHDOWN
Cappelen kick is no good
FSU 16, MSU 3 0:45 40 yds, 6 plays

SECOND QUARTER (Cont.)

Capece kicks to M29. Smith recovers for FSU

FSU 0:44

M29 1-10 Jordan pass complete to Flowers for 17

FIRST DOWN

M12 1-10 Jordan pass int. for Williams incomplete. Penalty: MSU, interference FIRST DOWN

M5 1-0 Jordan pass complete to King for 5 and TOUCHDOWN

Jordan pass complete to Lyles for conversion

FSU 24, MSU 3 0:18 29 yards, 2 plays

Capece kicks tax out of bounds on M24. penalty declined

MSU 0:18

M24 1-10 Cage gains 2

FSU 24, MSU 3



National Collegiate Athletic Association

QUICKIE STATISTICS

First Quarter

Half

Third Quarter

Final

(Circle One)

TEAM

MEMPHIS STATE

FLORIDA STATE

Visitors

Home Team

Score,	3	24
First Downs	2	19
Rushes—Yardage (Net)	18-75	23-84
Passing Yardage (Net)	0	189
*Return Yardage (Net)	31	12
Passes—Att.—Comp.—Int.	4-0-0	29-18-1
Total Offense—Yards	75	273
Punts (Number—Average)	5 - -36	3 - -41.3
Fumbles—Lost	2-0	0-0
Penalties—Yards	3-35	4-40

*Return of Punts, Intercepted Passes and Fumbles (not kickoffs).

INDIVIDUAL LEADERS

MEMPHIS STATE

FLORIDA STATE

Visitors

Home Team

Rushing	Att.	Net Yards	TD	Long
CAGE	14	63	0	31
RICKETTS	3	13	0	11

Rushing	Att.	Net Yards	TD	Long
WHITING	11	51	0	14
LYLES	12	33	0	7

Passing	Att.—Comp.—Int.	Yds.	TD
BETTS	4 0 0	0	0

Passing	Att.—Comp.—Int.	Yds.	TD
JORDAN	29-18-1	189	3

Pass Receiving	No.	Yards	TD	Long
NONE				

Pass Receiving	No.	Yards	TD	Long
FLOWERS	11	117	1	24
LYLES	4	26	0	18
H. JOHNSON	2	22	1	18

Punting	No.	Avg.	Long
OWENS	5	36	44

Punting	No.	Avg.	Long
STARK	3	41.3	52

THIRD QUARTER

MSU receives. Capece x kicks to Williams in end zone, returns to 25.

MSU 14:52

M25 1-10 Cage gains 2.

M27 2-8 Betts complete to Cage for 9

M36 1-10 Betts pass int. for Hunt incomplete

M36 2-10 Cage loses 3. Herring

M33 3-13 Cage pass intercepted by Pirowski on M29, returns for TOUCHDOWN
Cappelen kick is good.

FIRST DOWN

FSU 31, MSU 3 13:18

Capece kicks to Williams at goal line, returns to M22

MSU 13:11

M22 1-10 Cage gains 1

M23 2-9 Betts passes long, incomplete

M23 3-9 Betts ~~pass~~ pass int. for Doak incomplete

M23 4-9 Owens kicks to Henry on 28, ~~Montgomery~~ slips, loses 5

FSU 12:13

F23 1-10 Woodham pass complete to Whiting 19

F42 1-10 Lyles rips for 12

M46 1-10 Lyles again, gains 3

M43 2-7 Lyles on statue of liberty gains 13

M30 1-10 Lyles up middle for 5

M25 2-5 Woodham pass complete to Williams for 24

M1 1-6 Lyles up middle for 1 and TOUCHDOWN

Cappelen kick is good

FIRST DOWN

FIRST DOWN

FIRST DOWN

FIRST DOWN

FSU 38, MSU 3 9:22 77 yds, 7 plays

Capece kicks to Parker in end zone, x returns to 19

MSU 9:13

M19 1-10 Betts pass complete to Hunt for 14

M33 1-10 Cage gains 4

M37 2-6 Betts sacked by Futch for loss of 4

M33 3-10 Betts pass int. for Cage incomplete

M33 4-10 Owens punt is blocked by Butler, Jones recovers on 16 and returns for TOUCHDOWN
Cappelen kick is good.

FIRST DOWN

FSU 45, MSU 3 7:14

Capece kicks to Williams on 4, returns to M46

MSU 7:04

M46 1-10 Cage in middle for 1

M47 2-9 Betts pass incomplete. Bonasorte almost intercepts

M47 3-9 Betts pass int. for Knowlton incomplete. Butler

M47 4-9 Owens punts to Henry on 23, returns to 26

FSU 6:04

F26 1-10 Lyles gains 9

F35 2-1 Williams sweeps for 3

F38 1-10 Lyles gains 7

F45 2-3 Lyles on statue of liberty gains 7. PENALTY: FSU, holding 15

F33 2-15 Woodham pass blocked at scrimmage by Montgomery

F33 3-15 Woodham pass intended for McKinnon incomplete

F33 4-15 Stark punts to Parker on M20, no return. 47 yard punt.

MSU 3:52

M20- 1-10 ~~Penalty~~ ~~Montgomery~~ Betts loses 2

M18 2-8 Parker gains 3

FIRST DOWN

THIRD QUARTER(Cont.)

M21 3-5 Betts pass incomplete
M21 4-5 Owens punt s to Henry on F48, returns to M20
FSU 2:43
M20 1-10 Woodham pass complete to Johnson for 12 FIRST DOWN
M8 1-G Lyles, no gain
M8 2-G Woodham pass intended for McKinnon incomplete in end zone
M8 3-G Williams scoots for 8 yards and TOUCHDOWN
Campelen kick is good.

FSU 52, MSU 3 1:48 20 yards, 4 pz plays

Capece kicks to ~~Williams~~ Williams on 5, returns to 26
MSU 1:42 ~~3:50~~
M26 1-10 Cage loses 1
M25 2-11 Cage no gain
M25 3-11 Bradshaw scrambles for 9
M34 4-2 Owens punts to Henrywho slips down at F26. PENALTY: FSU, 15. Too many indians FIRST
M48 1-10 Ricketts gains 1. ~~PENALTY~~ on ~~the~~ field DOWN
~~M48 2-8~~

- FSU 52, MSU 3

FOURTH QUARTER

M49 2-9 Bradshaw pass complete to Dunek for 51 yards and TOUCHDOWN FIRST DOWN
Bennett kick is good

FSU 52, MSU 10 11:49

Bennett kicks to McKinnon at 5, ~~KENNAN~~ returns to 32

FSU 11:41

F33 1-10 Cherry gains ~~x3~~ 4

F36 2-6 Stockstill pass int. for Mowat incomplete

F36 3-6 Stockstill pass complete to Kennedy for 11

FIRST DOWN

F47 1-10 Stockstill pass complete to ~~for~~ T. Johnson for 14

FIRST DOWN

M39 1-10 Stockstill pass complete to McKinnon for 36

FIRST DOWN

M3 1-0 Cherry gains 2

M1 2-0 Kennedy plunges for 1 and TOUCHDOWN

Cappelen kick is good.

FSU 59, MSU 10 11:46 68 yards, 7 ~~plays~~ plays

Capece kicks to Williams on 1, returns to 24

MSU 11:41

M24 1-10 Ricketts gains 1

M25 2-9 Bradshaw pass intended for Harper incomplete

M25 3-9 Parker halfback pass int. for Betts incomplete

M25 4-9 Owens punts to Henry at 39, no return

FSU 10:42

F39 1-10 Burney gains 7

F46 2-3 Stockstill pass complete to Mowat for 10

FIRST DOWN

M44 1-10 Burney gains 2 3

M41 2-7 Burnett gains 3

M38 3-4 Stockstill pass complete to McKinnon for 9

FIRST DOWN

M29 1-10 Burney loses 3

M32 2-7 PENALTY: FSU, 5, illegal procedure

M37 2-12 McKinnon on reverse gains 10

M27 3-9 Stockstill pass complete to Keck for 23

FIRST DOWN

M4 1-0 Burnett gains 3

M1 2-0 Burney plunges for 1 yard and TOUCHDOWN

Cappelen kick is good.

FSU 66, MSU 10 5:58 61 yards, 10 plays

Capece kicks to Parker on 5, returns to 23

MSU 5:52

M23 1-10 Wiley on sweep gains gains 17

FIRST DOWN

M40 1-10 Wiley gains 1, offsetting penalties

M40 1-10 Bradshaw pass complete to Harper for 12

FIRST DOWN

F48 1-10 Bradshaw keeps for 6

F42 2-4 Wiley gains 2

F40 3-2 Bradshaw pass intended for Hunt incomplete

F40 4-2 Parker sweeps for 6

FIRST DOWN

F34 1-10 Parker pass intended for Betts incomplete

F34 2-10 Betts pass complete to Doak for 9

F25 3-1 Bradshaw ~~x~~ sneaks for 2

FIRST DOWN

F23 1-10 Bradshaw pass complete to Parker for 9

F14 2-1 Bradshaw keeps for 1

FIRST DOWN

F13 1-0 Bradshaw gains 3

FOURTH QUARTER (Continued)

MSU 0:23

F10 2-00 Bradshaw pass intanded for Bowers incomplete

F10 3-00 Bradshaw pass complete to Parker for 10 and TOUCHDOWN
Bennett kick is good.

FIRST DOWN

FSU 66, MSU 17 0:11 77 yds, 15 plays

Bennett kicks into end zone

FSU 0:11

F20 1-10 Cherry gains 2 as game ends

FSU 66, MSU 17

National Collegiate Athletic Association

QUICKIE STATISTICS

First Quarter

Half

Third Quarter

Final

(Circle One)

TEAM

	MEMPHIS STATE Visitors	FLORIDA STATE Home Team
Score.....	17	66
First Downs.....	12	31
Rushes—Yardage (Net).....	38-124	44-178
Passing Yardage (Net).....	115	347
*Return Yardage (Net).....	31	104
Passes—Att.—Comp.—Int.	24-7-1	42-27-1
Total Offense—Yards.....	239	525
Punts (Number—Average).....	10-32.6-	4-42.7-
Fumbles—Lost.....	3-0	0
Penalties—Yards.....	3-35	7-72

*Return of Punts, Intercepted Passes and Fumbles (not kickoffs).

INDIVIDUAL LEADERS

MEMPHIS STATE Visitors					FLORIDA STATE Home Team				
Rushing	Att.	Net Yards	TD	Long	Rushing	Att.	Net Yards	TD	Long
CAGE	21	67	0	31	LYLES	20	83	1	13
RICKETTS	5	15	0	11	WHITING	11	51	0	14
BRADSHAW	5	21	0	9	R. WILLIAMS	2	11	1	8
Passing	Att.—Comp.—Int.	Yds.	TD		Passing	Att.—Comp.—Int.	Yds.	TD	
BETTS	15-3-1	32	0		JORDAN	29-18-1	189	3	
BRADSHAW	7-4-0	83	2		WOODHAM	6-3-0	55	0	
PARKER	2-0-0	0	0		STOCKSTILL	7-6-0	103	0	
Pass Receiving	No.	Yards	TD	Long	Pass Receiving	No.	Yards	TD	Long
CAGE	1	9	0	9	FLOWERS	9	117	1	24
DUNEK	1	51	1	51	LYLES	4	26	0	18
HUNT	1	14	0	14	McKinnon	2	45	0	36
PARKER	2	20	1	11					
Punting	No.	Avg.	Long		Punting	No.	Avg.	Long	
OWENS	9	36.2	49		STARK	4	42.7	52	
TEAM	1	0	0						

National Collegiate Athletic Association

FINAL INDIVIDUAL STATISTICS

MEMPHIS STATE

Visitors

Rushing	Att.	Gain	Lost	Net	TD	Long
CAGE	21	78	(10)	67	0	31
RICKETTS	5	15	0	15	0	11
BETTS	3	0	(7)	(7)	0	-
WILEY	2	19	0	19	0	17
PARKER	2	9	0	9	0	6
BRADSHAW	5	21	0	21	0	9
Totals	38	142	(18)	124	0	31

Passing	Att.	Comp.	Int.	Yards	TD	Long
BETTS	15	3	1	32	0	14
BRADSHAW	7	4	0	83	2	51
PARKER	2	0	0	0	0	0
Totals	24	7	1	115	2	51

Pass Receiving	No.	Yards	TD	Long
CAGE	1	9	0	9
HUNT	1	14	0	14
DUNEK	1	51	1	51
HARPER	1	12	0	12
DOAK	1	9	0	9
PARKER	2	20	1	11
Totals	7	115	2	51

Punting	No.	Yds.	Avg.	Long
OWENS	9	326	36.2	49
TEAM	1	0	0	0
Totals	10	326	32.6	49

Field Goals	Att.	Made	Long
BENNETT	1	1	23
Totals	1	1	23

All Returns	Punts No. Yds.	Kickoffs No. Yds.	Intercepted No. Yds.
THOMAS	-	-	1 - 31
WILLIAMS	-	85 - 133	-
PARKER	-	2 - 36	-
Totals	0 - 0	7 - 169	1 - 31

FLORIDA STATE

Home Team

Rushing	Att.	Gain	Lost	Net	TD	Long
LYLES	20	85	(2)	83	1	13
WHITING	11	51	0	51	0	14
R. WILLIAMS	2	11	0	11	1	8
CHERRY	3	8	0	8	0	4
KENNEDY	1	1	0	1	1	1
BURNEY	4	11	(3)	8	1	7
BURNETTE	2	6	0	6	0	3
McKINNON	1	10	0	10	0	10
Totals	44	183	(5)	178	4	14

Passing	Att.	Comp.	Int.	Yards	TD	Long
JORDAN	29	18	1	189	3	24
WOODHAM	6	3	0	55	0	24
STOCKSTILL	7	6	0	103	0	36
Totals	42	27	1	347	3	36

Pass Receiving	No.	Yards	TD	Long
FLOWERS	9	117	1	24
LYLES	4	26	0	18
H. JOHNSON	3	34	1	18
R. WILLIAMS	2	37	0	24
WHITING	2	25	0	19
KING	1	5	0	5
KENNEDY	1	11	0	11
T. JOHNSON	1	14	0	14
McKINNON	2	45	0	36
WEEK	1	23	0	23
MONROE	1	10	0	10
Totals	27	347	3	36

Punting	No.	Yds.	Avg.	Long
STARK	4	171	42.7	52
Totals	4	171	42.7	52

Field Goals	Att.	Made	Long
CAPPELEN	1	1	19
Totals	1	1	19

All Returns	Punts No. Yds.	Kickoffs No. Yds.	Intercepted No. Yds.
HENRY	7 - 42	-	1 - 6
PIOROWSKI	-	-	1 - 29
BUTLER	1 - 17	-	-
McKINNON	1 - 0	1 - 27	-
JONES	0 - 16	-	-
Totals	9 - 75	1 - 27	1 - 29

DEFENSE STATISTICS

BLOCKED PUNTS: BOBBY BUTLER

FLORIDA STATE

PLAYER	SOLO	ASSISTS	TOTAL	LOSS	PASS BRUP	INT.	F
PIUROWSKI	2	7	9	0	→	1	
HERRING	3	6	9	2			
SIMMONS	2	3	5	0			
SCOTT	0	2	2	0			
WARREN	0	1	1	0			
MACEK	0	6	6	0			
MINOLIN	0	2	2	0			
BUTLER	1	2	3	0	1		
HUNTER	1	2	3	0			
BONASORTE	1	1	2	0	2		
JONES	1	1	2	0			
RICHARDSON	1	1	2	0			
GILBERT	1	3	4	0			
M. SMITH					→	0	1
GRAY	2	1	3	0			
HARRIS	2	3	5	1	1		
WALLACE	0	3	3	0			
CARTER	0	2	2	0			
BA. FUTCH	1	3	4	1			
CAPIECE	0	1	1	0			
BAKER	2	3	5	0			
STOCKSTILL	1	0	1	0			
RIGAS	1	3	4	0			
HENRY	1	0	1	0	1		
SINGLETARY	2	1	3	0			
COURSEY	1	0	1	0			
MCLEAN	1	1	2	0			

DEFENSE STATISTICS

MEMPHIS STATE

<u>PLAYERS</u>	<u>SOLO</u>	<u>ASSISTS</u>	<u>TOTAL</u>	<u>LOSS</u>	<u>PASS BRUP</u>	<u>INT.</u>
SCATAMACCHIA	4	5	9			
THOMAS	1	6	7		→	1
ONDRA	1	6	7			
WEEDON	2	5	7		1	
ADAMS	3	1	4			
KLEIMEYER	3	5	8			
ACKERMAN	1	7	8			
STEWART	1	4	5			
SADDUTH	1	0	1			
McCANN	2	2	4			
RAY	1	3	4	1		
K. CLARK	1	1	2			
CARTER	2	2	4			
MONTBOMERY	2	2	4	1		1
SMITH	2	2	4			
DUNN	2	2	4		1	
NICHOLS	2	2	4			
BELL	1	1	2			
OWENS	0	1	1			
MARSHALL	1	0	1			
GLEASON	0	2	2			

National Collegiate Athletic Association

FINAL TEAM STATISTICS

	MEMPHIS STATE	FLORIDA STATE
First Downs	12	31
Rushing	6	7
Passing	5	21
Penalty	1	3
Rushing Attempts	38	44
Yards Rushing	142	183
Yards Lost Rushing	18	5
Net Yards Rushing	124	178
Net Yards Passing	115	347
Passes Attempted	24	42
Passes Completed	7	27
Had Intercepted	1	1
Total Offensive Plays	62	86
Total Net Yards	239	525
Average Gain Per Play	3.9	6.1
Fumbles: Number—Lost	3-0	0-0
Penalties: Number—Yards	3-35	7-72
Interceptions: Number—Yards	1-31	1-29
Number of Punts—Yards	10-326	4-171
Average Per Punt	32.6	42.7
Punt Returns: Number—Yards	0-0	9-75
Kickoff Returns: Number—Yards	7-169	1-27

QUOTES FROM MEMPHIS STATE COACH RICHARD WILLIAMSON:

"@all I can say is that we got beat by a great football team. We were beate@ every way you can get beat.

Every thing Florida State did, they did well.

We were even after the first quarter. We had somethings going for us early in the first half but once FSU got rolling, they kept rolling.

I knew Florida State had a good football team. They were extremely good.

BOWDEN QUOTES

" I thought we might have had our minds on something else tonight. "

" Everybody seems to put in something new on defense for us. "

" The defense caused the rout. "

"

" I think this game made the Orange Bowl people happy. "

" If ~~he~~ they'd been nice enough not to blitz we would have quit throwin the ball. "

" Before the game I reminded the team of what happened in Cincinnati. "

" The Florida game will be a tough one the Gators always ~~pk~~ play us tough. "

PLAYER QUOTES

Paul Piurowski

"We were in a defense where I shot the gap. All week long I've been going over in mind what would happen if they ran the screen and I read it. It happened just the way I thought it would."

"I'm happy with the bowl situation. I was scared for a while that we were going to be left out."

"Now it's my dream to be 11-0 and beat the Gators."

Jimmy Jordan

There's nothing I can say about the Orange Bowl and how happy I am. I hope we play respectable against our opponent."

"I don't think our minds were on the game in the first quarter--we were thinking bowl."

"I respect MSU a lot. Their defense wasn't as quick as I thought it would be."

"We just tried to pick away with curls and outs--they're easy passes to hit."

"It was sad to play to play in my final home game. I have many memories at Campbell. I guess it's time to move on."

Jackie Flowers

We ran outs, slants and just quick passes."

"We played perfectly on the money."

"My TD run came from somewhere I guess. I've been working on my open field running in practice and I guess it paid off."

Bobby Butler

Me and Keith (Jones) were taking about blocking a punt just before the play. I hadn't blocked on all year and I thought it was time. It worked out strange like that."

"I thought this was going to be a tough game. I think we just wore them away."

"I love being in the Orange Bowl. I'm from there (Delray Beach) and I'm looking forward to seeing some of my people."

"It feels good to have some recognition--recognition that we deserve."

"Now, we need to get a tradition started."

Keith Jones

"Bobby (Butler) just blocked it so well. He blocked the ball and the punter and I just scooped it up and ran it in."

"I feel the Orange Bowl is a fulfillment of everything we've been working since January. Now to fulfill that beginning we have to work hard and continue to win."

"We're good enough to beat any team on any given day. We have to play at our best."