

official magazine of FSU



football

TRIBE

Florida State vs.
East Carolina

1979... 11-0

ORANGE BOWL

Prosvenior

Tribe Tonight

by Mark Carlson, Sports Information Director

Numbers have become a conversation piece for Florida State football fans this week.

No. 1 is the place the Tribe holds in the rather informal rankings of college football teams on CBS's "The NFL Today Show."

No. 1 is also the spot FSU has in the defense against scoring category compiled weekly by the NCAA. The Seminoles are tied with four other teams for the top spot with two shutouts but only FSU and South Carolina have played two games. North Carolina State, Hawaii and Tennessee State have each played one.

No. 2 is the spot where FSU's defense is ranked in yards allowed per game among Division I-A squads. The Tribe is giving up 147.5 yards per game compared to the 73.5 yield of next week's opponent, Miami.

No. 9 is the Seminole position in the Associated Press Top 20 poll.

No. 10 is the FSU slot in the United Press International Top 20 poll.

But, those numbers will mean nothing if the Tribe is beaten tonight by East Carolina (1-1). A lot rides on this final home game for September. There is no doubt the Seminoles need to continue the momentum built up in the opening victories over LSU (16-0) and Louisville (52-0). A win tonight is a must as the Tribe begins preparations for a rugged three-game stretch that includes engagements at Miami (Sept. 27) and Nebraska (Oct. 4) and then the Oct. 11 home date with Pittsburgh.

"There is no way we can let up," Tribe mentor Bobby Bowden says. "One slip and it hurts our chances for national ranking."

In 1979, Bowden was normally tight-lipped about the rankings. He didn't want to talk about the AP or UPI polls until after the season.

"Only one of those polls count—the last one," Bowden said more than once.

This season, however, he slips every now and then and does mention the Seminoles' top 20 standing.

"We got a taste of the polls last year and what it can mean to a football program," Bowden related. "It has been good for our football team and if that's what it takes to motivate our club I'm going to use it to our advantage."

One person who will use the Tribe's



national ranking for motivation purposes tonight is East Carolina's rookie mentor Ed Emory. The Pirates with a win in Doak Campbell Stadium could score the major upset of this 1980 college football campaign.

And, don't for one minute think ECU is not capable of pulling off a win. The Pirates have a history of playing top 20 teams off their feet. Last year, for instance, North Carolina was ranked in the top 20 and hosting the Pirates. When the game had ended the scoreboard

showed 24-24 tie and the Tarheel ranking was tarnished. That same North Carolina team went on to topple Michigan in the Gator Bowl.

This Pirate team is very capable despite the surprising 27-21 loss to Southwestern Louisiana last Saturday. In Anthony Collins, ECU has one of the nation's premier running backs. Already in 1980 he has scored 26 points and gained 111 yards rushing. Last season he was the fourth best all-purpose runner in the NCAA with 1,695 yards, including 1,330 rushing, 16th best in the nation. He averaged 7.3 yards per carry in 1979 and began this season second among active players in yards gained per rush with a 6.63 career average.

Again for Florida State the key to victory will be the defense. If the Tribe defenders can continue their domination it will be a major aid in producing the Seminoles' 18th straight regular season victory.

TRIBE TIDBITS: Seminole QB Rick Stockstill won two major awards for his performance last week vs. Louisville...Associated Press named him and Mississippi State QB John Bond as its Southeastern Offensive Player of the Week...For those who would not remember—the last time the Seminoles had three straight shutouts was at the start of the 1964 season—Miami (14-0), TCU (10-0) and New Mexico State (36-0)...an interesting comparison—East Carolina has gone 100 straight games without being shutout, the fourth longest current streak in the NCAA.

HERE'S HOW THEY STAND

FLORIDA STATE (1-0)		EAST CAROLINA (1-1)	
16	at LSU	0	35 Duke
52	Louisville	0	21 Southwestern Louisiana
Sept. 20	East Carolina	Sept. 20	at Florida State
Sept. 27	at Miami	Sept. 27	Southern Mississippi
Oct. 4	at Nebraska	Oct. 11	at Richmond
Oct. 11	Pittsburgh	Oct. 18	West Carolina
Oct. 18	Boston College (HC)	Oct. 25	at North Carolina
Oct. 25	at Memphis State	Nov. 1	William & Mary
Nov. 1	Tulsa	Nov. 8	at Miami (Fla)
Nov. 8	Virginia Tech	Nov. 15	Eastern Kentucky
Nov. 22	Florida	Nov. 22	at North Carolina State

Sims Won't Forget Butler

by Mike Fish

Early last summer, after being named to yet another All-America team, Ron Simmons slipped away to Connecticut for the usual coat-and-tie awards ceremony. Charles White, Lam Jones and all the regulars were in attendance. And so too, of course, was Billy Sims of Oklahoma.

A lot had transpired in the long months since the Orange Bowl in Miami, but Sims hadn't forgotten Florida State or its skinny cornerback—No. 21. Bobby Butler? Smooth talking, fleet-footed Bobby Butler?

"I'll never forget that guy, ever," Sims assured Simmons. "He's still on my mind."

Butler looks out of place on the playing field. A smaller man—even bony—among college football's imposing physiques. Stand him alongside Ron Simmons and he looks malnourished. But against Oklahoma, it was Butler who gave the former Heisman Trophy winner his stiffest test.

When Sims skirted to the outside against FSU, Butler was usually there for the tackle. And, as Sims remembers, a constant verbal challenge. It was the great on-the-field debate. Here was Bobby Butler, an unassuming-type, taking on a fellow soon to be the NFL's No. 1 draft pick.

"I was trying to intimidate him, see what kind of a player he was," Butler explains. "I was just so psyched up that I was shooting off at the mouth. He told me I was obnoxious, can you imagine that?"

Unfortunately for the Tallahassee contingent, Sims proved to be everything they said he was: quick, elusive and strong. Yet the 170-lb. Butler, as he had all season, waged a battle on every down.

He finished the season with 79 solo tackles—a fair share for any defensive back. It was against Mississippi State All-SEC wide receiver Mardye McDole that Butler—the defender—enjoyed perhaps his best game last fall. McDole, who only a year earlier had burned FUS for two touchdowns and 175 yards, caught two meaningless passes for 25 yards.

Butler's toughest enemy, however, has been injuries. Two years ago, he donned Johnny Unitas-like high tops after injuring his ankle in preseason. It was a lost season.

"Ol' Bobby Butler is deceptive," says FSU coach Bobby Bowden. "He doesn't look like much size-wise, but you know he can get the job done."

This might be a case where physical appearance is misleading. Butler has mimicked his teammates. He's eaten the extra food and religiously made the daily treks to the weight room. But the product has been altered slightly. He's still the slender kind.

It's his foot speed—a team best of 4.33 for 40 yards—that is responsible for allowing him to survive the weekly football grind. So it wasn't a surprise when last season drew to a close, and Butler decided to put this speed to good use with the Seminole track squad.

In the third meet of the indoor season, Butler leaped 24-5 to capture the long jump at the Metro Conference Championships in Blacksburg, Va. He returned to Tallahassee with both a conference and school-record, and also a painful hamstring pull that would curtail his jumping career.

When the outdoor season rolled around, Butler recuperated well enough to run the lead-leg on FSU's impressive 400-meter relay team. Running with Kevin



Johnson, Mike Roberson and Walter McCoy, Butler and FSU placed third (39.1) at the NCAA Championships in Austin, Texas.

"I just figured that this year I'd go out and improve my speed," he says.

Suddenly, in the time required to blaze 100 meters, Bobby Butler had become a two-sport man. No Lam Jones or Curtis Dickey, mind you. But the FSU senior had earned himself another plus with the professional scouts.

"He can run like the devil...very, very fast," offers New York Giants general manager George Young. "Just like somebody said to me one time: 'He's not very big but his speed makes him 7-foot tall.' He's one of these guys who can make up for his stature with sheer foot speed."

"If you can run 4.3 that's just unbelievable. The better you play the less weight is a problem. A lot of guys (in the NFL) are listed as being bigger than they actually are."

Like everything, football goes through its cycles. Not too long ago every program in the country seemed intent on incorporating some facet of the wishbone, then it was the veer and more recently college football has rediscovered the passing game.

Woody Hayes recruits one Art Schlichter, and suddenly Ohio State introduces the passing Buckeyes. You can state a case for similar conversions at Wake Forest, Minnesota, Brigham Young and Michigan State. Many of the so-called reborn programs have been successful because of the forward pass.

In professional football, Gil Brandt talks about the quick defensive back. According to Brandt, the Dallas Cowboys personnel director, Butler fits nicely into the new cycle.

"He's only 170 but we're throwing the ball so much that we're looking for a guy who can run with the pass receivers," he says. "If you bring sprinters into the league on offense, it's only logical that it affects who you bring in to cover them."

"You run under 4.5 and you excite me. We're in a passing cycle. Rules have been changed, things like bumping the receiver only once. So you need quicker defensive backs."

Butler, the near constant smile adorning his face, nods his head in an I-told-you-so fashion. Yes truly, Butler possesses something far more rare than brawn and bulk.

LANIER STEALS THE SPOTLIGHTQUIETLY

by Debbie Geiger

Let's examine the facts. Take a four year starter embarking on his senior year on a highly ranked football team; a team coming off an undefeated regular season and a trip to the Orange Bowl; a team which looks to return with all the intensity of their illustrious 1979 counterparts.

Now one would expect the limelight to be getting pretty bright down there at his spot on the field. But such has not been the case for offensive tackle Ken Lanier who locked up one of the starting line positions in the second game of his freshman year and has been a regular fixture ever since.

Lanier (6-4, 260), whose labors have thus far been performed in the relative anonymity of the offensive line will not go unnoticed much longer. During his tenure at Florida State, Lanier's accolades have included selection to the Associated Press All-South Independent first team and Honorable mention as an All-American. In addition, he holds the FSU outdoor track record with a mark of 60.4 in the shot put.

Lanier anchors an experienced offensive line which has materialized as a dependable Seminole stronghold. Four of five starters return from last season's durable unit.

"Experience is a major factor in our performance," says Lanier. "Individually it helps because you learn to read the defensive stances and know what to expect. Overall on the line it improves our timing. We know how long to hold our blocks and we work better as a team."

For three years the offensive line has been co-ordinated around the protection of drop-back quarterbacks Jimmy Jordan and Wally Woodham. However, that situation will change this year with the installation of junior quarterback Rick Stockstill who has demonstrated a high degree of mobility.

"I expect the line will have to be a lot more alert this year," says Lanier.



"Rick runs right out of the pocket and we'll have to be prepared for that."

Involvement in a program with a reputation for placing top players in the NFL is bound to produce aspirations towards professional football.

"This year a lot of my motivation is the chance to play pro football," says Lanier. "However I'm being cautious. Injuries are always a possibility. Also, I've taken steps to insure that I'll graduate in June with a degree in industrial arts, so if it doesn't work out for me I know I can get a job in my field."

"Ken's record speaks for itself," says head coach Bobby Bowden. "He has

the potential to be as good as he wants to be and this ought to be his best year yet. He has the physical tools to go as far as he wants."

The Florida State squad faces a vigorous schedule in 1980 but expectations are running high in Seminole territory, including those of Ken Lanier.

"I expect this season to be our best yet," says Lanier. "We should be even better than last year because of improvements in our running game. We're hoping for another post season bowl invitation. I plan to be a lot more intense this season and I'm going to go out and make a lot of things happen."


SEMINOLES IN THE PROS




Ed Beckman
Kansas City Chiefs




Leon Bright
B. C. Lions



Randy Coffield
New York Giants



Bobby Jackson
New York Jets



Willie Jones
Oakland Raiders



Larry Key
B. C. Lions



Lee Nelson
St. Louis Cardinals



Gary Parris
St. Louis Cardinals



Louie Richardson
B. C. Lions



Mike Shumann
San Francisco 49ers



J. T. Thomas
Pittsburgh Steelers



- House Plants
- Landscape Plants
- Complete Line Garden Chemicals and Supplies

IN BULK:
SOIL AND
BARK

Wood Stoves and
Firewood
Landscaping

**PARKWAY
GARDEN CENTER**
Complete Landscaping/Irrigation/Fence

Hours:
Mon.-Sat. 9 a.m. to 6 p.m.

878-3184

2350 Apalachee Parkway
2 Blocks East of the Truck Route

Live Call-In Show Tonight

After the game from
Seminole
Locker Room



Sportsradio 1270

Call 222-6868

and talk directly with
Rod Meadows, the
players and coaches

Hear the Seminoles home and
away on Sportsradio 1270 WTNT.
Pre-game show for away games
begins one hour before kickoff. Pre-
game show for home games with
Rod Meadows and Bob Liles begins
at 5:30 p.m.

EMERGENCY MEDICAL
SERVICES FOR THIS
EVENT ARE BEING
CONTRIBUTED BY:



**TALLAHASSEE MEMORIAL
REGIONAL MEDICAL
CENTER**



200 TULLY GYM • TALLAHASSEE FL 32306 • 904-644-4038

MARK CARLSON, DIRECTOR
904/575-7637 - home
SEMINOLE SPORTS LINE
904/644-3820

September 14, 1980

WRITTEN FOR USE AS DESIRED

THREE ON THE TEE--Southern independents Florida State (2-0) and East Carolina (1-1) play their third game of the season Saturday.

SITE--Doak Campbell Stadium (51, 094), Tallahassee.

KICKOFF TIME--7:00 p.m. EDT.

EXPECTED ATTENDANCE--A late buying spree by the general public could give FSU its second straight sellout, but more than likely the crowd will number about 47,000.

THE SEASON--FSU has opened with a pair of shutout victories. The Tribe opened on the road, winning 16-0 at LSU. That was followed by a 52-0 thrashing of Louisville in last week's home opener played before a record Doak Campbell crowd of 52,623. East Carolina bumped Duke, 35-10, in its opener then lost a 27-21 verdict last week to Southwestern Louisiana.

THE SCHEDULES--FLORIDA STATE (2-0)

	16 @ LSU	0
	52 LOUISVILLE	0
Sept.	20--EAST CAROLINA (N)	
	27--@ Miami (Fla.)	
Oct.	4--@ Nebraska	
	11--PITTSBURGH (N)	
	18--BOSTON COLLEGE (N)	
	25--@ Memphis State	
Nov.	1--TULSA (N)	
	8--VIRGINIA TECH (N)	
	22--FLORIDA (N)	

EAST CAROLINA (1-1)

	35 @ Duke	10
	21 SOUTHWESTERN LOUISIANA	27
Sept.	20--@ Florida State	
	27--SOUTHERN MISSISSIPPI	
Oct.	11--@ Richmond	
	18--WESTERN CAROLINA	
	25--@ North Carolina	
Nov.	1--WILLIAM & MARY	
	8--@ Miami (Fla.)	
	15--EASTERN KENTUCKY	
	22--@ N.C. State	

LAST WEEK--Everything clicked for Florida State as it waltzed to a 52-0 win over Louisville in the Tribe home opener. Three FSU quarterbacks tossed six touchdown passes. Four were the responsibility of junior starter Rick Stockstill, who sat out most of the second half but still completed nine of 12 for 115 yards. Sophomore Blair Williams and freshman Kelly Lowrey each hurled one TD pass. A pair of sophomore receivers--Dennis McKinnon and Hardis Johnson--each caught two scoring passes. McKinnon was the top Seminole receiver with six catches for 113 yards. Johnson and Kurt Unglaub each had two grabs. Meanwhile the Seminole defense was picking up its second consecutive shutout. The defenders, without the services of senior All-American noseguard Ron Simmons, held Louisville to minus five (5) yards rushing and a total of 56 yards total offense.

Turnovers were a problem for East Carolina in its surprising loss to Southwestern Louisiana. The Pirates were charged with eight fumbles and lost five. The first four times they touched the ball in the third quarter resulted in fumbles and three of those turnovers led to Southwestern Louisiana touchdowns. Quarterback Carlton Nelson sparked the Pirate offense with 73 rushing yards in 12 carries. He also passed for 108 yards with 12 completions in 21 attempts. Just behind Nelson in the rushing stats was Mike Hawkins, who carried 11 times for 71 yards and a touchdown.

THE COACHES--Bobby Bowden (Samford '52) will be coaching the third game of his fifth season when East Carolina invades. His FSU record is now 36-12 and includes 17 straight regular season victories. The Bowden record is mighty impressive when one recalls that in 1976--his first season--the Tribe went 5-6 and started 0-3. Twice in the last three years Bowden has taken the Seminoles to bowl games--1977 Tangerine and 1980 Orange. Last season Bowden was rewarded for his team's perfect (11-0) season when ABC-TV and Chevrolet named him its Division I-A Coach of the Year and the

Associated Press gave him a similar honor among Southern Independents. This is the third head coaching stop for Bowden. He was previously at Samford (31-6) and West Virginia (42-26). His overall coaching record is 109-44. The victory total (106) at the start of the current season rated 10th among active head coaches in I-A. The percentage (.709) was 11th among I-A and I-AA coaches.

Ed Emory (East Carolina '60) had an outstanding career as a playing Pirate, starting for four years on the offensive line. His play resulted in all-conference honors for three years, all-NAIA for three years, most outstanding lineman for two years, most outstanding blocker for two years, third team All-America and co-captain during his senior season of 1959. After college graduation, he worked at the high school level before advancing to the collegiate ranks in 1967 and 1968 as the runningback coach at Wake Forest. His other college stops included Clemson, Duke and Georgia Tech. The East Carolina post is his first as a head coach.

THE SERIES--This is the first meeting between the two schools. It's also the only game presently scheduled.

WHAT COULD HAVE BEEN--Last spring it appeared the story line for this week's game was going to involve two Bowdens. The first, naturally, is Bobby, head coach for FSU. The second, though, was to involve his son, Tommy, a former part-time assistant at FSU, who last spring took the job of secondary coach at East Carolina. During the summer, however, Tommy moved to Auburn where he now coaches the runningbacks. If Tommy would have stayed at East Carolina, the story line would have been great fun for all writers since Tommy's secondary would have been tested by the Tribe's passing game.

HEGGINS RETURNS--There is going to be a familiar face on the ECU sidelines Saturday. Former FSU linebacker and noseguard (1974-77) coaches the tight ends for the Pirates. This is his first collegiate coaching assignment after serving as an assistant coach in 1978 and 1979 at South Miami Senior High School.

ATTENDANCE THE BEST--Expanded Doak Campbell Stadium gave FSU its largest home crowd in history last Saturday. A total of 52,623 were in the stands, topping the old mark of 49,490 set last year in the Homecoming game vs. South Carolina.

ABOUT SHUTOUTS--With its second straight shutout last Saturday, FSU has now scored back-to-back whitewashes for the first time since the start of the 1964 season. That year the Tribe started out with three straight shutouts, beating Miami, 14-0, TCU, 10-0, and New Mexico State, 36-0. It also marks the first time since 1966 that FSU has picked up more than one shutout in a season.

ABOUT 52 POINTS--The 52 points scored by FSU vs. Louisville was the second most scored by the Tribe since Bobby Bowden arrived on the coaching scene. FSU scored a 66-17 victory over Memphis State last season on the evening it received the Orange Bowl invitation. It's only the third time since the 1954 season FSU has scored 52 or more points in a game. In 1954, Villanova fell, 52-13.

MARGIN WAS BIGGEST FOR BB--FSU's winning 52-point margin was the biggest for Bobby Bowden since he became head coach for the Seminoles. It passes the 49-point difference of last year's Memphis State game.

MORE ABOUT MARGINS--The win over Louisville provided FSU with its third largest victory margin. The Tribe's biggest win total came vs. Whiting Field in 1949, 74-0. Then in 1953 FSU scored a 59-0 win. The victim that night--LOUISVILLE. The 52 points of last Saturday replaced the Memphis State game in third position among all-time winning margins.

CARDS HAVE TROUBLE SCORING--Louisville has had its problems scoring points vs. FSU. In the six meetings--the Seminoles lead series 4-2--the Cards have not scored in three games, including the last two, 27-0 in 1979 and 52-0 this year.

STREAK--FSU has a win streak of two games. The Seminoles 15-game win streak was broken in the Orange Bowl loss, 24-7, to Oklahoma.

ECU STOPPED--East Carolina's 27-21 loss to Southwestern Louisiana ended a five-game winning streak for the Pirates that included the final four games of the 1979 season. It was also the first loss in nine games for the Pirates, who finished last season with six wins in seven games, including a 24-24 deadlock with North Carolina.

TRIBE REGULAR SEASON STREAK--FSU now has a regular season win streak of 17 games. The Tribe has not been beaten in a regular season contest since Pittsburgh turned the trick, 7-3, on October 21, 1978. The Seminoles finished the 1978 season with four straight wins, had 11 more last season and now two in '80.

HOME STREAKERS--Florida State has now extended its home field win streak to 10 games. The last team to beat FSU on the natural turf of Doak Campbell Stadium was Houston (27-21) during the 1978 season. It was the only home loss in a six-game home schedule that season and last year the Tribe finished 5-0 in its home stadium.

BB IN DOAK--Doak Campbell Stadium has treated Seminole head coach Bobby Bowden well since 1976. In that time the Tribe has an 18-4 record, with two of the losses coming in the first year--33-26 to Florida and 15-12 to Clemson.

STOCK IS RISING--FSU signal caller Rick Stockstill threw for four touchdowns in the romp over Louisville last Saturday. Contrary to early reports at the game, graduates Jimmy Jordan and Wally Woodham DID each throw for four touchdowns in their career. Each accomplished the feat during the 1978 season--Jordan vs. Navy and Woodham against Southern Mississippi. FSU topped Navy, 38-6, on November 18 and the Tribe bested Southern Mississippi, 38-16, on October 28.

MORE ABOUT RICK--Stockstill, who didn't get his first collegiate start until the opener at LSU, is off to a fast start in the passing department. His season totals are now a nifty 15 of 23 for 150 yards and four scores. One of his tosses was picked off by the enemy. Rick now has career stats of 22 of 33 for 251 yards.

ABOUT TD PASS RECEPTIONS--When Hardis Johnson and Dennis McKinnon caught two TD passes vs. Louisville, it marked the first time since 1978 a Tribe player had caught more than one TD pass in a game. The last time an FSU player had multiple TD catches was November 18, 1978, when Sam Platt caught three Jimmy Jordan aerials in a 38-6 Homecoming win over Navy.

ABOUT TOTAL TD PASSES--Florida State's school record for TD passes in a single game is five. That mark has been reached three times, most recently by Gary Huff vs. South Carolina in 1971. Steve Tensi did it vs. Oklahoma in 1965 and Bill Cappleman vs. Wake Forest in 1968.

ANOTHER NEW COACH--Ed Emory, the ECU head coach, is the third new mentor the Tribe has faced this season. Emory and Jerry Stovall of LSU are both head coaches for the first time. Louisville's Bob Weber is guiding the Pirates for the first time, but previously was a head coach at Arizona.

RUSH DEFENSE DRAWS TEST--FSU is having a good season statistically on rushing defense after the opening two games. The Tribe defenders have given up just 45.0 yards per game to LSU and Louisville and 1.4 yards per rushing play. Louisville finished with minus five (-5) yards rushing for the day. East Carolina will provide a stiff test to those statistics since the Pirates led the nation in rushing last season with an average of 368.5 yards per game.

WHAT THE PLAYERS SAY...

DB MONK BONASORTE--"Our only goal now is to get our third straight shutout. The defense has been together for three years now and we know what each one of us will do in a given situation. Our goal is to be the best defensive team in the nation against the score--I guess we're at least tied for No. 1 right now. East Carolina was the best rushing team in the nation last year (368.5 yards per game) so they present us with a different challenge."

DT MARK MACEK--"I hope our fans don't become greedy with these shutouts. We're playing as a team, not individuals. Six of us (Herring, Piurowski, Simmons, Butler, Bonasorte and myself) are three year starters. We're all seniors and this is our last chance. After the past three seasons, we know what it takes to win. Everyone talks about pride, but in this case I really think it fits. We want to win every time we step on the field. We played about as well as we could against Louisville."

-more-

WHAT BOBBY SAYS...

ABOUT LOUISVILLE WIN--"This was a case where we out-manned the other team and also played a good football game to boot. Everything seemed to be clicking. What I don't know is whether Louisville is that bad or maybe that we're a little better than I've suspected."

ABOUT STATE OF SEMINOLES--"We can't level off. This team needs to improve each week. Our schedule isn't going to become any easier. East Carolina is going to be better than Louisville. Then comes Miami, a team I believe may be the most improved in the country this season. After that it's Nebraska and Pittsburgh. There is no reason for us to become complacent."

ABOUT FSU OFFENSE--"I guess that everyone who thought we'd given up the passing game can now forget that theory. We showed against Louisville that the passing game is still part of our offense. What I hope is happening is that we're making it a lot tougher for teams to defend against the pass because our running game is looking so good. Heck, Sam Platt gained more than 100 yards against Louisville and we only used him for one series in the second half. And, Mike Whiting is doing a great job blocking for us out of the fullback hole."

ABOUT KICKING GAME--"Rohn Stark didn't need to punt much against Louisville, but when we did call on him he did the job. Bill Capece continues to do a good job on placements and kickoffs. We did a lot of kicking off Saturday, but Louisville could only bring two of them back. I'm pleased with our special teams. That is an area where a team must excel to end the season with a good record."

ABOUT POLLS--"Yes, I'm more interested this year than last in where we are each week. I guess that since we got a taste of that sort of thing last year we are more involved. Our team was upset when the pre-season poll came out and we weren't in the top 10. I think that is good though, it shows the players have pride in the Florida State football program. Still, we can't get caught up in the poll thing. The only poll that counts is the one taken at the end of the season."

ABOUT EAST CAROLINA--"I know they gave one away last week with a whole bunch of fumbles (eight) against Southwestern Louisiana. Teams that normally do that sort of thing come back strong the next week because they've embarrassed themselves. For East Carolina this is a big game. Those Pirates have an opportunity to spread the word about that football program across this entire country by beating us on Saturday. Don't expect anything to come easy for us. East Carolina's program has been on solid ground for a couple of years and with Ed Emory they have a coach who is used to playing and coaching in important football games."

"Our defense against the run will get a good test. East Carolina uses the wishbone offense and the last time we saw that was New Year's Night against Oklahoma. I don't need to remind you of that result. We also saw the wishbone last year in a home game with Mississippi State."

ECU TRAVEL PLANS--The Pirates will leave Greenville, N.C., Friday at 9 a.m. Arrival in Tallahassee is slated for 10:30 a.m. The team will have an afternoon workout at Doak Campbell Stadium. Team and official party headquarters in Tallahassee will be the Holiday Inn, Apalachee Parkway (904/877-3141).

SID ADVANCE--East Carolina sports information director Ken Smith arrives in Tallahassee Wednesday evening. He will visit with Tallahassee media representatives Thursday and Friday. Smith's Tallahassee headquarters will be the Holiday Inn, Apalachee Parkway (904/877-3141).

INJURIES--Tribe defensive end Arthur Scott sustained a hip pointer on the first play of the Louisville tussle. His status for ECU test is questionable. Noseguard Ron Simmons continues to be plagued by an ankle sprain and is also questionable for ECU.

FLORIDA STATE vs. EAST CAROLINA
Page Five (5)

PLAYERS TO WATCH...

FLORIDA STATE

NG RON SIMMONS (No. 50, 6-1, 245, Sr., Warner Robins, Ga.)--missed the Louisville game with a bad right ankle. He sustained a sprain in the opener at LSU. He's the most heralded player in FSU football history, making consensus All-America last year as a junior. In addition, he took ninth place in the Heisman voting and was a finalist for the Lombardi Award. Among the All-American first teams he made last season were Associated Press, United Press International, Walter Camp, Football News and the American Coaches Association (Kodak).

DB MONK BONASORTE (No. 42, 6-0, 175, Sr., Pittsburgh, Pa.)--had an interception in season opener at LSU which brought his career total to 12, including eight last season when he was a third team Associated Press All-American. His total steals in 1979 ranked fourth in the country. Monk is one of the leading success stories in college football this year--he came to FSU as a walk-on tight end.

CB BOBBY BUTLER (No. 21, 5-11, 175, Sr., Delray Beach, Fla.)--blocked the sixth kick of his career in game at LSU. Last season he had one vs. Louisville and got another in Orange Bowl game vs. Oklahoma. He ranks as the quickest player on Tribe roster and spent this spring as a member of the Seminole track and field squad where he was a member of the 400 meter relay team, running the lead off leg. That group finished third in the NCAA championships and Butler was credited with All-American status.

OT KEN LANIER (No. 72, 6-3, 270, Sr., Columbus, Ohio)--the only starter in the offensive line who will be in that capacity for a fourth straight season. He is one of the most talented offensive linemen ever to play for the Tribe. He has been a starter since the second game of frosh season. Ken is also a member of the FSU track and field team that has won the Metro Conference team championship the last four years. He has won the league shot championship the last two years.

TB SAM PLATT (No. 29, 6-0, 190, Sr., Jacksonville, Fla.)--became the first Seminole to rush for 100 yards this season when he picked up 107 in 19 carries vs. Louisville. This is the first year he has played in the Tribe backfield since he previously was a wide receiver where in three years he caught 32 passes for 628 yards and nine touchdowns.

WR DENNIS MCKINNON (No. 6, 6-1, 175, So., Miami, Fla.)--caught six passes vs. Louisville for 113 yards and two touchdowns. The total catches were two more than his career total starting the game (four for 60 yards). He's considered the most exciting player to don a Garnet & Gold uniform for the Tribe since Larry Key, who graduated in 1977. McKinnon also is slated to return kickoffs and punts this fall for the Tribe.

EAST CAROLINA

RB ANTHONY COLLINS (No. 33, 6-0, 204, Sr., Penn Yan, N.Y.)--an All-South Independent selection last year he began '80 season eighth on East Carolina's all-time career rushing list. Last season he was the fourth best all-purpose running in the NCAA with 1,695 yards, including 1,330 rushing, 16th best in the nation. He averaged 7.3 yards per carry in 1979 and began season second among active players in NCAA in yards gained per rush with a 6.63 career average. This season he has gained 111 yards in 22 carries while catching seven for 63 yards.

QB CARLTON NELSON (No. 6, 6-0, 170, So., Portsmouth, Va.)--is passing at a 64 percent completion rate this fall for Pirates. In two games, he has hit on 16 of 25 attempts for 159 yards. None of the passes have gone for scores, but none have been intercepted either. As a freshman he had completed just two of seven attempts. Against Duke in the season opener, he completed four of four.

-more-

FLORIDA STATE PROBABLE DEPTH CHART

Offense

WR--19 Kurt Unglaub (5-11, 175, Sr.)
OT--72 Ken Lanier (6-5, 260, Sr.)
OG--70 Greg Futch (6-3, 255, Sr.)
C--58 John Madden (6-2, 220, Sr.)
OG--63 Lee Adams (6-4, 245, Sr.)
OT--75 Tom Brannon (6-3, 250, Sr.)
TE--84 Sam Childers (6-2, 195, Jr.)
QB--11 Rick Stockstill (6-1, 185, Jr.)
TB--29 Sam Platt (6-0, 185, Sr.)
FB--27 Mike Whiting (6-2, 200, Jr.)
WR--87 Phil Williams (5-10, 170, Jr.)

22 Hardis Johnson (6-0, 170, Sr.)
73 Barry Voltapetti (6-5, 225, So.)
61 Brent Brock (6-4, 250, Sr.)
71 Bob Merson (6-2, 240, Jr.)
66 Redus Coggin (6-3, 230, Jr.)
62 Eric Ryan (6-4, 255, So.)
81 Zeke Mowatt (6-4, 230, So.)
12 Kelly Lowrey (6-1, 210, Fr.)
23 Homes Johnson (5-9, 185, Jr.)
20 Ken Burnett (5-11, 200, So.)
6 Dennis McKinnon (6-1, 175, So.)

Defense

DE--54 Arthur Scott (6-2, 240, Sr.)
RT--67 Mark Macek (6-2, 260, Sr.)
NG--50 Ron Simmons (6-1, 230, Sr.)
LT--79 Garry Futch (6-2, 240, Jr.)
DE--64 Jarvis Coursey (6-5, 200, Jr.)
LB--39 Reggie Herring (6-1, 215, Sr.)
LB--53 Paul Piurowski (6-3, 220, Sr.)
CB--21 Bobby Butler (5-11, 185, Sr.)
FS--28 Keith Jones (5-10, 180, Sr.)
SS--42 Monk Bonasorte (6-1, 175, Sr.)
CB--33 James Harris (6-0, 180, Jr.)

60 Scott McLean (6-4, 235, Jr.)
85 David Ponder (6-3, 200, Fr.)
51 James Gilbert (6-0, 240, Jr.)
76 Alphonso Carreker (6-6, 230, Fr.)
86 John McLean (6-2, 220, Fr.)
83 Ron Hester (6-2, 210, Sr.)
45 Roger Brownlee (6-3, 200, Fr.)
24 Harvey Clayton (5-10, 170, So.)
40 Gary Henry (6-1, 185, So.)
7 Mike Smith (5-11, 175, Sr.)
43 Homer Thomas (6-2, 190, Sr.)

Specialists

Snaps--65 Trent Barnes (6-4, 235, Sr.)
Punts-- 3 Rohn Stark (6-3, 195, Jr.)
Placements--17 Bill Capece (5-7, 170, Sr.)
Kickoffs--17 Bill Capece (5-7, 170, Sr.)
Holding--19 Kurt Unglaub (5-11, 175, Sr.)
Punt Returns--40 Gary Henry (6-1, 185, So.)
KO Returns--6 Dennis McKinnon (6-1, 175, So.) or 29 Sam Platt (6-0, 185, Sr.)

EAST CAROLINA PROBABLE STARTING LINEUP

Offense

TE--80 Will Saunders (6-1, 190, So.)
LT--70 Mark Ervin (6-2, 240, So.)
LG--61 Fee Griffin (6-0, 235, Jr.)
C--58 Tony Hensley (6-0, 230, Jr.)
RG--63 Wayne Inman (6-4, 250, Sr.)
RT--76 Tootie Robbins (6-5, 265, Sr.)
SE-- 5 Vern Davenport (6-3, 205, Sr.)
QB-- 6 Carlton Nelson (6-0, 170, So.)
LHB--33 Anthony Collins (6-0, 205, Sr.)
RHB--34 Mike Hawkins (5-9, 190, Sr.)
FB--36 Theodore Sutton (5-9, 210, Sr.)

Defense

LE--87 Mike Davis (5-11, 205, Jr.)
LT--92 Doug Smith (6-5, 255, So.)
NG--74 Terry Long (6-2, 230, So.)
RT--91 George Crump (6-4, 220, Jr.)
RE--98 Rocky Butler (6-3, 210, Sr.)
LB--54 Jeffrey Warren (5-10, 205, Jr.)
LB--53 Glenn Morris (6-0, 215, Jr.)
CB--24 Willie Holley (5-10, 185, Sr.)
CB--20 James Freer (5-8, 180, Sr.)
WS--30 Freddie Jones (5-9, 175, So.)
SS--32 Marvin Elliot (5-10, 185, Jr.)

Specialists

Snaps--51 Whitley Wilkerson (5-11, 180, So.)
Punts-- 2 Rodney Allen (6-1, 195, Sr.)
Placements--4 Bill Lamm (5-11, 180, Sr.)
Kickoffs--5 Vern Davenport (6-3, 205, Sr.)
Holding--6 Carlton Nelson (6-0, 170, So.)
Punt Returns--24 Willie Holley (5-10, 185, Sr.) and 30 Freddie Jones (5-9, 175, So.)
KO Returns--33 Anthony Collins (6-0, 205, Sr.) and 34 Mike Hawkins (5-9, 190, Sr.)

HOW THE OPPOSITION FARED

Last Week

Next Assignment

Louisiana State (1-1) beat Kansas State 21-0.....Colorado
Louisville (0-2) lost to Florida State 52-0.....Murray State
East Carolina (1-1) lost to Southwest Louisiana 27-21.....@ Florida State
Miami (2-0) beat Florida A & M 49-0.....@ Houston
Nebraska (1-0) beat Utah 55-9.....Iowa
Pittsburgh (1-0) beat Boston College 14-6.....@ Kansas
Boston College (0-1) lost to Pittsburgh 14-6.....Stanford
Memphis State (0-2) lost to Mississippi 61-7.....Open
Tulsa (1-0) beat Cincinnati 31-3.....@ Wichita State
Virginia Tech (2-0) beat East Tennessee State 35-7.....William & Mary
Florida (1-0) beat California 41-13.....@ Georgia Tech

FLORIDA STATE SEMINOLES

NO.	NAME	POS.	HT.	WT.	CL.	HOMETOWN
1	Rick Taylor	QB	6-2	195	Fr.	Port St. Joe, Fla.
2	Reggie Webb	WR	6-0	165	Fr.	Jacksonville, Fla.
3	Rhon Stark	P	6-3	190	Jr.	Fifty Lakes, Minn.
4	Chris Gerbasi	TE	6-0	190	So.	Valrico, Fla.
6	Dennis McKinnon	WR	6-1	175	So.	Miami, Fla.
7	Mike Smith	DB	6-0	170	Sr.	Panama City, Fla.
8	Eric Riley	WR	5-11	160	Fr.	Fort Myers, Fla.
9	Greg Thompson	DB	6-0	175	So.	Apopka, Fla.
10	Bob Davis	QB	6-3	190	Fr.	Warner Robins, Ga.
11	Rick Stockstill	QB	6-2	180	Jr.	Fernandina Beach, Fla.
12	Kelly Lowrey	QB	6-3	215	Fr.	Lake City, Fla.
13	Kim Mack	DB	5-11	175	Fr.	Port Orange, Fla.
14	Blair Williams	QB	6-1	189	So.	Tallahassee, Fla.
15	Anthony Smiley	DB	5-10	190	Fr.	St. Augustine, Fla.
16	Jeff Ledbetter	QB	6-3	195	Fr.	Clearwater, Fla.
16	Dominick Sneed	DB	6-0	170	So.	Wilmington, Cal.
17	Bill Capece	KS	5-7	170	Sr.	Miami, Fla.
18	Weegie Thompson	QB	6-6	205	So.	Midlothian, Va.
19	Kurt Unglaub	WR	5-11	180	Sr.	Tallahassee, Fla.
20	Ken Burnett	FB	5-11	200	So.	Brandon, Fla.
21	Bobby Butler	DB	6-0	170	Sr.	Delray Beach, Fla.
22	Hardis Johnson	WR	5-11	180	So.	Tampa, Fla.
23	Homes Johnson	RB	5-9	180	Jr.	Lake Hamilton, Fla.
24	Harvey Clayton	DB	5-10	165	So.	Florida City, Fla.
26	Carl Armstrong	WR	6-2	190	Fr.	Merritt Island, Fla.
27	Mike Whiting	RB	6-1	210	Jr.	Largo, Fla.
28	Keith Jones	DB	5-10	180	Sr.	Wildwood, Fla.
29	Sam Platt	RB	6-0	190	Sr.	Jacksonville, Fla.
30	Larry Harris	FB	6-1	195	Fr.	Gainesville, Fla.
32	Darish Davis	RB	5-10	205	So.	Augusta, Ga.
33	James Harris	DB	6-0	175	Jr.	Gainesville, Fla.
35	Ernie Sims	RB	6-0	200	Jr.	Tampa, Fla.
36	Clifford Holiday	FB	5-8	175	So.	Newnan, Ga.
37	Greg Cary	DB	6-1	170	So.	Tampa, Fla.
38	Kelly Burney	RB	5-9	190	Jr.	Miami, Fla.
39	Reggie Herring	LB	6-1	210	Sr.	Titusville, Fla.
40	Gary Henry	DB	6-1	185	Jr.	Orlando, Fla.
41	Tommy Young	RB	5-10	175	Jr.	Lake City, Fla.
42	Monk Bonasorte	DB	6-0	175	Sr.	Pittsburgh, Pa.
43	Homer Thomas	DB	6-2	190	Sr.	Pompano Beach, Fla.
44	Ricky Williams	DB	5-11	165	So.	Griffin, Ga.
45	Roger Brownlee	LB	6-2	200	Fr.	Doctor's Inlet, Fla.
46	Mark Rodrigue	DL	6-2	205	Jr.	Tallahassee, Fla.
47	Brian Williams	LB	6-0	205	Fr.	Winter Haven, Fla.
48	Prince Matt	RB	5-9	175	Fr.	Bradenton, Fla.
49	Herbert Butler	RB	6-0	185	Fr.	Delray Beach, Fla.
50	Ron Simmons	NG	6-1	245	Sr.	Warner Robins, Ga.
51	James Gilbert	DT	6-0	260	Jr.	Miami, Fla.
52	Sam Restivo	LB	6-0	230	Fr.	Jamestown, N.Y.
53	Paul Piurowski	LB	6-3	225	Sr.	Sarasota, Fla.
54	Arthur Scott	DE	6-3	230	Sr.	Tampa, Fla.
55	John Houston	LB	5-11	205	Fr.	Atlanta, Ga.
56	Jerry Coleman	OG	6-3	235	So.	Savannah, Ga.
56	Jim Thompson	OL	6-6	215	Fr.	Midlothian, Va.
57	Tim Mitchell	DE	6-3	235	Fr.	Miami, Fla.
58	John Madden	C	6-2	230	Sr.	Fort Walton Beach, Fla.
59	Ricky Render	OG	6-4	240	So.	Ozark, Ala.
60	Scott McLean	DE	6-5	240	Jr.	Clermont, Fla.
61	Brent Brock	OG	6-4	250	Sr.	Albany, Ga.
62	Eric Ryan	OT	6-4	260	So.	Sarasota, Fla.
63	Lee Adams	OG	6-5	250	Sr.	Ruskin, Fla.
64	Jarvis Coursey	DE	6-5	215	Jr.	Gray, Ga.
65	Trent Barnes	C	6-3	230	Sr.	Lakeland, Fla.
66	Redus Coggin	OG	6-3	230	Jr.	Chipley, Fla.
67	Mark Macek	DT	6-2	230	Sr.	Wyandotte, Mich.
68	Jeff Field	OG	6-1	225	Sr.	Albany, Ga.
69	Darryl Kershaw	OL	6-1	240	Fr.	Columbus, Oh.
70	Greg Futch	OT	6-4	250	Sr.	Ocala, Fla.
71	Bob Merson	C	6-2	230	Jr.	Seminole, Fla.
72	Ken Lanier	OT	6-3	270	Sr.	Columbus, Oh.
73	Barry Voltapetti	OT	6-6	265	So.	Miami, Fla.
74	Danny Collier	OT	6-4	260	Jr.	Eau Gallie, Fla.
75	Tom Brannon	OT	6-4	260	Sr.	Albany, Ga.
76	Alphonso Carreker	DT	6-5	240	Fr.	Columbus, Oh.
77	Chris Nickrenz	DT	6-6	250	So.	Buffalo, N.Y.
78	Mike Coleman	OT	6-3	250	Sr.	Savannah, Ga.
79	Garry Futch	NG	6-2	245	Jr.	Ocala, Fla.
80	Keith Lester	TE	6-3	240	Fr.	Clearwater, Fla.
81	Zeke Mowatt	TE	6-4	230	So.	Wauchula, Fla.
82	Tony Johnson	WR	6-1	170	So.	Dothan, Ala.
83	Ron Hester	LB	6-2	210	Sr.	Umatilla, Fla.
84	Sam Childers	TE	6-1	220	Jr.	Tallahassee, Fla.
85	David Ponder	DT	6-2	210	Fr.	Cairo, Ga.
86	Mike Katz	TE	6-1	205	Sr.	Hialeah, Fla.
86	John McLean	DE	6-2	220	Fr.	Clermont, Fla.
87	Phil Williams	WR	5-10	179	Sr.	Warner Robins, Ga.
88	Jeff Bowden	WR	5-8	167	Jr.	Tallahassee, Fla.
89	Tom Wheeler	TE	6-2	210	So.	Port Orange, Fla.
90	Allen Dale Campbell	DE	6-3	225	Fr.	Perry, Fla.
91	John Diamantas	OG	6-3	240	Jr.	Merritt Island, Fla.
93	Rick Houston	TE	6-1	200	Sr.	Orlando, Fla.
94	Mark Sims	LB				
95	Terry Winder	OT	6-4	250	So.	Donaldsonville, Ga.
96	Jerry Riopelle	DL	6-0	250	Fr.	Wyandotte, Mich.
97	Herbert Harp	DT	6-2	275	So.	Winter Garden, Fla.
98	Brad Fojtik	DE	6-5	215	So.	Auburndale, Fla.

EAST CAROLINA PIRATES

NO.	NAME	POS.	HT.	WT.	CL.	HOMETOWN
2	Rodney Allen	P	6-1	195	Sr.	Henderson, NC
3	Bob Miller	QB	6-0	183	Fr.	Fayetteville, NC
4	Bill Lamm	K	5-11	174	Sr.	Satellite Beach, FL
5	Vern Davenport	SE-K	6-3	195	Sr.	Grifton, NC
6	Carlton Nelson	OB	6-0	155	So.	Portsmouth, VA
8	Chuck Bishop	CB	5-9	166	Fr.	Hamlet, NC
10	Brent Chambers	SS	5-10	175	So.	Spencer, NC
11	Larry O'Roark	SE	6-0	185	So.	Centreville, VA
12	Adam Mattocks	SS	5-11	180	So.	Jacksonville, NC
13	Gerald Sykes	CB	5-9	163	Jr.	Fayetteville, NC
14	Don Jones	SE	5-11	180	So.	Fremont, NC
15	Greg Stewart	QB	5-10	180	Fr.	Middlebrook, VA
17	Larry Brobst	QB	5-11	178	Fr.	Savannah, GA
19	Reggie Harden	SE	6-1	175	So.	Windsor, VA
20	James Freer	CB	5-8	175	Sr.	Rocky Mount, NC
21	Smokey Norris	WS	6-0	170	Jr.	Clinton, NC
22	Leon Lawson	RB	6-2	186	Jr.	Virginia Beach, VA
23	Harold Blue	RB	6-0	190	Jr.	Laurinburg, NC
24	Willie Holley	CB	5-10	185	Sr.	Edenton, NC
25	Ted King	K	5-10	172	Fr.	Greenville, NC
26	Carlton Frazier	SE	6-2	168	Fr.	Charlotte, NC
28	Eric Redmond	RB	5-9	170	Fr.	Greenville, SC
30	Freddie Jones	WS	5-9	170	So.	Portsmouth, VA
31	Pat Hill	RB	5-10	190	Fr.	Cocoa, FL
32	Marvin Elliott	SS	5-10	188	Jr.	Alexandria, VA
33	Anthony Collins	RB	5-11	204	Sr.	Penn Yan, NY
34	Mike Hawkins	RB	5-9	190	Jr.	Manson, NC
35	Moe Bennett	LB	5-10	190	So.	Lexington, NC
36	Theodore Sutton	FB	5-9	205	Sr.	Kinston, NC
37	Arthur Colson	FE	5-10	200	Fr.	Jacksonville, NC
39	David Niemeyer	TE	6-3	224	So.	Raleigh, NC
40	Chuck Jackson	LB	6-4	220	Sr.	Fayetteville, NC
41	Roy Wiley	FB	6-0	225	Jr.	Burlington, NC
42	Randy Greene	FB	6-0	193	Fr.	Asheboro, NC
42	Willie Swinson	FB	5-9	205	So.	Kinston, NC
43	Vic Hayes	WS	5-11	173	So.	Angier, NC
44	Ernest Byner	RB	5-10	206	Fr.	Milledgeville, GA
47	James Martin	RB	5-9	165	Fr.	Evergreen, NC
48	Clint Harris	CB	5-11	186	Fr.	Chesapeake, VA
50	Tony Smith	NG	6-0	249	Fr.	Laurinburg, NC
51	Norman Quick	C	6-2	225	Fr.	Laurinburg, NC
52	Whitley Wilkerson	C	6-0	180	So.	Wilson, NC
53	Glenn Morris	LB	5-11	205	So.	Greensboro, NC
54	Jeffrey Warren	LB	5-10	202	Sr.	Snow Hill, NC
55	Billy Parker	C	6-2	227	Jr.	Wilmington, NC
56	Ronald Reid	NG	5-10	210	Fr.	Farmville, NC
57	Wally Myers	NG	5-10	210	Sr.	Burlington, NC
58	Tony Hensley	C	6-0	223	Jr.	Bedford, VA
59	Donald Reid	LB	6-0	210	Fr.	Farmville, NC
61	John Floyd	C	6-0	230	So.	Fairmont, NC
62	Oscar Tyson	OT	6-1	220	So.	Richmond, VA
63	Wayne Inman	OG	6-3	240	Sr.	Hope Mills, NC
64	Mike Jordan	OG	6-4	265	Jr.	New Bern, NC
65	Maury Banks	OG	6-2	245	So.	Thomasville, NC
66	Sheldon Mebane	OT	6-5	225	Fr.	Burlington, NC
67	Bud LaCock	OG	6-2	243	Jr.	Wilmington, NC
68	Eddie Habit	OB	6-1	235	Jr.	Virginia Beach, VA
69	Jeff Autry	DE	6-3	210	Jr.	Covington, GA
70	Jeff Hurst	OG	6-2	207	Fr.	Jackson, GA
71	Mark Ervin	OT	6-2	232	So.	Morganton, NC
72	Tim Swords	DT	6-3	247	Sr.	New Martinsville, W.VA
73	Doug Ford	DT	6-2	229	Fr.	North Wilkesboro, NC
74	Terry Long	NG	6-0	278	Fr.	Columbia, SC
75	Gary Cunningham	DT	6-0	232	Fr.	Mabelton, GA
76	Tootie Robbins	OT	6-5	265	Jr.	Merry Hill, NC
77	Nate Wigfall	DT	6-2	245	Sr.	Jacksonville, NC
78	Mindell Tyson	OT	6-4	255	So.	Virginia Beach, VA
79	John Robertson	OT	6-5	230	So.	Eden, NC
80	Will Saunders	TE	6-1	188	So.	Franklin, VA
81	Norwood Vann	TE	6-0	215	So.	Warsaw, NC
82	Andre Bentley	TE	6-0	205	So.	Goldsboro, NC
83	Brian McDaniel	DE	6-3	210	So.	Weldon, NC
84	Jeff Pegues	DE	6-0	180	Fr.	Laurinburg, NC
85	Steve Hamilton	TE	6-3	211	Fr.	Williamsville, NY
87	Mike Davis	DE	5-9	200	Jr.	Rocky Mount, NC
88	Randy Turner	DE	6-1	205	Jr.	Augusta, GA
89	Drew Roberson	DE	5-9	195	So.	Washington, NC
90	Cliff Williams	DE	6-1	210	Sr.	Fayetteville, NC
91	George Crump	DT	6-4	230	Jr.	Chesapeake, VA
92	Doug Smith	DT	6-4	249	So.	Pamlico, NC
93	Hal Stephens	DT	6-4	205	So.	Whiteville, NC
94	Keith Golden	LB	5-10	199	So.	Madison, NC
95	Robert Boyette	OT	6-1	225	So.	Morehead City, NC
96	Matt Jones	OT	6-3	228	Jr.	Kinston, NC
97	Fee Griffin	OG	6-0	225	Jr.	Tabb, VA
98	Rocky Butler	DE	6-3	220	Sr.	Greenville, NC
99	Larry Brooks	DT	6-2	247	Fr.	Elizabeth City, NC



FLORIDA STATE (2-0) vs. East Carolina (1-1)
September 20, 1980 7 p.m.
Doak S. Campbell Stadium (51,094)



FLORIDA STATE SEMINOLES

EAST CAROLINA PIRATES

OFFENSE

WR 19 Kurt Unglaub
22 Hardis Johnson
OT 72 Ken Lanier
73 Barry Voltipetti
OG 70 Greg Futch
61 Brent Brock
C 58 John Madden
71 Bob Merson
OG 63 Lee Adams
66 Redus Coggins
OT 75 Tom Brannon
62 Eric Ryan
TE 84 Sam Childers
81 Zeke Mowatt
QB 11 Rick Stockstill
12 Kelly Lowrey
TB 29 Sam Platt
30 Larry Harris
FB 27 Mike Whiting
20 Ken Burnett
WR 87 Phil Williams
6 Dennis McKinnon

DEFENSE

DE 54 Arthur Scott
60 Scott McLean
RT 67 Mark Macek
85 David Ponder
NG 50 Ron Simmons
51 James Gilbert
LT 79 Garry Futch
76 Alphonso Carreker
DE 64 Jarvis Coursey
86 John McLean
LB 39 Reggie Herring
83 Ron Hester
LB 53 Paul Piurowski
45 Roger Brownlee
CB 21 Bobby Butler
24 Harvey Clayton
FS 28 Keith Jones
40 Gary Henry
SS 42 Monk Bonasorte
7 Mike Smith
CB 33 James Harris
43 Homer Thomas

Punts — 3 Rohn Stark
Placements — 17 Bill Capace
Kickoffs — 17 Bill Capace
Holder — 19 Kurt Unglaub
Snaps — 65 Trent Barnes
Punt Returns — 40 Gary Henry
KO Returns — 6 Dennis McKinnon or 29 Sam Platt

OFFENSE

TE 80 Will Saunders
82 Andre Bentley
LT 70 Mark Ervin
62 Oscar Tyson
LG 61 Fee Griffin
64 Mike Jordan
C 58 Tony Hensley
55 Billy Parker
RG 63 Wayne Inman
67 Bud LaCock
RT 76 Tootie Robbins
78 Mindell Tyson
SE 5 Vern Davenport
11 Larry O'Roark
QB 6 Carlton Nelson
15 Greg Stewart
LHB 33 Anthony Collins
23 Harold Blue
RHB 34 Mike Hawkins
44 Ernest Byner
FB 36 Theodore Sutton
41 Roy Wiley

DEFENSE

LE 87 Mike Davis
84 Jeff Peques
LT 92 Doug Smith
93 Hal Stephens
NG 74 Terry Long
60 Ronald Reid
RT 91 George Crump
77 Nate Wigfall
RE 98 Rocky Butler
90 Cliff Williams
LB 54 Jeffrey Warren
35 Moe Bennett
LB 53 Glenn Morris
40 Chuck Jackson
CB 24 Willie Holley
8 Chuck Bishop
WS 30 Freddie Jones
21 Smokey Norris
SS 32 Marvin Elliot
12 Adam Mattocks
CB 20 James Freer
48 Clint Harris

Punts—2 Rodney Allen or 4 Bill Lamm
Placements—4 Bill Lamm
Kickoffs—5 Vern Davenport
Holder—6 Carlton Nelson
Snaps—51 Whitley Wilkerson
Punt Returns—24 Willie Holley
KO Returns—33 Anthony Collins

OFFICIALS: Referee—Paul Schmitt; Linesman—Joe Pipkin; Field Judge—Tom Rose; Umpire—Donald McDonnell—Line Judge—David Anderson; Back Judge—Weldon Waites.

Home Team Florida State Univ. First Downs: (Rush) 24 (Pass) 10 (Pen.) 2 Total 36 Penalties Against: (No.) 1 (Yards) 15 Own Fumbles: (No.) 5 (Lost) 2

IMPORTANT: Most player categories are ranked on per-game average. Thus, it's vital that you consider every player (on both teams) with any statistics in any game this season (get season player statistics from both SIDs). Then list below the last name of players who have season figures but did NOT play in this game. All players with previous statistics will be charged with a game unless you indicate otherwise under DID NOT PLAY IN THIS GAME. A game played is one play—whether or not the player touches the ball. (For guidelines on a game played, refer to BI-7 in 1980 Official Football Statisticians' Manual.) If a player with first-time statistics has missed games, fill in below—after getting from his SID how many games missed.

Last Name Last Name Last Name DID NOT PLAY IN THIS GAME Last Name Last Name Last Name Last Name Last Name

PLAYERS WITH FIRST-TIME STATISTICS WHO HAVE MISSED GAMES: Last Name No. Games Missed Last Name No. Games Missed

PLAYER	RUSHING					PASSING						TOTAL OFFENSE		RECEIVING			INT. RETURNS			PUNTING			PUNT RETURNS			K. O. RETURNS			X Pt. Kicks		Other X Pts.		Field Goals		Points		
	Rushes	Gain	Loss	Net	TD's	Att.	Comp.	Int.	Yards	TD's	Conv.	Plays	Yards	Catches	Yards	TD's	No.	Yards	TD's	No.	Yards	Blk'd	No.	Yards	TD's	No.	Yards	TD's	TD's	Att.	Made	Att.	Made	Att.		Made	
PLATT	29	140	10	130	1							29	130	1	0	0													1							6	
STOCKSTILL	6	6	14	(-8)	0	11	10	0	132	0	0	17	124																								
Whiting	15	71	0	71	2							15	71	2	48	0												2								12	
Burnett	10	57	0	57	2							10	57	1	8	0												2								12	
R. Williams	7	61	0	61	0							7	61																								
L. Harris	9	32	1	31	2							9	31															2								12	
SIMS	2	6	0	6	0							2	6	2	23	0																					
McKinnon	1	0	7	(-7)	0							1	(-7)	2	38	1							5	28	0	2	33	0	1								6
Ho, Johnson	1	0	0	0	0							1	0																								
Riley	1	0	5	(-5)	0							1	(-5)																								
Childers														3	19	0																					
Unglaub														2	28	0																					
P. Williams														1	11	1												1								6	
Har. Johnson														1	18	0																					
Wheeler														1	30	0																					
stark																						1	49	0													
Henry																								1	0	0											
Capice																																					
B. Williams						7	5	0	80	2	0			7	80	2													9	9							9
Lowrey						1	1	0	11	0	0			1	11	0																					
HOME TEAM TOTALS	81	373	37	336	7	19	16	0	223	2	0	100	559	16	223	2	0	0	0	1	49	0	6	28	0	2	33	0	9	9	9	0	0	0	0	63	

Visiting Team East Carolina Univ. First Downs: (Rush) 4 (Pass) 0 (Pen.) 0 Total 4 Penalties Against: (No.) 4 (Yards) 49 Own Fumbles: (No.) 2 (Lost) 2

VISITING TEAM TOTALS	31	106	11	95	0	10	3	0	7	0	0	41	102	3	7	0	0	0	0	9	35	0	1	15	0	6	20	1	1	1	1	0	0	0	0	7
----------------------	----	-----	----	----	---	----	---	---	---	---	---	----	-----	---	---	---	---	---	---	---	----	---	---	----	---	---	----	---	---	---	---	---	---	---	---	---

Date 9/20/80 Game Site Tallahassee, Fla. Official Attendance 50,547

Time of Game: Kickoff 7:00 P.M. End of Game 9:55 P.M. Total Elapsed Time 2:55
(Including intermission)

SCORE BY QUARTERS	1st	2nd	3rd	4th	Total
East Carolina U.	0	7	0		
Florida State U.	7	21	7		

Temperature and Weather Conditions 00 Partly Cloudy winds 3-5

SCORING SUMMARY

run. All plays are measured from the line of scrimmage except field-goal attempts—from the point of kick to the goal posts (goal line plus 10 yards).

After each touchdown, please continue on the same line and under "FOR EXTRA POINTS ONLY" check (✓) type of PAT (kick, pass or run) and whether good (G) or no good (NG).

Team	Qtr.	Time Left	Play	Player(s)	Yards	FOR EXTRA POINTS ONLY ↓ Player(s) ↓	K	P	R	G	NG
FLA. STATE	1	5:03	RUSH	PLATT	9	PAT Capece	✓			✓	
FLA. STATE	2	14:57	RUSH	WHITING	1	PAT Capece	✓			✓	
East Carolina	2	14:41	KOR	Collins	100	PAT Lamm	✓			✓	
FLA. STATE	2	7:55	RUSH	WHITING	1	PAT Capece	✓			✓	
FLA. STATE	2	2:11	RUSH	Burnett	2	PAT Capece	✓			✓	
FLA. STATE	3	7:44	RUSH	BURNETT	4	PAT Capece	✓			✓	
FLA. State	4	11:26	RUSH	L. HARRIS	1	PAT Capece	✓			✓	
FLA. STATE	4	7:09	PASS	B. Williams to P. Williams	11	PAT Capece	✓			✓	
FLA. STATE	4	4:48	PASS	B. Williams to McKINNON	15	PAT Capece	✓			✓	
FLA. STATE	4	3:34	RUSH	L. HARRIS	7	PAT Capece	✓			✓	
					PAT						
					PAT						
					PAT						

(List all punts 50 yards or more)

Team	Play	Player(s)	Yards

MISCELLANEOUS YARDAGE

Runbacks of blocked (or missed) field goal attempts. If blocked, indicate with (B) after Yards.

Team	Player(s)	Yards

MISSED FIELD GOAL ATTEMPTS

List all missed field goal attempts by both teams. Number listed below should agree with total misses on the front of this form under Field Goals.

[illegible]

IMPORTANT: Most player categories are ranked on per-game average. Thus, it's vital that you consider every player (on both teams) with any statistics in any game this season (get season player statistics from both SIDs). Then list below the last name of players who have season figures but did NOT play in this game. All players with previous statistics will be charged with a game unless you indicate otherwise under DID NOT PLAY IN THIS GAME. A game played is one play—whether or not the player touches the ball. (For guidelines on a game played, refer to BI-7 in 1980 Official Football Statisticians' Manual.) If a player with first-time statistics has missed games, fill in below—after getting from his SID how many games missed.

[illegible]

PLAYER	RUSHING						PASSING						TOTAL OFFENSE		RECEIVING			INT. RETURNS			PUNTING			PUNT RETURNS			K. O. RETURNS			X Pl. Kicks		Other X Pts.		Field Goals			
	Rushes	Gain	Loss	Net	TD's	Att.	Comp.	Int.	Yards	TD's	Conv.	Plays	Yards	Catches	Yards	TD's	No.	Yards	TD's	No.	Yards	Blk'd	No.	Yards	TD's	No.	Yards	TD's	TD's	Att.	Made	Att.	Made	Att.	Made	Points	
Nelson	10	40	0	40	0	5	1	0	4	0	0	15	44																								
Stewart	1	0	1	-1	0	5	2	0	3	0	0	6	2																								
Collins	4	17	5	12	0							4	12													6	20	1	1							6	
Hawkins	5	8	2	6	0							5	6	1	4	0																					
Sutton	10	39	3	36	0							10	36																								
Lawson	1	2	0	2	0							1	2																								
Blue														1	0	0																					
Byner														1	3	0																					
Allen																						9	35	0													
Bishop																							1	15	0												
Lamm																																					
VISITING TEAM TOTALS	31	106	11	95	0	10	3	0	7	0	0	41	102	3	7	0	0	0	0	0	9	35	0	1	15	0	6	20	1	1	1	1	0	0	0	0	7

HOME TEAM TOTALS	81	373	37	336	7	19	16	0	223	2	0	100	559	16	223	2	0	0	0	1	49	0	6	28	0	2	33	0	9	9	9	0	0	0	0	63
------------------	----	-----	----	-----	---	----	----	---	-----	---	---	-----	-----	----	-----	---	---	---	---	---	----	---	---	----	---	---	----	---	---	---	---	---	---	---	---	----

NCAASS Form No. 347-B Copyright, 1980 NCAA Statistics Service, Box 1906, Shawnee Mission, Kansas 66222

(OVER)

National Collegiate Athletic Association

OFFICIAL SCORING SUMMARY

East Carolina vs Florida State
 Visitors Home
 Date Sept. 20, 1980 Site Tallahassee, Fla. Attendance 50,547

Score by Quarters	1	2	3	4	Final
Florida State	7	21	7	28	53
East Carolina	0	7	0	0	7

Florida State-- Platt 9 run (Capece kick) 5:03
 Florida State-- Whiting 1 run (Capece kick) 14:57
 East Carolina-- Collins 100 Kickoff return (Lamm kick) 14:41
 Florida State-- Whiting 1 run (Capece kick) 7:55
 Florida State-- Burnett 2 run (Capece kick) 2:11
 Florida State-- Burnett 4 run (Capece kick) 7:44
 Florida State-- Harris 1 run (Capece Kick) 11:26
 Florida State-- P. Williams 11 pass from B. Williams (Capece kick) 7:09
 Florida State-- McKinnon 15 pass from B. Williams (Capece kick) 4:48
 Florida State-- Harris 7 run (Capece kick) 0:34

**Florida State's total offense record for a single game is 626 vs. Memphis State in 1969. Today's total was 560.

Time of Game: Kickoff 7:00 p.m. End of Game 9:50 Total Elapsed Time 2:50
 Officials Referee--Paul Schmitt, Lineman--Joe Hopkin, Field Judge--Tom Rose;
 Umpire--Donald McDermott, Line Judge--David Anderson, Back Judge--Weldon Winters
 Temperature 89 F. Wind 10 mph NE Weather Clear and hot

Sample scoring descriptions:

Winsackle--Smith 6 run (Jones run) 9:56
 Tech--Jones 22 pass from Brown (Williams kick) 4:33
 Winsackle--Smith 3 run (kick failed) 13:06
 Tech--FG Jones, 23, 2:12
 Winsackls--Safety, Smith tackled Jones in endzone, 5:05
 Tech--Jones 13 run (Jones pass from Brown) 1:57

FLORIDA STATE VS. EAST CAROLINA
 Week 5, Campbell Stadium Tallahassee, Fla. Sept. 20, 1960

Weather: Clear, temperature 89. Carolina won toss, will receive. Bill Capece
 kicks to C end zone. No return

GAME BALL 15:00

C20 1-10 Mike Hawkins run 1
 C21 2-9 Anthony Collins run 15 FIRST DOWN
 C26 1-10 Collins run 2
 C38 2-8 Carlton Nelson run 7
 C45 3-1 Hawkins run 4 FIRST DOWN
 C49 1-10 Nelson pass incomplete, intended for Collins
 C49 2-10 Nelson run 6
 F15 3-4 Theodore Sutton run 3
 F12 4-1 Rodney Allen punts to F13, fair catch by Henry
 FSU 11:51

F13 1-10 Platt run 5
 F18 2-5 Platt run 3
 F21 3-2 Whiting run 7 FIRST DOWN
 F28 1-10 Platt run 9
 F37 2-1 Platt run 2 FIRST DOWN
 F39 1-10 Whiting run 15 FIRST DOWN
 C46 1-10 Platt run 2
 C44 2-8 Whiting run 13 FIRST DOWN
 C31 1-10 Whiting run 4
 C27 2-0 Platt run 1
 C26 3-5 Platt run 6 FIRST DOWN
 C20 1-10 Ken Burnett run 1
 C16 2-6 Platt run 3
 C13 3-3 Platt run 2
 C11 4-1 Whiting run 2 FIRST DOWN
 C9 1-0 Platt run for touchdown FSU 6 E. Car. 0 5:03 time
 Capece kick good FSU 7 E. Car. 0
 Capece kicks off to C end zone, no return

GAME BALL 5:03

C20 1-10 Sutton run 2
 C22 2-0 Nelson run 1
 C23 3-7 Nelson pass incomplete
 C23 4-7 Allen punts to F 43, no return
 FSU 3:37
 F13 1-10 Platt run 5
 F18 2-5 Whiting run 6 FIRST DOWN
 C48 1-10 Platt run 9
 C37 2-1 Whiting run 2 FIRST DOWN
 C35 1-10 Platt run 1
 C34 2-12 Platt run 8
 C28 3-3 Stockstill pass complete to Unglaub 16 FIRST DOWN
 C12 1-10 Platt fumbles, recovers loss of 3
 C15 2-13 Stockstill pass complete to Childers 9
 C6 3-4 Stockstill pass to Whiting 5 FIRST DOWN
 C2 1-0

QUARTER ENDS
 SCORE: FSU 7 E. Car. 0

FSU BALL

C1 1-G Whiting run touchdown. FSU 13 Car. 0 Time: 11:57
 Capece kick good FSU 14 Car. 0
 Capece kicks to C end zone, Collins returns 100 Yds for TD.
 FSU 14 Car. 6 Time: 11:41
 Bill Iamm kick good FSU 14 Car. 7
 Vern Davenport kicks to Goal McKinnon's returns to 21.

FSU BALL 11:36

F21 1-10 Whiting fumbles, Lanier recovers. Gain of 1
 F22 2-9 Platt run 5
 F27 3-4 Stockstill pass complete to Childers 6 FIRST DOWN
 F33 1-10 Platt run 9
 F42 2-1 Whiting run 9 FIRST DOWN
 C89 1-10 Platt run 6
 C43 2-4 Whiting run 2 1
 C41 3-23 Whiting run 1/2 5 FIRST DOWN
 C37 1-10 Platt run 7
 C30 2-3 Burnett run 15 FIRST DOWN
 C15 1-10 Platt run 4
 C11 2-6 Platt run gets 1 but FSU loses 15 for holding
 C25 2-20 Stockstill pass to Platt complete for no gain.
 C25 3-20 Stockstill pass into end zone incomplete but interference
 called on Morris FIRST DOWN
 C1 1-G Whiting run for touchdown FSU 20 Car. 7 Time 7:55
 Capece kick is good FSU 21 Car. 7
 Capece kicks to Collins in end zone, returns to C 21

CAR BALL 7:49

C21 1-10 Nelson run 12 FIRST DOWN
 C33 1-10 Nelson run no gain
 C33 2-10 Nelson run 3
 C36 3-7 Greg Stewart, new QB run, loses 1.
 C35 4-8 Allen punts to F38, one yard return F 29, 1 yard return

FSU BALL 5:23

F30 1-10 Rickey Williams run 6
 F36 2-4 Williams run 4 FIRST DOWN
 F41 1-10 Williams run 27 FIRST DOWN
 C32 1-10 Williams run 16 FIRST DOWN
 C16 1-10 Burnett run 4
 C12 2-6 Stockstill run 2
 C10 3-4 Stockstill pass to Burnett complete 8 FIRST DOWN
 C2 1-G Burnett dives in for touchdown FSU 27 Car. 7 Time 2:11
 Capece kick is good FSU 28 Car. 7
 Capece kicks off to C end zone, Collins returns 22

CAR BALL 2:05

C22 1-10 Stewart at QB. Hawkins loses 2
 C20 2-12 Hawkins run 1
 C21 3-11 Collins run loses 4
 C17 4-15 Allen punts to F38, McKinnon returns to F44

FSU BALL 0:57

F44 1-10 Stockstill run, fumble, recovered by Warren. Gain of 1 for Stockstill

CAR BALL 46:

F45 1-10 Stewart pass incomplete
 F45 2-10 Stewart pass incomplete
 F45 3-10 Stewart pass incomplete
 F45 4-10 Allen punts dead on FSU 2 yard line

FSU BALL 0:15 left

F2 1-10 Stockstill run 2 END OF FIRST HALF FSU 28 E. CAR 7

National Collegiate Athletic Association

QUICKIE STATISTICS

First Quarter

Half

Third Quarter

Final

(Circle One)

TEAM

	<u>EAST CAROLINA</u> Visitors	<u>FLORIDA STATE</u> Home Team
Score.....	7	28
First Downs.....	3	19
Rushes—Yardage (Net).....	16-50	45-243
Passing Yardage (Net).....	0	41
*Return Yardage (Net).....	0	7
Passes—Att.—Comp.—Int.	5-0-0	6-6-0
Total Offense—Yards.....	50	284
Punts (Number-Average).....	5-37.4	-0-
Fumbles—Lost.....	0-0	3-1
Penalties—Yards.....	1-24	1-15

*Return of Punts, Intercepted Passes and Fumbles (not kickoffs).

INDIVIDUAL LEADERS

EAST CAROLINA

Visitors

Rushing	Att.	Net Yards	TD	Long
<u>COLLINS</u>	3	13	0	15
<u>NELSON</u>	6	29	0	12
<u>HAWKINS</u>	5	6	0	4

Passing	Att.	Comp.	Int.	Yds.	TD
<u>NELSON</u>	2	0	0	0	0
<u>STEWART</u>	3	0	0	0	0

Pass Receiving	No.	Yards	TD	Long
<u>NONE</u>				

Punting	No.	Avg.	Long
<u>ALLEN</u>	5	37.4	45

FLORIDA STATE

Home Team

Rushing	Att.	Net Yards	TD	Long	
<u>PLATT</u>	21	92	1	9	
<u>WHITING</u>	12	66	2	15	
<u>BURNETT</u>	3	23	1	15	
<u>R. WILLIAMS</u>	4	54	0	27	
Passing	Att.	Comp.	Int.	Yds.	TD
<u>STOCKSTILL</u>	6	6	0	41	0

Pass Receiving	No.	Yards	TD	Long
<u>CHILDERS</u>	2	12	0	6
<u>UNGLAUB</u>	1	16	0	16
<u>WHITING</u>	1	5	0	5

Punting	No.	Avg.	Long
<u>STARK</u>			<u>NONE</u>

SECOND HALF FSU vs E. CAROLINA

Bavenport kicks off to F 12 McKinnon returns to 24

FSU BALL 14:55

F26 1-10 Platt run 15

F39 1-10 Whiting run 2

F41 2-8 Platt run 5

F36 3-3 Platt run loses 6

F30 4-9 Stark punt to C 11, Hishon returns to C 26 ~~kickoff punt to Hishon~~
 action penalty against FSU declined

CAR BALL 14:50

C26 1-10 Collins run loses 1

C25 2-11 Nelson pass incomplete, good rush

C25 3-11 Nelson run 1

C26 4-10 Allen punts to F30, McKinnon returns to 40

FSU BALL 14:24

F40 1-10 Platt run 5

F45 2-5 Whiting run 2

F47 3-3 Stockstill pass complete to Childers 7

Ch6 1-10 Platt run no gain

Ch6 2-10 Stockstill sacked for loss of 7

F47 3-17 Stockstill pass complete to ~~Whiting~~ for 43

C10 1-10 Burnett run 6

Ch 2-4 Burnett run for Touchdown

FSU 34 CAR 7 Time 7:44

Capeco kick good

FSU 35 CAR 7

Capeco kicks to end zone, Collins returns to C 23

CAR BALL 7:39

C23 1-10 Sutton run 3

C26 2-7 Sutton run 21

Ch7 1-10 Sutton run 2

Ch9 2-8 Nelson run 3, fumbled but ball ruled dead

F46 3-5 Sutton run 2 3

F45 4-2 Allen punt rolls into end zone, no return

FSU BALL 4:54

F20 1-10 Platt run 2

F22 2-8 Burnett run 8

F30 1-10 Burnett run 1

F36 2-4 Burnett run 1

F36 3-2 Burnett run 4

F41 1-10 Platt run 4

F46 2-6 Platt fumbles after 13 yard run, Car recovers on C 39

CAR BALL 1:32

C39 1-10 Sutton run 3

Ch2 2-7 Nelson run nets 5 but he fumbles, /su recovers at C 46

FSU BALL 0:51

Ch6 1-10 Stockstill pass ncomplete, intended for H. Johnson

Ch6 2-10 Johnson run no gain

Ch6 3-10 Stockstill pass complete to H. Johnson 18

C29 1-10 R. Williams run 1

FIRST DOWN

END OF THIRD QUARTER

FSU 35 CAR 7

FSU BALL 15:00

FOURTH QUARTER

C25 2-6 Larry Harris run 5

C20 3-1 Harris run 8

FIRST DOWN

C12 1-10 McKinnon on reverse loses 7

C19 2-17 Stockstill fumbles, recovers, loses 7

C26 3-24 Stockstill pass complete to McKinnon 23

C3 4-1 Stockstill run 1

FIRSTDOWN

C2 1-6 Harris run 1

C1 2-6 Harris run 1 for touchdown

FSU 41 CAR 7 Time 11:26

Capece kick good

FSU 42 CAR 7

Capece kicks to end zone, Collins returns 22

CAR BALL 11:22

C22 1-10 Sutton run 1

C23 2-9 Nelson run 2

C25 3-7 Sutton thrown for loss of 3 by Butler

C22 4-10 Allen punts 36 yds, McKinnon gets no return but CAR loses 5 for motion

C17 4-15 Allen punts to F43, McKinnon returns to C49. CAR loses 15 for roughing

FSU BALL 9:51

C34 1-10 R. Williams run 2 (D. Williams at QB)

C32 2-8 L. Harris run 6

C26 3-2 Harris run 2

FIRST DOWN

C24 1-10 Williams pass tipped, incomplete

C24 2-10 R. Williams run 1

C23 3-9 Williams pass complete to Unglaub, 12

FIRST DOWN

C11 1-10 Williams pass to Phil Williams for TD.

FSU 48 CAR 7 Time 7:09

Capece kick good

FSU 49 CAR 7

Capece kicks to end zone, no return

CAR BALL 7:09

C20 1-10 Nelson pass complete to Hawkins for 4

C24 2-6 Sutton run no gain, Gilbert tackles

C24 3-6 Nelson pass incomplete, knocked down by Clayton

C24 4-6 Allen punt to F40 McKinnon returns 3

FSU BALL 6:13

F43 1-10 Williams pass complete to T. Wheeler for 30

FIRST DOWN

C27 1-10 Harris run no gain

C27 2-10 Williams pass intended for Bowden overthrown, incomplete

C27 3-10 Williams pass complete to Sims for 12

FIRST DOWN

C15 1-10 Williams pass complete to McKinnon for touchdown

FSU 55 CAR 7 T 4:48

Capece kick good (CAR offsides) ~~McKinnon~~

FSU 56 CAR 7

Capece kicks ~~from~~ F45 to out of end zone

CAR BALL 4:48

C20 1-10 Stewart pass complete to Blue, no gain

C20 2-10 Stewart pass complete to Byner for 3

C23 3-7 Stewart loses snap, Gilbert recovers for FSU at C2221

FSU BALL 3:23

C221 1-10 Sims run 4 (Lowery in at QB)

C17 2-6 Harris ~~for~~ hands off to Riley, fumbles and recovers, loss of 5

C22 3-11 Lowery pass complete to Sims for 11

FIRST DOWN

C11 1-6 Harris run 2

C59 2-6 Sims run 2

C7 3-6 Harris run for touchdown. 7 yds

FSU 62 CAR 7 T 0:34

Capece kick good

FSU 63 CAR 7

Capece kicks to C end zone, Collinguggles but returns to C19

CAR BALL 0:27

C19 1-10 Lawson run 2

C21 2-8

END OF GAME

FINAL FSU 63 CAR 7

National Collegiate Athletic Association

QUICKIE STATISTICS

First Quarter

Half

Third Quarter

Final

(Circle One)

TEAM

EAST CAROLINA

FLORIDA STATE

Visitors

Home Team

Score.....	7	63
First Downs.....	4	36
Rushes—Yardage (Net).....	31-91	81-336
Passing Yardage (Net).....	7	223
*Return Yardage (Net).....	15	28
Passes—Att.-Comp.-Int.	10-3-0	19-16-0
Total Offense—Yards.....	98	559
Punts (Number-Average).....	9-39.1	1-49-
Fumbles—Lost.....	2-2	5-2
Penalties—Yards.....	4-49	1-15

*Return of Punts, Intercepted Passes and Fumbles (not kickoffs).

INDIVIDUAL LEADERS

EAST CAROLINA

Visitors

Rushing	Att.	Net Yards	TD	Long
COLLINS	4	12	0	15
NELSON	9	35	0	12
HAWKINS	5	6	0	4
SUTTON	9	33	0	21
Passing	Att.-Comp.-Int.	Yds.	TD	
NELSON	5-1-0	4	0	
STEWART	5-2-0	3	0	

Pass Receiving	No.	Yards	TD	Long
HAWKINS	1	4	0	4
BYNER	1	3	0	3
BLUE	1	0	0	0

Punting	No.	Avg.	Long
ALLEN	9	39.1	45

FLORIDA STATE

Home Team

Rushing	Att.	Net Yards	TD	Long
PLATT	29	130	1	15
WHITING	15	71	2	15
BURNETT	10	57	2	15
R. WILLIAMS	7	61	0	27
Passing	Att.-Comp.-Int.	Yds.	TD	
STOCKSTILL	11-10-0	132	0	
B. WILLIAMS	7-5-0	80	2	

Pass Receiving	No.	Yards	TD	Long
MCKINNON	2	38	1	23
P. WILLIAMS	1	11	1	11
INGLAUB	2	28	0	16

Punting	No.	Avg.	Long
STARK	1	49	49

National Collegiate Athletic Association
FINAL TEAM STATISTICS

	<u>EAST CAROLINA</u>	<u>FLORIDA STATE</u>
First Downs	<u>4</u>	<u>36</u>
Rushing	<u>4</u>	<u>24</u>
Passing	<u>0</u>	<u>10</u>
Penalty	<u>0</u>	<u>2</u>
Rushing Attempts	<u>31</u>	<u>81</u>
Yards Rushing	<u>106</u>	<u>33 374</u>
Yards Lost Rushing	<u>11</u>	<u>38</u>
Net Yards Rushing	<u>95</u>	<u>336</u>
Net Yards Passing	<u>7</u>	<u>223</u>
Passes Attempted	<u>10</u>	<u>19</u>
Passes Completed	<u>3</u>	<u>16</u>
Had Intercepted	<u>0</u>	<u>0</u>
Total Offensive Plays	<u>41</u>	<u>100</u>
Total Net Yards	<u>102</u>	<u>559</u>
Average Gain Per Play	<u>2.48</u>	<u>5.6</u>
Fumbles: Number--Lost	<u>2-2</u>	<u>5-2</u>
Penalties: Number--Yards	<u>4-49</u>	<u>1-15</u>
Interceptions: Number--Yards	<u>0-0</u>	<u>0-0</u>
Number of Punts--Yards	<u>9-352</u>	<u>1-49</u>
Average Per Punt	<u>39.1</u>	<u>49</u>
Punt Returns: Number--Yards	<u>1-15</u>	<u>6-28</u>
Kickoff Returns: Number--Yards	<u>6-207</u>	<u>2-33</u>

1st HalfFSU vs. East Carolina

National Collegiate Athletic Association9/20/80

FOOTBALL DRIVE CHART

		Drive Started			Drive Ended			Drive Consumed		
Team	Quarter	Yd. Line	Time	How Obtained	Yd. Line	Time	How Lost	Yards	Plays	Time
EC	1	EC 20	15:00	Kick off	F 42	12:04	Punt	38	8	2:56
FSU	1	F 13	11:54	Punt	EC Goal	5:03	T.D	87	16	6:51
EC	1	EC 20	5:03	Kick OFF	EC 23	3:45	Punt	3	3	1:18
FSU	1	F 43	3:37	Punt						
FSU	2				EC Goal	14:57	TD	57	11	3:40
EC	2		14:57	Kick off	F Goal	14:41	TD	100	1	:16
FSU	2	F 21	14:36	Kickoff	EC Goal	7:55	TD	79	13	6:41
EC	2	EC 21	7:49	Kickoff	EC 35	5:39	Punt	14	4	2:10
FSU	2	F 30	5:23	Punt	LG Goal	2:11	TD	70	8	3:12
EC	2	EC 22	2:05	Kick off	EC 17	1:08	Punt	-5	3	:57
FSU	2	F 44	:57	Punt	F 44	:46	Fumble	0	1	:11
EC	2	F 44	:46	Fumble	F 44	:26	Punt	0	3	:20
FSU	2	F 2	:15	Punt	F 4	:00	End Half	2	1	:15

		First Quarter	Second Quarter	Third Quarter	Fourth Quarter	Totals		
						First Half	Second Half	Final
Time of Possession	FSU	10:28	10:34			21:02		
	EC	4:32	4:26			8:58		
Third-Down Conversions	FSU	5-6	4-4			9-10		
	EC	1-3	0-3			1-6		
Average Field Position	FSU	F 28	F 24			F 25		
	EC	EC 20	EC 32			EC 28		

FOOTBALL DRIVE CHART

		Drive Started			Drive Ended			Drive Consumed		
Team	Quarter	Yd. Line	Time	How Obtained	Yd. Line	Time	How Lost	Yards	Plays	Time
FSU	3	F 24	14:55	Kick OFF	F 40	13:25	Punt	16	4	1:30
EC	3	EC 26	12:50	Punt	EC 26	11:40	Punt	0	3	1:10
FSU	3	F 40	11:26	Punt	EC Goal	7:44	TD	60	8	3:42
EC	3	EC 23	7:39	Kick off	F 45	5:00	Punt	32	5	2:39
FSU	3	F 20	4:54	Punt	EC 39	1:32	Fumble	41	7	3:22
EC	3	EC 39	1:32	Fumble Rec.	EC 47	:51	Fumble	8	2	:41
FSU	3	EC 47	:51	Fumble Rec.						
FSU	4				EC Goal	11:26	TD	47	12	4:25
EC	4	EC 27	11:22	Kickoff	EC 17	10:01	Punt	-5	3	1:21
FSU	4	EC 34	9:51	Punt	EC Goal	7:09	TD	34	7	2:42
EC	4	EC 20	7:09	Kickoff	EC 24	6:24	Punt	4	3	:45
FSU	4	F 43	6:13	Punt	EC Goal	4:48	TD	57	5	1:25
EC	4	EC 20	4:48	Kickoff	EC 21	3:23	Fumble	1	3	1:25
FSU	4	EC 21	3:23	Fumble Rec.	EC Goal	34	TD	21	5	2:49
EC	4	EC 19	27	Kick off	EC 21	00	End of Game	2	1	:27

		First Quarter	Second Quarter	Third Quarter	Fourth Quarter	Totals		
						First Half	Second Half	Final
Time of Possession	FSU			10:10	10:41	21:02	20:51	41:53
	EC			40:50	4:19	8:59	9:09	19:07
Third-Down Conversions	FSU			4-5	7-8	9-10	11-13	20-23
	EC			0-2	0-3	1-6	0-5	1-11
Average Field Position	FSU			F 34	EC 37			F 46
	EC			EC 29	EC 20			EC 24

National Collegiate Athletic Association

FINAL INDIVIDUAL STATISTICS

EAST CAROLINA

Visitors

Rushing	Att.	Gain	Lost	Net	TD	Long
NELSON	10	40	0	40	0	12
COLLINS	4	17	5	12	0	15
HAWKINS	5	8	2	6	0	4
SUTTON	10	39	3	36	0	21
STEWART	1	0	1	(1)	0	-1
LAWSON	1	2	0	2	0	2
Totals	31	106	11	95	0	21

Passing	Att.	Comp.	Int.	Yards	TD	Long
NELSON	5	1	0	4	0	4
STEWART	5	2	0	3	0	3
Totals	10	3	0	7	0	4

Pass Receiving	No.	Yards	TD	Long
HAWKINS	1	4	0	4
BURER	1	3	0	3
BLUE	1	0	0	0
Totals				

Punting	No.	Yds.	Avg.	Long
ALLEN	9	352	39.1	45
Totals	9	352	39.1	45

Field Goals	Att.	Made	Long
NONE			
Totals			

All Returns	Punts		Kickoffs		Intercepted	
	No.	Yds.	No.	Yds.	No.	Yds.
<i>COLLINS</i>	-	-	<i>6</i>	<i>207</i>	-	-
<i>Bishop</i>	<i>1</i>	<i>15</i>	-	-	-	-
	-	-	-	-	-	-
	-	-	-	-	-	-
Totals	<i>1</i>	<i>15</i>	<i>6</i>	<i>207</i>	-	-

FLORIDA STATE

Home Team

Rushing	Att.	Gain	Lost	Net	TD	Long
PLATT	29	140	10	130	1	15
WHITING	15	71	0	71	2	15
R. WILLIAMS	7	61	0	61	0	27
BURNETT	10	57	0	57	2	15
STOCKSTILL	6	6	14	(-8)	0	2
L. HARRIS	9	32	1	31	2	8
SIMS	2	6	0	6	0	4
MCKINNON	1	0	7	(-7)	0	(-7)
Ho. Johnson	1	0	0	0	0	0
RILEY	1	0	5	(-5)	0	(-5)
Totals	81	373	37	336	7	27

Passing	Att.	Comp.	Int.	Yards	TD	Long
STOCKSTILL	11	10	0	132	0	43
Williams, P.	7	5	0	80	2	30
Lowrey	1	1	0	11	0	11
Totals	19	16	0	223	2	43

Pass Receiving	No.	Yards	TD	Long
CHILDERS	3	19	0	7
UNGLAUB	2	28	0	16
BURNETT	1	8	0	8
WHITING	2	48	0	43
PLATT	1	0	0	0
MCKINNON	1	27	0	23
P. Williams	1	18	0	18
Ho. Johnson	1	18	0	18
WHEELER	1	33	0	33
Sims	1	16	0	16
Totals	16	223	2	43

Punting	No.	Yds.	Avg.	Long
STARK	1	49	49	49
Totals	1	49	49	49

Field Goals	Att.	Made	Long
NONE			
Totals			

All Returns	Punts		Kickoffs		Intercepted	
	No.	Yds.	No.	Yds.	No.	Yds.
<u>HENRY</u>	<u>1</u>	<u>- 0</u>	<u>-</u>	<u>-</u>	<u>-</u>	<u>-</u>
<u>MCKINNON</u>	<u>5</u>	<u>- 28</u>	<u>2</u>	<u>- 33</u>	<u>-</u>	<u>-</u>
<u> </u>	<u>-</u>	<u>-</u>	<u>-</u>	<u>-</u>	<u>-</u>	<u>-</u>
<u> </u>	<u>-</u>	<u>-</u>	<u>-</u>	<u>-</u>	<u>-</u>	<u>-</u>
<u>Totals</u>	<u>6</u>	<u>- 28</u>	<u>2</u>	<u>- 33</u>	<u>-</u>	<u>-</u>

National Collegiate Athletic Association

DEFENSIVE STATISTICS

Tackles

Player	(Team)	UT	AT	Tot	for Loss	Fumb Rcvd	Pass Int	Pass BrUp
DIAROWSKI	ILLINOIS STATE	3	7	10	1			
JEPRING		2	7	9	0	1		
GILBERT		2	5	7	0			
MAGEE		0	3	3				
SARGLEAN		1	1	2				
COWSEY		0	1	1				
EDDY		0	6	6				
BUTLER		1	0	1				
K. JONES		0	3	3				
BEN KOPPE		2	2	4				
E. HARRIS		1	1	2				
CLAYTON		4	0	4				
THOMAS		2	1	3				
HESTER		0	1	1				
WILLIAMS		0	1	1				

National Collegiate Athletic Association

DEFENSIVE STATISTICS

Player	EAST CAROLINA (Team)	Tackles			for Loss	Fumb Rcvd	Pass Intc	Pass BrUp
		UT	AT	Tot				
WARREN		6	20	26	0	1		
MORRIS		3	3	6				
LONG		1	9	10				
O. SMITH		1	0	1				
DAVIS		3	4	7	1			
CRUMP		3	1	4	1			
BUTLER		0	5	5				
HOLLEY		1	2	3				
NORRIS		2	5	7	0	1		
ELLIOT		4	4	8	1			
FREER		2	5	7				
JACKSON		1	2	3				
Mc DANIEL		1	3	4				
STEPHENS		1	2	3				
RIED		4	15	19	2			
HARRIS		3	1	4	0			1
SWORDS		1	1	2				
PEQUES		2	0	2				
MATTOCKS		2	0	2				
T. SMITH		2	3	5	1			
CUNNINGHAM		0	1	1				

Florida State vs. East Carolina

Coaches Quotes

Bobby Bowden, Florida State

"There were too many things going for us tonight-- the heat, the troops. We just outmanned them. They (East Carolina) were just dead at the end. On that last drive you could tell they couldn't even stand up."

"Our plan was to wear them down."

"That's the first time we've lost two centers on two successive plays."

"I woulda hated to play ECU up there. It would have been a little different ball game."

"The running set up the cheap pass. We were happy when we scored in the 40's but the last two touchdowns came as a result of cheap fumbles."

"The specialty teams played well except for the one kickoff return. Eventually, people are going to score on you."

"We tried to play a lot of people tonight and run, run, run."

Ed Emory, East Carolina

"I want to ~~congratulate~~ congratulate Coach Bowden and his very fine football team. They've got great coaching and a fine team. Their ranking is justifiable. We have only six seniors out of 144 players right now. I hope he (Bowden) will have compassion to line up and play us again. I promise you the score is no indication of the type program we have at East Carolina. Our tradition and our fine program are far better. We're on the map, but Florida State has everything going right now. I've never had anything like that happen to me in my coaching career. But we have just begun to fight and come back. I would be happy to line up and play Florida State next week. We want to play the best. Nothing they did surprised me. They are quick, fast, play with lots of intensity and swarm the ball on defense. Football means so much to Florida State University, from the top man down. Frankly, I've been here before with other teams when it wasn't so important ~~XXX~~ (with other teams as assistant coach). On defense I didn't think they could sweep us like they did. They just kept us out on defense like we've never been kept out before. I know they're going for all the points they can. But that's every football team's opportunity. It doesn't both me."