




Coach Howard Schnellenberger
Knowledge, leadership, stability
and a history of winning football
"It takes everybody to be No. 1."



September 27, 1980
**MIAMI
HURRICANES
VS.
FLORIDA STATE
UNIVERSITY
ORANGE BOWL**



\$1.00

Undefeated Hurricanes and Seminoles draw national attention

By George Gallet
Sports Information Director
University of Miami

It's been many, many a year since a spectacle such as today's battle of the undefeated — University of Miami and Florida State — has been staged here in the Orange Bowl.

Not only are national rankings at stake, but interest nationwide is high because of the unblemished records of the state rivals. Each is going for four in a row.

On the road to this afternoon's titanic struggle, the Hurricanes set down Louisville, 24 to 10, then after running Florida A. & M. into Biscayne Bay 49 to 0, they upset nationally ranked Houston, 14 to 7 in a game that was Miami's all the way and a lot more one-sided than the score indicated. Houston never had a chance against Schnellenberger's walloping legions.

On the other side of the fence, Florida State, a member of the nation's top 10, has been running over foes in devastating style. They kicked the stuffings out of Louisiana State 16 to 0, walloped poor Louisville 52 to 0 and then pulled the biggest shocker of all by running a good East Carolina football team out of the ball park 63 to 7.

Nothing like this Seminole team has ever been since at Tallahassee. Even those in the FSU camp hail this a greater team than the one that went undefeated last year in regular season play and received a bid to the

Orange Bowl. Many in north Florida say the 1980 edition of the FSU team is the greatest team ever fielded by the Seminoles.

In three games, Florida State has run up an amazing 1,233 yards rushing and passing (765 rushing, 468 passing). This team differs from Bobby Bowden coached teams of past years when the forward pass was far more dominant in the offensive attack. The Seminoles have been rolling up an average of 411 yards per game and have been scoring at an average of 44 points per game. They're among the leaders in the nation in point scoring and defensive points. Only seven points have been scored against the Seminoles this season.

Like the Seminoles, Miami is a well-balanced team on offense and defense. Running and passing is well balanced also.

This UM team of 1980 is not a team of individuals. Not a single player stands head and shoulders over the others. So far, it's been a team effort from A to Z that has brought the Hurricanes to the pinnacle they have reached.

Miami certainly has shown they can run two offensive teams at the enemy with almost the same consistency of success. Defense is getting there in this manner also.

The fury of today's game should rock the Orange Bowl stadium. Miami, doing an amazing turnaround

from 1979 when the squad was young, took a giant forward step into football's hollowed circles by defeating Houston in the Astrodome. It did it by amazing performances from the offense, defense and special units.

Coach Schnellenberger unleashed the most diversified attack seen from a Miami team since the greatest days of UM football. Pitchouts, double quarterback lineups, flawless reverses and offensive depth compensated for the sheer power lacking.

The UM defense took away the feared running game of the veer attack threat and using a semi-prevent aerial defense, kept the Houston passing game impotent until after time had actually run out.

The special teams limited Houston to microscopic gains on kick returns. Jim Boone and John Daniels flew downfield to twice flatten kickoff return artists, who caught the ball on the field of play but were dumped close to the five yard line, something which hasn't been seen from a Hurricane team since Johnny Bow led a similar Death Squad assault.

But that is all a prelude to this afternoon's duel with the high flying Seminoles, who have so much backfield running depth that it is almost embarrassing.

No meeting of Miami and FSU has had so much riding on it as this clash, which carries the additional incentive of a bitter intra-state rivalry.

SCHNELLENBERGER COMMENTS:

On the Physical Condition of the team:

Playing on the artificial surface in the Astrodome, we sustained a large number of bumps and bruises in our hard hitting game with the Houston Cougars. We sustained a critical injury when fullback Gary Breckner suffered ligament damage to his left knee. He will be lost for the season. Wide receiver Pat Walker and reserve fullback Greg Anderson both appear to be recovered from nagging injuries, and should be at full strength this week.

On Progress from the Houston Game:

Once again, our defense demonstrated a continuing maturity and played a top flight game against one of the nation's most explosive offensive units. For 59 minutes and 59 seconds, they held scoreless one of the most potent offensive teams in the nation. The Cougar defense provided the stiffest competition to date for our offense. However, quarterbacks Jim Kelly and Mike Rodrugue were able to engineer one touchdown apiece to provide the winning edge. Continued constant punting by Greg LaBelle and vastly improved coverage by the punt and kickoff squads was a definite factor in our victory.

On Florida State University:

No doubt that the Florida State Seminoles will furnish the strongest competition that our football team has faced to this point. They are awesome on both sides of the ball, having outscored their first three opponents by a combined score of 131-7. FSU possesses one of the finest defensive units in college football today, not having allowed a touchdown from scrimmage to date. Unlike last year, the Seminole offense now goes to battle with a double-barreled attack. Their running game has improved tremendously over last year, and their passing attack remains one of the finest in the country. Unquestionably, it will take the greatest effort of the year for the Hurricanes to emerge successfully.



200 TULLY GYM • TALLAHASSEE FL 32306 • 904-644-4038

MARK CARLSON, DIRECTOR
904/575-7637 - home
SEMINOLE SPORTS LINE
904/644-3820

September 21, 1980

WRITTEN FOR USE AS DESIRED

FOUR IS MORE--Unbeaten southern independents Florida State (3-0) and Miami (3-0) square off Saturday in a bid for their fourth victories.

SITE--Orange Bowl (76,114), Miami, Fla.

KICKOFF TIME--4:00 P.M. EDT.

EXPECTED ATTENDANCE--Miami officials believe the crowd could be in excess of 40,000.

THE SEASON--Florida State has picked up where it left off last season (11-0). The Tribe opened with a 16-0 road win at LSU and has followed with lopsided home victories against Louisville (52-0) and East Carolina (63-7). The trip to Miami will be the second road excursion of the campaign for FSU. Miami, meanwhile, will be playing its second home game. The Hurricanes, who have not been 3-0 since 1962, won their opener at Louisville (24-10). A 49-0 home victory over Florida A&M followed and last week at Houston the Hurricanes took a 14-7 verdict.

THE SCHEDULES--FLORIDA STATE (3-0)

| | | |
|----------|-----------------------|---|
| 16 | @ LSU | 0 |
| 52 | LOUISVILLE | 0 |
| 63 | EAST CAROLINA | 7 |
| Sept. 27 | --@ Miami (Fla.) | |
| Oct. 4 | --@ Nebraska | |
| 11 | --PITTSBURGH (N) | |
| 18 | --BOSTON COLLEGE (N) | |
| 25 | --@ Memphis State (N) | |
| Nov. 1 | --TULSA (N) | |
| 8 | --VIRGINIA TECH (N) | |
| 22 | --FLORIDA (N) | |

MIAMI (3-0)

| | | |
|----------|---------------------|----|
| 24 | @ Louisville | 10 |
| 49 | FLORIDA A & M | 0 |
| 14 | @ Houston | 7 |
| Sept. 27 | --FLORIDA STATE | |
| Oct. 11 | --@ Notre Dame | |
| 18 | --MISSISSIPPI STATE | |
| Nov. 1 | --@ Penn State | |
| 8 | --EAST CAROLINA | |
| 15 | --@ Vanderbilt | |
| 22 | --NORTH TEXAS STATE | |
| 29 | --@ Florida | |

LAST WEEK--Florida State routed East Carolina, 63-7, in a game that got out of hand when the Seminoles scored 28 points in the fourth quarter. The Seminoles completely dominated the game running off 100 plays (81 rushing) compared to 41 for the visiting Pirates. The only negative aspect of the game for FSU was that the Tribe was scored on for the first time this season when East Carolina's Anthony Collins returned a kickoff 100 yards. FSU tailback Sam Platt rushed for 100 yards for the second straight week, picking up 130 in 29 carries, four short of tying the school record.

Miami won its third straight with a 14-point second quarter. The host Cougars didn't get on the scoreboard until the final play of the game. Miami's defense, which entered the game as the top rated defense in the country, gave Houston 77 yards rushing and 275 passing. Prior to the game Miami was giving up -20 per contest along the ground and 73.5 total.

THE COACHES--Bobby Bowden (Samford '52) is the Florida State mentor. This is the fifth season he has steered the Seminole program and his combined record now is 37-12 with 18 consecutive regular season wins. The record is impressive when one recalls that he started 0-3 at FSU and went 5-6 in that first season (1976). In the last three years Bowden has taken the Tribe to two bowl appearances (1977 Tangerine and 1980 Orange). Bowden last year was cited by ABC-TV and Chevrolet as its Division I-A Coach of the Year and was also the Associated Press Southern Independent Coach of the Year. It was the second time in three seasons the AP has selected him for the honor. This is the third head coaching stop for Bowden. He was previously at Samford (31-6) and West Virginia (42-26) which gives him an overall coaching mark of 110-44. The victory total at the start of the current season (107-44) ranked 10th among active head coaches in I-A. The percentage (.709) was 11th among I-A and I-AA head coaches.

FLORIDA STATE vs. MIAMI
Page Two (2)

Howard Schnellenberger (Kentucky '59) is in the midst of authoring one of the year's major cinderella stories in collegiate football. The Hurricanes picked up Schnellenberger from the Miami Dolphins and in his first season (1979) Miami stunned the football world with the year's biggest collegiate upset--a 26-10 win at Penn State. Schnellenberger was the top offensive aide while with the Dolphins. His only previous head coaching experience came while bossing the Baltimore Colts during 1973 and part of 1974. Miami had a 5-6 mark last season in Schnellenberger's first season despite fielding a roster that was dominated by freshmen and sophomores.

CAPTAINS--Florida State has four. In charge of the offense are guard Greg Futch (70) and tackle Ken Lanier (72). Noseguard Ron Simmons (50) and linebacker Reggie Herring (39) are in charge of the defense on the field. Miami will announce game captains during the week.

THE SERIES--Miami and Florida State have been playing since 1951 when the Hurricanes won a 35-13 verdict. The first five games all went to the Hurricanes and FSU has never caught up in the series. A win Saturday would deadlock the series at 12-12 and give the Seminoles three straight wins.

LAST YEAR--Florida State's rugged defense caused five Miami turnovers as the Seminoles rolled to their third victory of the season, 40-23, at Doak Campbell Stadium. FSU trailed after a quarter, 7-3, but the Tribe put 16 points on the scoreboard in the second quarter and another 14 in the third. Miami closed the gap with a 16-7 fourth quarter advantage. FSU, praised throughout most of the pre-season for its pass offense, showed in this game that it also had a running attack. The Tribe picked up 205 yards on the ground with Mark Lyles' 85 leading the way. The victory for FSU was its second straight over the Hurricanes, but it marked the first time the Garnet and Gold beat its down-state foe in Campbell Stadium.

CLOSE GAMES COMMON--Close games are common in the Florida State vs. Miami series. Seven of the previous 23 games have been decided by four points or less. In 1959 and '62 Miami won by margins of 7-6. The 'Canes took a 14-10 verdict in 1973 and won 24-22 in 1975. FSU had close cushions when it won in 1966 (23-20), 1969 (16-14) and 1971 (20-17).

BIG WINS, TOO--Each team has also had its share of large victory margins. FSU has won twice with a 24-point deference--1963 (24-0) and 1970 (27-3)--and had a 23-point advantage in 1972 when the final count was 37-14. The widest margin of victory for Miami was 47-0 in 1976. The Hurricanes also won 34-0 in 1955 and had 27-point wins in 1953 (27-0) and 1957 (40-13).

BB VS. MIAMI--Over the years, Seminole mentor Bobby Bowden has compiled a 3-3 record in games his teams have played Miami. That total includes a 1-1 mark while at West Virginia and 2-2 work sheet at FSU. In his first two seasons with the Seminoles, the Hurricanes won 47-0 (1976) and 23-17 (1977). Since then the Tribe has won by counts of 31-21 (1978) and 40-23 (1979). In 1973, Bowden's West Virginia team won a 20-14 verdict over Miami at the Orange Bowl. The following year Miami won 21-20 at Morgantown to spoil the WVU Homecoming.

MORE ABOUT BB, MIAMI--Since Bobby Bowden arrived at FSU in '76 only two teams have scored more than one win against FSU. One is Miami and the other Oklahoma. Each have given Bowden two losses in the total of 12. And, two of those defeats have come at Miami's Orange Bowl. Miami won there 47-0 in Bowden's first season and last New Year's night the Oklahoma Sooners took a 24-7 verdict.

CANES LEAD IN SCORING--In addition to having the series lead, Miami also has an advantage in the overall scoring race. The Hurricanes have out-scored FSU, 435-371, in the previous 23 games. That is an average difference of 2.8 points per contest.

STREAKS--Florida State and Miami both enjoy extended winning streaks. FSU has won three straight after seeing a 15-game win streak ended with the 24-7 loss to Oklahoma at the Orange Bowl on January 1. The Miami streak is one game better--four--and includes a 30-24 win over Florida in the final game of '79.

-more-

FSU REGULAR SEASON STREAK--The Seminoles have now won 18 straight games in the regular season. That streak extends over three seasons and includes four at the close of '78, 11 more last year and three this season. That is the longest mark in Seminole history, eclipsing the old record of 12 set in 1949, 1950 and the first game of 1951. Miami ended that streak with a 35-13 victory in the first game ever played between the schools.

CANES HOME STREAK--Miami puts an eight-game home win streak on the line when it entertains FSU. That streak includes one game (49-0 over Florida A & M) this season, four last year and three in 1978. Florida State was the last team to beat the Hurricanes in the Orange Bowl, 31-21, before an ABC-TV regional audience in 1978.

TRIBE ON ROAD--Since Bobby Bowden took over at FSU, the Tribe has enjoyed relatively good success on the road. The trip to Miami will be the 24th road appearance for the Seminoles since 1976 and the Seminoles have won 16 of those games. Even more impressive than that fact, though, is that the Tribe has won in 14 of its last 17 road outings.

TRIBE SCORING--Some facts about the recent FSU scoring attacks.

- (1) In its last two games, Florida State has out-scored its opponents, 115-7. Taking that a step further, the Seminoles have a 131-7 season advantage on its three foes.
- (2) Florida State in the last three games it has played at home has scored three lopsided wins. The Tribe closed the '79 home season with a 66-17 win over Memphis State. That win came on the night FSU received its Orange Bowl bid. This year at Doak Campbell the Tribe has won by scores of 52-0 over Louisville and 63-7 over East Carolina. A quick trip to the adding machine will show the Tribe has a 181-24 scoring advantage in its last three home games.
- (3) The 63 points scored against East Carolina is the third most in FSU football history. The record is 74 in a 74-0 win over Whiting Field in the opening game of 1959. The second highest is the 66 scored in last season's 66-17 win over Memphis State.

ABOUT SCORING MARGINS--The 56 point difference between Florida State and East Carolina provided FSU with its biggest win margin ever under Bobby Bowden. The previous big difference had come only seven days earlier when the Tribe won 52-0 over Louisville. The 56 point difference becomes the third biggest in Seminole history. The only ones bigger were Whiting Field (74-0 in 1949) and Louisville (59-0 in 1953).

CAPECE ON STREAK--Seminole place kicker Bill Capece is having a good time when it comes to kicking PATs. He is 17 for 17 this season and now has booted 19 straight, including two in last year's final regular season game vs. Florida.

ABOUT DEFENSE--Florida State, always known for its offense, could rank this week as the nation's best defense. The Seminoles were rated second in total defense last week, giving up 147.5 yards per game. First was Miami at 73.5. But, the Hurricane average went up when Houston gained 352 yards (77 rushing and 275 passing). FSU, meanwhile, was giving East Carolina 95 yards rushing and seven in the air. Thus, in three game totals, the Seminoles are now giving up 132.3 yards a game compared to Miami's 166.3. In total yards, that means FSU has given up 397 compared to Miami's 166.3.

BACK-TO-BACK 100s--Seminole tailback Sam Platt has now gained 100 yards rushing in two straight games. He picked up 130 in 29 carries vs. East Carolina after gaining 107 in 19 vs. Louisville. Platt, who was a wide receiver last season, thus duplicates a feat of fullback Mark Lyles last season. Mark picked up 142 in 29 carries on Nov. 3 in a 26-21 win over Cincinnati. The following Saturday vs. South Carolina he carried 25 times for 132 yards in a 27-7 FSU Homecoming victory.

TALLY CHAMPIONSHIP--Miami can claim the city of Tallahassee college football championship with a win over Florida State. The Hurricanes have already demolished Florida A & M, 49-0. FSU and A & M do not play.

WHAT THE FLORIDA STATE PLAYERS SAY...

QB RICK STOCKSTILL--"I knew we had the potential to be good. I didn't think we'd score this many points, but I have a feeling these points will be coming to an end real soon.

"The offensive line has done a great job of opening it (the running game) up. With Mike (Whiting), Sam (Platt), Larry (Harris) and Ricky (Williams) you have to be crazy not to run. So far the run has been good to us.

"I always had the confidence I could throw the ball. I'm hitting the right receiver and not forcing the ball. The offense is playing like a unit. There are no individuals.

"I'm expecting a dog fight at Miami. The team that makes the least mistakes will win. I know they have a good defense and we won't be able to march up and down the field. If we score twice and don't make a lot of mistakes on offense I think we can win."

DE JARVIS COURSEY--"I think we shut out East Carolina. The defense didn't give up that touchdown. ECU thought it could run over us--you saw what happened. They led the nation in rushing last year and had 95 yards. Putting five defensive backs in the game allowed one player to go straight after the quarterback. We adjusted well after their first series and were able to tell what ECU was doing. We were very well prepared.

"The schedule definitely gets harder. Next week will be a four quarter game. It will be hard to intimidate Miami. It looks like that program is turned around. They're twice the ball club they were last year."

NG JAMES GILBERT--"I'm not surprised how well I've played. I've played noseguard since the day I arrived as a freshman. Not many people know about James Gilbert except the coaches and players. Everyone is used to me coming off the bench.

"A lot of people are looking at me to see what I can do. If we lose they're going to say it's because Simmons (Ron) isn't playing--that adds pressure.

"It's good to be going home--it's like playing in your backyard--you want to show good. I knew Miami was going to be tough. I have some 'home boys' on that team and this summer you could tell they had a different attitude--I knew immediately something was different.

"I think right now we're behind defensively from last year. The unit still hasn't jelled. We're making mistakes, but there's always someone to cover.

"I feel I should have a chance to play somewhere. Like Coach Bowden says--'when we call your number you better be ready.' I'm trying to answer my call now."

WR DENNIS MCKINNON--"The pass has been used to keep the defense off balance--it's a switch for FSU, that's for sure. I'm happy, you can't complain when you're winning. There's no way we should be losing. The next three games are a BIG test.

"I LOVE going home. It's great. The Hurricanes didn't recruit me and I was right there. This is my own little revenge game."

WHAT BOBBY SAYS...

ABOUT EAST CAROLINA WIN--"Once again we had a team out-manned and I believe the heat really got to their players. We were running fresh people into the game while they were still using their front line people."

ABOUT BIG FSU SCORES--"There is no way I'll ever tell my team not to score. Those second and third team players should have the same right to score as the first team has. Remember several of our touchdowns late in both the Louisville and East Carolina games were set up by the other team's mistakes. I would think it would be more embarrassing for us to go in and punt on first down than to not score."

ABOUT MIAMI--"I said it early in the year and the results of the last three weeks seem to prove it--Miami is the most improved team in college football this season. Remember that Miami wasn't a bad team last season--they pulled a couple of upsets and they also lost a couple they shouldn't have. Howard (Schnellenberger) sacrificed some last year by using young players, but now those young men have one good season of experience. So, even though Miami has a lot of young players they still have experience."

FLORIDA STATE vs. MIAMI
Page Five (5)

MORE MIAMI--"This Miami team reminds me an awful lot of our 1977 team. The previous year we had a mediocre season (5-6) and the following year we came up from behind on some folks who didn't expect us to be very good. Miami had that average (5-6) season last year and this time around they are the ones who will pull the surprise. You can look for Miami to have an outstanding football team this season no matter what happens Saturday."

ABOUT FSU DEFENSE--"I'm very happy with the way those young men are playing. We've got a bunch of experienced folks there and that helps. They were tremendously disappointed when East Carolina scored last Saturday, but that is going to happen. Our defense has pride and that means a lot in winning football games."

ABOUT OFFENSE--"We aren't just scoring points, but we're holding onto the football when we have it. Thus the defense is getting a rest. That helps when those defensive folks can sit on the bench for five or six minutes. We're mixing it up good this season. I wouldn't want to be the defensive coaching staff from any of our opponents. We're running the ball better than we ever have at Florida State and the passing game isn't shabby although we aren't getting the statistics that FSU has had in the past."

PLAYERS TO WATCH...

FLORIDA STATE

NG RON SIMMONS (No. 50, 6-1, 230, Sr., Warner Robins, Ga.)--has missed the last two games with a bad ankle sprain. In fact, he has not played since the first quarter of the opener at LSU. He's the most heralded player in FSU football history, making consensus All-America last year as a junior. In addition he was ninth in the Heisman voting and a semifinalist for the Lombardi Award.

DB MONK BONASORTE (No. 42, 6-0, 175, Sr., Pittsburgh, Pa.)--had an interception in season opener at LSU which brought his career total to 12, including eight last season when he was a third team Associated Press All-American. His total steals in 1979 ranked fourth in the country. Monk is one of the leading success stories in college football this year--he came to FSU as a walk-on tight end.

TB SAM PLATT (No. 29, 6-0, 190, Sr., Jacksonville, Fla.)--has gained 107 yards or more rushing in two successive games. The converted wide receiver had 107 vs. Louisville and followed that with a 130-yard effort vs. East Carolina. In three years as a wide receiver he caught 32 passes for 628 yards and nine touchdowns.

MIAMI

RB SMOKEY ROAN (No. 46, 5-10, 175, Jr., Miami, Fla.)--heads the Miami ground attack with 181 yards in 46 carries, an average of 3.93 per tote. A junior college transfer, who was a starter most of last season, he carried 17 times for 36 yards vs. Houston.

QB JIM KELLY (No. 12, 6-3, 204, So., East Brady, Pa.)--in the first collegiate start of his career Kelly led Hurricanes to a 26-10 upset of Penn State last season. He completed 18 of 20 passes vs. Penn State for 280 yards and three scores. This season he has completed 25 of 49 for 325 yards. Three of the tosses have resulted in touchdowns and two have been intercepted.

FLORIDA STATE TRAVEL PLANS--Seminoles depart Tallahassee via Air Florida charter Friday at 2 p.m. Arrival in Miami is slated for 3:05 p.m. Team will headquarter at Airport Lakes Holiday Inn, 1101 N.W. 57th Avenue, Miami (305/266-0000). Team and official party return immediately after game Saturday with Tallahassee arrival tentatively slated for 9 p.m.

SID TRAVEL PLANS--Florida State sports information director Mark Carlson arrives in the Miami area Wednesday. He will headquarter at Airport Lakes Holiday Inn (305/266-0000). He can be contacted through office of Miami SID George Gallet (305/284-5802).

FSU RADIO & TV--Game will be carried over the FSU Seminole Sports Network starting with the Bobby Bowden Show at 3:35 p.m. Gene Deckerhoff will handle play-by-play with former head coach Bill Peterson doing commentary. WECA-TV, Tallahassee, will show game in Tallahassee only. Tom Mees of ESPN will call action with Jim Crosby, sports director of station, doing color.

FLORIDA STATE PROBABLE DEPTH CHART

Offense

| | | | |
|------------------------|------------------|---------------------|------------------|
| WR--19 Kurt Unglaub | (5-11, 175, Sr.) | 22 Hardis Johnson | (6-0, 170, So.) |
| OT--72 Ken Lanier | (6-5, 260, Sr.) | 73 Barry Voltapetti | (6-5, 225, So.) |
| OG--70 Greg Futch | (6-3, 255, Sr.) | 61 Brent Brock | (6-4, 250, Sr.) |
| C--58 John Madden | (6-2, 220, Sr.) | 66 Redus Coggin | (6-3, 230, Jr.) |
| OG--63 Lee Adams | (6-4, 245, Sr.) | 66 Redus Coggin | (6-3, 230, Jr.) |
| OT--75 Tom Brannon | (6-3, 250, Jr.) | 62 Eric Ryan | (6-4, 255, So.) |
| TE--81 Zeke Mowatt | (6-4, 230, So.) | 84 Sam Childers | (6-2, 195, Jr.) |
| QB--11 Rick Stockstill | (6-1, 185, Jr.) | 14 Blair Williams | (6-1, 185, So.) |
| TB--29 Sam Platt | (6-0, 185, Sr.) | 44 Ricky Williams | (5-10, 170, So.) |
| FB--27 Mike Whiting | (6-2, 200, Jr.) | 20 Ken Burnett | (5-11, 200, So.) |
| WR--87 Phil Williams | (5-10, 170, Jr.) | 6 Dennis McKinnon | (6-1, 175, So.) |

Defense

| | | | |
|-----------------------|------------------|----------------------|------------------|
| DE--60 Scott McLean | (6-4, 235, Jr.) | 54 Arthur Scott | (6-2, 240, Sr.) |
| RT--67 Mark Macek | (6-2, 260, Sr.) | 85 David Ponder | (6-3, 200, Fr.) |
| NG--50 Ron Simmons | (6-1, 230, Sr.) | 51 James Gilbert | (6-0, 240, Jr.) |
| LT--79 Garry Futch | (6-2, 240, Jr.) | 76 Alphonso Carreker | (6-6, 230, Fr.) |
| DE--64 Jarvis Coursey | (6-5, 200, Jr.) | 86 John McLean | (6-2, 220, Fr.) |
| LB--39 Reggie Herring | (6-1, 215, Sr.) | 83 Ron Hester | (6-2, 210, Sr.) |
| LB--53 Paul Piurowski | (6-3, 220, Sr.) | 45 Roger Brownlee | (6-3, 200, Fr.) |
| CB--21 Bobby Butler | (5-11, 185, Sr.) | 24 Harvey Clayton | (5-10, 170, So.) |
| FS--28 Keith Jones | (5-10, 180, Sr.) | 40 Gary Henry | (6-1, 185, So.) |
| SS--42 Monk Bonasorte | (6-1, 175, Sr.) | 7 Mike Smith | (5-11, 175, Sr.) |
| CB--33 James Harris | (6-0, 180, Jr.) | 43 Homer Thomas | (6-2, 190, Sr.) |

Specialists

| | |
|-------------------------------|---|
| Snaps--65 Trent Barnes | (6-4, 235, Sr.) |
| Punts-- 3 Rohn Stark | (6-3, 195, Jr.) |
| Placements--17 Bill Capece | (5-7, 170, Sr.) |
| Kickoffs --17 Bill Capece | (5-7, 170, Sr.) |
| Holding --19 Kurt Unglaub | (5-11, 175, Sr.) |
| Punt Returns--40 Gary Henry | (6-1, 185, So.) |
| KO Returns--6 Dennis McKinnon | (6-1, 175, So.) or 29 Sam Platt (6-0, 185, Sr.) |

MIAMI PROBABLE STARTING LINEUP

Offense

Defense

| | | | |
|----------------------|------------------|------------------------|-----------------|
| SE--27 Pat Walker | (6-3, 190, Sr.) | DE--90 Tim Flanagan | (6-3, 225, Jr.) |
| LT--53 John Canei | (6-5, 255, Jr.) | LT--73 Lester Williams | (6-3, 265, Jr.) |
| LG--59 Art Kehoe | (6-0, 235, Sr.) | MG--83 Jim Burt | (6-1, 250, Sr.) |
| C--62 John Fenton | (6-3, 245, Sr.) | RT--91 Bob Nelson | (6-3, 250, Jr.) |
| RG--56 Jim Pokorney | (6-3, 240, Sr.) | DE--24 Mike Goedeker | (6-0, 225, Sr.) |
| RT--60 Dave Stewart | (6-6, 240, Jr.) | WLB--66 Scott Nicolas | (6-4, 230, Jr.) |
| TE--84 Andy Baratta | (6-3, 215, So.) | SLB--57 Mozell Axson | (6-0, 235, Sr.) |
| QB--12 Jim Kelly | (6-3, 205, So.) | FS--31 Fred Marion | (6-3, 185, Jr.) |
| HB--46 Smokey Roan | (5-10, 175, Jr.) | SCB--16 Ron Lippett | (6-1, 170, So.) |
| FB--45 Gary Breckner | (6-1, 210, Jr.) | R--30 David Jefferson | (6-2, 225, Jr.) |
| FLK--13 Jim Joiner | (6-2, 195, Sr.) | OCB-- 2 John Swain | (6-2, 185, Sr.) |

Specialists

| | |
|----------------------------------|---|
| Snaps--61 Don Bailey | (6-3, 230, So.) |
| Punts-- 5 Greg LaBelle | (5-11, 180, So.) |
| Placements--1 Dan Miller | (5-10, 175, Jr.) |
| Kickoffs --1 Dan Miller | (5-10, 175, Jr.) |
| Holding--5 Greg LaBelle | (5-11, 180, So.) |
| Punt Returns--30 David Jefferson | (6-2, 225, Jr.) |
| KO Returns--13 Jim Joiner | (6-2, 195, Sr.); 49 Mark Rush (6-3, 215, So.); 25 Keith Griffin (5-9, 180, Fr.) |
| 31 Fred Marion | (6-3, 185, Jr.) |

HOW THE OPPOSITION FARED

Last Week

Next Assignment

| | |
|--|----------------------|
| Louisiana State (2-1) beat Colorado, 23-20..... | @ Rice |
| Louisville (0-3) lost to Murray State, 13-9..... | @ Kansas |
| East Carolina (1-2) lost to Florida State, 63-7..... | Southern Mississippi |
| Miami (3-0) beat Houston, 14-7..... | Florida State |
| Nebraska (2-0) shutout Iowa, 57-0..... | @ Penn State |
| Pittsburgh (2-0) beat Kansas, 18-3..... | Temple |
| Boston College (1-1) upset Stanford, 30-13..... | @ Villanova |
| Memphis State (0-2) was idle..... | @ Georgia Tech |
| Tulsa (1-1) lost to Wichita State, 23-10..... | @ Arkansas |
| Virginia Tech (3-0) beat William & Mary, 7-3..... | James Madison |
| Florida (2-0) beat Georgia Tech, 45-12..... | Mississippi State |

Florida State

- 3 Rohn Stark, P, 6-3, 190, Jr, Fifty Lakes, Minn.
- 6 Dennis McKinnon, WR, 6-1, 173, So, Miami, Fla.
- 7 Mike Smith, DB, 6-0, 170, Sr, Panama City, Fla.
- 11 Rick Stockstill, QB, 6-2, 180, Jr, Fernandina Beach, Fla.
- 12 Kelly Lowrey, QB, 6-3, 215, Fr, Lake City, Fla.
- 14 Blair Williams, QB, 6-1, 180, So, Tallahassee, Fla.
- 17 Bill Capece, KS, 5-7, 170, Sr, Miami, Fla.
- 18 Weegie Thompson, QB, 6-6, 205, So, Midlothian, Pa.
- 19 Kurt Unglaub, WR, 5-11, 180, Sr, Tallahassee, Fla.
- 20 Ken Burnett, FB, 5-11, 200, So, Brandon, Fla.
- 21 Bobby Butler, DB, 6-0, 170, Sr, Delray Beach, Fla.
- 22 Hardis Johnson, WR, 5-11, 180, So, Tampa, Fla.
- 23 Homes Johnson, RB, 5-9, 180, Jr, Lake Hamilton, Fla.
- 24 Harvey Clayton, DB, 5-10, 165, So, Florida City, Fla.
- 27 Mike Whiting, RB, 6-1, 210, Jr, Largo, Fla.
- 28 Keith Jones, DB, 5-10, 180, Sr, Wildwood, Fla.
- 29 Sam Platt, RB, 6-0, 190, Sr, Jacksonville, Fla.
- 30 Larry Harris, FB, 6-1, 195, Fr, Gainesville, Fla.
- 31 Ellis Singletary, LB, 5-9, 210, So, Jasper, Fla.
- 33 James Harris, DB, 6-0, 175, Jr, Gainesville, Fla.
- 37 Greg Cary, DB, 6-1, 170, So, Tampa, Fla.
- 38 Kelly Burney, RB, 5-9, 190, Jr, Miami, Fla.
- 39 Reggie Herring, LB, 6-1, 210, Sr, Titusville, Fla.
- 40 Gary Henry, DB, 6-1, 185, Jr, Orlando, Fla.
- 41 Tommy Young, RB, 5-10, 175, Jr, Lake City, Fla.
- 42 Monk Bonasorte, DB, 6-0, 175, Sr, Pittsburgh, Pa.
- 44 Ricky Williams, RB, 5-11, 165, So, Griffin, Ga.
- 45 Roger Brownlee, LB, 6-2, 200, Fr, Doctor's Inlet, Fla.
- 50 Ron Simmons, NG, 6-1, 245, Sr, Warner Robins, Ga.
- 51 James Gilbert, NG-DT, 6-0, 260, Jr, Miami, Fla.
- 53 Paul Piurowski, LB, 6-3, 225, Sr, Sarasota, Fla.
- 54 Arthur Scott, DE, 6-3, 230, Sr, Tampa, Fla.
- 58 John Madden, C, 6-2, 230, Sr, Ft. Walton Beach, Fla.
- 60 Scott McLean, DE, 6-5, 240, Jr, Clermont, Fla.
- 61 Brent Brock, OG, 6-4, 230, Sr, Albany, Ga.
- 62 Eric Ryan, OT, 6-4, 260, So, Sarasota, Fla.
- 63 Lee Adams, OG, 6-5, 250, Sr, Ruskin, Fla.
- 64 Jarvis Coursey, DE, 6-5, 215, Jr, Gary, Ga.
- 65 Trent Barnes, C, 6-3, 230, Sr, Lakeland, Fla.
- 66 Redus Coggins, OG, 6-3, 230, Jr, Chipley, Fla.
- 67 Mark Macek, DT, 6-2, 260, Sr, Wyandotte, Mich.
- 68 Jeff Field, OG, 6-1, 225, Sr, Albany, Ga.
- 70 Greg Futch, OT, 6-4, 250, Sr, Ocala, Fla.
- 71 Bob Merson, C, 6-2, 230, Jr, Seminole, Fla.
- 72 Ken Lanier, OT, 6-3, 270, Sr, Columbus, Ohio
- 73 Barry Voltapetti, OT, 6-6, 265, So, Miami, Fla.
- 74 Danny Collier, OT, 6-4, 260, Jr, Eau Gallie, Fla.
- 75 Tom Brannon, OT, 6-4, 260, Sr, Albany, Ga.
- 77 Chris Nickrenz, DT, 6-6, 250, So, Buffalo, N.Y.
- 79 Gary Futch, DT, 6-2, 245, Jr, Ocala, Fla.
- 80 Keith Lester, TE, 6-3, 240, Fr, Clearwater, Fla.
- 81 Zeke Mowatt, TE, 6-4, 230, So, Wauchula, Fla.
- 82 Tony Johnson, WR, 6-1, 170, So, Dothan, Ala.
- 83 Ron Hester, LB, 6-2, 210, Sr, Umatilla, Fla.
- 84 Sam Childers, TE, 6-1, 200, Jr, Tallahassee, Fla.
- 85 David Ponder, DT, 6-2, 210, Fr, Cairo, Ga.
- 86 John McLean, DE, 6-2, 220, Fr, Clermont, Fla.
- 87 Phil Williams, WR, 5-10, 170, Sr, Warner Robins, Ga.
- 88 Jeff Bowden, WR, 5-8, 167, Jr, Tallahassee, Fla.
- 89 Tom Wheeler, TE, 6-2, 210, So, Port Orange, Fla.
- 93 David Ellis, OG, 6-3, 235, Jr, Paisley, Fla.
- 97 Herbert Harp, DT, 6-2, 275, So, Winter Garden, Fla.
- 98 Brad Fojtik, DE, 6-5, 215, So, Auburndale, Fla.
- 99 Ricky Render, DT, 6-4, 240, So, Ozark, Ala.

OFFICIALS

Referee---Tommy Miller
Umpire---Ted Benson
Linesman---Joe Pipkin
Field Judge---Jim Campbell
Back Judge---Buddy Ward
Line Judge---Dave Small

Miami

- 1 Dan Miller, PK, 5-10, 178, Jr, Clewiston, Fla.
- 2 John Swain, DB, 6-2, 189, Sr, Miami, Fla.
- 3 Jeff Davis, PK, 5-6, 132, So, Clearwater, Fla.
- 4 Rodney Bellinger, DB, 5-8½, 184, Fr, Coral Gables, Fla.
- 5 Greg LaBelle, P, 5-9½, 170, So, Danielson, Conn.
- 6 Mike Rodrigue, QB, 6-0½, 187, Jr, Tallahassee, Fla.
- 7 John Smatana, QB, 6-3, 181, So, Ft. Lauderdale, Fla.
- 8 Michael Fontes, DB, 6-0, 188, So, Tampa, Fla.
- 9 Mark Richt, QB, 6-1, 190, So, Boca Raton, Fla.
- 11 Mark Smith, DB, 6-1, 186, Sr, Merritt Island, Fla.
- 12 Jim Kelly, QB, 6-3, 203, So, East Brady, Pa.
- 13 Jim Joiner, WR, 6-2, 195, Sr, Detroit, Mich.
- 14 James Boone, DB, 6-0, 202, So, Miami, Fla.
- 15 Dave Ditthardt, DB, 6-2, 182, Fr, Hollywood, Fla.
- 16 James Bigbie, FB, 6-1, 210, Sr, Panama City, Fla.
- 17 Ronnie Lippett, DB, 6-1, 170, So, Sebring, Fla.
- 19 Keith Cleveland, WR, 6-2½, 173, Fr, Memphis, Tenn.
- 20 Rocky Belk, WR, 6-2, 178, So, Alexandria, Pa.
- 21 Greg Anderson, FB, 6-0, 204, So, West Palm Beach, Fla.
- 22 Lawrence Thompson, DB, 5-10½, 164, Fr, Wachula, Fla.
- 24 Mike Goedeker, DE, 6-0, 230, E. Rochester, Pa.
- 25 David Deakins, WR, 5-7, 138, Sr, Stuart, Fla.
- 27 Pat Walker, WR, 6-2½, 180, Sr, Auburndale, Fla.
- 28 Chuck Hirschman, FB, 6-0, 191, So, Jacksonville, Fla.
- 30 David Jefferson, DB, 6-2½, 212, Jr, Hialeah, Fla.
- 31 Fred Marion, DB, 6-2, 190, Jr, Gainesville, Fla.
- 32 Brett Masters, DB, 6-1½, 204, So, Columbus, Ind.
- 33 Chris Hobbs, HB, 5-10, 185, Jr, Tallahassee, Fla.
- 35 John Kontodiakos, P, 5-9½, 179, So, Tarpon Springs, Fla.
- 36 John Daniels, DE, 6-1½, 218, Sr, Deland, Fla.
- 37 John Peasley, DB, 6-3, 201, Sr, Dunnellon, Fla.
- 38 Speedy Neal, FB, 6-2, 251, Fr, Key West, Fla.
- 41 Danny Brown, LB, 6-2, 227, So, Pensacola, Fla.
- 43 Larry Brodsky, WR, 5-11½, 194, Jr, Hialeah, Fla.
- 44 Keith Griffin, HB, 5-7, 182, Fr, Columbus, Ohio
- 45 Gary Breckner, FB, 6-1, 204, Jr, Endicott, N.Y.
- 46 Lorenzo Roan, HB, 5-8, 176, Jr, Miami, Fla.
- 48 Jerome Jones, TE, 6-3, 217, Fr, Bartow, Fla.
- 49 Mark Rush, HB, 6-3, 215, So, Ft. Lauderdale, Fla.
- 50 Mike Moore, OG, 6-2, 239, Fr, Bradenton, Fla.
- 51 Jack Fernandez, LB, 6-0, 220, Fr, Miami, Fla.
- 52 David Heffernan, C, 6-3½, 215, Fr, Miami, Fla.
- 53 John Canei, OT, 6-5, 251, Jr, Weirton, W. Va.
- 54 Pat Magee, DT, 6-3, 217, Sr, Ft. Myers, Fla.
- 55 Isaiah West, DE, 6-3, 217, So, Chicago, Ill.
- 56 Jim Pokorney, OG, 6-3, 245, Sr, Boca Raton, Fla.
- 57 Mozell Axson, LB, 6-0, 222, Sr, Polk City, Fla.
- 58 Clem Barbarino, OG, 6-4, 243, Jr, Verona, Pa.
- 59 Art Kehoe, OG, 6-0, 227, Sr, Conshohocken, Pa.
- 60 David Stewart, OT, 6-6, 243, Jr, Rexford, N.Y.
- 61 Donald Bailey, C, 6-3½, 240, So, Miami, Fla.
- 62 John Fenton, C, 6-3½, 245, Sr, Hialeah, Fla.
- 63 John Ferguson, OG, 6-3½, 225, Sr, Patterson, N.J.
- 65 Greg Zappala, DE, 6-2, 207, So, Pittsburgh, Pa.
- 66 Scott Nicolas, LB, 6-3½, 225, Jr, Clearwater, Fla.
- 67 Eric Larkin, OG, 6-2, 232, Fr, Chicago, Ill.
- 68 John Heritscko, OT, 6-2½, 233, So, Montdale, Pa.
- 70 Ed Hudak, DT, 6-4½, 259, So, Bethlehem, Pa.
- 71 Tony Chickillo, MG, 6-3, 237, So, Miami, Fla.
- 73 Lester Williams, DT, 6-3, 267, Jr, Miami, Fla.
- 74 Ian Sinclair, OT, 6-4, 218, Fr, London, Ont., Can.
- 75 Charles Cook, DT, 6-2½, 254, Sr, Gainesville, Fla.
- 77 Jim Llinas, OT, 6-3, 225, Fr, Hialeah, Fla.
- 79 Frank Frazier, OT, 6-4, 245, Jr, Tampa, Fla.
- 82 Juan Perez, WR, 6-1½, 187, Fr, Miami, Fla.
- 83 Jim Burt, MG, 6-1, 242, Sr, Orchard Park, N.J.
- 84 Andy Baratta, TE, 6-3, 217, So, Philadelphia, Pa.
- 85 Mark Cooper, TE, 6-5, 234, So, Miami, Fla.
- 86 Glenn Dennison, TE, 6-2, 199, So, Beaver Falls, Pa.
- 87 Leon Evans, DT, 6-6, 267, So, Silver Springs, Md.
- 88 Anthony Frederick, DB, 6-0, 207, Fr, Miami, Fla.
- 90 Tim Flanagan, DE, 6-3½, 210, Jr, Woodbridge, Pa.
- 91 Bob Nelson, DT, 6-4, 257, Jr, Baltimore, Md.
- 93 Gregory Brown, LB, 6-1, 221, So, Woodbridge, Pa.
- 97 Juan Commendeiro, DE, 6-1, 220, Fr, Miami, Fla.
- 99 Al Mollinea, LB, 6-1, 226, Fr, Hialeah, Fla.

Miami

MIAMI OFFENSE

| | |
|-----------------------------|-------------------------|
| SE--27 Pat Walker.....185 | 20 Rocky Belk.....178 |
| LT--53 John Canei.....250 | 77 Jim Llinas.....225 |
| LG--59 Art Kehoe.....227 | 58 Clem Barbarino...243 |
| | 67 Eric Larkin.....232 |
| C--62 John Fenton.....245 | 61 Don Bailey.....240 |
| | 52 Dave Heffernan...215 |
| RG--56 Jim Pokorney.....245 | 63 John Ferguson....225 |
| | 50 Mike Moore.....240 |
| RT--60 Dave Stewart.....243 | 79 Frank Frazier....245 |
| | 68 John Heritscko...233 |
| TE--84 Andy Baratta.....217 | 85 Mark Cooper.....234 |
| | 48 G.G. Jones.....217 |
| QB--12 Jim Kelly.....203 | 6 Mike Rodrigue....182 |
| | 9 Mark Richt.....191 |
| HB--46 Smokey Roan.....175 | 49 Mark Rush.....215 |
| | 44 Keith Griffin....180 |
| FB-- | |
| | 33 Chris Hobbs.....187 |
| | 38 Speedy Neal.....240 |
| | 21 Greg Anderson....204 |
| FLK--13 Jim Joiner.....195 | 43 Larry Brodsky....194 |
| | 25 David Deakins....138 |

MIAMI DEFENSE

| | |
|--------------------------------|----------------------------|
| LE--90 Tim Flanagan.....210 | 95 Isaiah West.....217 |
| LT--73 Lester Williams.....268 | 75 Charles Cook.....254 |
| MG--83 Jim Burt.....242 | 72 Tony Chickillo....237 |
| RT--91 Bob Nelson.....257 | 87 Leon Evans.....267 |
| RE--24 Mike Goedeker.....230 | 36 John Daniels.....218 |
| | 97 Juan Comendheiro....220 |
| WLB--66 Scott Nicolas.....225 | 93 Greg Brown.....220 |
| | 99 Al Mollinea.....226 |
| SLB--57 Mozell Axson.....222 | 41 Danny Brown.....227 |
| | 51 Jack Fernandez....220 |
| FS--31 Fred Marion.....190 | 37 John Peasley.....201 |
| | 15 Dave Ditthart.....182 |
| SC--17 Ron Lippett.....170 | 14 James Boone.....202 |
| | 4 Rodney Bellinger...184 |
| R--30 David Jefferson....212 | 88 Anthoney Frederick.207 |
| | 32 Brett Masters.....204 |
| QC-- 2 John Swain.....189 | 11 Mark Smith.....186 |
| | 22 Lawrence Thompson..164 |

P-- 5 Greg LaBelle, 35 John Kontodiakos
PK & KO-- 1 Dan Miller, 3 Jeff Davis

Florida State

FLORIDA STATE OFFENSE

| | |
|--------------------------------|----------------------------|
| WR--19 Kurt Unglaub.....175 | 22 Hardis Johnson.....170 |
| OT--72 Ken Lanier.....260 | 73 Barry Voltapetti....225 |
| OG--70 Greg Futch.....255 | 61 Brent Brock.....250 |
| C--58 John Madden.....220 | 71 Bob Merson.....240 |
| OG--63 Lee Adams.....245 | 66 Redus Coggins.....230 |
| OT--75 Tom Brannon.....250 | 62 Eric Ryan.....255 |
| TE--64 Sam Childers.....195 | 81 Zeke Mowatt.....232 |
| QB--11 Rick Stockstill.....185 | 12 Kelly Lowrey.....210 |
| TB--29 Sam Platt.....185 | 23 Homes Johnson.....185 |
| FB--27 Mike Whiting.....200 | 20 Ken Burnett.....200 |
| WR--87 Phil Williams.....170 | 6 Dennis McKinnon....175 |
| Punts--3 Rohn Stark.....195 | |
| PK -- 17 Bill Capece.....170 | |
| KO -- 17 Bill Capece.....170 | |

FLORIDA STATE DEFENSE

| | |
|-------------------------------|---------------------------|
| DE--54 Arthur Scott.....240 | 60 Scott McLean.....235 |
| RT--67 Mark Macek.....260 | 85 David Ponder.....200 |
| RG--50 Ron Simmons.....230 | 61 James Gilbert.....240 |
| LT--79 Gary Futch.....240 | 76 Alphonso Carreker..230 |
| DB--64 Jarvis Coursey.....200 | 86 John McLean.....220 |
| LB--39 Reggie Herring.....215 | 83 Ron Hester.....210 |
| LB--53 Paul Piurowski.....220 | 45 Roger Brownlee....200 |
| CB--21 Bobby Butler.....185 | 24 Harvey Clayton....170 |
| FS--28 Keith Jones.....180 | 40 Gary Henry.....185 |
| SS--42 Mark Bonasorte.....175 | 7 Mike Smith.....175 |
| CB--33 James Harris.....180 | 43 Homer Thomas.....190 |

September 27, 1980
Saturday afternoon

UNIVERSITY OF MIAMI versus FLORIDA STATE UNIVERSITY

Orange Bowl
Miami, Florida

FIRST QUARTER

WEATHER: Warm, partly cloudy. FIELD: Dry, excellent footing. TEMPERATURE: 91.
WIND: From the East at 16 miles per hour.
BAROMETRIC PRESSURE: 30.4 and rising. RAIN PROBABILITY: 20%.

CAPTAINS: MIAMI --Jim Joiner(wr), James Boone(db), David Jefferson(db), Jim Burt(wg).
FLORIDA STATE --Reggie Herring(lb), Ron Simmons(wg), Greg Futch(t), Ken Lanier(t).

COIN TOSS: Miami wins, chooses to receive. Florida State defends East (scoreboard) goal.

| | | | |
|------------------------------------|--------|---|----------------|
| | FS 40 | Capees kicks off to Thompson 8 yards deep in end zone. Touchback. (Kickoff: 68). | kickoff |
| M 20 | 1-10 | (Kelly is QB). Kelly passes to Joiner on right side for 16 and first down (Butler). | 1ST DOWN(PASS) |
| M 36 | 1-10 | Roan at left guard for 4 (Mack). | |
| M 40 | 2-6 | Kelly keeps wide right for 3 (Piurowski). | |
| M 43 | 3-3 * | Roan wide left for 15 and first down (Jones). | 1ST DOWN(RUSH) |
| F 42 | 1-10 | Roan draw at left tackle for 5. Play nullified and Miami penalized 15 for holding. | -PENALTY |
| M 43 | 1-25 | Kelly passes to Brodsky on right sideline for 10 (Butler). | |
| F 47 | 2-15 | (12:47) Kelly pass for Joiner on left side is underthrown. | |
| F 47 | 3-15 * | (12:42) Kelly is sacked for loss of 6 by (McLean). Offside vs. Miami's Baratta is declined. | SACK |
| M 47 | 4-21 | LaBelle punts into end zone for touchback. 53-yard kick. | PUNT |
| <u>FLORIDA STATE BALL AT 12:15</u> | | | |
| F 20 | 1-10 | (Stockstill is QB). Platt at left side for 4 (Nelson). | |
| F 24 | 2-6 | Florida State penalized 5 when Childers jumps. | -penalty |
| F 19 | 2-11 | Platt draw at right side for 6 (Marion). | |
| F 25 | 3-5 * | Stockstill fumbles snap but recovers for loss of 2. | fumble |
| F 25 | 4-7 | Stark punts to Marion on Miami 30. Returns 6 (McLean). 47-yard kick. | punt |
| <u>MIAMI BALL AT 10:12</u> | | | |
| M 36 | 1-10 | Roan pitchout at right side for 3 (Mack). | |
| M 39 | 2-7 | Roan pitchout wide right for 6 (Harris). | |
| M 45 | 3-1 * | Kelly passes lob to Baratta on right sideline for 19 and first down. | 1ST DOWN(PASS) |
| F 35 | 1-10 | Hobbs draw at middle for 4 (Piurowski). Play nullified and Miami penalized 14 for holding. | -PENALTY |
| F 49 | 1-24 | Kelly pass for Brodsky near 5 on right side broken up by (Butler). | |
| F 49 | 2-24 | (8:18) Kelly pass for Joiner on left sideline is caught out of bounds. | |
| F 49 | 3-24 * | (8:10) Kelly passes to Walker on right for 19 (Bonasorte). | |
| F 30 | 4-5 * | Miller 47-yard field goal attempt, LaBelle holding, is wide left. | FG FAILS |
| <u>FLORIDA STATE BALL AT 7:21</u> | | | |
| F 30 | 1-10 | Platt wide left for 2 (Nelson). | |
| F 32 | 2-8 | (7:15) Platt draw at left guard for loss of 1 (Williams). | loss |
| F 31 | 3-9 * | Stockstill passes to Williams on right sideline for 7. | |
| F 38 | 4-2 | (6:37) Stark punts into end zone for touchback. 62-yard kick. | punt |
| <u>MIAMI BALL AT 6:25</u> | | | |
| M 20 | 1-10 | Roan at right guard for 1 (Piurowski). | |
| M 21 | 2-9 | Kelly passes to Joiner on left side for 16 and first down(Harris). | 1ST DOWN(PASS) |
| M 37 | 1-10 | Roan pitchout wide right for no gain (Piurowski). | |
| M 37 | 2-10 | Kelly screen pass to Hobbs on left side for 4 (Piurowski). | |
| M 41 | 3-6 * | Kelly passes to Hobbs on left side for 7. Fumbles on hit by Piurowski and Gilbert recovers for Florida State. | FUMBLE(LOST) |
| <u>FLORIDA STATE BALL AT 3:49</u> | | | |
| M 48 | 1-10 | Platt pitchout wide left for 5 (Daniels). | |
| M 43 | 2-5 | Platt pitchout at left side for 1 (Daniels, Nicolas). | |
| M 42 | 3-4 * | Stockstill sacked for loss of 11 by (Nelson). | sack |
| M 48 | 4-15 | Stark punt is downed by McLean. 43-yard kick. | punt |
| <u>MIAMI BALL AT 1:41</u> | | | |
| M 9 | 1-10 | Roan at right side for 3 (Herring). Play nullified and Florida State penalized 5 for offside. | PENALTY |
| M 14 | 1-5 | Roan pitchout at left side and back to middle on misplay for loss of 2 (Scott). | LOSS |
| M 12 | 2-7 | Roan pitchout off right side for 1 (Herring). | |
| M 13 | 3-6 * | Roan wide right for 1 (Scott). | |

SCORE AT QUARTER: Miami 0, Florida State 0

Sept. 27, 1980
Saturday afternoon

MIAMI vs. FLORIDA STATE

Orange Bowl
Miami, Florida

SECOND QUARTER

| | | | |
|-----------------------------|--------|---|---------------------|
| M 14 | 4-5 | LaBelle punts to Henry on 19. Returns 13 (Fernandez). 67-yard punt. | PUNT (LONG) |
| FLORIDA STATE BALL AT 14:29 | | | |
| F 32 | 1-10 | Platt pitchout wide left for no gain (Burt). | |
| F 32 | 2-10 | Stockstill pass for Hardis Johnson on right sideline is overthrown. | |
| F 32 | 3-10 * | (13:50) Stockstill pass for McKinnon on Miami 35 is broken up and almost intercepted by (Marion). | |
| F 32 | 4-10 | (13:41) Stark punts to Thompson on Miami 24. Returns 11. 44-yard punt. | punt |
| MIAMI BALL AT 13:29 | | | |
| M 35 | 1-10 | (Rodrigue is newQB). Rodrigue pass for Brodsky is underthrown. | QB CHANGE |
| M 35 | 2-10 | Neal at right guard for 5 (S.McLean). | |
| M 40 | 3-5 * | Rodrigue pass for Bush is almost intercepted by (Herring). | |
| M 40 | 4-5 | (12:39) LaBelle punt is downed by Swain. 33-yard kick. | PUNT |
| FLORIDA STATE BALL AT 12:28 | | | |
| F 27 | 1-10 | Whiting at left side for no gain (Cook). | |
| F 27 | 2-10 | Stockstill passes to Whiting on right sideline for 10. Fumbles on hit by Brown and Swain recovers for Miami. | fumble (lost) |
| MIAMI BALL AT 11:43 | | | |
| F 37 | 1-10 | Joiner reverse wide left for 1 (Gilbert). | KELLY RETURNS |
| F 36 | 2-9 | Kelly pass for Roan over middle is broken up by (Herring). Pass interference and 6 yard penalty for first down. | 1ST DOWN (PEN.) |
| F 30 | 1-10 | (11:00) Rush pitchout wide left for 1 (Bonasorte). | |
| F 29 | 2-9 | (10:56) Kelly keeps at left guard for 4 (Bonasorte). | |
| F 24 | 3-5 * | Kelly passes to Rush on left sideline for 9 and first down (Scott). | 1ST DOWN (PASS) |
| F 15 | 1-10 | (10:16) Anderson fumbles at left side and Coursey recovers for Florida State. Loss of 7 to Anderson. | FUMBLE (LOST) |
| FLORIDA STATE BALL AT 10:10 | | | |
| F 22 | 1-10 | Burnett at middle for 1 (Nicolas). | |
| F 23 | 2-9 | Stockstill pass for Hardis Johnson on right sideline is deflected by Flanagan. | |
| F 23 | 3-9 * | (9:26) Stockstill swing pass to Burnett on left side for 7 (Burt). | |
| F 30 | 4-2 | Stark punts to Thompson on Miami 19. Returns 7 (Hester). 51-yard kick. | punt |
| MIAMI BALL AT 8:36 | | | |
| M 32 | 1-10 | Kelly scrambles at left for 2 (Piurowski). | |
| M 34 | 2-8 | Kelly passes to Brodsky on right sideline for 28 and first down (Bonasorte). | 1ST DOWN (PASS) |
| F 43 | 1-10 | Rush wide right for 8 (Herring). Offside vs. Florida State's Simmons is declined. | |
| F 35 | 2-2 | Kelly sneaks middle for 2 (Simmons). First down nullified and Miami penalized 5 for procedure. | -PENALTY |
| F 40 | 2-7 | Kelly keeps at middle for no gain (Simmons). | |
| F 40 | 3-7 * | Rodrigue, attempting pass on lateral from Kelly, tosses back to Canel who returns to line of scrimmage (Piurowski). | |
| F 40 | 4-7 | LaBelle punts into end zone for touchback. 40-yard kick. | PUNT |
| FLORIDA STATE BALL AT 5:10 | | | |
| F 20 | 1-10 | Williams pitchout at middle for 3 (Axson). | |
| F 23 | 2-7 | Williams pitchout wide left for 9 and first down (Marion). | 1st down (rush) |
| F 32 | 1-10 | (4:29) Burnett at left tackle for 2 (Daniels). | |
| F 34 | 2-8 | Williams off left side for 2 (Marion). | |
| F 36 | 3-6 * | Williams at right tackle for no gain (Nelson). | |
| F 36 | 4-6 | Stark punts to Thompson on Miami 15. Returns 10 (Hester). 50-yard kick. | punt (long) |
| MIAMI BALL AT 2:28 | | | |
| M 24 | 1-10 | Rush through left side for 12 and first down (Jones). | 1ST DOWN (RUSH) |
| M 36 | 1-10 | Hobbs draw at middle for 9 (Bonasorte). | |
| M 45 | 2-1 | Kelly pass for Brodsky on 10 is broken up by (Bonasorte). | |
| M 45 | 3-1 * | (1:22) Rush at left tackle for 5 and first down (Herring). | 1ST DOWN (RUSH) |
| 50 | 1-10 | (1:15) Kelly pass for Joiner on right side is underthrown. Miami penalized 5 for procedure when right guard moves. | -PENALTY |
| F 45 | 1-15 | (1:10) Kelly passes to Rush on left side. He fumbles out of bounds on hit by (Harris). 3-yard gain. | |
| F 48 | 2-12 | (1:03) Rush at middle for 2 (Scott). | |
| F 50 | 3-10 * | (0:52) Kelly pass for Brodsky in end zone is overthrown, but Florida State called for interference. 49-yard penalty. | 1st DOWN ON PENALTY |
| F 1 | 1-0 | (0:44) Kelly sneaks for touchdown. | TOUCHDOWN |
| F 3 | | (0:41) Miller extra-point kick, LaBelle holding is good. | EXTRA POINT |

(SECOND QUARTER IS CONTINUED)

Sept. 27, 1960
Saturday afternoon

MIAMI vs. FLORIDA STATE
SECOND QUARTER

Orange Bowl
Miami, Florida

(CONTINUED)

MIAMI SCORING DRIVE: 76 yards in 6 plays, including 49-yard interference penalty, following punt.
SCORING PLAY: 1-yard sneak by Jim Kelly (Dan Miller kicks point). TIME OF POSSESSION: 1:47.
SCORE: Miami 7, Florida State 0. ELAPSED TIME: 14:19.

F 40 (0:41) Miller's on-side kick is recovered and retained for Florida State by Lester. ON-SIDE KICK
FLORIDA STATE BALL AT 0:41
F 35 1-10 Whiting wide left for 7 (Daniels). (Miami's Danny Brown is assisted from field).
F 42 2-3 Stockstill scrambles for loss of 1 on apparant screen pass play (Cook). loss
F 41 3-4 * (0:21) Whiting draw at middle for loss of 2 (Burt). loss
F 39 4-6 (0:16) Stark, rushed, punts dead 35 yards. punt
MIAMI BALL AT 0:07
M 26 1-10 Kelly falls on ball for no gain.

SCORE AT HALFTIME: Miami 7, Florida State 0.

FIRST HALF SUMMARY

| | | |
|--|----------------------|--------------------|
| TOTAL FIRST DOWNS | MIAMI 10 | FSU |
| First Downs Rushing-Passing-by Penalty | 3-5-2 | 1-0-0 |
| TOTAL OFFENSIVE YARDAGE | 203 | 46 |
| Number Offensive Plays | 43 | 25 |
| NET RUSHING ATTEMPTS AND YARDAGE | 27-71 | 19-22 |
| NET PASSING YARDAGE | 22-78 132 | 6-16 24 |
| PASSES ATTEMPTED-COMPLETED-HAD INTERCEPTED | 16-10-0 | 6-3-0 |
| PUNTS-Number and Average | 4-48.3 | 7-47.6 |
| FUMBLES-Number and Lost | 3-2 | 3-2 |
| PENALTIES-Number and Yards | 4-40 | 4-64 |

| MIAMI RUSHING | Att. | Net Yards | Avg. | Long Gain | TD | FSU RUSHING | Att. | Net Yards | Avg. | Long Gain | TD |
|------------------|------|--------------|------|--------------|----|----------------|------|--------------|------|--------------|----|
| ROAN | 9 | 29 | 3.2 | 15 | 0 | PLATT | 7 | 17 | 2.4 | 6 | 0 |
| KELLY | 7 | 4 | .6 | 4 | 1 | WILLIAMS | 4 | 14 | 3.5 | 9 | 0 |
| RUSH | 5 | 29 | 5.8 | 12 | 0 | WHITING | 3 | 5 | 1.7 | 7 | 0 |
| HOBBS | 2 | 10 | 5.0 | 9 | 0 | BURNETT | 2 | 3 | 1.5 | 2 | 0 |
| JOINER | 1 | 1 | 0.0 | 1 | 0 | STOCKSTILL | 3 | -4 | -4.7 | -1 | 0 |
| NEAL | 1 | 5 | 5.0 | 5 | 0 | | | | | | |
| CANEI | 1 | 0 | 0.0 | 0 | 0 | | | | | | |
| ANDERSON | 1 | -7 | -7.0 | -7 | 0 | | | | | | |

| MIAMI PASSING | Att. | Comp. | Yds. | TD | LG | Had Int. | FSU PASSING | Att. | Comp. | Yds. | TD | LG | Had Int. |
|------------------|------|-------|------|----|----|-------------|----------------|------|-------|------|----|----|-------------|
| KELLY | 13 | 9 | 122 | 0 | 28 | 0 | Stockstill | 6 | 3 | 24 | 0 | 10 | 0 |
| RODRIGUE | 3 | 1 | 10 | 0 | 10 | 0 | | | | | | | |
| Total | 16 | 10 | 132 | 0 | 28 | 0 | | | | | | | |

| MIAMI PASS RECEIVING | No. | Yards | LG | TD | FSU PASS RECEIVING | No. | Yards | LG | TD |
|-------------------------|-----|-------|----|----|-----------------------|-----|-------|----|----|
| JOINER | 2 | 32 | 16 | - | WILLIAMS | 1 | 7 | 7 | 0 |
| BRODSKY | 2 | 38 | 28 | - | WHITING | 1 | 10 | 10 | 0 |
| BARATTA | 1 | 19 | 19 | - | BURNETT | 1 | 7 | 7 | 0 |
| WALKER | 1 | 19 | 19 | - | | | | | |
| HOBBS | 2 | 11 | 7 | - | | | | | |
| RUSH | 2 | 13 | 10 | - | | | | | |
| | | | | | | | | | |
| | | | | | | | | | |
| | 10 | 132 | 28 | 0 | | 3 | 24 | 10 | 0 |

Sept. 27, 1980
Saturday afternoon

MIAMI vs. FLORIDA STATE

Orange Bowl
Miami, Florida

THIRD QUARTER

M 40 Miller kicks off to McKinnon 5 yards deep in end zone. Returns
1* (West). (Kickoff: 65). KICKOFF

F 1* 1-10 Stockstill passes to Williams on right side for 14 and
first down. 1st down(pass)

F 27 1-10 Stockstill pass is batted down behind line by (Burt).

F 27 2-10 (14:20) Stockstill passes to Platt on right side for 9.

F 36 3-1 * (14:13) Stockstill keeps at left guard for 1 and first down
(Nicolas). 1st down(rush)

F 37 1-10 Stockstill pass for Phil Williams on right side is broken up
by (Lippett).

F 37 2-10 (13:40) Stockstill scrambles left for 9 (Nicolas).

F 46 3-1 * Stockstill fumbles snap but recovers for loss of 3. fumble

F 43 4-4 Stark punts to Jefferson on 15. No gain on return (Harris).
42-yard kick. punt

MIAMI BALL AT 12:11

M 15 1-10 Roan pitchout at left side for loss of 2 (Masek). LOSS

M 13 2-12 Hobbs draw at right side for 5 (G.Futch).

M 18 3-8 * Kelly pass for Baratta is overthrown.

M 18 4-8 (10:52) LeBelle punts to Henry on Florida State 38. Returns 3
before stumbling. 44-yard kick. PUNT

FLORIDA STATE BALL AT 10:44

F 41 1-10 Stockstill passes to Childers on right side for 9 (Flanagan).
50 2-1 (10:37) Stockstill bobbles snap but sneaks for 1 and first
down (Burt). 1st down(rush)

M 49 1-10 Stockstill pass for Hardis Johnson over middle is underthrown
when he is struck by Williams as he passes.

M 49 2-10 (9:55) Whiting reverse wide right for loss of 3 (Flanagan). loss

F 48 3-13 * Stockstill passes to McKinnon over middle for 26 and first
down (Lippett). 1st down(pass)

M 32 1-10 Stockstill passes to Hardis Johnson over middle for 16 and
first down (Swain). 1st down(pass)

M 16 1-10 Stockstill fumbles snap but recovers for loss of 1. fumble

M 17 2-11 Stockstill passes to Whiting on right side for 6 (Burt).

M 11 3-6 * Stockstill pass for Unglaub near 5 is broken up by (Swain).

M 11 4-6 * (7:24) Capece's 26-yard field goal attempt, Unglaub holding,
is good. FIELD GOAL

FLORIDA STATE SCORING DRIVE: 48 yards in 10 plays following punt.

TIME OF POSSESSION: 3:24

SCORING PLAY: 26-yard field goal by Bill Capece.

SCORE: Florida State 3, Miami 7.

ELAPSED TIME: 7:40

F 40 Capece kicks off to Boone in end zone for touchback.

(Kickoff: 65)

kickoff

MIAMI BALL AT 7:20

M 20 1-10 Rush wide left for 17 and first down (Bonasorte). 1ST DOWN(RUSH)

M 37 1-10 Rush at middle and right for no gain (Piurowski).

M 37 2-10 Kelly passes to Joiner over middle for 22 and first down(Bonasorte).1ST DOWN(PASS)

F 41 1-10 Kelly passes to Rush on left side for 2 (Jones).

F 39 2-8 Hobbs draw at middle for loss of 4 (Herring).

F 43 3-12 * Kelly passes to Walker on left sideline for 15 and first down. 1ST DOWN(PASS)

F 28 1-10 Hobbs through middle for 15 and first down (Butler). 1ST DOWN(RUSH)

F 1* 1-10 Rush wide left for loss of 5 (Butler). LOSS

F 18 2-15 Kelly passes to Rush in right flat for 11 (Butler).

F 7 3-4 * Rush at left guard for 2 (Piurowski).

F 5 4-2 * Miller's 22-yard field goal attempt, LeBelle holding, is good. FIELD GOAL

MIAMI SCORING DRIVE: 75 yards in 11 plays following kickoff.

TIME OF POSSESSION: 5:12

SCORING PLAY: 22-yard field goal by Dan Miller

SCORE: Miami 10, Florida State 3

ELAPSED TIME: 12:52

(2:08) Miller kicks off to McKinnon 7 yards deep in end zone for
touchback. (Kickoff: 67).

FLORIDA STATE BALL AT 2:08

F 20 1-10 Stockstill pass for Hardis Johnson is intercepted by
Nicolas on dive. interception

MIAMI BALL AT 2:01

M 30 1-10 Hobbs wide right for 2 (Piurowski).

M 28 2-88 Kelly pass for Cooper is broken up by (Coursey).

F 28 3-8 * Kelly pass for Walker on right sideline is overthrown.

F 28 4-8 * (1:16) Miller's 45-yard field goal attempt, LeBelle holding, wideleft. FGFAILS

FLORIDA STATE BALL AT 1:11

F 28 1-10 Stockstill is sacked by Codecker. Cook recovers fumble. fumble(lost)

MIAMI BALL AT 1:05

F 19 1-10 Roan fumbles but Keshoe recovers for loss of 1. FUMBLE

F 19 2-11 Rodrigue keeps wide right for loss of 1 (McLean).

Sept. 27, 1980
Saturday afternoon

MIAMI vs. FLORIDA STATE

Orange Bowl
Miami, Florida

FOURTH QUARTER

F 20 3-11 * (Kelly is QB). Rush off left side for 1 (Masek).
F 19 4-10 * Miller's 35-yard field goal attempt, LaBelle holding, wide left. KELLY RETURNS
FG FAILS
FLORIDA STATE BALL AT 14:19
F 20 1-10 Platt wide left for ~~hangar~~ 3 (Goedeker).
F 20 2-10 Stockstill passes to Childers on left side for 5.
F 25 3-5 * Stockstill passes to Phil Williams over middle for 6 and
first down (Nicolas). 1st down(pass)
loss
F 31 1-10 Stockstill scrambles for loss of 1 (Cook).
F 30 2-111 Platt draw at middle for 3 (Axson).
F 33 3-8 * Stockstill pass for Hardie Johnson on left sideline is broken
up by (Marion).
F 33 4-8 (11:14) Stark punts to Jefferson on Miami 27. Returns 12
(Brian Williams). 40-yard punt. punt
MIAMI BALL AT 11:04
M 39 1-10 Kelly screen pass for Hobbs on right side broken up by (Coursey).
M 39 2-10 (10:57) Kelly pass for Brodsky over middle is overthrown and almost
intercepted by (Bonasorte).
M 39 3-10 * (10:51) Kelly keeps wide right for loss of 7 (Gilbert). LOSS
M 32 4-17 LaBelle punts to Henry on FSU 32. 40-yard kick. Play nullified
and Florida State penalized 15 for roughing kicker. 1ST DOWN(PEN.)
M 47 1-10 Roan wide right for 8 (Herring).
F 45 2-2 Roan at middle for 1 (S.McLean).
F 44 3-1 * Hobbs at right tackle for no gain (Scott).
F 44 4-1 LaBelle punts to fair catch by Henry. 23-yard kick. PUNT
FLORIDA STATE BALL AT 8:10
F 21 1-10 Platt offleft side for 3 (Jefferson).
F 24 2-7 Stockstill passes to Platt on left side for 3 (Daniels).
F 27 3-4 * Stockstill pass for Childers over middle is broken up on
hit by (Marion).
F 27 4-4 (6:46) Stark punts to Thompson on Miami 14. Returns 13.
54-yard kick. PUNT(Long)
MIAMI BALL AT 6:33
M 28 1-10 (Rodrigue is QB). Rush at left tackle for 4 (Piuroewki). QB CHANGE
M 32 2-6 Hobbs at left guard for 2 (Gilbert).
M 34 3-4 * Miami penalized 5 yards for delay of game. -PENALTY
M 29 3-9 * Rodrigue pass for Joiner on left sideline is underthrown.
M 29 4-9 (4:47) LaBelle punts to Henry on FSU 26. Returns along left
sideline 19 before stumbling. 45-yard kick. PUNT
FLORIDA STATE BALL AT 4:32
F 45 1-10 Stockstill passes to Hardie Johnson on left side for 7(Axson).
M 48 2-3 Stockstill fumbles but recovers for loss of 1. fumble
M 49 3-4 * Stockstill is sacked by Goedeker. He fumbles but Jones
recovers to retain possession and gain a yard. fumble
M 48 4-3 * (2:55) Stockstill passes to McKinnon on left side for
14 and first down (Lippett). 1st down(pass)
M 37 1-10 Stockstill passes to Phil Williams on left sideline for 16,
but gain is nullified and Florida State penalized 15
for holding. -penalty
F 48 1-25 Stockstill passes to Hardie Johnson on left sideline for 14.
M 35 2-8 (2:15) Stockstill passes to Whiting in left flat for 1.
(Nicolas).
M 34 3-7 * Stockstill passes to Hardie Johnson on left side for 15
and first down (Lippett). 1st down(Pass)
M 19 1-10 Stockstill pass for McKinnon in end zone is broken up by Smith.
M 19 2-10 (0:58) Stockstill passes to Whiting on left side for 8
(Lippett).
M 11 3-2 * (0:45) Stockstill passes to Childers on right side of end
zone for touchdown. touchdown
M 3 (0:39) Stockstill pass for Phil Williams on two-point
conversion attempt is blocked by Burt's helmet. 6p fails

FLORIDA STATE SCORING DRIVE: 55 yards in 11 plays following punt. TIME OF POSSESSION: 3:53.
SCORING PLAY: 11-yard pass from Rick Stockstill to Sam Childers (2-point conversion pass fails).
SCORE: Florida State 9, Miami 10. ELAPSED TIME: 14:21.

M 40 (0:39) Capece's on-side kick is recovered by Swin. Florida
State penalized 15 for late hit.
MIAMI BALL AT 0:39
F 38 1-10 (Kelly is QB). Kelly ~~strikes~~ keeps for 2x loss of 2. KELLY RETURNS
F 40 2-82 Miami penalized 5 for delay of game. -PENALTY
F 45 3-17 * (0:03) Kelly falls on ball for loss of 2. LOSS

FINAL SCORE: Miami 10, Florida State 9.

UNIVERSITY OF MIAMI VS. FLORIDA STATE
Saturday, September 27, 1980

MIAMI
OFFENSE

SE - Belk, Walker
LT - Canei, Llinas
LG - Kahoe, Barbarino
C - Fenton, Bailey
RG - Pokornoy, Ferguson
RT - Stewart, Frazier
TE - Cooper, Baratta
QB - Kelly, Rodriguez
HB - Ioan, Rush
FB - Hobbs, Neal, Anderson
FLK - Joiner, Rodsky
Punter - LaBelle
Kickoff - Miller
Placement - Miller
Holder - LaBelle

DEFENSE

LE - Goedeker, Flanagan, West
LT - Williams, Cook
MG - Burt, Chickillo
RT - Nelson, Evans
RE - Daniels, Comendairo
WLB - Nicolas, Brown
SLB - Axson, D. Brown, Fernandez
FS - Marion, Peasley
SC - Lippett, Boone, Bellinger
R - Jefferson
QC - Swain, Smith, Thompson

FLORIDA STATE
OFFENSE

WR - Unglaub
OT - Lanier, Voltapetti
OG - Futch, Brock
C - Madden
OG - Adams, Coggins
OT - Drannon
TE - Childers, Howatt
QB - Stockstill
TB - Platt
FB - Whiting, Burnett
WR - Ha. Johnson, Williams, McKinnon
Punter - Stark
Kickoff - Capece
Placement - Capece
Holder - Unglaub

DEFENSE

DE - McLean, Scott
RT - Macek
RG - Gilbert, Simmons
LT - Futch
DB - Coursey, J. McLean
LB - Herring, Hester
LB - Piurowski
CB - Butler, Clayton
FS - Jones, Henry
SS - Bonasorte, Smith
CB - Harris, Thomas

SCORING SUMMARY

| | 1st | 2nd | 3rd | 4th | Final |
|-------|-----|-----|-----|-----|-------|
| Miami | 0 | 7 | 3 | 0 | 10 |
| FSU | 0 | 9 | 3 | 6 | 9 |

| Team | Q | Time | Play | UM | FSU |
|------|---|------|---|----|-----|
| M | 2 | 0:41 | Kelly 1 yard run (Miller kick) | 7 | 0 |
| F | 3 | 7:20 | Capece 26 yard field goal | 7 | 3 |
| M | 3 | 2:08 | Miller 22 yard field goal | 10 | 3 |
| F | 4 | 0:39 | Childers 11 yard pass from Stockstill (Pass failed) | 10 | 9 |

ATTENDANCE: 50,008 (Tickets Sold 54,736)

FINAL TEAM STATISTICS

| | MIAMI | FSU |
|-----------------------------------|----------------------|------|
| FIRST DOWNS RUSHING | 5 | 3 |
| FIRST DOWNS PASSING | 7 | 7 |
| FIRST DOWN PENALTIES | 3 | 0 |
| TOTAL FIRST DOWNS | 10 | 10 |
| RUSHING PLAYS | 43 | 33 |
| YARDS GAINED RUSHING | 143 | 60 |
| YARDS LOST RUSHING | 34 | 35 |
| NET YARDS GAINED RUSHING | 109 | 25 |
| (LONG RUSHING PLAY) | 17 | 9 |
| FORWARD PASSES TRIED | 26 | 30 |
| FORWARD PASSES COMPLETED | 14 | 19 |
| YARDS GAINED PASSING | 182 | 182 |
| (LONG PASSING PLAY) | 28 | 20 |
| TOTAL OFFENSE | 291 | 207 |
| FORWARD PASSES INTERCEPTED BY | 1 | 0 |
| YARDS RETURNED INTERCEPTED PASSES | 0 | 0 |
| NUMBER OF PUNTS | 10 7 | 10 |
| YARDS PUNTED | 305 305 | 474 |
| AVERAGE YARDS PUNT | 43.6 43.6 | 47.4 |
| YARDS RETURNED PUNTS | 61 | 35 |
| YARDS RETURNED KICKOFFS | 0 | 13 |
| FUMBLES | 3 | 7 |
| FUMBLES LOST | 2 | 2 |
| NUMBER OF PENALTIES | 6 | 7 |
| YARDS PENALIZED | 50 | 100 |

FINAL INDIVIDUAL STATISTICS

MIAMI

FSU

RUNNER

ATT GN LST NET AVG LONG TD

RUNNER

ATT GN LST NET AVG LONG TD

RUSH

11 53 5 48 4.4 17 0

PLATT

10 24 1 23 2.3 6 0

ROAN

13 40 4 36 2.8 15 0

B. WILLIAMS

4 14 0 14 3.5 9 0

HOBBS

8 34 4 30 3.8 15 0

BURNETT

2 3 0 3 1.5 2 0

NEAL

1 5 0 5 5.0 5 0

WHITING

4 7 5 2 .5 7 0

JOINER

1 1 0 1 1.0 1 0

STOCKSTILL

13 12 29 -17 -1.3 9 0

CANEI

1 0 0 0 0.0 0 0

RODRIGUE

1 0 1 -1 -1.0 -1 0

KELLY

6 10 13 -3 -.5 4 1

MIAMI
PASSER

ATT COM VDS LONG TD

FSU
PASSER

ATT COM INT YDS LONG TD

KELLY

22 13 172 0 28 0

STOCKSTILL

30 19 10 182 20 1

RODRIGUE

4 1 10 0 10 0

Total

26 14 182 0 28 0

MIAMI
PASS RECEIVER

CGT YDS LONG TD

FORWARD PASS RECEIVING FSU

PASS RECEIVER

CGT YDS LONG TD

JOINER

2 54 22 0

WILLIAMS

3 27 14 0

BRODSKY

2 38 28 0

WHITING

4 25 10 0

BARATTA

1 19 19 0

BURNETT

1 7 7 0

WALKER

2 34 19 0

PLATT

2 12 9 0

HOBBS

2 11 7 0

CHILDERS

3 25 11 1

RUSH

4 26 11 0

McKINNON

2 31 20 0

JOHNSON

4 55 17 0

14 182 28 0

19 182 20 1

MIAMI
PUNTER

NO YDS PNT AVG

PUNTING

FSU
PUNTER

NO YDS PNT AVG LONG

LABELLE

7 305 43.6

STARK

10 474 47.4 51

MIAMI
PLAYER

NO YDS LONG

PUNT RETURNS FSU

PLAYER FSU

NO YDS LONG

MARION

2 16 11

HENRY

3 35 19

THOMPSON

3 38 10

JEFFERSON

1 12 12

MIAMI
PLAYER

NO YDS LONG

KICKOFF RETURNS FSU

PLAYER FSU

NO YDS LONG

McKINNON

1 13 13

MIAMI
PLAYER

TYPE OF PLAY NO YDS

MISCELLANEOUS PLAYS FSU

PLAYER FSU

TYPE OF PLAY NO YDS

NICOLAS

1 0

BALL CONTROL-MINUTES EACH TEAM HELD BALL

FIRST QUARTER

9:53 5:01

SECOND QUARTER

8:24 6:36

THIRD QUARTER

8:32 6:28

FOURTH QUARTER

6:15 8:45

TOTAL

33:01 26:56
MIAMI FSU

Defensive Statistics

| MIAMI | | | | | FLORIDA STATE | | | | |
|-----------|-------|------|-------|----|---------------|-------|------|-------|---|
| Tack. | Asst. | Tot. | Sacks | | Tack. | Asst. | Tot. | Sacks | |
| Burt | 5 | 2 | 7 | 0 | Picrowski | 12 | 3 | 15 | 0 |
| Nicolas | 6 | 1 | 7 | 0 | Herring | 5 | 5 | 10 | 0 |
| Marion | 3 | 2 | 5 | 0 | Harris, J. | 4 | 4 | 8 | 0 |
| Nelson | 4 | 1 | 5 | 1 | Bonasorte | 7 | 1 | 8 | 0 |
| Daniels | 3 | 2 | 5 | 0 | Scott | 5 | 2 | 7 | 0 |
| Lippett | 4 | 0 | 4 | 0 | Butler | 5 | 1 | 6 | 0 |
| Goedeker | 3 | 0 | 3 | 1 | McLean, S. | 6 | 0 | 6 | 1 |
| Axson | 3 | 0 | 3 | 0 | Macek | 4 | 1 | 5 | 0 |
| Cook | 3 | 0 | 3 | 20 | Gilbert | 2 | 3 | 5 | 0 |
| Williams | 1 | 2 | 3 | 0 | Jones | 3 | 0 | 3 | 0 |
| Flanagan | 2 | 0 | 2 | 0 | Hester | 2 | 0 | 2 | 0 |
| Swain | 1 | 1 | 2 | 0 | Coursey | 0 | 2 | 2 | 0 |
| Jefferson | 1 | 1 | 2 | 0 | Simmons | 1 | 0 | 1 | 0 |
| D. Brown | 1 | 0 | 1 | 0 | Futch, G. | 1 | 0 | 1 | 0 |
| West | 1 | 0 | 1 | 0 | Harris, L. | 1 | 0 | 1 | 0 |
| Chickillo | 0 | 1 | 1 | 0 | Williams, B. | 1 | 0 | 1 | 0 |
| Evans | 0 | 1 | 1 | 0 | | | | | |

7 (Lost) 2

DID NOT PLAY IN THIS GAME

Last Name

No Games Missed

VISITING TEAM TOTALS

| | |
|--|---|
| | V |
|--|---|

50.008

| SCORE BY QUARTERS | 1st | 2nd | 3rd | 4th | Total |
|-------------------|-----|-----|-----|-----|-------|
| MIAMI | 0 | 7 | 3 | 0 | 10 |
| FLORIDA STATE | 0 | 0 | 3 | 6 | 9 |

Time of Game: Kickoff _____ P.M. End of Game _____ P.M. Total Elapsed Time _____ (Including intermission)

Temperature and Weather Conditions _____

SCORING SUMMARY

List all scoring plays in sequence. "Time left" means time remaining in the quarter at the conclusion of the scoring play. Under "play," to save you time, please use only: Rush, Pass, INT, PR, KOR, FUM, FG, or SAF (instead of writing out interception, punt, kickoff and fumble returns, field goal or safety).

On pass play, list passer first, then receiver and combined yardage of pass and

run. All plays are measured from the line of scrimmage except field-goal attempts—from the point of kick to the goal posts (goal line plus 10 yards).

After each touchdown, please continue on the same line and under "FOR EXTRA POINTS ONLY" check (✓) type of PAT (kick, pass or run) and whether good (G) or no good (NG).

| Team | Qtr. | Time Left | Play | Player(s) | Yards | FOR EXTRA POINTS ONLY Player(s) | K | P | R | G | NG |
|-------|------|-----------|------|-------------------|-------|------------------------------------|---|---|---|---|----|
| MIAMI | 2 | 0:41 | RUSH | Kelly | 1 | PAT | | | | | |
| MIAMI | 3 | 7:00 | FG | CHASE | 26 | PAT | | | | | |
| MIAMI | 3 | 2:05 | FG | MILLER | 22 | PAT | | | | | |
| FSU | 4 | 1:39 | PASS | SPACKNELL CHILDRS | 11 | PAT | | ✓ | | | ✓ |
| | | | | | | PAT | | | | | |
| | | | | | | PAT | | | | | |
| | | | | | | PAT | | | | | |
| | | | | | | PAT | | | | | |
| | | | | | | PAT | | | | | |
| | | | | | | PAT | | | | | |
| | | | | | | PAT | | | | | |
| | | | | | | PAT | | | | | |

| NONSCORING LONG PLAYS (70 yards or more) (List all punts 50 yards or more) | | | |
|--|------|-----------|-------|
| Team | Play | Player(s) | Yards |
| | | | |
| | | | |
| | | | |
| | | | |
| MISCELLANEOUS YARDAGE Runbacks of blocked (or missed) field goal attempts. If blocked, indicate with (B) after Yards. | | | |
| Team | | Player(s) | Yards |
| | | | |
| | | | |

| MISSED FIELD GOAL ATTEMPTS | | |
|--|--------|-------|
| List all missed field goal attempts by both teams. Number listed below should agree with total misses on the front of this form under Field Goals. | | |
| Team | Player | Yards |
| MIAMI | MILLER | 47 |
| MIAMI | LR | 45 |
| MIAMI | LR | 35 |
| | | |
| | | |
| | | |
| | | |