



official magazine of
FSU football

TRIBE

FILE COPY — DO NOT REMOVE



Florida State

VS.

Miami

*Thirty Years of
Football Rivalry
1951-1981*

November 7, 1981 / \$1.50

Tribe Tonight

by Mark Carlson, Sports Information Director



So, you figured Oktoberfest was important.

Forget about what has happened in the last eight games for your 6-2 Seminoles.

This afternoon's game with Miami (5-2) is just as important as those five trips the Tribe made during the famed Oktoberfest.

This date with Miami shapes up as the most important of the year for head coach Bobby Bowden and his Seminoles.

This date with Miami shapes up as the most important of the year for head coach Bobby Bowden and his Seminoles. It's a Top 20—Miami is 13 and Florida State 14 in this week's Associated Press poll—matchup with national significance. The winner will have an opportunity to move higher in the polls while the loser will probably drop out.

The outcome is also important in shaping the post-season bowl picture. The winner will have an outside chance to play in a major bowl while the loser will have no chance at a New Year's Day appointment.

"We have not played a more important game this season," said Bowden.

Evidently more folks than just Bowden, who last week secured his 50th victory at FSU, realize the importance of this intrastate struggle. ABC-TV will be showing the game to a regional audience that should cover most of the south.

The performance in front of the ABC cameras will be the first of the fall for Seminoles, who had six appearances during the 1979 and 1980 seasons. This will be the second straight week Miami has performed before the cameras. The Hurricanes

were viewed across the nation last week when they stopped Penn State, the nation's top-ranked team at the time, 17-14.

Don't however, think that result can be termed a "major" upset. In fact, the Hurricanes fully deserve their lofty national ranking.

"Miami could just as easily be ranked No. 1 this week as Pitt, except for two plays," Bowden said. "In both of the Hurricanes losses the potential winning touchdown for Miami was called back because of a penalty. A 7-0 record would put these Hurricanes right at the top because they are that good."

Bowden has grown extremely leary of the down-state contingent. Since coming here in 1976, the Tribe mentor, who will celebrate his 53rd birthday tomorrow, has only won two of five meetings against the Hurricanes. Miami and Oklahoma are the only two schools in the last 66 games that have managed a winning record against the Garnet and Gold.

Miami's credentials are better than any team that has appeared in Doak Campbell Stadium since the visit by third-ranked Pittsburgh last season.

"The two toughest things about Miami are its defense and quarterback Jim Kelly," Bowden said. "The defense is absolutely outstanding. Any team that can limit Penn State, one of the nation's finest running teams, to just 69 yards is doing a lot of things right."

"Kelly is a tremendous quarterback. He's a lot like Dan Marino of Pittsburgh because he has the ability to dissect the opposition defense at the life of scrimmage and then attack that defense at its weakest point with an audible."

History doesn't favor the Seminoles in this struggle. Not only does Bowden have negative figures in his missions against Miami, but the Tribe doesn't even enjoy the home field

advantage in this series that dates back to 1951 when Miami won a 35-13 decision.

Incredibly, FSU has just one win in games played here in Tallahassee. Miami has returned to its home base with five wins in the previous six games played here.

Remember, too, that momentum favors the visitors. They took that impressive 10-9 victory in the Orange Bowl last September 27, that was the only blemish on the Seminole regular season report card.

That game probably ranks as one of the most thrilling in the previous 24. Everyone now knows how the Seminoles rallied from a 10-3 deficit late in the game to within one point and then saw the potential winning two-point conversion pass batted down at the line of scrimmage.

"Except for the last drive our offense was totally frustrated," Bowden recalls. "We can't afford another offensive performance like that this week or Miami will have an easy victory."

"We can't allow Miami to get the easy score," Bowden said. "If that happens they could run us right out of the stadium."

Miami and most observers feel FSU points today will be tough to tally. It will put the burden on the Seminole defense that is yielding an average of 20.8 points per game in the first eight outings.

The big play has been the downfall of the FSU defense.

"We can't allow Miami to get the easy score," Bowden said. "If that happens they could run us right out of the stadium. No, this one will need to stay close because I don't expect us to be scoring at will in this game."

The FSU/Miami Series

by Lisa Morton, Assistant Sports Information Director


Over the 30 years since the Hurricanes and Seminoles first met in 1951, the two schools have played 24 football games. Miami has won 13 of those contests and Florida State has won 11, and only one in Doak Campbell Stadium. There have been many close finishes and many performances worthy of mention. We take a look at some of the more memorable moments in the series.

First Victory for Florida State

1958, Florida State 17, Miami 6 ...before 31,980 in the Orange Bowl, Florida State won its first game against the Hurricanes after five losses despite statistics domination by the home team (the 'Canes had 389 yards in total offense to FSU's 176). Florida State took an early lead on a 42-yard interception return by Joe Majors. After a Miami score, Vic Prinzi (yes, it's the same Vic Prinzi who serves as the color commentator on the Seminole TV package) connected on a 8-yard pass to Fred Pickard. Johnny Sheppard added a field goal from 32 yards out to pad the FSU lead.

First Victory for Florida State in Doak Campbell Stadium

1979, Florida State 40, Miami 23 ...Florida State grabbed its third victory of the season and its first over its down-state rival in Tallahassee. FSU trailed after a quarter, 7-3, but the Tribe put 16 points on the board in the second period and another 14 in the third. FSU, praised throughout most of the preseason for its pass offense, picked up 205 yards on the ground with Mark Lyle's 85 leading the way. Florida State went on to finish the season with a perfect 11-0 slate.



Burt

Most Exciting Finishes

We have two that are worthy of mention in that they both ended with two point conversion tries.

1959, Miami 7, Florida State 6...Miami led in the final quarter of this one, 7-0, before Fred Pickard scored from eight yards out, capping a 52-yard drive. Behind 7-6 with 2:52 left, Coach Peterson opted to go for the win instead of kicking the extra point to tie. Campbell Stadium's 18,600 fans shouted "go for it" and Pickard, 165 pounds, ran wide and met

225 pound guard Jim Crawford and was stopped six inches short of the goal line.

1980, Miami 10, Florida State 9...Florida State's 18-game regular season win streak came to a halt in the Orange Bowl with the Hurricanes holding off a late Seminole rally to win 10-9. Miami had a 7-0 intermission lead and after both teams exchanged third quarter field goals, FSU made a valiant comeback in the fourth period. Quarterback Rick Stockstill drove the Tribe 55 yards in 11 plays and ended it with an 11-yard scoring loss to tight end Sam Childers with 0:39 remaining. At that point, head coach Bobby Bowden elected to go for the win. The play was to be a pass from Stockstill to wide receiver Phil Williams across the middle but it hit Miami nose-guard Jim Burt's helmet and fell to the ground.


Best Florida State

Come-From-Behind Victory

1969, Florida State 16, Miami 14 ...although FSU led at halftime in this game (13-7), Miami scored in the fourth quarter on a David Teal to Lee Strawbridge pass and the 'Canes had themselves a 14-13 lead. With less than nine minutes remaining in the game, the Seminoles started from their own 10-yard line. Seventeen plays later they had a fourth and 12 at Miami's 17. Bill Peterson motioned Grant Guthrie onto the field with 1:55 left and Guthrie responded with a 31-yard field goal to win it. Guthrie was responsible for 10 Tribe points on the night (3 FG's and a PAT) and one of his field goals went 53-yards, still an FSU record.



Guthrie



Dennis

Best Miami


Come-From-Behind Victory

1975, Miami 24, Florida State 22... Florida State trailed 21-6 going into the fourth quarter but came back with 16 straight points. Rudy Thomas scored on a two yard run and FSU added a two point conversion to make it 21-14. On the Seminole's next possession, Larry Key went 31 yards for the touchdown. Coach Darrell Mudra elected to go for the win with another two point conversion


and a Clyde Walker to Mike Shumann pass clicked to give FSU the 22-21 lead. But Miami was not done. Chris Dennis kicked a 29-yard field goal with 0:13 left to win this contest.

Biggest Upset

1963, Florida State 24, Miami 0... on this September afternoon, the crowd had gathered to see Miami's All-American quarterback George Mira destroy the Seminoles. What they got was a dose of Florida State quarterback Steve Tensi who led his team to an upset victory over



Mira



Tensi

heavily favored Miami. The 6-5 Tensi hit wide receiver Fred Biletznikoff with passes of 23 and 17 yards for touchdowns as FSU grabbed a 14-0 halftime lead. After a 22-yard field goal by Doug Messer in the third period, the flashy Biletznikoff dealt Mira his most embarrassing blow of the night by picking off one of his passes and returning it 99 yards.

Longest Winning Streak

1963-1972, seven games, all won by Florida State in the Orange Bowl ...when Florida State upset Miami in 1963 with a 24-0 shutout, it marked the first of seven times the Seminoles would travel to the Orange Bowl and come away with a win. FSU shut out Miami again in 1964 (14-0), won a two point decision in 1969 (16-14) and three point decisions in 1966 (23-20) and 1971 (20-17). The other scores were 27-3 in 1970 and 17-14 in 1972.

The Biggest Blowout

1976, Miami 46, Florida State 0... Miami scored on nine of its first 10 possessions and it was never a contest as the Seminoles lost their second game in as many starts under first year coach Bobby Bowden. Three fumble recoveries and two interceptions helped Miami roll up 17 points in the first 15 minutes of play. The Hurricanes used every player on the roster, including 11 running-backs, three quarterbacks and six receivers.


(continued on page 85)

FSU-Miami Series

continued from page 5

Best Example of Fumbling Away a Game

1962, Miami 7, Florida State 6...the unbeaten (3-0) and unscored upon Seminoles invaded Miami's Orange Bowl in hopes of upsetting the ninth-ranked Hurricanes. But the Seminoles fumbled six times in Miami territory, including second half fumbles on the Miami 19, 15 and 10 yard lines. The last fumble came with a minute to play on what could have been the winning drive for the Seminoles. It was recovered by UM's Jim O'Mahoney, who had three recoveries on the night. Florida State outrushed the home team 144-104 and outpassed it 178 to 122.



Wetherell

The Most Unusual Play

1966, Florida State 23, Miami 20... with Miami holding a 13-7 lead and kicking off, the Tribe's Bill Moremen took the boot at his six yard line and ran it to the 17 where he threw a cross-field lateral to T. K. Wetherell. The Daytona Beach speedster was credited with an 83-yard touchdown run when he crossed the goal line. The Seminoles went on to upset Miami.

Florida State Records from the Series that Still Stand

1963, Florida State 24, Miami 3... Fred Biletnikoff, playing both offense and defense, picked off a George Mira pass and returned it 99 yards for a touchdown.

1969, Florida State 16, Miami 14... Grant Guthrie connected on a 53-yard field goal in the second stanza of the game, the longest three-pointer in the Seminoles' 35-year history.

Best Regionally Televised Contest

1971, Florida State 20, Miami 17... the Orange Bowl was the setting for this brilliant come-from-behind victory effort by Florida State in a regionally televised contest. The Seminoles struck first when Eddie McMillan gathcred in the Miami kickoff at the 10 and went 90 yards for the early lead. Miami came back with Chuck Foreman tying it up on a five yard run. Foreman added a seven yard run and a field goal as time ran out

gave the southern team a 17-7 halftime advantage. Frank Fontes put three on the board for FSU in the third quarter and Gary Huff flipped a five yard pass to Rhett Dawson early in the fourth frame to knot the score. With less than five minutes remaining, Fontes put FSU on top with a 25-yard field goal. Miami threatened twice in the waning moments but could not get into the end zone.

Best Performances by a Florida State Player

You pick 'em in order:


1963, Florida State 24, Miami 0...in the all-time biggest upset over Miami, Fred Biletnikoff was spectacular. He scored on touchdown passes of 17 and 23 yards from Steve Tensi and then, playing defensive back, intercepted a George Mira pass and returned it 99 yards, a record that still stands.

1964, Florida State 14, Miami 0... Fred Biletnikoff put together another great game for the Seminoles, helping to shut out the 'Canes for the second straight year. In this contest, he caught nine passes for 165 yards, breaking a 10-year old school record. He topped that mark several times during the season and won All-America honors.

1966, Florida State 23, Miami 20... the Seminoles were down 7-0 before sophomore quarterback Gary Pajcic came off the bench in the second quarter to spark Florida State in another upset of the Hurricanes. Before the period had ended, Pajcic had helped put 17 points on the board for FSU. For the evening, he connected on 10 of 18 passes for 146 yards and two touchdowns. His tosses included a 27-yarder to flanker Ron Sellers and a 28-yard pass to Thurston Taylor.

1972, Florida State 37, Miami 14... Gary Huff helped lead the Tribe to its

seventh straight win over the Hurricanes. After UM jumped into the lead, Huff threw for 129 yards, completing 22 of 34 passes to lead FSU to win. He was named Back of the Week by *Sports Illustrated* and was featured the next week in the magazine.




Huff

Best Performances by a Miami Player

1957, Miami, 40, Florida State 13... Quarterback Frank Curci brought his team back from a 7-6 halftime deficit to wipe out the Seminoles in the late going. Curci was 6-12 in passing for 83 yards and two touchdowns but figuring bigger were his 65 yards rushing.

1962, Miami 7, Florida State 6... while the offense couldn't must much yardage, Miami defenseman Jim O'Mahoney recovered three Florida State fumbles for the 'Canes defense and kept the Seminoles from winning their second game ever over the Southern squad.



Biletnikoff

Childers and Williams Big for Seminoles

By Dan Pearson, Sports Information Assistant

Both players look like they are playing out of position. One is regarded as too small to be on the line. The other is too slow to play wide receiver. But despite the obvious physical drawbacks of these two players, one thing is for certain—when the Seminoles need a critical first down or need to make up a lot of yards in a short period of time, Florida State quarterback Rick Stockstill will look for either tight end Sam Childers or wide receiver Phil Williams on a passing situation.

Recruited out of Tallahassee Leon High School, Childers was regarded as a tight end with good hands but an obvious lack of size. It's a severe disadvantage when you weigh only 195 and are asked to block a defensive player who will often go 240 or more.

Despite his size disadvantage, Childers was not one to give up. Through determination and hard work, he worked his way into the FSU starting lineup despite surgery for bone chips and a host of other physical problems.


Sharing time with Zeke Mowatt, Childers was the third leading receiver for the Seminoles in 1980. He caught 20 passes for 236 yards and a pair of touchdowns, including one in the Tribe's 36-22 upset of Pittsburgh.

Childers was the third leading receiver for the Seminoles in 1980. His totals rank fourth in catches and fifth in receiving yards on the squad.

For the second consecutive year, Childers finds himself sharing time with Mowatt at tight end. Despite his part-time status, Childers continues to be productive in the receiving department.

Through the Western Carolina game this year, Childers has caught 14 passes for 137 yards and a pair of scores. His totals rank fourth in catches and fifth in receiving yards on the squad.

Despite his productivity, the senior



Childers


has no complaints about not being used more. "Naturally you try to work as hard as possible to secure a starting spot," Childers says. "The coaches believe that Zeke's the better blocker (Mowatt is 6-4, 235) and I'm the better pass receiver and they use us accordingly. As long as I can continue to contribute to the team I don't really care how I'm used."

Phil Williams is another story. At 5-10 and 170, the Warner Robins, Ga. native was not even recruited out of high school. When he enrolled at Florida State in 1978, Williams went to the FSU coaching staff and asked for a chance to play football.

After a less than stunning freshman year, Williams came back to share starting assignments in both his sophomore and junior years. During those two seasons, he caught 28 passes for a total of 406 yards and a pair of touchdowns.

After his sophomore year, he earned first team Academic All-American honors for excellence on the field and in the classroom.

But his senior year has been something else. Despite being "too slow" and smaller than most of the defensive backs he has played against, Williams is having a banner season in 1981. Through eight games, he has



Williams

Averaging over 19 yards per reception, Williams has turned into the Seminoles big play man in 1981.

pulled down 19 aerials for 372 yards, the highest total on the squad.

Averaging over 19 yards per reception, Williams has turned into the Seminoles big play man in 1981. Against LSU, he pulled in a touchdown that put the game away for the Seminoles after LSU had rallied to within 10 points.

"Phil is the type of player you love to coach," FSU receiver coach John Eason says. "He isn't blessed with great size or speed, but he makes use of the tools he does have, namely a great set of hands and intelligence."

"Phil will often come in at night on his own time and re-examine film of our opponents just to see if he can pick up any of the defensive backs' tendencies. He'll watch the films over and over again just hoping to find something that will help him in a game. If you could have a whole

continued on page 89

Childers and Williams

continued from page 7

team that shared Phil Williams' desire and dedication, it would be a joy to coach," Eason concludes.

Both players have something in common, other than both being receivers. When FSU needs the first down on a passing situation, the ball will probably be thrown to either Childers or Williams.



And for good reason. In the first eight games, whenever the Seminoles have been in a third and long or fourth and long situations, FSU quarterbacks have gone to either Williams or Childers fifty percent of the time.

In 24 passes to the two players in the above situations, 14 were completed for 13 first downs and three touchdowns. In addition, three passes to the two receivers (two intended for Childers) have resulted in pass interference calls and first downs.

When you consider that the Seminoles have converted only 36 percent of all third down situations, Childers and Williams dependability becomes even more apparent and appreciated.

"I like throwing to both of them for the same reason," Stockstill said. "You know that both are going to run a good pattern and be where they are supposed to be. If you get the ball there, it will be caught."

Although they are too small and too slow, Childers and Williams get the job done.



Basketball Tipoff Ready For Young Team

by Glenn Greenspan, Assistant Sports Information Director

A new 12,500 seat arena, a difficult schedule and one of the youngest teams ever in Florida State history highlight the beginning of the 1981-82 version of the Florida State basketball team.

The Tribe began workouts October 15 with 11 freshmen or sophomores among the 15 players. Head coach Joe Williams has signed four freshmen and two junior college standouts to add to the existing nine man FSU roster.

"We're enthused about our youth," Williams said. "We'll be spending time on fundamentals. We want the players to do things the way we want them to be done. They are going to be indoctrinated into our system at Florida State."

The Seminoles, 17-12 last year, will begin the new campaign November 29, against Florida A & M at the Tallahassee Leon County Civic Center.

Among the returnees for FSU is converted guard James Bozeman. A forward last season, Bozeman (6-5, 200) averaged 10.2 points and 3.8 rebounds, third on the team in both categories. This year the Tallahassee native will play the second guard position. Also back for FSU are center Oren Gilmore, forward Pernel Tookes and guard Ed Young. Gilmore (6-9, 190) returns to the team for his sophomore season, while Tookes (6-6, 185) returns for his senior year and Young (6-3, 175) his junior. Both Gilmore and Tookes are possible starters.

In the off season, the Tribe signed several of the top players in Florida and Tennessee. Locally, Williams signed Marianna's David Speights and Maurice Myrick. Speights (6-6, 205) averaged 18.4 points and 11.5 rebounds his senior season and was named to the All Big Bend team in 1980-81. His floormate Myrick (6-5, 175) tallied 13.0 points and seven rebounds and was Marianna's team captain in 1981. Joining the freshmen recruits are Kissimmee's Raphael Phillip and Kingsport Tennessee's Boone Crawford. Phillip (6-8, 220) played for Osceola High School where he averaged 20.0 and 17.0 rebounds his junior year before a vertebra injury limited his playing

time to 11 games his senior year. Crawford (6-1, 165) joins the team after leading Sullivan North High School to a 27-6 record and averaging 14.0 per game. At Sullivan he earned all-state, all-district, all-conference and all-regional honors.

From the junior college ranks, the Seminoles signed guards Tony William from Illinois and Ronnie Watson from Cocoa, Fla. William (6-1, 175) was the top junior college guard in Illinois last season, averaging 18.0 points and 8.5 assists and was the only freshman named to Illinois' all-state team. A former player under FSU assistant coach Steve Williams at Pensacola Washington High School, Watson (6-0, 160) helped guide Brevard Junior College to the runner-up slot at the Florida junior college tournament, averaging 11.0 points and 7.6 assists his freshman year.

Florida State also gains the eligibility of transfer players. Wearing the Garnet and Gold this winter will be Mitchell Wiggins, Michael Johnson, Scott Wilkes and Bobby Miles. Wiggins (6-4, 185) is a junior and is expected to start at wing. He is a former junior college All-American leading his team in scoring, rebounds and steals. Johnson (6-5, 180) will also have a chance at a starting


berth. He, too, played under Steve Williams and led Washington High School to the AAAA Florida crown.

Wilkes (6-5, 175), who can play point or second guard, also gained eligibility this year. Miles (6-8, 225) returns to his hometown where he led Maclay High School to the Florida A crown three consecutive years. The team also features walk-on freshman Cedric Andrew.

If FSU hit the hardtop today it would line up William, Watson, Crawford, Young, Wilkes and Andrew at the point guard; Bozeman, Myrick and Wilkes at the second guard; Wiggins, Myrick and Johnson at the wing; Speights, Tookes, Miles and Johnson at the high post and Gilmore, Phillip and Miles at the low post.

"In the pre-season we had tremendous effort," Joe Williams said. "Everyone has done well on the weights, sprints and distance running. Our players and coaches are all excited to get going."

This will mark the first time in 26 years the team will not open at Tully Gym. The team will play its 13 home games at the 12,500 seat Civic Center. Home dates include Georgia, Florida, Jacksonville, South Carolina and a complete Metro Conference schedule.



Spotlight on FSU Sports Stars

by Dan Pearson, Sports Information Assistant

Barb Mellen—Volleyball

Athlete goes to college, becomes a star and then loses position to younger player during junior year. The story may be common in college athletics but there is nothing common about FSU volleyball senior Barb Mellen.

A 5-6 setter from New York City, Mellen transferred to Florida State from West Chester Community College in 1979 and immediately entered the starting lineup. During that season, Mellen led the squad with 492 assists.

But entering her junior season, Mellen lost her starting position to another gifted player, Marie Sanders.

Although she played in 34 of the teams 58 matches and recorded 113 assists on the season (second highest on team), Mellen found herself in a position she was not used to -- that of sitting on the bench.

The 1981 season looked like another frustrating season for Mellen. Sanders had clearly established herself as the team's number one setter at the end of 1980 and was expected to hold that position.

But a series of misfortunes for Sanders, including a bout with mononucleosis, put Mellen back into the FSU starting lineup early in the season. Mellen made the most of her chances and has been the spark plug of the 1981 Lady Seminoles.

Through accurate passing and pinpoint sets, Mellen has paced the Lady Seminoles to a 33-5 record. She again is

leading the team in assists.

Playing from FSU's 5-1 offense, which utilizes only one setter, Mellen is now regarded as the team's primary setter. In the two tournaments in which FSU has played this year and an all-tournament team was selected, Mellen made both teams. "Barb is what I like to call my triple threat weapon because she keeps the defense unsure," FSU head coach Cecile Reynaud says. "When Barb has the ball close to the net she can either set the ball, dump it over the net or spike it. She is also left-handed which really throws the defense off. When you have a player who can do all three, it's a big advantage."

With Sanders now healthy, Reynaud again is faced with the problem of two good players for one position. It's a problem she is not overly concerned with. "We can do a number of things, including going to a two setter offense (5-2 offense)," Reynaud says. "Both players are good and will see a lot of playing time. I'm just real glad that Barb is having such an outstanding senior year."



Mellen

Herb Wills—Cross Country

It takes a special kind of person to be a successful cross country runner. A person must be dedicated, ambitious and willing to work hard to achieve a high level of performance that often goes unnoticed by the media and sports fans. Herb Wills, a senior from Tallahassee, is one that has been willing to go through those sacrifices.

Wills, who along with fellow senior Larry Greene give the Seminoles a powerful one-two attack, spent the 1980 cross country season running a step behind Greene.

In most races last season, including the prestigious Metro Conference Championships, the two generally finished one-two for the Seminoles -- with Greene taking first in all but one race.

A knee injury to Greene early this season has forced Wills to assume the leadership role on the team -- a job he performed with style. Through three meets, Wills has won all three races, including victories in the Seminole

Invitational, the Florida Invitational and a victory in a dual meet with Notre Dame that led the Seminoles to a clean sweep of the Fighting Irish.


Wills is the runner that cross country coach John Brogle credits most with the Seminoles 8-0 record. "Without a doubt, Herb has been our most

consistent runner this season," Brogle says. "He is having an outstanding season and I hope he can carry it right through to nationals."

Cross Country is not the only sport Wills excels in. He is an outstanding marathon runner and was a 1979 and 1980 NCAA All-American in track at the 10,000-meter distance. He finished fourth in that event in 1980 and 11th last year. Wills is also an accomplished miler and 1500-meter runner.


"Herb's versatility is really a big plus for us, especially in track," Brogle, who also serves as the assistant track coach, says. "He is able to score points in several different events."

While Florida State battles Miami today in football, Herb Wills and his teammates will be in New Orleans trying to win the Metro Conference Championship in cross country. You may not hear if Wills wins or not, but one thing is important. He will be there giving 100 percent.



Wills

Seminole Stars



Harvey Clayton
Junior/Florida City, Fla.
Cornerback

Very quietly, Harvey Clayton has become Florida State's big play man in the defensive secondary.



A year ago, he was being groomed as Bobby Butler's replacement. When Butler became a first round pick of the Atlanta Falcons, Clayton was ready to fill his big shoes.

He's responded with big plays for the Seminoles. Not only is Clayton the team's leader in interceptions (5), but he's broken up a team-high nine passes and recovered a fumble. His tackle totals show 29 stops and six assists.

"Harvey has been our big play man all year," says defensive secondary coach Jack Stanton. "When the going gets rough, it always seems that he comes up with the big play--whether it's a pass interception, a fumble recovery or a broken up pass. Our secondary is young and will make some mistakes but I'm glad we have Harvey back there."

Clayton, who runs a 4.4 40 yard dash, intercepted a pass in the Memphis State game but was shut out for two weeks at Nebraska and Ohio State. Since then, the 5-10, 170 pound junior has a string of interceptions going, with one in each of the last four games.

Perhaps his biggest theft was against Notre Dame. With the Irish on their own 20-yard line with a minute left and six points down, quarterback Tim Koegel fired a pass downfield intended for Tim Tripp. Clayton was there to pick it off and preserve Florida State's greatest victory yet.



Greg Allen
Freshman/Milton, Fla.
Tailback

By now, everyone in the stadium should know about Greg Allen. Not only has the 18-year old run for back-to-back games of 202 and 322 yards, but he established three NCAA records along the way.


The 322 yards vs. Western Carolina were the most for a freshman, breaking the old record of 286 set by North Carolina's Amos Lawrence vs. Virginia on Nov. 12, 1977. Add Allen's 95 yard kickoff return and his all-purpose yardage of 417 yards is another record, surpassing Michigan State's Eric Allen who had 397 vs. Purdue on Oct. 30, 1971. That all-purpose total will also be put in the NCAA books as a freshman record.

Of course, all of Allen's records become FSU records and his total carries (32) tied Larry Key's existing record that has stood since the Oklahoma State game in 1977.

Another Allen, Marcus of Southern California, had the high running game in the nation this year when he exploded for 289 yards vs. Washington State last week. But two hours later, FSU's Greg also grabbed that distinction.

Allen was honored by Associated Press as its Southeastern Back of the Week following his record performance.

This week, as FSU prepares to meet its down-state rival with the tough defense, Greg Allen may prove very valuable to the Seminoles.





FLORIDA STATE UNIVERSITY

SPORTS INFORMATION

113 WILDWOOD • TALLAHASSEE FL 32306 • 904-644-4038

MARK CARLSON, DIRECTOR
904/575-7637 - home
GLENN GREENSPAN, ASSISTANT
LISA MORTON, ASSISTANT

November 1, 1981

WRITTEN FOR USE AS DESIRED

SEVEN'S HEAVEN--Florida State (6-2) bids for its seventh win of the season when it entertains Miami of Florida (5-2) in a southern independent matchup Saturday.

SITE--Doak Campbell Stadium (51,094), Tallahassee, Fla.

KICKOFF--7:00 p.m. EST

ATTENDANCE--It's a sellout. The game was the earliest sellout in FSU history for a non-Florida contest. FSU officials announced the sellout October 7, one month prior to kickoff.

TV--Southern Video of Tampa, which owns the cable rights to FSU games this fall, will tape the contest for rebroadcast Sunday over a state-wide network. Bob Murphy, voice of the New York Mets, is the play-by-play announcer while former Seminole quarterback Vic Prinzi provides analysis.

WPLG-TV of Miami will send the game live into the south Florida area. Station sports director Chuck Dowdle will call the action and be assisted by former Miami Dolphin great Tim Foley.

RADIO--Gene Deckerhoff calls the play-by-play for the 68-station Seminole sports network, the largest in FSU history. Former FSU head coach Bill Peterson is the analyst. WGLF-FM, Tallahassee, is the flagship station.

WNWS of Miami is the flagship station for the Hurricane network. Jay Solomon handles play-by-play with Billy Proulx as analyst.

1981 SCHEDULE--FSU (6-2)

MIAMI (5-2)

17 LOUISVILLE	0	21 FLORIDA	20
10 MEMPHIS STATE	5	12 HOUSTON	7
14 @ Nebraska	34	7 @ Texas	14
36 @ Ohio State	27	43 VANDERBILT	16
19 @ Notre Dame	13	10 @ Mississippi State	14
14 @ Pittsburgh	42	31 @ East Carolina	6
38 @ Louisiana State	14	17 PENN STATE	14
56 WESTERN CAROLINA	31	Nov. 7--@ Florida State	
Nov. 7--MIAMI (Fla.) (N)		14--VIRGINIA TECH	
14--SO. MISSISSIPPI (N)		21--@ North Carolina State	
28--@ Florida		28--NOTRE DAME	

LAST WEEK--Florida State, playing at home for the first time in 49 days, used a record-breaking performance by Greg Allen in rolling past Western Carolina, 56-31. Allen, a freshman from Milton, Fla., rushed for 322 yards in 32 carries, the most ever by a freshman. He also returned a kickoff for 95 yards and a TD to total 417 all-purpose yards and set a new NCAA record in that category. The Seminoles weren't able to put the spunky Catamounts away until the fourth quarter when the Tribe came up with 28 points. The Seminoles, who set a new school record for rushing yards (479) and missed by three setting a new school total offense record with their 623, also saw fullback Michael Whiting cross the 100-yard rushing barrier. He picked up 106 in 16 carries.

Unranked Miami pulled off one of the season's major upsets, dumping top-ranked Penn State, 17-14 at the Orange Bowl. The Hurricanes jumped out to a 17-0 lead and then held off a fourth quarter rush by the Nittany Lions, who entered the game rated first in both wire service polls with a perfect 6-0 record. The Nittany Lions, who were ranked third in rushing offense prior to the game, managed just 69 yards along the ground against the Hurricanes, but did pick up 353 yards in the air.

FLORIDA STATE vs. MIAMI
Page Two (2)

THE SERIES--Miami and Florida State will be meeting for the 24th time. The Hurricanes currently enjoy a 13-11 series advantage after winning four of the last six.

LAST YEAR--Florida State saw an 18-game regular season win streak end at the Orange Bowl last September 27, when the Hurricanes stole a 10-9 victory, thanks to some splendid defense. Miami was the leader from the start. The Hurricanes scored with 44 seconds remaining in the half to take a 7-0 lead at intermission. A one-yard sneak by QB Jim Kelly gave the Hurricanes the TD and Dan Miller booted the PAT. The score came after a 76-yard, six play drive that included a 49-yard pass interference penalty against the Tribe. The teams traded field goals in the third quarter and FSU made the finish interesting late in the fourth. Under the direction of QB Rick Stockstill, the Tribe drove 55 yards in 11 plays. An 11-yard scoring toss from Stockstill to Sam Childers brought the Seminoles within one point of the lead, 10-9. At that point, Coach Bobby Bowden elected to go for the win rather than the tie. The play was to be a pass from Stockstill to wide receiver Phil Williams across the middle, but it was broken up by Miami noseguard Jim Burt to preserve the Hurricane victory. Stockstill had been brilliant in the scoring drive, completing seven of eight passes.

THE COACHES--Bobby Bowden (Samford '52) secured his 50th coaching victory at FSU in last Saturday's win over Western Carolina. Bowden came on the Seminole scene in 1976 and now has an overall mark here of 50-16 which gives him a 16-year record of 123-48 at the major college level. His previous stops were at Samford (1959-62), where he was 31-6, and West Virginia (1970-75), where the Mountaineers went 42-26. Bowden has taken the Seminoles to three bowl appearances in his first five seasons. The Tangerine Bowl came first in 1977 followed by the Orange Bowls of 1980 and 1981. Last season the Seminoles advanced to second in both wire service polls at the conclusion of the regular season and finished fifth after the bowls. FSU is 31-5 in its last 36 games with Bowden. He has twice won National Coach of the Year honors--1979 ABC-TV/Chevrolet and 1980 Bobby Dodd. In two of his five years, he was the Associated Press Southern Independent Coach of the Year. Prior to the start of the current season, Bowden ranked sixth among active coaches with a minimum 10 years as a Division I-A coach for winning percentage. The total victories was ninth among active coaches in Division I-A.

Howard Schnellenberger (Kentucky '56) is guiding the Hurricanes for the third season. Miami's 5-2 mark this fall lifts his Hurricane record to 19-11. He is already fourth on the Miami all-time coaching list for victories. Last season the Hurricanes finished 8-3 in the regular season and scored a 20-10 Peach Bowl victory over Virginia Tech. The 'Canes finished the year ranked 18th by the wires.

BB VS. MIAMI--Over the years, Seminole mentor Bobby Bowden has a 3-4 record in games where he has been a head coach opposite Miami. That total includes a 1-1 mark while at West Virginia and 2-3 work sheet at FSU. He lost his first two Miami games as head coach at FSU before winning two straight. The win streak ended with last year's 10-9 loss at the Orange Bowl. In 1973, Bowden's West Virginia team won a 20-14 verdict over Miami at the Orange Bowl. The following year Miami won 21-20 at Morgantown to spoil the WVU Homecoming.

MORE ABOUT BB, MIAMI--Since Bobby Bowden arrived at FSU in '76, only two teams have scored more than two victories against FSU. One is Miami which has a 3-2 edge on Bowden and the other is Oklahoma which carries a 3-0 advantage.

CLOSE GAMES COMMON--Close games are common in the Florida State vs. Miami series. Eight of the previous 24 games have been decided by four points or less. In 1959 and '62, Miami won by margins of 7-6. The 'Canes took a 14-10 verdict in 1973, 24-22 in 1975 and 10-9 last fall. FSU had close cushions when it won in 1966 (23-20), 1969 (16-14) and 1971 (20-17).

BIG WINS, TOO--Each team has also had its share of large victory margins. FSU has won twice with a 24-point difference--1963 (24-0) and 1970 (27-3)--and had a 23-point advantage in 1972 when the final count was 37-14. The widest margin of victory for Miami was 47-0 in 1976. The Hurricanes also won 34-0 in 1955 and had 27-point wins in 1953 (27-0) and 1957 (40-13).

NO HOME FIELD ADVANTAGE--Florida State has not enjoyed the home field advantage in this series. The teams have played six times in Tallahassee and only in the Hurricanes' last visit did FSU manage a win--1979, 40-23.

HOME STREAK IN TROUBLE--Florida State's lengthy win streak in Doak Campbell Stadium will be in jeopardy this week considering the Hurricanes' success in Tallahassee. The Seminoles have now won 19 straight at home since losing a 27-21 verdict to Houston on September 30, 1978. Miami has been the victim once in the streak, 40-23 in 1979.

MORE DOAK DATA--Here are a couple more Doak Campbell Stadium facts.

- (1) The Seminoles have a 27-4 record in Doak Campbell Stadium since the Bobby Bowden 1976 takeover. Two of the losses came in the first year: 33-26 to Florida and 15-12 to Clemson. Miami won 23-17 in 1977 and Houston has its 27-21 1978 win.
- (2) Dating back to the final two games of the '76 campaign, FSU has won 25 of its last 27 home engagements and 19 of the last 20.

POSITIVE FSU STATISTICS--Starting with the 1978 season, to coin a current phrase that seems to be "hot", the Seminoles have been on a "roll." The Tribe has won 35 of 43 games for a .813 winning percentage. And, if you eliminate the two Orange Bowl losses to Oklahoma the total board reads 35 wins in 41 games, winning percentage of .853.

ABOUT GREG ALLEN PERFORMANCE--Seminole freshman Greg Allen of Milton, Fla., put his name in the NCAA and FSU record books last week with the 322-yard rushing performance vs. Western Carolina.

- (1) Allen's yards were the most ever gained by a freshman, erasing the old mark of 286 set by North Carolina's Amos Lawrence vs. Virginia on Nov. 12, 1977. Lawrence carried the ball 35 times compared to Allen's 32.
- (2) Allen also returned a kickoff 95 yards for 417 yards all-purpose running which is also a new NCAA mark. The old standard was 397 by Michigan State's Eric Allen vs. Purdue on October 30, 1971, when he rushed for 350 and passed for another 47.
- (3) The NCAA will now create a record for most all-purpose yards by a freshman and Greg Allen will be listed. The record had not previously been kept.
- (4) Allen established a new FSU rushing record, erasing the old mark of 202 set only seven days earlier at LSU on 31 carries.
- (5) He tied the Larry Key single game record for rushes (32). Key had set the mark at Oklahoma State in 1977.
- (6) Naturally, his FSU records will also now be declared records for a freshman at the school.
- (7) The rushing yards were the most gained by any back in the NCAA this year. Marcus Allen of USC ran for 289 vs. Washington State early Saturday before the Greg Allen performance a couple of hours later.

FSU TEAM RECORDS TUMBLE, TOO--Also falling by the wayside Saturday were several team (or two-team) FSU records.

- (1) Most yards rushing--479, breaks mark of 383 vs. Abilene Christian, October 19, 1957.
- (2) Two team total offense (1060, FSU 623 and Western Carolina 437) erases the old standard of 1023 by FSU and Mississippi State on October 14, 1978.
- (3) Most points by two teams (FSU 56, Western Carolina 31) to better the old mark of 83 involving FSU (66) and Memphis State (17) on Nov. 17, 1979.
- (4) Most touchdowns by two teams (11) to break the old record of nine established by FSU and East Carolina last season (Sept. 20).

LOOKING FOR AN OMEN?--Are you looking for a way to select Saturday's winner? Consider some of the previous happenings this season. FSU is currently on a two-game win streak and that ties for the longest mark this year. Two other times in the current campaign the Tribe has won two straight, but failed to get the third. The Seminoles opened with wins over Louisville and Memphis State before bowing to Nebraska. Wins over Ohio State and Notre Dame followed before the loss to Pittsburgh. Since that Pitt loss the Seminoles have scored wins against LSU and Western Carolina.

BROTHER VS. BROTHER--Saturday's confrontation will provide a unique matchup. Florida State defensive end Mark Rodrigue will be going against his brother, Mike, who is a starting split end for the Hurricanes. Mark is a backup with the Seminole defense, but sees action with the speciality units. Their father, Ted, played for the Seminoles and now operates a Tallahassee motel and lounge.

KICKOFF RETURNS FOR TOUCHDOWN--FSU had gone from the 1974 season until the most recent game against LSU (Oct. 24) without having a player bring back a kickoff for a touchdown in a regular season game. Against LSU, freshman Billy Allen returned one 97 yards for six points. And, against Western Carolina, Greg Allen went 95 yards with a kickoff return for six points. (Larry Key did return a kickoff for a TD 93 yards vs. Texas Tech in the '77 Tangerine Bowl).

PLAYERS TO WATCH...

FLORIDA STATE

PUNTER ROHN STARK--(No. 3, 6-3, 195, Sr., Fifty Lakes, Mn.)--his average dipped after punting three times against Western Carolina for a 31.7 average...season statistics now show 48 boots for a 44.4 average...the season average could be much better but FSU coaches have asked him to shorten up so the speciality unit can cover better...against Nebraska and Pitt he out-kicked his coverage and it resulted in two TDs...most pro scouts admit he's the best punter to come out of college since Ray Guy at Southern Mississippi...at Nebraska this season, Rohn established a new single game record for FSU with a 51.1 yard average on eight kicks...the longest of the season also came at Nebraska where he hit a 63-yarder...has the distinction of earning All-American honors in two sports, football and track and field where he participates in the decathlon...finished eighth in the NCAA decathlon competition last season...made most of this fall's pre-season All-American teams and recently was featured in SPORTS ILLUSTRATED...married and an amateur pilot.

TAILBACK GREG ALLEN--(No. 26, 5-10, 185, Fr., Milton, Fla.)--in the first two varsity starts of his career in the last two weeks he has carried 63 times for 524 yards, an average of 8.3 yards per tote...now, consider this, prior to his start at LSU he had rushed just 23 times for 106 yards...season rushing totals now read 86 carries for 630 yards...other important stats include 10 kickoff returns for 249 yards and a TD and two pass receptions for 16 yards...also started in a junior varsity contest this fall for the Seminoles (vs. Marion Institute) where he gained 202 yards on 26 carries...first TD of his career came at LSU in a 15-yard rush...one of the most sought-after runningbacks in Florida last year, he signed letter of intent with Tribe after heavy recruiting battle...rushed for more than 2,000 yards as a senior and was an All-South selection. NOTE: More Greg Allen information on Page Three.

NOSEGUARD JAMES GILBERT--(No. 51, 6-0, 260, Sr., Miami, Fla.)--has been the anchor of the Seminole forward wall this fall...entering the Western Carolina game, he was sixth on the tackle chart with 39 total hits, including four tackles for loss...against the Catamounts he had six unassisted tackles and a tackle for loss...was the chief substitute last fall for All-American Ron Simmons and also saw duty at defensive tackle...this fall his duty has been solely in the noseguard slot...will be a candidate for regional honors at the close of the campaign.

MIAMI

DEFENSIVE BACK FRANK MARION--(No. 31, 6-3, 195, Sr., Gainesville, Fla.)--the all-time interception leader at Miami with 16...six of those have come this year...in last Saturday's upset of Penn State, Marion picked off two, including one with seconds remaining to preserve the victory...against Penn State he also had seven unassisted tackles plus two assists...all-time leading tackler at his position for Miami...brother Frank plays for the New York Giants.

QUARTERBACK JIM KELLY--(No. 12, 6-3, 210, Jr., East Brady, Pa.)--the Hurricanes are 16-7 since he became the starting quarterback as a sophomore...in his career he has twice led Miami to upsets of Penn State, the first came in his initial collegiate start...last week he was 13 of 25 in the passing department for 220 yards...he is Miami's second leading all-time passer with over 3,000 yards...season totals show 89 of 153 completions for 1,413 yards, a completion percentage of 54.6.

WIDE RECEIVER LARRY BRODSKY--(No. 43, 5-11, 185, Sr., Hialeah, Fla.)--leading all-time receiver for Hurricanes with 1,530 yards...has caught 29 this season for 456 yards, a 19.0 average per catch...his longest was 80 yards and three have gone for TDs.

WHAT THE PLAYERS ARE SAYING...

CORNERBACK HARVEY CLAYTON--"Western Carolina was ready for us. Give them credit-- they were well prepared. We missed a lot of coverages, but they also executed well. We need to learn from the mistakes we made. We can't have the same problems against Miami.

"Miami is going to be tough. I know they are going to try and pass against us, especially after they watch that Western Carolina film. Against Miami we need to work harder and improve our communication on the field. We weren't talking to each other enough.

"I owe it to myself and the coaches to improve my game next week."

OFFENSIVE GUARD BOB MERSON--"Once the line became enthusiastic against Western Carolina we started to do a good job. Remember we had only three offensive plays in the first quarter. It was hard to get started.

"It's always great to be blocking for someone like Greg Allen. If you throw a block, you know he'll be right behind you taking advantage of it. If you open up just a small hole for Allen he has the potential to make it into a big gain.

"We must establish the good ground game against Miami. Once we do that, I think we'll be able to pass the ball better.

"We have to be 'up' for Miami. After they've beaten the top team in the nation, if we can beat them it will help our bowl chances."

WIDE RECEIVER DENNIS MCKINNON--"The Miami game is always special for me because I'm from that part of the state. I always want to beat them. It makes things a lot easier when I go home.

"Last year when they beat us it probably cost us a legitimate opportunity to win the national championship. We don't need them to upset our bowl plans for this season.

"I'm glad Miami beat Penn State. That just makes our game more important on the national scale. Now, if we can beat Miami it will show people something about our program."

DEFENSIVE TACKLE ALPHONSO CARREKER--"Don't put all the blame on the secondary for those long pass completions by Western Carolina. The defensive line wasn't doing its job of getting to the passer.

"We have to practice harder this week. We didn't hit against Western Carolina the way an FSU team is supposed to hit. It seemed like we knew we were going to win so we let up.

"Miami is going to be tough for us. You know that makes Miami think it can beat Florida State. Our advantage will be that the game is in Doak Campbell Stadium with our fans watching."

WHAT BOBBY SAYS...

ABOUT WESTERN CAROLINA--"Give coach Bob Waters and his staff credit. They had a better game plan for us than any team we've faced this season. They found our weakness and went after it. I'm very proud of the way Western Carolina played us. They never quit and weren't intimidated by Doak Campbell Stadium."

ABOUT MIAMI--"I said at the start of the season Miami would have one of the best football teams in the country. Their 5-2 record doesn't make me change my thoughts when you realize what could have been the winning touchdown in each of their losses was called back because of a penalty. Miami could just as easily be No. 1 this week with wins in those two games as Pittsburgh will be."

ABOUT FSU ATTACK--"Our offense will have to be much sharper this week or it won't be a ball game. Somehow we must figure out a way to run the ball against that great Miami defense. Heck we only gained 25 yards on 33 carries against them last year. And, look what happened to Penn State, one of the best rushing teams in the country. They gained just 69 yards last week. Our work is really cut out for us. If we're going to win this football game we must figure out a way to move the ball along the ground."

ABOUT FSU DEFENSE--"Our big problem this season has been giving up the big play. We need to figure out a way to stop the other guy from going long against us. Big plays are what killed us against Nebraska and Pittsburgh and Miami has the same capabilities."

FLORIDA STATE vs. MIAMI

Dress List

<u>NO.</u>	<u>NAME</u>	<u>POS.</u>	<u>NO.</u>	<u>NAME</u>	<u>POS.</u>
1	Eric Thomas	QB	58	Henry Taylor	LB
2	Steve Nicklaus	WR	60	Scott McLean	DE
3	Rohn Stark	P	61	Dan Morris	OG
4	Jessie Hester	WR	62	Eric Ryan	OT
6	Dennis McKinnon	WR	63	Ricky Render	OG
7	Mike Rendina	K	64	Jarvis Coursey	DE
9	Warren Hanna	DB	65	Darryl Gray	DE
11	Rick Stockstill	QB	67	Mike Hutto	OG
12	Kelly Lowrey	QB	68	Lenny Chavers	NG
14	Blair Williams	QB	69	Tom McCormick	C
18	Weegie Thompson	WR	70	Pat Woolfork	OG
19	Pat Milligan	DB	71	Bob Merson	OG
20	Ken Burnett	RB	72	Jim Thompson	OG
23	Tracy Ashley	DB	73	Barry Voltapetti	OT
24	Harvey Clayton	DB	74	Pete Panton	LB
26	Greg Allen	RB	75	Tom Brannon	OT
27	Michael Whiting	RB	76	Alphonso Carreker	DT
30	Larry Harris	DB	78	Terry Widner	OT
31	Billy Allen	RB	79	Garry Futch	DT
32	Darish Davis	RB	80	Orson Mobley	DE
33	James Harris	DB	81	Zeke Mowatt	TE
35	Ernie Sims	LB	82	Tony Johnson	WR
38	Ken Roe	LB	83	Ron Hester	LB
41	Cedric Jones	RB	84	Sam Childers	TE
42	Quinton Reed	DB	85	David Ponder	DT
43	Brian McCrary	DB	86	John McLean	DE
44	Ricky Williams	RB	87	Phil Williams	WR
46	Mark Rodrigue	DE	89	Tom Wheeler	TE
51	James Gilbert	NG	90	Allen Dale Campbell	DE
52	Sam Restivo	C	94	Mark Sims	DT
54	Tommy Young	LB	96	Will Cox	WR
56	Jerry Coleman	C	98	Brad Fojtik	DE
57	Tim Mitchell	DT	99	Ron Moore	LB

FLORIDA STATE

Bobby Bowden (Sixth Year)
FSU: 50-16 Career: 123-48 (15 years)

Florida State vs. Miami
Nov. 7, 1981
Doak Campbell Stadium
51,094

MIAMI

Howard Schnellenberger (3rd)
UM: 19-11 Career: 19-11

OFFENSE

- WR-87 Phil Williams
- OT-73 Barry Voltapetti
- OG-63 Ricky Render
- C-69 Tom McCormick
- OG-71 Bob Merson
- OT-62 Eric Ryan
- TE-81 Zeke Mowatt
- QB-11 Rick Stockstill
- TB-26 Greg Allen
- FB-27 Mike Whiting
- WR-82 Tony Johnson
- 18 Weegie Thompson
- 78 Terry Widner
- 77 Chris Nickrenz
- 56 Jerry Coleman
- 74 Pete Panton
- 75 Tom Brannon
- 84 Sam Childers
- 14 Blair Williams
- 44 Ricky Williams
- 20 Ken Burnett
- 6 Dennis McKinnon
- 41 Cedric Jones

DEFENSE

- DE-60 Scott McLean
- RT-79 Garry Futch
- NG-51 James Gilbert
- LT-76 Alphonso Carreker
- DE-64 Jarvis Coursey
- LB-54 Tommy Young
- LB-83 Ron Hester
- CB-24 Harvey Clayton
- SS-23 Tracey Ashley
- WS-30 Larry Harris
- CB-33 James Harris
- 90 Allen Dale Campbell
- 85 David Ponder
- 68 Lenny Chavers
- 98 Brad Fotjik
- 86 John McLean
- 35 Ernie Sims
- 38 Ken Roe
- 9 Warren Hanna
- 19 Pat Milligan
- 8 Eric Riley
- 13 Kim Mack

SPECIALISTS

- Snaps-52 Sam Restivo
- Punts-3 Rohn Stark
- Placements-7 Mike Rendina
- Kickoffs-7 Mike Rendina
- Holding-12 Kelly Lowrey
- Punt Returns-41 Cedric Jones
- Kickoff Returns-31 Billy Allen

OFFENSE

- SE-6 Mike Rodrigue
- LT-63 Bill Welch
- LG-50 Mike Moore
- C-61 Don Bailey
- RG-58 Clem Barbarino
- FT-79 Frank Frazier
- TE-86 Glenn Dennison
- QB-12 Jim Kelly
- HB-46 Smokey Roan
- FB-33 Chris Hobbs
- WR-43 Larry Brodsky
- 20 Rocky Belk
- 68 John Heritsko
- 67 Eric Larkin
- 57 Ron Harris
- 72 Alvin Ward
- 74 Robin Graham
- 84 Andy Baratta
- 9 Mark Richt
- 49 Mark Rush
- 38 Speedy Neal
- 22 Lawrence Thompson

DEFENSE

- LE-90 Tim Flanagan
- LT-73 Lester Williams
- MG-71 Tony Chickillo
- RT-91 Bob Nelson
- RE-55 Isaiah West
- LB-66 Scott Nicolas
- LB-93 Greg Brown
- SC-4 Rod Bellingier
- R-37 David Jefferson
- FS-31 Fred Marion
- QC-17 Ronnie Lippett
- 34 Lenny Moore
- 87 Leon Evans
- 62 Tony Fitzpatrick
- 80 Willie Broughton
- 65 Greg Zappala
- 54 Jay Brophy
- 51 Jack Fernandez
- 14 Jamie Boone
- 2 Kenny Calhoun
- 37 David Jefferson
- 26 Tony Griffin

SPECIALISTS

- Snaps-57 Ronnie Harris
- Punts-5 Greg LaBelle
- Placements-1 Dan Miller
- Kickoffs-1 Dan Miller
- Holding-5 Greg LaBelle
- Punt Returns-31 Fred Marion
- Kickoff Returns-49 Mark Rush

Florida State 1981 Schedule (6-2)

	FSU	OPP
Sept. 5	LOUISVILLE 17	0
Sept. 12	MEMPHIS STATE 10	5
Sept. 19	at Nebraska 14	34
Oct. 3	at Ohio State 36	27
Oct. 10	at Notre Dame 19	13
Oct. 17	at Pitt 14	42
Oct. 24	at LSU 38	14
Oct. 31	WESTERN CAROLINA 56	31
Nov. 7	MIAMI	
Nov. 14	SO. MISSISSIPPI	
Nov. 28	at Florida	



Series Record

Florida St. Wins	11
Miami Wins	13
Games Tied	0
Series Began	1951
Last Meeting	1980
(Miami 10, FSU 9)	



Miami 1981 Schedule (5-2)

	UM	OPP
Sept. 5	FLORIDA 21	20
Sept. 19	HOUSTON 12	7
Sept. 26	at Texas 7	14
Oct. 3	VANDERBILT 48	16
Oct. 17	at Mississippi St. 10	14
Oct. 24	at East Carolina 31	6
Oct. 31	PENN STATE 17	14
Nov. 7	at Florida State	
Nov. 14	VIRGINIA TECH	
Nov. 21	at North Carolina State	
Nov. 28	NOTRE DAME	

1981 FLORIDA STATE SEMINOLES ROSTER

NO.	NAME	POS.	HGT.	WGT.	CL.	HOMETOWN
1	Eric Thomas	QB	6-0	190	Fr.	Valdosta, Ga.
2	Steve Nicklaus	WR	6-2	185	Fr.	N. Palm Beach, Fla.
3	Rohn Stark	P	6-3	195	Sr.	Fifty Lakes, Minn.
4	Jessie Hester	WR	6-0	170	Fr.	Belle Glade, Fla.
6	Dennis McKinnon	WR	6-1	180	Jr.	Miami, Fla.
7	Mike Rendina	KS	5-9	175	Fr.	Pompano Beach, Fla.
8	Eric Riley	DB	6-0	170	So.	Ft. Myers, Fla.
9	Warren Hanna	DB	5-11	170	Jr.	Hollywood, Fla.
10	Bob Davis	QB	6-4	190	So.	Warner Robins, Ga.
11	Rick Stockstill	QB	6-1	190	Sr.	Fernandina Beach, Fla.
12	Kelly Lowrey	QB	6-1	220	So.	Lake City, Fla.
13	Kim Mack	DB	6-0	180	So.	Port Orange, Fla.
14	Blair Williams	QB	6-1	185	Jr.	Tallahassee, Fla.
15	Lee Paige	DB	6-0	195	Jr.	Winter Haven, Fla.
16	Rick Taylor	QB	6-3	190	So.	Port St. Joe, Fla.
17	Bruce Shoemaker	DB	6-1	175	Fr.	Ft. Lauderdale, Fla.
18	Weegie Thompson	WR	6-6	205	So.	Midlothian, Va.
19	Pat Milligan	DB	6-0	170	So.	Ft. Lauderdale, Fla.
20	Ken Burnett	FB	5-11	200	Jr.	Brandon, Fla.
21	Bill Turner	DB	6-1	185	So.	Tampa, Fla.
23	Tracy Ashley	DB	5-10	180	Fr.	Eastman, Ga.
24	Harvey Clayton	DB	5-10	170	Jr.	Florida City, Fla.
26	Greg Allen	RB	6-0	185	Fr.	Milton, Fla.
27	Michael Whiting	FB	6-1	210	Sr.	Largo, Fla.
28	Rocky Kinsey	DB	5-9	165	Fr.	Greenville, Fla.
29	Michael Whigham	DB	5-11	180	Fr.	Miramar, Fla.
30	Larry Harris	DB	6-1	200	So.	Gainesville, Fla.
31	Billy Allen	RB	6-0	198	Fr.	Cleveland, Ohio
32	Darish Davis	FB	5-11	200	Jr.	Augusta, Ga.
33	James Harris	DB	6-0	185	Sr.	Gainesville, Fla.
35	Ernie Sims	LB	6-1	215	Sr.	Tampa, Fla.
36	Cliff Holiday	WR	5-8	165	Jr.	Newnan, Ga.
37	John Feagin	DB	6-0	160	Fr.	Tallahassee, Fla.
38	Ken Roe	LB	6-1	200	So.	Cropwell, Ala.
39	Manny Carballo	FB	5-11	200	Jr.	Hialeah, Fla.
40	Wayne Jones	DB	5-10	180	Jr.	Jacksonville, Fla.
41	Cedric Jones	RB	5-9	185	Fr.	Valdosta, Ga.
42	Quinton Reed	DB	5-10	170	Fr.	Panama City, Fla.
43	Brian McCrary	DB	5-11	170	Fr.	Germanatown, Tenn.
44	Ricky Williams	TB	5-10	170	Jr.	Griffin, Ga.
45	Roger Brownlee	DE	6-2	210	So.	Doctor's Inlet, Fla.
46	Mark Rodrigue	DE	6-2	205	Sr.	Ft. Walton, Fla.
47	Brian Williams	LB	6-1	215	So.	Winter Haven, Fla.
48	Prince Matt	LB	5-10	195	So.	Bradenton, Fla.
49	Tony Smith	RB	5-11	175	Fr.	Miami, Fla.
50	J. D. Dowell	OL	6-2	245	Fr.	Tampa, Fla.
51	James Gilbert	NG	6-0	260	Sr.	Miami, Fla.
52	Sam Restivo	C	6-1	235	So.	Jamestown, N.Y.
53	Gerald Riopelle	OG	6-1	245	So.	Wyandotte, Mich.
54	Tommy Young	LB	6-1	205	Jr.	Lake City, Fla.
55	John Houston	LB	6-0	210	So.	Atlanta, Ga.
56	Jerry Coleman	C	6-3	235	Jr.	Savannah, Ga.
57	Tim Mitchell	DL	6-3	225	So.	Miami, Fla.
58	Henry Taylor	LB	5-11	210	Fr.	Milledgeville, Ga.
59	Scott Merson	LB	6-0	195	Fr.	Seminole, Fla.
60	Scott McLean	DE	6-4	235	Sr.	Clermont, Fla.
61	Daniel Morris	OL	6-2	240	Fr.	Lake Brantley, Fla.
62	Eric Ryan	OT	6-4	255	Jr.	Sarasota, Fla.
63	Ricky Render	OG	6-5	235	So.	Ozark, Ala.
64	Jarvis Coursey	DE	6-4	220	Sr.	Gray, Ga.
65	Darryl Gray	DE	6-2	225	Fr.	Lake Wales, Fla.
66	Redus Coggin	OG	6-3	230	Jr.	Chipley, Fla.
67	Mike Hutto	DL	6-2	220	Fr.	Marianna, Fla.
68	Lenny Chavers	DL	6-0	230	Fr.	Deland, Fla.
69	Tom McCormick	C	6-2	230	So.	Panama City, Fla.
70	Pat Woolfork	DL	6-2	240	Fr.	Vero Beach, Fla.
71	Bob Merson	C	6-2	240	Jr.	Seminole, Fla.
72	Jim Thompson	OG	6-6	220	So.	Midlothian, Va.
73	Barry Voltapetti	OL	6-7	260	Jr.	Miami, Fla.
74	Pete Pantan	LB	6-2	220	Fr.	Laurel, Fla.
75	Tom Brannon	OT	6-2	250	Sr.	Albany, Ga.
76	Alphonso Carreker	DT	6-6	235	So.	Columbus, Ohio
77	Chris Nickrenz	OL	6-6	250	So.	Buffalo, N.Y.
78	Terry Widner	OT	6-4	250	So.	Donaldsonville, Ga.
79	Garry Futch	DT	6-2	245	Sr.	Ocala, Fla.
80	Orson Mobley	DT	6-6	250	Fr.	Miami, Fla.
81	Zeke Mowatt	TE	6-4	225	Jr.	Waucho, Ala.
82	Tony Johnson	WR	6-1	175	So.	Dothan, Ala.
83	Ron Hester	LB	6-2	220	Sr.	Umatilla, Fla.
84	Sam Childers	TE	6-2	220	Sr.	Tallahassee, Fla.
85	David Ponder	DT	6-3	225	So.	Cairo, Ga.
86	John McLean	DE	6-2	230	So.	Clermont, Fla.
87	Phil Williams	WR	5-10	170	Sr.	Warner Robins, Ga.
88	Jeff Bowden	WR	5-8	175	Jr.	Tallahassee, Fla.
89	Tom Wheeler	TE	6-2	215	So.	Port Orange, Fla.
90	Allen Dale Campbell	DE	6-4	235	So.	Perry, Fla.
92	David Roberts	C	6-2	220	Fr.	Plantation, Fla.
93	Mark Graham	NG	6-1	215	So.	Panama City, Fla.
94	Mark Sims	DT	6-3	245	Jr.	Bonifay, Fla.
95	Chris Gerbasi	DE	6-2	205	Jr.	Valrico, Fla.
97	Tim Flasher	OL	6-5	200	Fr.	Hollywood, Fla.
98	Brad Fojtik	DE	6-5	225	So.	Auburndale, Fla.
99	Ron Moore	LB	6-0	200	Fr.	Tampa, Fla.

STAT LEADERS

FSU

RUSHING	ATT	YDS	AVG	TD
Greg Allen	66	651	7.3	2
Mike Whiting	91	390	4.5	4
Ricky Williams	66	288	4.4	2

COMP/

PASSING	ATT	YDS	INT	TD	PCT
Rick Stockstill	100-176	1089	9	9	56.8
Blair Williams	20-32	278	3	2	62.5

RECEIVING	NO	YDS	AVG	TD
Mike Whiting	23	150	6.5	2
Dennis McKinnon	21	289	13.8	3
Phil Williams	19	372	19.6	1

PUNTING	NO	AVG	LG
Rohn Stark	48	44.4	63

MIAMI

RUSHING	ATT	YDS	AVG	TD
Smokey Roan	62	187	3.0	1
Chris Hobbs	45	130	2.9	1

COMP/

PASSING	ATT	YDS	INT	TD	PCT
Jim Kelley	89-153	1,413	9	6	54.6
Mark Richt	17-37	322	3	2	45.9

RECEIVING	NO	YDS	AVG	TD
Larry Brodsky	29	456	19.0	3
Mike Rodrigue	18	342	19.0	1
Rocky Belk	7	256	36.5	2

PUNTING	NO	AVG	LG
Greg LaBelle	39	39.8	56

Officials for Miami

Referee	Tommy Miller
Linesman	Hunter Jackson
Field Judge	Mike Looney
Umpire	Dennie Riggs
Line Judge	Joe Pipkin
Back Judge	Tom Rose



1981 UNIVERSITY OF MIAMI ROSTER

No.	Name	Pos.	Ht.	Wt.	Cl.	Hometown
1	Dan Miller	KS	5-10	172	Sr.	Clewiston, Fla.
2	Kenny Calhoun	DB	6-1	194	Fr.	Titusville, Fla.
3	Jeff Davis	KS	5-6	143	Fr.	Clearwater, Fla.
4	Rod Bellinger	DB	5-9	183	So.	Coral Gables, Fla.
5	Greg LaBelle	P	5-11	171	Jr.	Danielson, Conn.
6	Mike Rodrigue	WR	6-1	190	Sr.	Tallahassee, Fla.
7	John Smatana	DB	6-1	187	So.	Northfield, Ohio
9	Mark Richt	QB	6-1	186	Jr.	Boca Raton, Fla.
12	Jim Kelly	QB	6-3	210	Jr.	East Brady, Pa.
14	James Boone	DB	6-0	199	Jr.	Miami, Fla.
16	Alpen Bentley	FB	5-11	200	So.	Immokalle, Fla.
17	Ronnie Lippett	DB	6-1	174	Jr.	Sebring, Fla.
19	Keith Cleveland	WR	6-2	169	So.	Memphis, Tenn.
20	Rocky Belk	WR	6-0	187	Jr.	Alexandria, Va.
22	Lawrence Thompson	WR	6-2	189	So.	Wachula, Fla.
25	David Deakins	WR	5-7	139	Jr.	Stuart, Fla.
26	Tony Griffin	DB	6-1	180	Fr.	Ft. Myers, Fla.
27	Greg Jones	DB	6-0	190	Fr.	Memphis, Tenn.
29	Eddie Williams	DB	6-0	196	So.	Orlando, Fla.
31	Fred Marion	DB	6-3	194	Sr.	Gainesville, Fla.
33	Chris Hobbs	FB	5-10	190	Sr.	Tallahassee, Fla.
34	Lenny Moore	DE	6-3	218	So.	Tuskegee, Ala.
37	David Jefferson	DB	6-2	220	Sr.	Hialeah, Fla.
38	Speedy Neal	FB	6-3	247	So.	Key West, Fla.
41	Danny Brown	DE	6-3	220	So.	Pensacola, Fla.
43	Larry Brodsky	WR	5-11	185	Sr.	Hialeah, Fla.
44	Keith Griffin	HB	5-9	192	So.	Columbus, Ohio
45	Gary Breckner	FB	6-1	210	Jr.	Concord, N.C.
46	Smokey Roan	HB	5-9	185	Sr.	Miami, Fla.
47	Fred Roberts	FB	6-1	214	Sr.	Tarpon Springs, Fla.
49	Mark Rush	HB	6-3	211	Jr.	Ft. Lauderdale, Fla.
50	Mike Moore	OG	6-3	235	So.	Bradenton, Fla.
51	Jack Fernandez	LB	6-1	206	So.	Miami, Fla.
52	David Heffernan	OG	6-4	219	So.	Miami, Fla.
53	John Cane	OG	6-5	251	So.	Weirton, W. Va.
54	Jay Brophy	LB	6-3	221	So.	Akron, Ohio
55	Isiah West	DE	6-3	229	Jr.	Chicago, Ill.
57	Ron Harris	OL	6-2	210	Fr.	Miami, Fla.
58	Clem Barbarino	OG	6-4	245	Sr.	Pittsburgh, Pa.
60	David Stewart	OT	6-6	251	Sr.	Rexford, N.Y.
61	Don Bailey	C	6-3	231	Jr.	Miami, Fla.
62	Tony Fitzpatrick	MG	6-0	224	So.	St. Petersburg, Fla.
63	Bill Welch	OG	6-3	251	Jr.	Winnetka, Ill.
64	Dallas Cameron	OL	6-2	230	Fr.	Melbourne, Fla.
65	Greg Zappala	LB	6-3	212	Jr.	Pittsburgh, Pa.
66	Scott Nicholas	LB	6-4	226	Sr.	Clearwater, Fla.
67	Eric Larkin	OL	6-3	230	So.	Chicago, Ill.
68	John Heritscko	OT	6-4	239	Jr.	Montdale, Pa.
71	Tony Chickillo	MG	6-3	244	Jr.	Miami, Fla.
72	Alvin Ward	OT	6-2	245	Fr.	Chicago, Ill.
73	Lester Williams	DT	6-3	277	Sr.	Miami, Fla.
74	Robin Graham	OT	6-5	260	Fr.	Altamonte Springs, Fla.
76	Ian Sinclair	OT	6-4	227	So.	London, Ontario, Canada
79	Frank Frazier	OT	6-4	263	Sr.	Tampa, Fla.
80	Willie Lee Broughton	DE	6-5	236	Fr.	Ft. Pierce, Fla.
81	Jerome Jones	TE	6-3	215	So.	Bartow, Fla.
84	Andy Baratta	TE	6-3	215	Jr.	Philadelphia, Pa.
85	Mark Cooper	TE	6-5	232	Jr.	Miami, Fla.
86	Glen Dennison	TE	6-3	210	So.	Beaver Falls, Pa.
87	Leon Evans	DT	6-7	278	Jr.	Silver Spring, Md.
90	Tim Flanagan	DE	6-3	216	Sr.	Woodbridge, Ma.
91	Bob Nelson	DT	6-3	250	Sr.	Dundalk, Md.
92	Rick Cochran	DE	6-4	195	Fr.	Gainesville, Fla.
93	Greg Brown	LB	6-2	222	Jr.	Woodbridge, Va.
97	Fred Robinson	DT	6-4	220	So.	Miami, Fla.

Home Team Fla. State Univ. First Downs: (Rush) 8 (Pass) 10 (Pen.) 0 Total 18 Penalties Against: (No.) 2 (Yards) 10 Own Fumbles: (No.) 0 (Lost) 0

IMPORTANT: Most player categories are ranked on per-game average. Thus, it's vital that you consider every player (on both teams) with any statistics in any game this season (get season player statistics from both SIDs). Then list below the last name of players who have season figures but did NOT play in this game. All players with previous statistics will be charged with a game unless you indicate otherwise under DID NOT PLAY IN THIS GAME. A game played is one play—whether or not the player touches the ball. (For guidelines on a game played, refer to BI-7 in 1981 Official Football Statisticians' Manual.) If a player with first-time statistics has missed games, fill in below—after getting from his SID how many games missed.

DID NOT PLAY IN THIS GAME

Last Name Last Name Last Name Last Name Last Name Last Name Last Name Last Name

PLAYERS WITH FIRST-TIME STATISTICS WHO HAVE MISSED GAMES: Last Name No. Games Missed Last Name No. Games Missed

PLAYER	RUSHING					PASSING					TOTAL OFFENSE		RECEIVING			INT. RETURNS			PUNTING			PUNT RETURNS			K. O. RETURNS			X Pt. Kicks		Other X Pts.		Field Goals		Points		
	Rushes	Gain	Loss	Net	TDs	Att.	Comp.	Int.	Yards	TDs	Conv.	Plays	Yards	Catches	Yards	TDs	No.	Yards	TDs	No.	Yards	Blk'd.	No.	Yards	TDs	No.	Yards	TDs	TDs	Att.	Made	Att.	Made		Att.	Made
P. G. Allen	23	114	5	109	1							23	109													1	54	0	1							6
WHITING	8	27	0	27	0							8	27	2	24	0																				
STOCKSTILL	5	15	7	8	0	36	17	1	173	2	0	41	181																		1	0				
C. JONES	3	12	10	2	0							3	2										3	24	0											
TEAM	1	0	6	(-6)	0							1	(-6)																							
LOWREY						1	1	0	8	0	0	1	8																							
P. Williams														2	21	0																				
Childers														3	21	0												1								6
Mowatt														3	33	0																				
McKinnon														3	22	0																				
Johnson														4	53	1													1							6
R. Williams														1	7	0																				
L. Harris																	1	9	0																	
STARK																			4	190	0															
B. Allen																										1	19	0								
Rendina																														2	1			2	0	1
HOME TEAM TOTALS	40	168	28	140	1	37	18	1	181	2	0	77	321	18	181	2	1	9	0	4	190	0	3	24	0	2	73	0	3	2	1	1	0	2	0	19

Visiting Team Univ. of Miami First Downs: (Rush) 7 (Pass) 13 (Pen.) 0 Total 20 Penalties Against: (No.) 0 (Yards) 0 Own Fumbles: (No.) 1 (Lost) 1

VISITING TEAM TOTALS	36	78	11	67	2	41	22	1	273	1	0	77	340	22	273	1	1	15	0	3	110	0	2	7	0	3	85	0	3	3	3	0	0	3	2	27
----------------------	----	----	----	----	---	----	----	---	-----	---	---	----	-----	----	-----	---	---	----	---	---	-----	---	---	---	---	---	----	---	---	---	---	---	---	---	---	----

Date Nov. 7, 1981 Game Site TALLAHASSEE, FLA. Official Attendance 52,685

SCORE BY QUARTERS	1st	2nd	3rd	4th	Total
Florida State	6	7	0	6	19
Univ. of Miami	3	7	3	14	27

Time of Game: Kickoff 12:20 P.M. End of Game 3:15 P.M. Total Elapsed Time 2 hrs 55 min
(Including intermission)

Temperature and Weather Conditions 63°

SCORING SUMMARY

List all scoring plays in sequence. "Time left" means time remaining in the quarter at the conclusion of the scoring play. Under "play," to save you time, please use only: Rush, Pass, INT, PR, KOR, FUM, FG, or SAF (instead of writing out interception, punt, kickoff and fumble returns, field goal or safety).

On pass play, list passer first, then receiver and combined yardage of pass and

run. All plays are measured from the line of scrimmage except field-goal attempts—from the point of kick to the goal posts (goal line plus 10 yards).

After each touchdown, please continue on the same line and under "FOR EXTRA POINTS ONLY" check (✓) type of PAT (kick, pass or run) and whether good (G) or no good (NG).

[illegible]

NONSCORING LONG PLAYS (70 yards or more)

(List all punts 50 yards or more)

Team	Play	Player(s)	Yards
Fla. State	PUNT	STARK	50
Fla. State	PUNT	STARK	55

MISCELLANEOUS YARDAGE

Runbacks of blocked (or missed) field goal attempts. If blocked, indicate with (B) after Yards.

Team	Player(s)	Yards
Univ. of Miami	G. BROWN	16

MISSED FIELD GOAL ATTEMPTS

List all missed field goal attempts by both teams. If a player has more than one miss, list all misses on the same line, e.g. 30-41.

Team	Player	Yards
Fla. State	Rendina	28,44
Univ. of Miami	Miller	36

THIRD-DOWN CONVERSIONS

Team	Att.	Made
Fla. State	18	12
Univ. of Miami	19	13

IMPORTANT: Most player categories are ranked on per-game average. Thus, it's vital that you consider every player (on both teams) with any statistics in any game this season (get season player statistics from both SIDs). Then list below the last name of players who have season figures but did NOT play in this game. All players with previous statistics will be charged with a game unless you indicate otherwise under DID NOT PLAY IN THIS GAME. A game played is one play—whether or not the player touches the ball. (For guidelines on a game played, refer to BI-7 in 1981 Official Football Statisticians' Manual.) If a player with first-time statistics has missed games, fill in below—after getting from his SID how many games missed.

[illegible]

PLAYER	RUSHING						PASSING						TOTAL OFFENSE		RECEIVING			INT. RETURNS			PUNTING			PUNT RETURNS			K. O. RETURNS			X Pt. Kicks		Other X Pts.		Field Goals				
	Rushes	Gain	Loss	Net	TDs	Att.	Comp.	Int.	Yards	TDs	Conv.	Plays	Yards	Catches	Yards	TDs	No.	Yards	TDs	No.	Yards	Blk'd	No.	Yards	TDs	No.	Yards	TDs	TDs	Att.	Made	Att.	Made	Att.	Made	Points		
ROAM	11	23	0	23	1							11	23	2	19	0													1						6			
HOBBS	7	19	0	19	0							7	19	2	6	0																						
KELLY	6	6	10	(4) 0		41	22	1	273	1	0	47	269																									
RUSH	7	23	1	22	1							7	22	2	17	0										1	22	0	1							6		
NEAL	5	7	0	7	0							5	7	4	60	1													1							6		
DENNISON														3	23	0																						
RODRIGUE														3	46	0																						
BRODSKY														3	44	0																						
BELK														3	58	0											1	45	0									
LIPPETT																	1	15	0																			
LA BELLE																				3	110	0																
BOONE																							1	5	0	1	18	0										
THOMPS ON																							1	2	0					3	3							
MILLER																														3	3					3	2	9
VISITING TEAM TOTALS	36	78	11	67	2	41	22	1	273	1	0	77	340	22	273	1	1	15	0	3	110	0	2	7	0	3	85	0	3	3	3	0	0	3	2	27		

HOME TEAM TOTALS	40	168	28	140	1	37	12	1	181	2	0	77	327	18	121	2	1	9	0	4	190	0	3	24	0	2	73	0	3	2	1	1	0	2	0	19
------------------	----	-----	----	-----	---	----	----	---	-----	---	---	----	-----	----	-----	---	---	---	---	---	-----	---	---	----	---	---	----	---	---	---	---	---	---	---	---	----

Official Attendance 52,685

National Collegiate Athletic Association OFFICIAL SCORING SUMMARY

Florida State

2502

[Home](#)

Site Tallahassee, Fla.

Attendance 52,685 (4th largest)

FILE COPY - DO NOT REMOVE

Score by Quarters	1	2	3	4	Final
Florida State	6	7	0	XI 6	19
Miami	3	7	3	14	27

Florida State--T. Johnson 12 pass from Stockstill (kick blocked) 10:39

Miami--FG Miller, 32, 4:42

Miami—Rush 1 run (Miller kick) 12:46

Florida State ~~runner~~ G. Allen 2 run (Reading kick) 5:43

Miami--FG Miller, 57, 7:38

Miami—Roan 6 run (Miller kick) 10:47

Miami--Neal 23 pass from Kelly (Miller kick) 8:54

Florida State--Childers 7 pass from Stockstill (pass failed) 6:46

Time of Game: Kickoff 12:20 p.m. End of Game 3:15 p.m. Total Elapsed Time 2:55

Officials Referee---Tony Miller; Linesman---Hunter Jackson; Field Judge---Mike Looney.

Umpire--Dennis Riggs; Line Judge--Joe Pipkin; Back Judge--James Ina

Temperature 70 F. Wind 3 m.p.h. N Weather Clear and cool

Sample scoring descriptions:

Winsockie-Smith 6 run (Jones run) 9:55

Tech—Jones 22 pass from Brown (Williams kick) 4:33

Winsockle-Smith 3 run (kick failed) 13:06

Tech--FG Jones, 23, 2:12

Winsockis--Safety, Smith tackled Jones in endzone. 5:05

Tech-Jones 13 run (Jones pass from Brown) 1:57

FLORIDA STATE VS MIAMI

Deak ... Campbell Stadium

Tallahassee, Florida

November 7, 1961

Weather: Clear and a cool 62. Miami wins toss, will receive. Mike Mendina kicks to Miami end zone, Rush returns to 1. 22.

MIAMI BALL 11:55

- M21 1-10 Kelly passes complete to Hobbs for no gain
- M22 2-10 Roan runs for 2 (Gilbert)
- M24 3-228 Kelly pass incomplete, overthrown
- M24 4-8 Greg Labelle kicks to M40, no return

BALL 13:29

- M24 1-10 Stockstill, can't find receiver, runs for 5
- M25 2-5 Stockstill pass complete to Tony Johnson for 10 FIRST DOWN
- M27 1-10 Stockstill pass complete to Dennis McKinnon for 3
- M34 2-7 Greg Allan run, no gain (Boone)
- M34 3-7 Stockstill pass complete to Sa Childers for 6
- M28 4-1 Greg Allan run 7 FIRST DOWN
- M21 1-10 Allen run 9
- M12 2-1 Stockstill passes complete to T. Johnson for TD. FIRST DOWN

FSU 6 MIAMI 0 T: 10:38

Reinde kick is blocked (Greg Brown)

Mendina kicks to end zone, no return.

MIAMI BALL 10:38

- M20 1-10 Roan run no gain (Hoe, Gilbert)
- M20 2-10 Kelly pass complete to Rodrigue for 5
- M25 3-5 Kelly pass complete to Roan for 10 FIRST DOWN
- M35 1-10 Kelly pass complete to Hobbs for 6
- M41 2-4 Roan run no gain (Coursey)
- M41 3-4 Kelly pass complete to Roan for 9 FIRST DOWN
- M50 1-10 Rush run 2 but FSU penalized for offsides
- M45 1-5 Kelly pass complete to Belk for 20 FIRST DOWN
- M25 1-10 Kelly pass incomplete, dropped by Brodsky
- M25 2-10 Kelly pass complete to Rush for 9
- M16 3-1 Rush run no gain
- M16 4-1 Kelly on keeper gets 2 FIRST DOWN
- M14 1-10 Hobbs run no gain (McLean)
- M14 2-10 Kelly passes incomplete, Gilbert putting on pressure
- M14 3-10 Rush run loses 1 (Wester, Coursey)
- M15 4-11 Dan Miller field goal of 32 yards is good. FSU 6 MIAMI 3 T:4:42

Miller kicks off to F end zone, no return

FSU BALL 4:42

- F20 1-10 Stockstill sacked by Williams, Chickillo, loss of 7
- F13 2-17 Whiting run 3
- F16 3-14 Stockstill pass incomplete
- F16 4-14 Roan Stark punts to Miami M4, rolls dead.

MIAMI BALL 3:15

- M44 1-10 Kelly long lateral to Rush for 9
- M47 2-9 Kelly pass complete to Rodrigue 22 FIRST DOWN
- M25 1-10 Kelly pass complete to Dennison for 7
- F18 2-3 Roan run 2
- F16 3-1 Kelly pass incomplete, knocked down by Coursey
- F16 4-1 Neal run 1 FIRST DOWN
- F15 1-10 Kelly pass incomplete, blocked in end zone by L. Harris
- F15 2-10 Kelly pass complete to Neal for 9
- F6 3-1

END OF FIRST QUARTER FSU 6 MIAMI 3

F6 3-1 Kelly on sneak gets 2 FIRST DOWN
 F4 1-0 Rush run 2
 F2 2-0 Neal run 1
 F1 3-0 Kelly sneaks for no gain
 F1 4-0 Rush dives in for TD
 Miller kicks is good
 Miller kicks to end zone, no return

FSU 6 MIAMI 9 T:12:46
 6 1C

FSU BALL 12:46
 F20 1-10 Stockstill pass incomplete, McKinnon was out of bounds
 F20 2-10 Cedric Jones on reverse for 8
 F28 3-2 Stockstill pass complete to Phil Williams for 6 FIRST DOWN
 F34 1-10 Burnett on halfback pass complete to M33 but FSU penalized for action
 F29 1-15 Whiting digs for 11
 F40 2-4 Stockstill pass blocked, incomplete (Webb)
 F40 3-4 Stockstill pass incomplete Thompson
 F40 4-4 Stark punts to M 10, fumbled by FSU Recovers, John McGee recovered

FSU BALL 10:21
 M11 1-10 G. Allen run loses 1
 M12 2-11 Stockstill pass intended for McKinnon incomplete
 M12 3-11 Stockstill pass incomplete, McKinnon caught out of bounds
 M12 4-11 Rendina in to try FG, bad Snap, Childers run to 119 with blocked kick
 (FSU charged with team rush of minus 6)
 MIAMI BALL 9:23
 M19 1-10 L. Harris intercepts tipped pass at 146, returns 9

FSU BALL 9:11
 M37 1-10 Whiting run 4
 M33 2-6 Allen run 2
 M31 3-4 Allen run 16 FIRST DOWN
 M15 1-10 Stockstill pass complete to Zeke Mowatt for 6
 M9 2-4 Allen run loses 1
 M10 3-5 Stockstill pass incomplete
 M10 4-5 Rendina on fake FG, Lowrey passes complete to Childers for 8 FIRST DOWN
 M2 1-0 Allen drives in for TD FSU 12 MIAMI 10
 Rendina kick good T: 5:43 13 1C
 Rendina kicks off to M9, Boone returns to M27

MIAMI BALL 5:38
 M27 1-10 Hobbs run 2 (Hester)
 M29 2-8 Kelly pass complete to Dennison for 9 FIRST DOWN
 M38 1-10 Kelly pass complete to Rush 6
 M46 2-2 Hobbs run 1
 M47 3-1 Hobbs run no gain
 M47 4-1 Kelly sneaks for 2 FIRST DOWN
 M49 1-10 Kelly pass into end zone to Brodsky overthrown, incomplete
 M49 2-10 Kelly pass complete to Neal, loss of 5 (Hester)
 M44 3-15 Kelly pass incomplete, knocked down by James Harris
 M44 4-15 Iabellie kicks to F16, Cedric Jones returns to F39

FSU BALL 1:55
 F30 1-10 Allen run 5
 F35 2-5 Jones on reverse gets 4 (Flanagan)
 F39 3-1 Whiting run 2 FIRST DOWN
 F41 1-10 Stockstill, rushed hard, passes incomplete
 F41 2-10 Allen run 5
 F46 3-5 Allen run 10 FIRST DOWN
 M44 1-10 Stockstill cant find receiver, runs for 4

END OF FIRST HALF FSU 13 MIAMI 10

First ~~Second~~ Half

[illegible]

		First Quarter	Second Quarter	Third Quarter	Fourth Quarter	First Half	Totals Second Half	
Time of Possession	FSU	4:17	8:51			13:08		
	UM	10:43	6:09			16:52		
Third-Down Conversions	FSU	1-2	4-6			5-8		
	UM	4-6	3-4			7-10		
Average Field Position	FSU	F30	50					
	UM	M29	M23					

National Collegiate Athletic Association

QUICKIE STATISTICS

First Quarter

Half

Third Quarter

Final

(Circle One)

TEAM

	<u>U. of Miami</u> Visitors	<u>Fla. State Univ.</u> Home
Score.....	10	13
First Downs.....	9	8
Rushes—Yardage (Net)	26	82
Passing Yardage (Net)	55 109	55 59
*Return Yardage (Net)	2	25
Passes—Att.—Comp.—Int.	21 - 13 - 1	15 - 7 - 0
Total Offense—Yards	135	141
Punts (Number—Average)	2 - - 39	2 - - 45
Fumbles—Lost	1	0
Penalties—Yards.....	0	2 - 10

*Return of Punts, Intercepted Passes and Fumbles (not kickoffs).

INDIVIDUAL LEADERS

<u>U. of Miami</u> Visitors					<u>FLA. STATE UNIV.</u> Home				
Rushing	Att.	Net Yards	TD	Long	Rushing	Att.	Net Yards	TD	Long
RUSH	5	11	1	9	G. Allen	11	54	1	16
ROAN	4	4	0	2	M. Whiting	4	20	0	11
Kelly	4	6	0	2	C. Jones ^o	2	12	0	8
Passing	Att.—Comp.—Int.	Yds.	TD		Passing	Att.—Comp.—Int.	Yds.	TD	
Kelly	21-13-1	109	0		STOCKSTILL	14-6-0	51	1	
					Lowrey	1-1-0	8	0	
Pass Receiving	No.	Yards	TD	Long	Pass Receiving	No.	Yards	TD	Long
RUSH	2	17	0	9	Johnson	2	30	1	18
Rodrigue	2	27	0	22	Childers	2	14	0	8
ROAN	2	19	0	10	Mowatt	1	6	0	6
Punting	No.	Avg.	Long		Punting	No.	Avg.	Long	
La Belle	2	39	42		STARK	2	45	50	

FSU VS MIAMI THIRD QUARTER

Miller kicks off to F end zone, no return RDU Ball

F20 1-10 Whiting run 5
 F25 2-5 Allen run 6 FIRST DOWN
 F31 1-10 Stockstill pass complete to McKinnon 8
 F39 2-2 Whiting run 1
 F41 3-1 Allen hit behind line, loses 1
 F39 4-2 Stark punts to M 6, returned to M11 (55 yard punt)

MIAMI BALL 12:00

M31 1-10 Roan run 1
 M12 2-9 Kelly pass complete to Dennison 7
 M19 3-2 Neal run 4 FIRST DOWN
 M28 1-10 Kelly cant find receiver, runs, McLean tackles for no gain
 M23 2-10 Kelly pass complete to Rodriguez Tor 19 FIRST DOWN
 M42 1-10 Roan run 4 (Coursey)
 M46 2-6 Kelly pass incomplete
 M46 3-6 Kelly pass complete to Brodsky 13 FIRST DOWN
 F41 1-10 Kelly pass incomplete
 M41 2-10 Roan run 1 (Gilbert)
 F46 3-9 Kelly pass incomplete
 F46 4-9 Miller's 57 Yd FG is good

FSU 13 MIAMI 13 T 7:38
 (A Miami school record)

Miller kicks off to FSU end zone, no return

F20 1-10 Stockstill pass incomplete
 F21 2-10 Stockstill run 5 (No receivers open)
 F21 3-5 Stockstill pass complete to Whiting 19 FIRST DOWN
 F21 1-10 Allen run no gain
 F21 2-9 Stockstill pass incomplete
 F21 3-9 Stockstill pass incomplete, almost intercepted by Jefferson
 F21 4-9 Stark punts to M 11, out of bounds, no return (45 yarder)

MIAMI BALL 5:34

M11 1-10 Kelly pass intended for Belk incomplete (Harris)
 M11 2-10 Kelly pass complete to Belk 21 FIRST DOWN
 M38 1-10 Kelly, rushed hard, passes incomplete
 M38 2-10 Kelly pass knocked down by Harris, incomplete
 M38 3-10 Kelly pass complete to Brodsky 20 FIRST DOWN
 F48 1-10 Kelly pass complete to Brodsky 11 FIRST DOWN
 F37 1-10 Kelly rushed hard by Lester throws incomplete
 F37 2-10 Kelly pass intended for Rodriguez broken up by Clayton
 F37 3-10 Kelly sacked by Campbell, Carrker, loss of 10
 F47 4-20 Labelle punts to F15, Jones returns to F23

FSU BALL 2:48

F21 1-10 Stockstill pass incomplete
 F21 2-10 Allen run 19 FIRST DOWN
 F41 1-10 Allen run 8
 F50 2-2 Allen run 1
 M47 3-1 Whiting run no gain
 M47 4-1 Stockstill sneaks for 1 FIRST DOWN
 M47 1-10 Stockstill pass complete to Nowatt for 7

END OF THIRD QUARTER

FSU 13 MIAMI 13

FSU BALL

FOURTH QUARTER FSU VS MIAMI

M41 2-3 Allen run 2
 M39 3-1 Allen run 7 FIRST DOWN
 M32 1-10 Stockstill pass incomplete, over Phil Williams head
 M32 2-10 Allen run 4 (Has an even 100 yards)
 M28 3-6 Whiting on statue of liberty runs for 1
 M27 4-5 Rendina 44 yard FG is blocked, recovered at M44

MIAMI BALL 12:26

M44 1-10 Kelly pass incomplete
 M44 2-10 Kelly pass complete to Neal 33 FIRST DOWN
 F24 1-10 Roan run 1 (Gilbert)
 F23 2-9 Kelly pass complete to Belk 17 FIRST DOWN
 F6 1-0 Roan runs it in for TD. FSU 13 MIAMI 19 1C:47
 Miller kick good 13 20
 Miller kicks to F goal, B. Allen returns to 19

FSU BALL 10:40

F19 1-10 Stockstill pass incomplete
 F19 2-10 Stockstill pass tipped, intercepted by Lippett, returned from 40 to F24.

MIAMI BALL 10:25

F24 1-10 Roan run 2 3 (McLean)
 F22 2-10 Neal run no gain
 F22 3-7 Kelly pass complete to Neal for TD. FSU 13 M 26 FIRST DOWN
 Miller kick good TIME 8:54 13 27
 Miller kicks to F, C. Jones ran 5, lateraled to G. Allen, who returned to Miami 36

M36 1-10 Stockstill pass complete to Mowatt for 20 FIRST DOWN
 M16 1-10 Allen run loses 2
 M18 2-12 Allen runs to 8, gain of 21C
 M8 3-12 Allen run 1
 M7 4-1 Stockstill pass complete to Childers for TD FIRST DOWN
 Stockstill pass try for two points incomplete FSU 19 MIAMI 27 T 6:46
 Rendina kicks to B 5, Belk returns to midfield, Rendina saved td

MIAMI BALL 6:38

-50 1-10 Roan run 3
 F47 2-7 Kelly pass incomplete
 F47 3-7 Hobbs run 12 FIRST DOWN
 F35 3-10 Hobbs run 4
 F31 2-6 Rush run 5
 F26 3-1 Neal run 1 FIRST DOWN
 F26 1-10 Hobbs run no gain
 F25 2-10 Rush run 6
 F19 3-4 Kelly pass incomplete
 F19 4-4 Miller 36 yard field goal attempt is no good

FSU BALL 2:18

F20 1-10 Cedrick Jones on reverse/pass cant find receiver, loses 10
 F10 2-20 Stockstill pass complete to Williams for 15
 F25 3-5 Stockstill pass complete to R. Williams for 7 FIRST DOWN
 F32 1-10 Stockstill pass incomplete
 F32 2-10 Stockstill pass complete to Whiting for 5
 F37 3-5 Stockstill pass complete to T. Johnson for 18 FIRST DOWN
 F45 1-10 Stockstill pass incomplete to stop clock
 F45 2-10 Stockstill 1 ong pass to Hester incomplete
 M45 3-10 Stockstill pass complete to T. Johnson for 5
 M40 4-5 Stockstill pass complete to McKinnon for 11 FIRST DOWN
 M29 1-10 Stockstill pass into end zone incomplete
 M29 2-10 Stockstill pass into end zone is incomplete

END OF GAME FSU 19 MIAMI 27

FSU vs. Miami

11/7/81

National Collegiate Athletic Association

FOOTBALL DRIVE CHART

Second Half

[illegible]

		First Quarter	Second Quarter	Third Quarter	Fourth Quarter	Totals		
						First Half	Second Half	Final
Time of Possession	FSU	4:17	8:51	7:52	7:13	13:08	15:05	28:13
	UM	10:43	6:09	7:08	7:47	16:52	14:55	31:47
Third-Down Conversions	FSU	1-2	4-6	2-4	5-6	5-8	7-10	12-18
	UM	4-6	3-4	3-5	3-4	7-10	6-9	13-19
Average Field Position	FSU	F 30	50	F 21	F 34			
	UM	M 29	M 22	M 11	F 42			

National Collegiate Athletic Association

FINAL TEAM STATISTICS

	<i>Univ. of Miami</i> Visitors	<i>Fla. State Univ.</i> Home
First Downs	<u>20</u>	<u>18</u>
Rushing	<u>7</u>	<u>8</u>
Passing	<u>13</u>	<u>10</u>
Penalty	<u>0</u>	<u>0</u>
Rushing Attempts	<u>36</u>	<u>40</u>
Yards Rushing	<u>678</u>	<u>168</u>
Yards Lost Rushing	<u>11</u>	<u>28</u>
Net Yards Rushing	<u>67</u>	<u>140</u>
Net Yards Passing	<u>273</u>	<u>181</u>
Passes Attempted	<u>41</u>	<u>37</u>
Passes Completed	<u>22</u>	<u>17</u>
Had Intercepted	<u>1</u>	<u>1</u>
Total Offensive Plays	<u>77</u>	<u>77</u>
Total Net Yards	<u>340</u>	<u>321</u>
Average Gain Per Play	<u>4.4</u>	<u>4.2</u>
Fumbles: Number—Lost	<u>1-1</u>	<u>0</u>
Penalties: Number—Yards	<u>0</u>	<u>2-10</u>
Interceptions: Number—Yards	<u>1-15</u>	<u>1-9</u>
Number of Punts—Yards	<u>3-110</u>	<u>4-190</u>
Average Per Punt	<u>36.7</u>	<u>47.5</u>
Punt Returns: Number—Yards	<u>2-7</u>	<u>3-24</u>
Kickoff Returns: Number—Yards	<u>3-85</u>	<u>2-73</u>
MISC. Return	<u>1-16</u>	

National Collegiate Athletic Association

DEFENSIVE STATISTICS

Player	MIAMI (Team)	Tackles			for Loss	Fumb Revd	Pass Intc	Pass BrUp
		UT	AT	Tot				
NICOLAS		1	7	8				1
BROWN		1	7	8				
* WILLIAMS		1	8	9	1			
* CHICKILLO		0	7	7	1			
FLANAGAN		2	4	6				
NELSON		2	2	4	1			
WEST		1	0	1				1
MARION		1	1	2				
* LIPPEH		2	0	2			1	
JEFFERSON		1	2	3				1
BELLINGER		2	2	4				
BOONE		2	1	3	1			
● ZAPPALA		0	1	1				
BROPHY		0	1	1				

QUARTERBACK SACKS: WILLIAMS AND CHICKILLO COMBINED FOR SACK.

INTERCEPTIONS: LIPPEH

MIAMI BLOCKED 2 FIELD GOAL ATTEMPTS AND ONE EXTRA POINT.

National Collegiate Athletic Association

DEFENSIVE STATISTICS

Player	FLORIDA STATE (Team)	Tackles				Fumb Rcvd	Pass Intc	Pass BrUp
		UT	AT	Tot	for Loss			
	HESTER	4	14	18	1			
	YOUNG	1	4	5				
	GILBERT	2	9	11				
	FUTCH	0	9	9				
*	CARREKER	0	4	4	1			
	S. McLEAN	2	3	5				
	COURSEY	3	1	4			→	1
	CLAYTON	4	2	6			→	1
*	L. HARRIS	0	4	4			→	1
	J. HARRIS	1	3	4			→	2
	ASHLEY	1	3	4				
	ROE	1	6	7				
*	J. McLEAN	0	0	0		→	1	
*	CAMPBELL	0	1	1	1			
	RENDINA	1	0	1				

QUARTERBACK SACKS: CARREKER AND CAMPBELL COMBINED FOR SACK.

INTERCEPTIONS: L. HARRIS

FUMBLE RCVD: J. McLEAN

National Collegiate Athletic Association

FINAL INDIVIDUAL STATISTICS

Univ. of Miami

Visitors

Rushing	Att.	Gain	Lost	Net	TD	Long
Roan	11	23	0	23	1	6
Hobbs	7	19	0	19	0	12
Kelly	6	6	10	(-4)	0	2
RUSH	7	23	1	22	1	9
NEAL	5	7	0	7	0	4
Totals	36	78	11	67	2	12

Passing	Att.-Comp.-Int.	Yards	TD	Long
Kelly	41-22-1	273	1	33
Totals	41-22-1	273	1	33

Pass Receiving	No.	Yards	TD	Long
Roan	2	19	0	10
Hobbs	2	6	0	7
RUSH	2	17	0	9
Dennison	3	23	0	9
Rodrigue	3	46	0	22
Bredsky	3	44	0	20
Belk	3	58	0	21
Neal	4	60	1	33
Totals	22	273	1	33

Punting	No.	Yds.	Avg.	Long
LaBelle	3	110	36.7	42
Totals	3	110	36.7	42

Field Goals	Att.	Made	Long
Miller	3	2	57
Totals	3	2	57

All Returns	Punts No.	Yds.	Kickoffs No.	Yds.	Intercepted No.	Yds.
RUSH	-	-	1	18	-	-
GOODE	1	8	1	45	-	-
BELK	-	-	-	-	-	-
Thompson	1	2	-	-	-	-
Upshaw	-	-	-	-	1	15
Johnson	-	-	-	-	-	-
Totals	2	7	3	85	1	15

Fla. State Univ.

Home

Rushing	Att.	Gain	Lost	Net	TD	Long
G. Allen	23	114	5	109	1	19
WHITING	8	27	0	27	0	11
STOCKSTILL	5	15	7	8	0	5
C. JONES	3	12	10	2	0	8
TEAM	1	0	6	(-6)	0	-
Totals	40	168	28	140	1	19

Passing	Att.-Comp.-Int.	Yards	TD	Long
Stockstill	36-21-1	173	2	20
Lowrey	1-1-0	8	0	8
Totals	37-22-1	181	2	20

Pass Receiving	No.	Yards	TD	Long
P. Williams	2	21	0	15
Childers	3	21	1	8
Mounth	3	33	0	20
Whiting	2	24	0	19
McKinon	3	22	0	11
Johnson	4	53	1	18
R. Williams	1	7	0	7
Totals	18	181	2	20

Punting	No.	Yds.	Avg.	Long
Stark	4	190	47.5	55
Totals	4	190	47.5	55

Field Goals	Att.	Made	Long
Rendina	2	0	-
Totals	2	0	-

All Returns	Punts No.	Yds.	Kickoffs No.	Yds.	Intercepted No.	Yds.
Allen, G	-	-	1	19	-	-
Allen, G	-	-	1	54	-	-
Jones	3	24	-	-	-	-
L. Harris	-	-	-	-	1	9
Totals	3	24	2	73	1	9

~~MM~~ Coaches Quotes

Bobby Bowden, Florida State

"We tried everything we could today. It was a pretty close ball game. We couldn't get a kick home and that threw us out of whack. It was a clean fought ball game. Miami was clean and tough. I'm proud of our kids. They never quit. We just ran out of time. We must have had two touchdown passes thrown out of bounds. At first the noseguard put his hand on the ball and that was the problem with our first few kicks. Then they penalized Miami but we still had some blocked. We just weren't as sharp as they were. Kelly is a great passer. We tried to blitz them but he was able to pick it up. ~~MM~~ People yell blitz all the time--if you have a great quarterback all that ~~MM~~ does is leave a receiver one on one. Kelly is outstanding. They do as fine a job coaching as anyone in the country. We were close to winning the game. We were just a few steps off."

Howard Schnellenberger, Miami

"In 23 years that I have been ~~MM~~ coaching I have never been prouder of a team. I really don't know if there is another team in the country that could have gone through what this team has gone through and then come up here and play one of the best teams in the country and come back and win. I feel sorry for Coach Bowden and his team. He has a fine team and I hope they end up in a bowl and I wish we could too. We did not come in here with the thought of that if we can't go anyplace, Florida State ~~MM~~ can't either. ~~MM~~ Before we came up here we gave our players a list of 10 things that beating Florida State meant to us. These ten things meant that we would be reaching higher (it would be ~~MM~~ the first time we were in the top 10 since 1969, it would be the second state championship in a row, It would be our fourth win this season against a bowl team) On quarterback Jim Kelly--Kelly played super. If he doesn't get All-American at the end of the year, there has been some poor selection...Florida State blitzed quite a bit but we are good at ~~MM~~ picking that thing up."