


HALL OF
FAME GAME

Ohio State *vs. Florida State*

The Official Football Program/\$2.00




Linebacker Marcus Marek

**T.B.D.B.I.T.L. —
Practice Makes Perfect**

October 2, 1982

Ohio Stadium

Scouting Florida State



The FSU defense shut down the Ohio State rushing game last year.

Last Week

Florida State brings a 2-1 record into Ohio Stadium today, claiming wins over Cincinnati (38-31) and Southern Mississippi (24-17 last week), losing only to nationally ranked Pittsburgh (37-17).

The Seminoles got by Southern Mississippi by pulling the rabbit out of the hat, scoring on a fake field goal attempt from two yards out with 5:20 left to play. FSU scored on a similar play against Ohio State in their 36-27 win over the Buckeyes last year in Columbus.

The Offense

Tailback Rickey Williams is FSU's leading rusher, gaining 270-yards in 48 attempts for a 5.6-yards per carry average in three games. He chalked up 95-yards against Southern Mississippi in 14 attempts. He has scored two touchdowns so far this year.

The Seminoles show a balanced attack, averaging 192-yards rushing and 192-yards passing per game. They gained 286-yards passing against USM, however.

Kelley Lowrey made a surprise start at quarterback last week, moving up on the depth chart to hit for 22-of-35 tosses and two touchdowns. Unfortunately, four Lowrey passes were intercepted. Prior to last week, he had

completed only two of 11 passes.

Fullback Ken Burnett is FSU's leading pass catcher, hauling in 12 for 119-yards. He totaled five receptions for 47-yards last week. He caught only three passes in his first three seasons at Florida State.

Tony Johnson was the top receiver against USM, catching nine for 166-yards last week. Johnson had only one reception to his credit in the first two games, and now averages 17.8 yards a catch.

Through the first three games, FSU is averaging 26.3 points per contest.

The Defense

The Seminoles have given up an average of 333-yards per game, 195 on the ground and 138 in the air. The opponents have averaged 4.3-yards rushing per attempt against the FSU defense.

Southern Mississippi rolled for 422-yards rushing last week, adding on 56 by passing. Obviously this is the Seminoles biggest weakness and a major trouble spot. They returned only five starters on defense this season.

Linebacker Tommy Young is FSU's leading tackler, recording 15 tackles against USM to bring his season's total to 47. Young made his first collegiate start in last year's matchup with Ohio State, marking up 16 tackles.

The defensive secondary allowed an Ohio State record 458-yards passing in last season's offensive battle between the two schools. Art Schlichter hit on 31 of 52 passes against FSU last year, but the Buckeyes managed only 38-yards rushing in the game.

The Seminoles have intercepted eight passes in three games and show three blocked punts in as many contests.

Kicking

Brian Harlowe, a freshman walk-on, saw his first action as the FSU punter last week, averaging 44.0-yards in three kicks. His best effort was a 53-yarder. Lowery had handled the punting chores prior to assuming the quarterbacking duties.

Phil Hall is the Seminoles placement specialist, showing three field goals in as many attempts. His longest was a 35-yarder. Hall has yet to miss in 10 PAT tries.

Coach's View

"We'll have very few seniors on that defense," said FSU head coach Bobby Bowden. "It's going to be predominantly sophomores and juniors. We'll probably be fighting a battle every game, scratchin' and clawin' for our lives defensively until we get these guys some experience."

Scouting OSU

The Buckeyes come off their first loss of the season, 23-20 to Stanford last Saturday in Columbus. Ohio State is now 2-1 on the year, the victories coming over Baylor (21-14) and Michigan State (31-10), the latter a league confrontation.

The largest crowd in Ohio Stadium history, 89,436, and a national television audience saw the Buckeyes fall victim to college football's premier passer in the person of John Elway. It was sweet revenge for Elway and the Stanford Cardinals, 24-19 losers to OSU in Palo Alto last season.

The Offense


After gaining 138-yards rushing in the first half against Stanford, the Buckeyes could manage only 68 the rest of the way. Tailback Tim Spencer made most of the ground noise, running for 91-yards on 26 carries to give him 288-yards for the season.

Spencer is still looking for his first long gainer in 1982, unlike 1981 when he broke free for an 82-yard touchdown gallop on the opening play of the season. To date, his longest run has been 14-yards.

Fullback Vaughn Broadnax carried six times against Stanford for 30-yards. Broadnax now shows 170-yards in 34 attempts for 1982, just 14-yards shy of his entire 1981 totals.

Quarterback Mike Tomczak hit on six of 19 passes versus the Cardinals for 71-yards. His season totals now stand at 18-for-48 for 280-yards and one touchdown. Tomczak has carried the ball 16 times for 65-yards, an average of 4.0 yards per tote.

Gary Williams pulled in two Tomczak passes last week to extend his consecutive game receiving streak to 39 games. For the year, Williams has nine receptions for 163-yards, an average of 18.1 per catch.



Cornerback Doyle Lewis breaks up a pass in last week's Stanford game.

A former high school quarterback, Williams threw his first collegiate pass against Stanford, connecting on a 63-yard toss to Cedric Anderson as the Buckeyes showed some razzle-dazzle. Williams took a lateral from Tomczak then threw a strike to Anderson, setting up an Ohio State touchdown.

The 20 points and 310-yards total offense against the Cardinals were season lows for OSU.

The Defense

With Elway bringing his aerial circus to town, there was concern over the Buckeyes' defensive secondary standing up to the task. But the job turned in by the OSU defense was more than adequate, everywhere but the scoreboard.

Unable to go deep, Elway picked his way down the field with an assortment of screens, swing passes and sideline routes.

Jerome Foster turned in another outstanding performance from his defensive tackle position, chasing Elway out of the pocket all afternoon. Foster was helped on the pass rush by Chris Riehm, who likewise was a menace to the Cardinals passing game.

Marcus Marek was perhaps the defensive player of the game, recording 20 tackles, two for losses. The senior all-American candidate leads OSU with 47 tackles on the year and is in hot pursuit of Tom Cousineau's all-time tackle total, trailing 441 to 569.

The Buckeyes are allowing the opponent an average of 312 yards per game through the first three contests, 120.6 on the ground and 191.3 by way of the pass.

Kicking

Punter Karl Edwards continues to improve, raising his season's average to 40.9 with a 43.5 average last week in four tries. Edwards booted a 63-yarder against Stanford, his best effort of the year.

Freshman Rich Spangler connected on field goals of 31 and 24-yards a week ago and has now been good on three of four tries for the season. He is a perfect nine-for-nine on point after kicks.


Jimmy Gayle returned a kickoff 57-yard versus Stanford to raise his return average to 30.3.

Coach's View

"That's (Stanford) a very disappointing loss for our football team," said OSU boss Earle Bruce. "The ones where you get beat in the last few seconds take a lot out of you. It will be interesting to see how we snap back this week."

From The Press Box

by Steve Snapp



Buckeye flanker Cedric Anderson had eight catches for 158 yards against Florida State last year. Here he gathers in an 18-yard scoring strike.

If you didn't care who won, last year's Florida State-Ohio State football game was a classic in every sense of the word. And even if you did care, you still have to admit few games in the sixty-year history of Ohio Stadium have ever been more exciting.

From a spectator's standpoint the game was sixty minutes of non-stop excitement. There was something for everyone as the two teams combined for 63 points and 992 yards. An unbelievable (especially here in Ohio Stadium) 98 passes, an amazing 56 completions for 757 yards, a blocked punt and a fake field goal—both of which resulted in touchdowns—were just some of the highlights.

It was the kind of game that would have made a fan out of the most hardened TV football widow. Even the writers in the press box were cheering, ignoring the NCAA mandate that prohibits such antics. Noted one Florida State pundit who had covered the college beat for almost as many years as this old horseshoe has been standing, "This is the kind of game that you should be thrown out of the press box if you **don't** cheer."

When it was all said and done, the visiting Seminoles had ambushed the host Buckeyes by a 36-27 count. OSU Coach Earle Bruce and his troops fought valiantly, but like Custer and

his famed 7th, the Buckeyes lost their scalps that day.

Countless records fell that bright autumn afternoon. Among the more notable were 458 passing yards by OSU quarterback Art Schlichter and the 13 receptions that Buckeye split end Gary Williams gathered in.

Besides setting a single-game yardage mark, Schlichter also eclipsed the existing school standards for pass attempts (52), pass completions (31) and total offense (412 yards). Williams turned his reception total into a record 220 yards, one of those a 52-yard scoring strike.

The Seminoles had their share of heroes too. Quarterback Rick Stockstill, a transplanted Ohioan, did his Buckeye brothers dirty by completing 25 of 41 passes for 299 yards and two touchdowns. Running back Mike Whiting caught nine of those passes for 74 yards, while flanker Dennis McKinnon snatched five for 107 yards.

The aerial duel was something to behold. It was a dogfight worthy of Eddie Rickenbacker and The Red Baron. Time and again Schlichter would hook up with Williams, or flanker Cedric Anderson, or tight end John Frank for a big gainer, the football floating almost majestically downfield and into a pair of waiting hands. Time and again Stockstill would answer

by connecting with one of his talented receivers. Back and forth, up and down the field marched, no make that flew, the two teams.

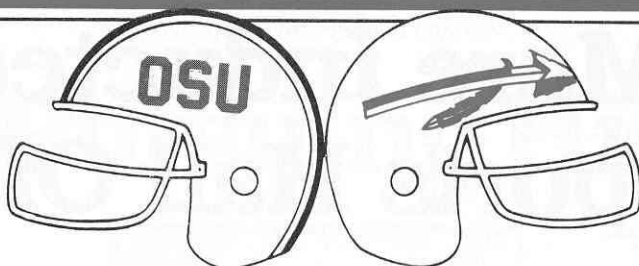

One of the biggest surprises of the day were the rushing statistics. FSU tallied 197 yards on the ground, OSU just 38. The latter is easily explained: the Seminoles committed eight, nine and sometimes 10 men to stopping the OSU ground game. They accomplished their mission, but in the process allowed the Buckeyes to rule the skies.

Even though the game was basically an offensive show, several defenders distinguished themselves. OSU linebacker Marcus Marek had a game high 19 tackles and Glen Cobb had 16. For the Seminoles, linebacker Tommy Young had 16 stops and Jessie Hester sacrificed his body to block an OSU punt and then carried it into the end zone.

No doubt about it, the first ever meeting between Florida State and Ohio State was one to remember. It is probably safe to surmise that none of the 87,158 fans on hand felt cheated as they left the stadium that afternoon. In years to come the 1981 FSU-OSU game will rank right up there with any ever played in Columbus. I, for one, am glad to have had the opportunity to have witnessed it.

When Last We Met OSU vs. Florida State

by Bob Whitman



Bob Whitman is a
Columbus Citizen-Journal
Sports Writer

Bowden's Gambles Paid Off

In the Florida State press guide this season, the opening graphics feature a quarter of a page flap with a quote by Seminole coach Bobby Bowden.

"I'm honest when I say we'll have to throw the ball more than any year since I've been here. We'll have to gamble, though that is not my style. But those are the things it's gonna take to win."

How fitting!

How much that sounded like his parting comments in Columbus last fall after Florida State defeated Ohio State, 36-27, in the first-ever meeting between the two schools.

"We had to go for broke, we were going to throw it (the ball) every down if we had to. I told our players before the game that we could win, but honestly I was not sure."

And this statement about Bowden not being a gambler should be clarified, too.

A couple of heroic plays by the Florida State specialty teams, one of them a gamble, changed the complexion of the football game. Ron Hester returned a blocked punt 35 yards for a touchdown to give FSU a 10-7 lead, and then Kelly Lowrey ran five yards on a bootleg off a fake field goal to put the Seminoles back ahead 17-13.

Gambles like that paid off.

Still, there was truth in the words of Bowden as echoed by his quarterback Rick Stockstill: "We were going to throw until they took it away from us."

It was a day when the ball filled the air.

Ohio State's Art Schlichter and Gary Williams set records with the passing game. Schlichter was 31 of 52 for 458 yards and two touchdowns. He broke a 29-year record for passing set in 1952 by John Borton. Williams caught 13 passes for 220 yards to break a shared record of Bob Grives (1952) and Bill Anders (1966) for receptions and Grimes' record for yards.

Stockstill was nearly as productive. He passed 41 times, completed 25 for 299 yards and two touchdowns. He did not throw an interception. He threw mainly safe passes.

"As the game went on, our game plan of throwing under the coverage worked so well, our confidence just built," Bowden said.

The offensive totals were amazing, 51 total first downs and 992 yards, 496 yards for each team.

But as is usually the case, one or two great defensive maneuvers changed the course of the game. In this game there were four great defensive plays, all on

the same series.

With 4½ minutes left in the third quarter, Ohio State had a first and goal at the two. A gimme. Not really. Florida State forged a mighty goalline stand that was the game's turning point. The Seminoles then drove for a touchdown that gave them a 36-21 lead heading into the final period.

Even before the game Bowden thought Ohio State was prime for an upset. The Seminoles were on a rugged four-game road trip that included stops to Nebraska, Ohio State, Notre Dame and Pittsburgh. They lost to Nebraska 34-14 and had a week off, giving them two weeks to prepare for the Buckeyes.

"They were prime, Ohio State was 3-0 and playing at home after a big win at Stanford. When they saw that Nebraska film, they couldn't have thought we were very good."

But Florida State surprised the Buckeyes. On this day the Seminoles were very good, considering they took the heart right out of OSU's offensive attack by holding the Buckeyes to 38 yards on the ground.

"I can't remember a day when Ohio State rushed only 31 times for 38 yards and passed 52 times for 31 completions," Bruce said.

Pregame Statistics

OHIO STATE, Record 2-1

Coach: Earle Bruce, 10-Year Rcd. 77-41

FLORIDA STATE, Record 2-1

Coach: Bobby Bowden, 19-Year Rcd. 125-52

1982 Results

OSU 21	Baylor	14
OSU 31	at Michigan State	10
OSU 20	Stanford	23
Oct. 2	Florida State	
Oct. 9	Wisconsin	
Oct. 16	at Illinois	
Oct. 23	at Indiana	
Oct. 30	Purdue	
Nov. 6	Minnesota	
Nov. 13	at Northwestern	
Nov. 20	Michigan	

1982 Results

FSU 38	Cincinnati	31
FSU 24	Pittsburgh	37
FSU 24	S. Mississippi	17
Oct. 2	at Ohio State	
Oct. 9	Southern Illinois	
Oct. 16	East Carolina	
Oct. 30	at Miami	
Nov. 6	at South Carolina	
Nov. 13	Louisville	
Nov. 20	at Louisiana State	
Dec. 4	Florida	

Top Individuals

RUSHING	ATT.	YDS.	AVG.	TD	LG	
Tim Spencer	77	288	3.7	2	14	
Vaughn Broadnax	34	170	5.0	4	22	
Jimmy Gayle	29	97	3.3	0	26	
RECEIVING	NO.	YDS.	AVG.	TD	LG	
Gary Williams	9	163	18.1	1	42	
Cedric Anderson	4	96	24.0	0	63	
John Frank	2	42	21.0	0	24	
PUNTING	NO.	YDS.	AVG.	LG	BL	
Karl Edwards	14	573	40.9	63	1	
PASSING	ATT.	COMP.	INT.	PCT.	TD	YDS.
Mike Tomczak	48	18	7	.375	1	280
Gary Williams	1	1	0	1.000	0	63
TACKLES	SOLO	ASST.	TOTAL	LOSS		
Marcus Marek	13	34	47	2		
Glen Cobb	12	28	40	1		
Jerome Foster	11	11	22	5		
Spencer Nelms	6	21	27	2		

RUSHING	ATT.	YDS.	AVG.	TD	LG	
Ricky Williams	48	270	5.6	2	30	
Greg Allen	39	163	4.2	4	20	
Ken Burnett	19	73	3.8	0	15	
RECEIVING	NO.	YDS.	AVG.	TD	LG	
Ken Burnett	12	119	9.9	1	24	
Tony Johnson	10	178	17.8	1	24	
Zeke Mowatt	8	97	12.1	1	25	
PUNTING	NO.	YDS.	AVG.	LG	BL	
Kelly Lowrey	7	261	37.3	56	0	
Brian Harlowe	3	132	44.0	53	0	
PASSING	ATT.	COMP.	INT.	PCT.	TD	YDS.
Blair Williams	39	23	3	.590	1	257
Kelly Lowrey	46	25	4	.543	2	320
Cedrick Jones	1	0	1	.000	0	0
Eric Thomas	1	0	0	.000	0	0

TEAM STATISTICS

OSU	OPP	FSU	OPP
218.6	120.6	192.0	195.0
114.3	191.3	192.0	138.0
333.0	312.0	384.0	333.0
49/19/7	112/50/7	87/48/8	66/34/3
15/38.2	17/43.1	11/34.8	16/36.7

SCORING BY QUARTERS

	1	2	3	4	—Total		1	2	3	4	—Total
Ohio State	13	24	0	35	72	Florida State	31	24	10	14	79
Opponents	7	7	23	10	47	Opponents	17	28	21	19	85

When Ohio State has the ball

OSU Offense


89	John Frank	TE
70	Bill Roberts	LT
74	Scott Zaleski	LG
53	Craig Pack	C
72	Joe Lukens	RG
67	Joe Smith	RT
44	Gary Williams	SE
15	Mike Tomczak	QB
46	Tim Spencer	TB
38	Vaughn Broadnax	FB
22	Cedric Anderson	FL

Florida State Defense

90	Allen Dale Campbell	RE
98	Brad Fojtik	RT
85	David Ponder	NG
76	Alphonso Carreker	LT
47	Brian Williams	LE
54	Tommy Young	LB
38	Ken Roe	LB
24	Harvey Clayton	CB
30	Larry Harris	SS
43	Brian McCrary	WS
40	Gary Henry	CB

(For a more detailed listing of the entire 1982 Buckeye team, turn back to the preceding page.)

COCA-COLA OF C



When Florida State has the ball

Florida State Offense

82	Tony Johnson	WR
72	Jim Thompson	OT
63	Ricky Render	OG
69	Tom McCormick	C
64	Jamie Dukes	OG
78	Terry Widner	OT
81	Zeke Mowatt	TE
12	Kelly Lowrey	QB
44	Ricky Williams	TB
20	Ken Burnett	FB
4	Jessie Hester	WR

OSU Defense

37	Orlando Lowry	OLB
55	Jerome Foster	LT
54	Spencer Nelms	MG
93	Chris Riehm	RT
11	Curt Curtis	OLB
35	Glen Cobb	ILB
36	Marcus Marek	ILB
12	Garcia Lane	CB
23	Doyle Lewis	CB
27	Doug Hill	ROV
4	Kelvin Bell	S

(For a more detailed listing of the entire 1982 Seminole team, turn to the following page.)

OF OHIO/COLUMBUS

Sit!

Coca-Cola


Trade-mark ®

The 1982 Florida State Seminoles




Dr. Bernard F. Sliger
President

C.W. "Hootie" Ingram
Athletic Director




Dr. Jim Jones
Faculty Representative




Bobby Bowden
Head Coach




31 Billy Allen
Tailback



26 Greg Allen
Fullback




20 Ken Burnett
Fullback




90 Allen Campbell
End



76 Alphonso Carreker
Tackle




24 Harvey Clayton
Cornerback




9 Warren Hanna
Cornerback



30 Larry Harris
Safety




40 Gary Henry
Safety




4 Jessie Hester
Split End


The 1982 Florida State Seminoles




82 Tony Johnson
Flanker




69 Tom McCormick
Center




43 Brian McCrary
Safety




6 Dennis McKinnon
Flanker




86 John McLean
Def. Tackle




71 Bob Merson
Guard




19 Pat Milligan
Safety




81 Zeke Mowatt
Tight End




85 David Ponder
Tackle




63 Ricky Render
Guard



7 Mike Rendina
Kicker




52 Sam Restivo
Center




38 Ken Roe
Linebacker




62 Eric Ryan
Tackle




58 Henry Taylor
Linebacker




1 Eric Thomas
Quarterback




18 Weegie Thompson
Split End



14 Blair Williams
Quarterback



44 Ricky Williams
Tailback



54 Tommy Young
Linebacker

View From Across The Field

by Lisa Morton

We're glad to be back. For us, Ohio Stadium is full of good memories from a fall day last year when we surprised the college football world with a 35-27 victory here. But you'll be seeing a much different team today than the one that you witnessed sneak up on your beloved Buckeyes.

A lot has happened to this FSU team since that autumn day. A year ago, FSU was in the middle of its Octoberfest, a much-publicized five game road stretch that took the Tallahassee school into such places as Lincoln, Columbus, South Bend, Pittsburgh and Baton Rouge.

After leaving Columbus, the Seminoles went on to upset Notre Dame the following week and Florida State found itself at the top of the college football world. After the road stretch, it owned a 6-2 record.


Then back in the safe confines of Doak Campbell Stadium, FSU just plain flat ran out of gas. The season ended on a disappointing note with a 6-5 record.

This 1982 Seminole team spells youth and inexperience, still not seasoned to compete with the great Orange Bowl teams of 1979 and 80. But it's on its way—look closely at the Seminole two-deep and you'll notice nine freshmen and another 10 sophomores' names penciled in.

FSU head coach Bobby Bowden has noted that rebuilding is a part of college football and with the exception of a few football schools, everyone is going to go through a down period.

"It's a four-year cycle," he says. "You build up to a peak, your kids graduate and then you start again. You build, they graduate, you start again. And in the process, you go through different stages. You might have a few productive years but you know that a lean year is gonna come too."

Bowden hopes that lean year was 1981. The Seminole program may be coming along to his liking. An opening win (38-31) over a tough Cincinnati team got out the pre-season jitters while the following week Bowden's troops had Pitt at a 17-17 halftime tie before a monsoon in Tallahassee completely turned the game around. (As of this writing the Seminoles have not yet played Southern Mississippi).



Ricky Williams #44

The team that Bowden is engineering is one with an explosive offense. For the first time in two years, the Seminole quarterbacks all have loaded rifles at the end of their elbows. Graduated Rick Stockstill, who threw for 299 yards here a year ago, was not noted for a strong arm.

Expect to see any one of three faces taking FSU's snaps. Bowden will probably start senior Blair Williams, who is the most rocket-armed of the three signal callers. Junior Kelly Lowrey, who also sees duty as a punter, went much of the way against Pittsburgh and ran the option well. The third candidate is soph Eric Thomas, who seems to be a combination of the other two minus experience. With a stable of deep-threat wide receivers that includes senior Dennis McKinnon, junior Tony Johnson and a pair of former Parade All-Americans in Jessie Hester and Hassan Jones, don't be surprised to see a few long ones completed.

The Seminoles' running attack is just as good. One player whom you weren't introduced to last year is sophomore Greg Allen. He went on to start the last five contests and broke two NCAA records along the way, finishing the season with 888 yards. Allen will be in the backfield plenty today, but the starter will be senior Ricky Williams, a slashing runner who coaches can't seem to keep out of the lineup even with Allen's presence. Williams led the running attack in the first two games, including an 83-yard performance against a tough Pitt defense.

Florida State's defense, which gave up half of that humongous 992 yards in total offense accumulated by these two squads last year, is a much more experienced unit. Although it gave up 68 points in 1982's first two games, 28 of those points can be blamed on the FSU offense and kicking game.

Most of OSU's offense last year (412 yards) came from the passing game when graduated quarterback Art Schlichter easily dissected the FSU secondary—a unit that had never played together. Don't expect to see that happen again since experience has corrected much of that. Two-year starter and cornerback Harvey Clayton, the only four-year senior on the defense, is the glue that holds the secondary together.

Up front, Columbus native Alphonso Carreker is the only two-year starter on a much younger unit. He anchors the line along with converted nose-guard David Ponder and a trio of first-time starters at the other three slots.

The linebacking corps are small but tough and experienced. Junior Ken Roe and senior Tommy Young should draw the starting assignments but expect to see a third player, #13 Kim Mack, in the game when FSU switches to its flex defense.

As solid as the kicking game was a year ago, it is as unstable in 1982. Gone is Rohn Stark and his 46-yard average to join Schlichter on the Baltimore Colts. In place of him the Seminoles have been using quarterback Lowrey and two walk-ons. The placement chores have also been shared due to an injury. Mike Rendina, who kicked a 52-yarder here last year, came to fall camp with a hip pull and hasn't fully recovered his full range. In his place, walk-on Phil Hall has been perfect in field goals and extra points but his range can't cover Rendina's absence.

"We're young and we're learning every week," says Bowden. "We've still got a tough schedule but we have the potential to be a good team. One of these days all of these youngsters are gonna grow up and we'll be a team to reckon with."

Look for plenty of offense from Florida State today but also look for a better defensive effort from the Seminoles. There is one element, incidently, that the Seminoles won't have this year. There won't be any surprises. Ohio State found out last year who Florida State was.

Lisa Morton is Assistant Sports Information Director at Florida State University.



FLORIDA STATE UNIVERSITY

113 WILDWOOD • TALLAHASSEE FL 32306 • 904-644-4038

WAYNE HOGAN, DIRECTOR
904/893-3733 - home
LISA MORTON, ASSISTANT
DAN PEARSON, ASSISTANT

September 26, 1982

THE GAME

SEMINOLES vs. BUCKEYES: Florida State (2-1) plays on the road for the second straight week, taking on Ohio State (2-1) Saturday, October 2.

SITE: Ohio Stadium, Columbus, Ohio (83,112).

KICKOFF: 1:30 p.m. EDT.

ATTENDANCE: Count on a sellout. It'll be the 86th consecutive one for the Buckeyes in Columbus.

GAME COVERAGE

TELEVISION: Barring a network appearance, the FSU-Ohio State game will be telecast back to Tallahassee via WECA-TV (Channel 27). Tom Mees, of ESPN fame, will call the play-by-play, while ex-Seminole wide receiver Barry Smith handles the color. Mees is a former sports director at WECA in Tallahassee before he moved on to ESPN in 1979. Smith will be doing the color commentary for the second time this week. He played for Florida State from 1970-72 and still holds several FSU receiving records. The duo teamed up for the first time in last week's Florida State-Southern Mississippi game -- a game which was beamed back on WCTV in Tallahassee.

RADIO: The ever-present Gene Deckerhoff will call the plays over the 61-station Seminole radio network which blankets the southeastern United States. Deckerhoff, in his fourth season as the FSU play-by-play announcer, is joined at the mike by another ex-Seminole, Vic Prinzi. Prinzi was an FSU quarterback in the late 50's but is perhaps better known nowadays as longtime friend and confidant of Burt Reynolds. Prinzi and Reynolds were roommates while both were playing for the Seminoles.

WTVN in Columbus serves as the flagship for the 45-station Buckeye network which covers the midwest. Chuck Underwood calls the play-by-play with Bob Corners handling the color commentary.

SCHEDULES AND RESULTS

	Florida State	(2-1)	Ohio State	(2-1)
Sept. 4	38 Cincinnati	31.....	Open	
Sept. 11	Open21	Baylor	14
Sept. 18	17 Pittsburgh	37.....31	at Michigan State	10
Sept. 25	24 at Southern Mississippi	17.....20	Stanford	23
Oct. 2	at Ohio State.....		Florida State	
Oct. 9	Southern Illinois.....		Wisconsin	
Oct. 16	East Carolina.....		at Illinois	
Oct. 23	Open.....		at Indiana	
Oct. 30	at Miami (Fla.).....		Purdue	
Nov. 6	at South Carolina.....		Minnesota	
Nov. 13	Louisville.....		at Northwestern	
Nov. 20	at Louisiana State.....		Michigan	
Nov. 27	Open.....			
Dec. 4	Florida.....			

THE HISTORY BOOK

LAST WEEK: Florida State gained a measure of revenge by beating Southern Mississippi 24-17 in Hattiesburg. The Golden Eagles had embarrassed the Seminoles last season 58-14 in Tallahassee. With junior Kelly Lowrey at quarterback, Florida State came out throwing the football. Lowrey completed 22-of-33 passes for 286 yards and a pair of touchdowns. But it was his two-yard run on a fake field goal that provided the winning margin. The victory by FSU came despite an heroic performance by Southern Mississippi's Sam DeJarnette, who rushed for 304 yards in 43 carries. The Seminole defense, keying on quarterback Reggie Collier, limited him to just 58 yards in 16 tries. He also completed just seven-of-17 passes for 56 yards.

Just as the pass was the savior for Florida State, it was the kiss of death for Ohio State. Stanford's John Elway put on a veritable passing exhibition, completing 35-of-63 passes for 407 yards. It was his 18-yard aerial to Emile Harry with just 34 seconds left on the clock that gave the Cardinals their upset victory. The game was played before the national television audience. The Buckeyes seemed to have the game in the bag, leading 20-16 with less than two minutes remaining. But Mike Tomczak's pass into the Stanford end zone was intercepted, setting up a gallant 80-yard Stanford scoring drive in the final moments.

LAST YEAR: Florida State became one of the few team's to beat Ohio State in Columbus -- especially in its first trip there. Just when it looked like doom was setting in concerning the Seminoles murderous road schedule, Rick Stockstill passed for 299 yards to lead FSU to a resounding 36-27 upset victory over the Buckeyes. A touchdown pass from Stockstill to Tony Johnson late in the first half and another to Sam Childers early in the third quarter gave the Seminoles a 30-21 advantage and a lead they would never relinquish. The victory by Florida State came despite a great performance by Ohio State's Art Schlichter, who completed 31-of-52 passes against the Seminoles for 458 yards. The FSU victory came following a 34-14 loss at Nebraska and the week before the Seminoles' 19-13 conquest of Notre Dame at South Bend.

FUTURE MEETINGS: Looks like this will be the last game between the Seminoles and Buckeyes for awhile. No games are scheduled between the two at least through the 1985 season.

THE COACHES

FLORIDA STATE'S BOBBY BOWDEN continues to build an amazing record as a head football coach. Last week's victory pushed his FSU total to 52-20, a cool .722 winning percentage since coming to Tallahassee in 1976. His overall coaching record in three stops is a phenomenal 125-52. That two is better than 70 percent, figuring to a .706 winning tally. Bowden has taken the Seminoles to three bowl games (1977 Tangerine and 1980 and '81 Orange) and has twice been named National Coach of the Year. Bowden compiled a 31-6 record at Samford (1959-62) and was 42-26 while at West Virginia (1970-75). He served as an assistant coach at Florida State under Bill Peterson during the early '60's.

OHIO STATE'S EARLE BRUCE is in his fourth season in Columbus. He enters this week's contest with a 31-7 mark as the Buckeyes' head coach. This is Bruce's 11th year as a head man. He was 10-2 in 1972 at the University of Tampa. From there he went on to Iowa State and in six seasons there, compiled a 36-32 record. He was named the head coach at Ohio State in 1979, replacing the legendary Woody Hayes. Bruce has led the Buckeyes to Big 10 championships in 1979 and 1981 with a near-miss in 1980. Ohio State has played in a bowl all three years under Bruce. He too was named National Coach of the Year -- that honor coming in 1979 after OSU posted a perfect 11-0 record only to lose by a point in the Rose Bowl. Much like Bowden at Florida State, Bruce had served a tenure as an assistant at Ohio State in the 60's. During his first stay there, the Buckeyes won three Big 10 titles, a national title and played in two Rose Bowls.

BOWDEN vs. OHIO STATE: He is 1-0 with last year's victory coming in his only game against the Buckeyes.

BRUCE vs. FLORIDA STATE: Same deal. He's 0-1.

THE HISTORY BOOK

LAST WEEK: Florida State gained a measure of revenge by beating Southern Mississippi 24-17 in Hattiesburg. The Golden Eagles had embarrassed the Seminoles last season 58-14 in Tallahassee. With junior Kelly Lowrey at quarterback, Florida State came out throwing the football. Lowrey completed 22-of-33 passes for 286 yards and a pair of touchdowns. But it was his two-yard run on a fake field goal that provided the winning margin. The victory by FSU came despite an heroic performance by Southern Mississippi's Sam DeJarnette, who rushed for 304 yards in 43 carries. The Seminole defense, keying on quarterback Reggie Collier, limited him to just 58 yards in 16 tries. He also completed just seven-of-17 passes for 56 yards.

Just as the pass was the savior for Florida State, it was the kiss of death for Ohio State. Stanford's John Elway put on a veritable passing exhibition, completing 35-of-63 passes for 407 yards. It was his 18-yard aerial to Emile Harry with just 34 seconds left on the clock that gave the Cardinals their upset victory. The game was played before the national television audience. The Buckeyes seemed to have the game in the bag, leading 20-16 with less than two minutes remaining. But Mike Tomczak's pass into the Stanford end zone was intercepted, setting up a gallant 80-yard Stanford scoring drive in the final moments.

LAST YEAR: Florida State became one of the few team's to beat Ohio State in Columbus -- especially in its first trip there. Just when it looked like doom was setting in concerning the Seminoles murderous road schedule, Rick Stockstill passed for 299 yards to lead FSU to a resounding 36-27 upset victory over the Buckeyes. A touchdown pass from Stockstill to Tony Johnson late in the first half and another to Sam Childers early in the third quarter gave the Seminoles a 30-21 advantage and a lead they would never relinquish. The victory by Florida State came despite a great performance by Ohio State's Art Schlichter, who completed 31-of-52 passes against the Seminoles for 458 yards. The FSU victory came following a 34-14 loss at Nebraska and the week before the Seminoles' 19-13 conquest of Notre Dame at South Bend.

FUTURE MEETINGS: Looks like this will be the last game between the Seminoles and Buckeyes for awhile. No games are scheduled between the two at least through the 1985 season.

THE COACHES

FLORIDA STATE'S BOBBY BOWDEN continues to build an amazing record as a head football coach. Last week's victory pushed his FSU total to 52-20, a cool .722 winning percentage since coming to Tallahassee in 1976. His overall coaching record in three stops is a phenomenal 125-52. That two is better than 70 percent, figuring to a .706 winning tally. Bowden has taken the Seminoles to three bowl games (1977 Tangerine and 1980 and '81 Orange) and has twice been named National Coach of the Year. Bowden compiled a 31-6 record at Samford (1959-62) and was 42-26 while at West Virginia (1970-75). He served as an assistant coach at Florida State under Bill Peterson during the early '60's.

OHIO STATE'S EARLE BRUCE is in his fourth season in Columbus. He enters this week's contest with a 31-7 mark as the Buckeyes' head coach. This is Bruce's 11th year as a head man. He was 10-2 in 1972 at the University of Tampa. From there he went on to Iowa State and in six seasons there, compiled a 36-32 record. He was named the head coach at Ohio State in 1979, replacing the legendary Woody Hayes. Bruce has led the Buckeyes to Big 10 championships in 1979 and 1981 with a near-miss in 1980. Ohio State has played in a bowl all three years under Bruce. He too was named National Coach of the Year -- that honor coming in 1979 after OSU posted a perfect 11-0 record only to lose by a point in the Rose Bowl. Much like Bowden at Florida State, Bruce had served a tenure as an assistant at Ohio State in the 60's. During his first stay there, the Buckeyes won three Big 10 titles, a national title and played in two Rose Bowls.

BOWDEN vs. OHIO STATE: He is 1-0 with last year's victory coming in his only game against the Buckeyes.

BRUCE vs. FLORIDA STATE: Same deal. He's 0-1.

PETERSON AND BRUCE: Ex-Florida State coach and color announcer Bill Peterson had Ohio State coach Earle Bruce as an assistant coach at Mansfield, Ohio High School in the 1950's. Peterson is now the Athletic Director at the University of Central Florida.

HARLOWE COMES THROUGH: Brian Harlowe, a freshman walkon from Brandon, Fla., was called on to punt for the first time last week and responded with a 44-yard average. He also had a press-packed 53-yarder when FSU was pinned deep in its own territory with just over two minutes left in the game.

PLAYERS TALK

Noseguard David Ponder: "Southern Mississippi was a great win for us but we're really looking forward to Ohio State next week. It will be a great challenge to try and beat them for a second year in a row at Columbus. It will also be extra hard since they will have revenge, as well as Saturday's loss to Stanford on their minds. I think we can win and we will be ready to do just that."

Linebacker Prince Matt: "Ohio State is a super team. It will be an extremely difficult game. I was impressed watching their young quarterback. For a guy starting his first year at a place like Ohio State, he seems to have a lot of poise. I look for a wide open type of game."

Quarterback Kelly Lowrey: "Starting the game against Southern Mississippi was a great feeling, and I was glad I was able to contribute to the victory. I made a lot of mistakes though or else we might have won by a much larger margin. I realize the battle for the starting quarterback job is not over. I just want to play and help the team anyway I can. Ohio State is a good football team. It will be difficult to find a weakness in their defense because they are so talented. They have an exceptional set of linebackers that do so many things well."

Linebacker Tommy Young: "OSU has a great offense. I think the key to the game will be to put a lot of pressure on their quarterback and at the same time keep their tailback from breaking any long runs. Tim Spencer is an excellent runner and he has the same ability to break the long run that Collier (Southern Mississippi's quarterback Reggie Collier) has."

BOWDEN TALKS

Bowden on the Southern Mississippi game: "It was a big win. A win is a win and beating them in Hattiesburg is especially satisfying. We told our players before the game that we had to have this one."

Bowden on his quarterbacks: "People thought we may use Kelly Lowrey as a surprise to open against Southern Mississippi. They were right, but they really guessed wrong. Everyone thought we were going to run the option. That's what Southern Miss thought too. So we told 'ol Kelly to go out there and throw the ball. That confused 'em."

"I don't know who our quarterback is. You could see Blair Williams next week. The job is up for grabs. I'm not telling who is gonna start."

About the offense: "We're not too bad when we protect our passer and can catch the ball consistently. I think our offensive line is doing a heck of a job. We're playing some freshmen in there, you know. Of course Jamie Dukes is a starter but against Southern Mississippi we had about two others in there at different times."

"We're going to score some points. We've got great skill at the receivers and running back positions. Now we look like we can get the ball to those receivers and we've got a line that can open some holes for our runners."

About returning to Columbus: "We're going to catch them mad now. Ohhhh are we going to catch them mad. I wish they would have beaten Stanford and maybe we could have caught them over-confident."

About the Ohio State offense: "It's as good as last year's I think. They have a quarterback now who has a different style than Schlichter and he'll run the ball on you. But they've got those big offensive linemen who will wear you down. Their offense plays good enough to win. It's a ball control offense."

About the Ohio State defense: "It looks like it's much improved. Now John Elway (Stanford QB) will get some yards on you like he did last week, but overall I think it's improved over what we saw last year."

PLAYERS TO WATCH

FLORIDA STATE

#12 Kelly Lowrey, QB, 6-1, 225, Jr., Lake City, Fla.--it's a pretty good bet that this young man will get the starting call at quarterback vs. Ohio State... was a surprise starter vs. Southern Mississippi...responded with a 22-35 passing performance for 286 yards and two touchdowns...was also responsible for FSU's third touchdown when he took a snap for a field goal attempt and ran it in the end zone for six...also played much against Pitt and engineered one 75 yard touchdown drive...he was just 2-10 in passing in that game after a rainstorm drowned Tallahassee...

#82 Tony Johnson, WR, 6-1, 180, Jr., Dothan, Ala.--Seminoles' most consistent receiver...snagged nine passes vs. Southern Mississippi for 166 yards, the eighth best passing yardage game by an FSU receiver...had just one catch prior to the USM game, that one a 12-yard touchdown reception vs. Cincinnati...had 13 catches a year ago, three for touchdowns...one of those came against Ohio State...that pass was a 13 yarder and gave the Seminoles a 23-21 halftime lead...now has caught 24 career passes...

#44 Ricky Williams, TB, 5-10, 170, Sr., Griffin, Ga.--has led FSU's ground game in all three contests...hasn't eclipsed the 100 yard mark but has rushed for 92, 83 and 95 yards, respectively, in those games for an average of 90 per game...average per tote is a fine 5.6 yards...has two touchdowns...has rushed for over 1,000 yards in his four-year career...has two 100 yard games in his career plus a 99-yard performance vs. Oklahoma in the 1980 Orange Bowl...

#54 Tommy Young, LB, 6-0, 210, Sr., Lake City, Fla.--is FSU's top tackler in 1982...against Southern Mississippi, had 13 solo tackles and two assists for a total of 15...that brought his three-game mark to 47...has one quarterback sack... Young was not in a first string position until the week before the season opener... he was a part-time starter last season and was named Southeastern Lineman of the Week twice by ASSOCIATED PRESS...one of those performances came against Ohio State when he had 16 tackles...

#76 Alphonso Carreker, DT, 6-6, 250, Jr., Columbus, Ohio--returns to his hometown to play the Buckeyes...finally coming into his own and developing consistency as a tackle...had good game against Southern Miss, making four tackles...two of those were crucial quarterback sacks...presently fourth on the squad in tackles with 22...has three sacks on the season, another tackle behind the line of scrimmage and a blocked kick...

OHIO STATE

#44 Gary Williams, SE, 6-2, 210, Sr., Wilmington, Ohio--FSU players and coaches remember this youngster from last year when he caught 13 passes for 229 yards, both FSU records for opponent performances...in 1982 has nine catches...vs. Stanford, he caught just two for 30 yards...hauled in four passes for 81 yards and a touchdown against Michigan State...his 123 career receptions is more than any other OSU player in history...has over 2,200 career passing yards...has caught a pass in 39 straight games (including three bowl games) and if he catches a pass in all the remaining OSU games, could challenge the NCAA record of 47 consecutive games catching a pass...

#46 Tim Spencer, TB, 6-1, 210, Sr., St. Clairsville, Fla.--Buckeye's leading rusher with 317 yards in three games...ran for 91 yards on 26 carries vs. Stanford but big game came vs. Baylor when he had 147 yards in 30 carries...has scored twice...ran for over 1,200 yards a year ago, 63 yards vs. Florida State...second in Big Ten rushing with the 101 yards per game average in 1981...

#36 Marcus Marek, LB, 6-2, 225, Sr., Masury, Ohio--has 47 tackles on the season and two interceptions...vs. Stanford had eight solo tackles and 12 assists for a total of 20...two were for losses totaling 10 yards...second all-time tackle leader at OSU behind Cleveland Brown Tom Cousineau...second team All-American selection the past two years...has not missed a game in four years although he did not start until the fourth game of his freshman year...

FLORIDA STATE PROBABLE DEPTH CHART

OFFENSE

WR--82 Tony Johnson	(6- 1, 180, Jr.)	3 Hassan Jones	(6- 2, 195, Fr.)
OT--72 Jim Thompson	(6- 6, 225, So.)	60 John Ionata	(6- 4, 265, Fr.)
OG--63 Ricky Render	(6- 4, 250, Jr.)	66 Parrish Barwick	(6- 0, 270, Fr.)
C--69 Tom McCormick	(6- 2, 230, Jr.)	52 Sam Restivo	(6- 1, 245, Jr.)
OG--64 Jamie Dukes	(6- 1, 270, Fr.)	51 Stan Gavin	(5-11, 250, Fr.)
OT--78 Terry Widner	(6- 4, 265, Jr.)	62 Eric Ryan	(6- 4, 270, Sr.)
TE--81 Zeke Mowatt	(6- 4, 240, Sr.)	89 Tom Wheeler	(6- 2, 220, Jr.)
QB--12 Kelly Lowrey	(6- 1, 225, Jr.)	14 Blair Williams	(6- 1, 195, Sr.)
TB--44 Ricky Williams	(5-11, 170, Sr.)	26 Greg Allen	(5-11, 200, So.)
FB--20 Ken Burnett	(5-11, 195, Sr.)	41 Cedric Jones	(5-10, 195, So.)
WR-- 4 Jessie Hester	(5-11, 175, So.)	6 Dennis McKinnon	(6- 2, 185, Sr.)

DEFENSE

RE--90 Allen Dale Campbell	(6- 4, 240, Jr.)	65 Darryl Gray	(6- 1, 235, So.)
RT--98 Brad Fojtik	(6- 5, 240, Jr.)	79 Gerald Nichols	(6- 3, 240, Fr.)
NG--85 David Ponder	(6- 3, 250, Jr.)	45 Isaac Williams	(6- 2, 235, Fr.)
LT--76 Alphonso Carreker	(6- 6, 250, Jr.)	51 Richard Cullifer	(6- 2, 230, Fr.)
LE--47 Brian Williams	(6- 0, 210, So.)	86 John McLean	(6- 3, 220, Jr.)
LB--54 Tommy Young	(6- 0, 210, Sr.)	48 Prince Matt	(5-10, 190, So.)
LB--38 Ken Roe	(6- 1, 210, Jr.)	59 Scott Merson	(5-11, 205, So.)
CB--24 Harvey Clayton	(5- 9, 170, Sr.)	28 Rocky Kinsey	(5- 9, 170, Fr.)
SS--30 Larry Harris	(6- 1, 200, Jr.)	19 Pat Milligan	(6- 1, 165, Jr.)
WS--43 Brian McCrary	(5-11, 170, So.)	5 Joe Wessel	(6- 0, 185, Jr.)
CB--40 Gary Henry	(6- 1, 185, Sr.)	23 Tracy Ashley	(5-10, 185, So.)

SPECIALISTS

Snaps--52 Sam Restivo (6-1, 245, Jr.)
Punts--29 Brian Harlowe (6-0, 175, Fr.)
Placements--22 Phil Hall (5-11, 160, So.) or 7 Mike Rendina (5-10, 185, So.)
Kickoffs---- 7 Mike Rendina (5-10, 185, So.)
Holding-----12 Kelly Lowrey (6- 1, 225, Jr.)
Punt Returns--41 Cedric Jones (5-10, 195, So.)
KO Returns----26 Greg Allen (5-11, 200, So.), 31 Billy Allen (6-0, 200, So.),
49 Tony Smith (5-10, 180, Fr.)

OHIO STATE STARTING LINEUP

OFFENSE

SE--44 Gary Williams (6- 2, 210, Sr.)
LT--70 Bill Roberts (6- 5, 270, Jr.)
LG--74 Scott Zalenski (6- 4, 250, So.)
C--53 Craig Pack (6- 1, 240, Sr.)
RG--72 Joe Lukens (6- 4, 260, Sr.)
RT--67 Joe Smith (6- 3, 280, Sr.)
TE--89 John Frank (6- 3, 215, Jr.)
QB--15 Mike Tomczak (6- 1, 190, So.)
TB--46 Tim Spencer (6- 1, 210, Sr.)
FB--38 Vaughn Broadnax (6- 3, 250, Jr.)
FL--22 Cedric Anderson (5-10, 170, Jr.)

DEFENSE

OLB--37 Orlando Lowry (6- 3, 220, Jr.)
LT--55 Jerome Foster (6- 3, 260, Sr.)
MG--54 Spencer Nelms (6- 3, 225, So.)
RT--93 Chris Riehm (6- 5, 260, Sr.)
OLB--11 Curt Curtis (6- 2, 205, Jr.)
LB--35 Glen Cobb (6- 3, 210, Sr.)
LB--36 Marcus Marek (6- 2, 215, Sr.)
CB--12 Garcia Lane (5-10, 175, Jr.)
ROV--27 Doug Hill (6- 1, 190, Jr.)
S-- 4 Kelvin Bell (6- 2, 190, So.)
CB--23 Doyle Lewis (6- 0, 180, Sr.)

SPECIALISTS

Snaps--52 Doug Whitmer (5-11, 190, Jr.)
Punts-- 5 Karl Edwards (6- 3, 195, Jr.)
Placements--10 Rich Spangler (6-0, 185, Fr.)
Kickoffs----10 Rich Spangler (6-0, 185, Fr.)
Holding-----15 Mike Tomczak (6-1, 185, So.)
Punt Returns--12 Garcia Lane (5-10, 175, Jr.)
KO Returns----26 Jimmy Gayle (5-10, 190, Sr.), 20 Kelvin Lindsey (6-0, 190, Jr.)

HOW THE OPPONENTS FARED

NEXT ASSIGNMENT

Cincinnati (2-1) beat Youngstown State 57-3.....	@ South Carolina
Pittsburgh (3-0) beat Illinois 20-3.....	West Virginia
Southern Mississippi (1-3) lost to Florida State 24-17.....	Memphis State
Ohio State (2-1) lost to Stanford 23-20.....	Florida State
Southern Illinois (1-2) lost to Arkansas State 35-30.....	@ SW Louisiana
East Carolina (2-1) beat Central Michigan 24-6.....	@ Missouri
Miami (3-1) beat Michigan State 25-22.....	@ Louisville
South Carolina (1-2) lost to Georgia 34-18.....	Cincinnati
Louisville (2-1) beat Oklahoma State 28-22.....	Miami (Fla.)
Louisiana State (2-0) beat Rice 52-13.....	@ Florida
Florida (3-0) beat Mississippi State 27-17.....	Louisiana State

FLORIDA STATE FOOTBALL
1982 Statistics
(2-1; Home: 1-1; Away: 1-1)

Results and Schedule			FSU	Opp	Att'd.	Rushing									
			FSU	Opp	Att'd.	Att.	Gain	Loss	Net	Avg.	TD	Long			
Cincinnati (H)			38	31	49,253	R. Williams	48	283	13	270	5.6	2	30		
Pittsburgh (H)			17	37	56,236	G. Allen	39	172	9	163	4.2	4	20		
Southern Mississippi (A)			24	17	32,591	K. Burnett	19	76	3	73	3.8	0	15		
Ohio State (A)						E. Thomas	3	36	3	33	11.1	0	36		
Southern Illinois (H)						D. McKinnon	1	26	0	26	26.0	0	26		
East Carolina (H)						K. Lowrey	11	49	35	14	1.3	1	28		
Miami (A)						B. Allen	5	17	4	13	2.6	0	7		
South Carolina (A)						C. Jones	2	5	0	5	2.5	0	3		
Louisville (H)						Bl. Williams	6	10	31	-21	-3.5	0	9		
Louisiana State (A)															
Florida (H)															
Attendance			Home (105,489) Avg (52,745)			Receiving		No.	Yards	Avg.	Long	TD			
			Total (138,080) Avg (46,026)			K. Burnett		12	119	9.9	24	1			
						T. Johnson		10	178	17.8	24	1			
						Z. Mowatt		8	97	12.1	25	1			
						C. Jones		4	37	9.3	17	0			
						J. Hester		4	35	8.8	19	0			
						R. Williams		2	48	24.0	34	0			
						D. McKinnon		2	26	13.0	13	0			
						G. Allen		2	15	7.5	8	0			
						B. Allen		2	-2	-1.0	0	0			
						T. Wheeler		1	6	6.0	6	0			
						H. Jones		1	18	18.0	18	0			
						Returns		Kickoffs	Punts	Interceptions					
						G. Allen		6-164-0	0-0-0	0-0-0					
						B. Allen		2-45-0	0-0-0	0-0-0					
						C. Jones		0-0-0	5-32-0	0-0-0					
						L. Harris		0-0-0	0-0-0	2-9-0					
						H. Clayton		0-0-0	0-0-0	1-23-0					
						K. Burnett		1-7-0	0-0-0	0-0-0					
						R. Williams		1-13-0	0-0-0	0-0-0					
						D. Ponder		0-0-0	1-5-0	0-0-0					
						T. Smith		2-31-0	0-0-0	0-0-0					
						Punting		No.	Yards	Avg.	Long				
						K. Lowrey		7	261	37.3	56				
						B. Harlowe		3	132	44.0	53				
						Team		1	-10	-10.0	0				
						TD									
						Scoring		R-P-RTN	FGM-A	XP-A	Con.	TP			
						G. Allen		4-0-0	0-0	0-0	0	24			
						P. Hall		0-0-0	3-3	10-10	0	19			
						R. Williams		2-0-0	0-0	0-0	0	12			
						T. Johnson		0-1-0	0-0	0-0	0	6			
						Z. Mowatt		0-1-0	0-0	0-0	0	6			
						K. Burnett		0-1-0	0-0	0-0	0	6			
						K. Lowrey		1-0-0	0-0	0-0	0	6			
						Score By Quarters		1	2	3	4---Total				
						FSU		31	24	10	14---79				
						Opponents		17	28	21	19---85				
						Fumble Recoveries		--none							
TEAM STATISTICS			FSU	Opp											
Total Points			79	85											
Points Per Game			26.3	28.3											
TD/Run-Pass-Return			7-3-0	4-5-2											
PAT			10-10	10-11											
PAT/Run or Pass			0-0	0-0											
Field Goals			3-3	3-5											
First Downs			66	49											
Rushing			32	28											
Passing			32	18											
Penalty			2	3											
3rd Down Att/Conversion			42/18	45/14											
3rd Down Efficiency			42.9	31.1											
Total Yardage			1153	999											
Yards Per Game			384	333											
Ball Control Plays			221	203											
Yards Per Play			5.2	4.9											
% Plays Rush-Pass			61/39	67/33											
% Yards Rush-Pass			50/50	59/41											
Rushing Yardage			576	586											
Yards Per Game			192	195											
Gained			674	652											
Lost			98	66											
Rushing Plays			134	137											
Yards Per Play			4.3	4.3											
Passing Yardage			577	413											
Yards Per Game			192	138											
Att/Comp			87/48	66/34											
% Completed			55.1	53.1											
Yards Per Attempt			6.6	6.3											
Yards Per Completion			12.0	12.1											
Interceptions By			3	8											
Yards Returned/TD			32/0	119/1											
Punts			11	16											
Yards Punted			383	587											
Yards Per Punt			34.8	36.7											
Blocked			1	3											
Punt Returns			6	4											
Yards Returned/TD			37/0	65/0											
Kickoff Returns			12	11											
Yards Returned/TD			260/0	185/0											
Average			21.7	16.8											
Penalties			16/139	14/100											
Fumbles-Lost			8-5	4-0											

PASSING	G	ATT	COMP	PCT.	INT	YDS	TD	LG	YDS/COMP	YDS/GAME	TOT. OFF/GM
Bl. Williams	2	39	23	59.0	3	257	1	34	11.2	129.0	236/118.0
K. Lowrey	3	46	25	54.3	4	320	2	24	12.8	106.7	334/111.3
C. Jones	3	1	0	00.0	1	0	0	0	0.0	0.0	5/ 1.7
E. Thomas	1	1	0	00.0	0	0	0	0	0.0	0.0	33/ 33.0

FIELD GOALS	MADE-ATT	AVG.	LONG	BLKD	10-19	20-29	30-39	40-49	50+
P. Hall	3-3	100.0	35	0	0-0	2-2	1-1	0-0	0-0

SEASON HIGHS
(Three Games)

INDIVIDUAL

Longest run from scrimmage for TD--20, Ricky Williams vs. Cincinnati
Longest run, no score--30, Ricky Williams vs. Pittsburgh
Longest pass for TD--12, Tony Johnson from Blair Williams vs. Cincinnati
Longest pass, no score--34, Ricky Williams from Blair Williams vs. Cincinnati
Longest punt return for TD--None
Longest punt return, no score--23, Cedric Jones vs. Pittsburgh
Longest pass interception for TD--None
Longest pass interception, no score--23, Harvey Clayton vs. Cincinnati
Most pass interceptions--1, by two players
Longest punt--56, Kelly Lowrey vs. Cincinnati
Most touchdowns--3, Greg Allen vs. Cincinnati
Most passes attempted--35, Kelly Lowrey vs. Southern Mississippi
Most passes completed--22, Kelly Lowrey vs. Southern Mississippi
Most passes caught--9, Tony Johnson vs. Southern Mississippi
Most yards passing--286, Kelly Lowrey vs. Southern Mississippi
Most TDs receiving--1, Tony Johnson vs. Cincinnati; Zeke Mowatt and Ken Burnett vs. Southern Miss
Most recepting yardage--166, Tony Johnson vs. Southern Mississippi
Most rushing attempts--20, Greg Allen vs. Cincinnati
Most yards rushing--95, Ricky Williams vs. Southern Mississippi
Most total offense attempts--42, Kelly Lowrey vs. Southern Mississippi
Most yards total offense--280, Kelly Lowrey vs. Southern Mississippi
Most field goals attempted--1, Phil Hall vs. Cincinnati, Pittsburgh and Southern Mississippi
Most field goals made--1, Phil Hall vs. Cincinnati, Pittsburgh and Southern Mississippi

TEAM

Most rushing plays--57, vs. Cincinnati
Most yards rushing--237, vs. Pittsburgh
Most passes attempted--35, vs. Southern Mississippi
Most passes completed--22, vs. Southern Mississippi
Most yards passing--286, vs. Southern Mississippi
Most passes had intercepted--4, vs. Southern Mississippi
Most yards total offense--420, vs. Southern Mississippi
Most first downs--27, vs. Southern Mississippi
Most fumbles--4, vs. Cincinnati
Most fumbles lost--2, vs. Cincinnati and Pittsburgh
Longest TD play--20, Ricky Williams run vs. Cincinnati
Most plays, rush-pass--79, vs. Cincinnati

FLORIDA STATE

OPPONENTS

GAME-BY-GAME	RUSHING	PASSING	TOT. OFF	FD	TRN	RUSHING	PASSING	TOT. OFF	FD	TRN
Cincinnati	57-208	22-171	79-379	20	4	29- 44	27-224	56-268	9	2
Pittsburgh	42-237	30-120	72-357	19	4	45-198	22-133	67-309	18	1
So. Miss	35-134	35-286	70-420	27	5	63-366	17- 56	80-422	22	0

FLORIDA STATE vs. OHIO STATE

Dress List

<u>NO.</u>	<u>NAME</u>	<u>POS.</u>	<u>NO.</u>	<u>NAME</u>	<u>POS.</u>
1	Eric Thomas	QB	51	Richard Cullifer	DT
2	Steve Nicklaus	WR	52	Sam Restivo	C
3	Hassan Jones	WR	53	Gerry Riopelle	OG
4	Jessie Hester	WR	54	Tommy Young	LB
5	Joe Wessel	DB	55	John Houston	DE
6	Dennis McKinnon	WR	58	Henry Taylor	LB
7	Mike Rendina	KS	59	Scott Merson	LB
12	Kelly Lowrey	QB	60	Stan Gavin	OG
13	Kim Mack	LB	63	Ricky Render	OG
14	Blair Williams	QB	64	Jamie Dukes	OL
18	Weegie Thompson	WR	65	Darryl Gray	DE
19	Pat Milligan	DB	66	Parrish Barwick	OL
20	Ken Burnett	FB	69	Tom McCormick	C
22	Phil Hall	K	73	Jim Thompson	OT
23	Tracy Ashley	DB	75	Herbert Harp	OT
24	Harvey Clayton	DB	76	Alphonso Carreker	DT
26	Greg Allen	RB	77	John Ionata	DT
28	Rocky Kinsey	DB	78	Terry Widner	OT
29	Brian Harlowe	P	79	Gerald Nichols	DT
30	Larry Harris	DB	80	Orson Mobley	TE
31	Billy Allen	RB	81	Zeke Mowatt	TE
38	Ken Roe	LB	82	Tony Johnson	WR
39	Manny Carballo	FB	84	Garth Jax	DE
40	Gary Henry	DB	85	David Ponder	DT
41	Cedric Jones	RB	86	John McLean	DE
43	Brian McCrary	DB	87	Orlando Reyes	DT
44	Ricky Williams	RB	88	Jeff Bowden	WR
45	Isaac Williams	DT	89	Tom Wheeler	TE
46	Stuart Wyatt	LB	90	Allen Dale Campbell	DE
47	Brian Williams	DE	91	Brent Reedy	OT
48	Prince Matt	LB	98	Brad Fojtik	DT
49	Tony Smith	TB			

CAPTAINS: Alphonso Carreker, Ricky Williams, Tom Wheeler

Ohio State vs. Florida State

October 2, 1982

Ohio Stadium

The Last Time For Ohio State

200 Yards Rushing - 224
Calvin Murray vs. Indiana, 1980
100 Yards Rushing - 147
Tim Spencer vs Baylor, 1982
200 Yards Receiving - 220
Gary Williams vs. Florida State, 1981
100 Yards Receiving - 102
Cedric Anderson vs. Northwestern, 1981
400 Yards Passing - 458
Art Schlichter vs. Florida State, 1981
300 Yards Passing - 336
Art Schlichter at Purdue, 1981
200 Yards Passing - 281
Art Schlichter vs. Northwestern, 1981
5 Touchdowns Rushing
Pete Johnson vs. North Carolina, 1975
4 Touchdowns Rushing
Joel Payton vs. Purdue, 1977
3 Touchdowns Rushing
Tim Spencer vs. Duke, 1981
4 Touchdowns Receiving
Bob Grimes vs. Washington State, 1952
3 Touchdowns Receiving
Alex Verdova vs. Wisconsin, 1948
5 Touchdowns Passing
John Borton vs. Washington State, 1952
4 Touchdowns Passing
Art Schlichter vs. Illinois, 1981
3 Touchdowns Passing
Art Schlichter vs. Northwestern, 1981
5 Field Goals
Vlade Janakievski vs. Minnesota, 1980
3 Interceptions
Craig Cassady at Michigan State, 1975

Ohio State Specialists

PUNTER

5 Karl Edwards
9 Gary Alders

HOLDER

15 Mike Tomczak

KO RETURNS

46 Tim Spencer
10 Rich Spangler
13 Scott Neff
26 Jim Gayle
20 Kelvin Lindsey

LONG SNAPPER PUNT RETURNS

52 Doug Whitmer
12 Garcia Lane

OSU

OSU 21, Baylor 14
OSU 31, Michigan State 10
OSU 20, Stanford 23
Oct. 2 FLORIDA STATE
Oct. 9 WISCONSIN
Oct. 16 At Illinois
Oct. 23 At Indiana
Oct. 30 PURDUE
Nov. 6 MINNESOTA
Nov. 13 At Northwestern
Nov. 20 MICHIGAN

OHIO STATE OFFENSE

TE 80 JOHN FRANK, 217, 6-3, Jr.
81 Brad Dwelle, 230, 6-4, Sr.
LT 70 BILL ROBERTS, 270, 6-5, Jr.
73 Mark Krerowicz, 282, 6-4, So.
LG 74 SCOTT ZALENSKI, 248, 6-4, So.
79 Mike Palahnuk, 253, 6-2, Sr.
C 53 CRAIG PACK, 242, 6-1, Sr.
78 Joe Dooley, 262, 6-6, Jr.
RG 72 JOE LUKENS, 262, 6-4, Sr.
64 Jim Lachey, 266, 6-6, So.
RT 67 JOE SMITH, 278, 6-3, Sr.
77 Jim Carson, 272, 6-5, Jr.
SE 44 GARY WILLIAMS, 212, 6-2, Sr.
88 Thad Jemison, 190, 6-2, Jr.
QB 15 MIKE TOMCZAK, 190, 6-1, So.
7 Brent Offenbecher, 190, 6-1, Jr.
TB 46 TIM SPENCER, 212, 6-1, Sr.
26 Jimmy Gayle, 190, 5-10, Sr.
FB 38 VAUGHN BROADNAX, 252, 6-3, Jr.
29 Ray Myers, 232, 6-2, Sr.
FL 22 CEDRIC ANDERSON, 172, 5-10, Jr.
87 Trent Penn, 175, 5-11, Jr.

OHIO STATE DEFENSE

OLB37 ORLANDO LOWRY, 221, 6-3, Jr.
32 Rowland Tatum, 258, 6-1, Jr.
LT 55 JEROME FOSTER, 258, 6-3, Sr.
97 Dave Crecelius, 244, 6-5, So.
MG 54 SPENCER NELMS, 227, 6-3, So.
63 Kirk Lowdermilk, 248, 6-4, So.
RT 93 CHRIS RIEHM, 262, 6-5, Sr.
57 Dave Morrill, 263, 6-3, So.
OLB11 CURT CURTIS, 206, 6-2, Jr.
82 Byron Lee, 222, 6-2, Fr.
LB 35 GLEN COBB, 208, 6-3, Sr.
33 Larry Kolic, 231, 6-1, So.
LB 36 MARCUS MAREK, 216, 6-2, Sr.
17 Clark Backus, 202, 6-0, Jr.
CB 12 GARCIA LANE, 174, 5-10, Jr.
43 Jim Palmer, 180, 5-11, So.
CB 23 DOYLE LEWIS, 180, 6-0, Sr.
21 Kevin Richardson, 186, 6-1, So.
ROV27 DOUG HILL, 192, 6-1, Jr.
8 Lamar Keuchler, 192, 5-11, Sr.
S 4 KELVIN BELL, 190, 6-2, So.
47 Tom Anthony, 182, 6-1, Sr.

FLORIDA STATE DEFENSE

RE 90 ALLEN CAMPBELL, 240, 6-4, Jr.
65 Darryl Gray, 235, 6-1, So.
RT 98 BRAD FOJTIK, 240, 6-5, Jr.
79 Gerald Nichols, 240, 6-3, Fr.
NG 85 DAVID PONDER, 250, 6-3, Jr.
45 Isaac Williams, 235, 6-2, Fr.
LT 76 ALPHONSO CARREKER, 250, 6-6, Jr.
51 Richard Cullifer, 230, 6-2, Fr.
LE 47 BRIAN WILLIAMS, 210, 6-0, So.
86 John McLean, 220, 6-3, Jr.
LB 54 TOMMY YOUNG, 210, 6-0, Sr.
48 Prince Matt, 190, 5-10, So.
LB 38 KEN ROE, 210, 6-1, Jr.
59 Scott Merson, 205, 5-11, So.
CB 24 HARVEY CLAYTON, 170, 5-9, Sr.
28 Rocky Kinsey, 170, 5-9, Fr.
SS 30 LARRY HARRIS, 200, 6-1, Jr.
19 Pat Milligan, 165, 6-1, Jr.
WS 43 BRIAN MCCRARY, 170, 5-11, So.
5 Joe Wessel, 185, 6-0, Jr.
CB 40 GARY HENRY, 185, 6-11, Sr.
23 Tracy Ashley, 185, 5-10, So.

FLORIDA STATE OFFENSE

WR 82 TONY JOHNSON, 180, 6-1, Jr.
3 Hassan Jones, 195, 6-2, Fr.
OT 72 JIM THOMPSON, 225, 6-6, So.
60 John Ionata, 265, 6-4, Fr.
OG 63 RICKY RENDER, 250, 6-4, Jr.
66 Parrish Barwick, 270, 6-0, Fr.
C 69 TOM MCCORMICK, 230, 6-2, Jr.
52 Sam Restivo, 245, 6-1, Jr.
OG 64 JAMIE DUKES, 270, 6-1, Fr.
51 Stan Gavin, 250, 5-11, Fr.
OT 78 TERRY WIDNER, 265, 6-4, Jr.
62 Eric Ryan, 270, 6-4, Sr.
TE 81 ZEKE MOWATT, 240, 6-4, Sr.
89 Tom Wheeler, 220, 6-2, Jr.
QB 12 KELLY LOWREY, 225, 6-1, Sr.
14 Blair Williams, 195, 6-1, Sr.
TB 44 RICKY WILLIAMS, 170, 5-11, Sr.
26 Greg Allen, 200, 5-11, So.
FB 20 KEN BURNETT, 195, 5-11, Sr.
41 Cedric Jones, 195, 5-10, So.
WR 4 JESSIE HESTER, 175, 5-11, So.
6 Dennis McKinnon, 185, 6-2, Sr.

The Last Time For An OSU Opponent

200 Yards Rushing - 247
Charles White, Southern California, 1980
200 Yards Receiving - NONE
(nearest - 195, Steve Bryant at Purdue, 1981)
100 Yards Receiving - 182
Chester Cooper at Minnesota, 1981
600 Yards Passing - 621
David Wilson, Illinois, 1980
400 Yards Passing - 407
John Elway, Stanford, 1982
300 Yards Passing - 368
Tony Eason, Illinois, 1981
500 Yards Total Offense - 585
David Wilson, Illinois, 1980
(-36 rush, 621 pass)
4 Touchdowns Rushing
Sam Cunningham, S. California, 1973
3 Touchdowns Rushing
Mike Ford, Southern Methodist, 1978
3 Touchdowns Receiving
Jay Carroll at Minnesota, 1981
6 Touchdowns Passing
David Wilson, Illinois, 1980
5 Touchdowns Passing
Mike Hohensee at Minnesota, 1981
4 Field Goals
Matt Bahr, Penn State, 1978
3 Field Goals
Mark Harmon, Stanford, 1982
3 Interceptions
David Hill, Southern Methodist, 1978
Punt Return for a Touchdown
Ron Hester, Florida State, 1981 (35 yds.)

Florida State Specialists

PUNTER

29 Brian Harlowe

PLACEKICKER

22 Phil Hall
7 Mike Rendina

HOLDER

12 Kelly Lowrey

KO RETURNS

26 Greg Allen
31 Billy Allen

KICKOFFS

7 Mike Rendina

LONG SNAPPER PUNT RETURNS

52 Sam Restivo
41 Cedric Jones

FLORIDA STATE

FSU 38, Cincinnati 31
FSU 17, Pittsburgh 37
FSU 24, S. Miss. 17
Oct. 2 at Ohio State
Oct. 9 S. ILLINOIS
Oct. 16 E. CAROLINA
Oct. 30 at Miami
Nov. 6 at S. Carolina
Nov. 13 LOUISVILLE
Nov. 20 at Louisiana St.
Dec. 4 FLORIDA

TODAY'S OFFICIALS

Referee—Tom Quinn
Umpire—Tom Rose
Head Linesman—Otto Puls

Line Judge—Jim Brashier
Field Judge—Larry Nemmers
Back Judge—Wayne Keirns

OHIO STATE NUMERICAL

*Denotes Letter Won

1	Mike Lanese, TB, 184, 5-11, Fr., Mayfield
2	**Shaun Gayle, CB, 192, 5-11, Jr., Hampton, VA
3	Scott Woolf, QB, 180, 6-1, So., Beloit
4	*Kelvin Bell, S, 190, 6-2, So., Richmond, VA
5	*Karl Edwards, PT, 196, 6-3, Jr., Groveport
6	Tim Stephens, QB, 211, 6-2, Jr., Parkersburg, WV
6	Dave McFarland, PK, 154, 5-9, Sr., Oberlin
7	Brent Offenbecher, QB, 190, 6-1, Jr., Massillon
8	*Lamar Keuchler, ROV, 192, 5-11, Sr., Marion
9	*Gary Alders, PT-OLB, 200, 6-2, So., Centerville
10	Rich Spangler, PK, 185, 6-0, Fr., Geneva
11	*Curt Curtis, OLB, 206, 6-2, Jr., Potomac, MD
12	*Garcia Lane, CB, 174, 5-10, Jr., Youngstown
13	Scott Neff, FL, 173, 5-10, Fr., Spring Valley
14	Ken Blair, FB, 208, 5-11, So., Newbury
15	*Mike Tomczak, QB, 184, 6-1, So., Calumet City, IL
16	Jim Karsatos, QB, 221, 6-3, Fr., Fullerton, CA
17	Clark Backus, LB, 202, 6-0, Jr., Maitland, FL
18	Roman Bates, TB, 200 5-11, Fr., Memphis, TN
19	Steve Hill, S, 186, 6-0, Fr., Ft. Walton Beach, FL
20	Kelvin Lindsey, TB, 190, 6-0, Jr., Sandusky
21	Kevin Richardson, CB, 186, 6-1, So., Cleveland
22	**Cedric Anderson, FL, 172, 5-10, Jr., Apopka, FL
23	*Doyle Lewis, CB, 180, 6-0, Sr., Canton
24	*Jeff Cisco, ROV, 184, 5-11, Jr., St. Marys
25	John Wooldridge, TB, 190, 5-9, Fr., Akron
26	**Jimmy Gayle, TB, 190, 5-10, Sr., Hampton, VA
26	Ron Jordan, TB, 168, 5-9, Fr., Columbus
27	*Doug Hill, ROV, 192, 6-1, Jr., Miami, FL
27	Emmett Keith-Jones, TB, 195, 5-11, Fr., Xenia
28	Jeff Gotttron, S, 184, 5-11, Sr., Fremont
29	*Ray Myers, FB, 232, 6-2, Sr., Toledo
30	Mike Kee, LB, 217, 6-1, Fr., Columbus
30	Tim Coleman, CB, 174, 5-7, Jr., Buffalo, NY
32	*Rowland Tatum, OLB, 215, 6-1, Jr., Inglewood, CA
33	Larry Kolic, LB, 231, 6-1, So., Smithville
34	Jay Holland, FL, 176, 5-11, So., Columbus
35	**Glen Cobb, LB, 208, 6-3, Sr., Washington Court House
35	Mike Wood, S, 177, 5-11, Fr., N. Syracuse, NY
36	**Marcus Marek, LB, 216, 6-2, Sr., Masury
36	Tim Marsh, PK, 190, 6-2, So., Worthington
37	*Orlando Lowry, OLB, 221, 6-3, Jr., Shaker Heights
38	**Vaughn Broadnax, FB, 252, 6-3, Jr., Xenia
39	Barry Walker, FB, 212, 5-11, Fr., Lancaster
41	Keith Byars, FB, 232, 6-1, Fr., Dayton
41	Tom Caruso, CB, 175, 5-11, So., Wappingers Falls, NY
42	*Craig Dunn, FB, 241, 6-3, Sr., Montclair, NJ
43	Jim Palmer, CB, 180, 5-11, So., Williamsburg, VA
44	**Gary Williams, SE, 212, 6-2, Sr., Wilmington
44	Mark Pittman, SE, 182, 6-1, Jr., New Concord
46	**Tim Spencer, TB, 212, 6-1, Sr., St. Clairsville
47	*Tom Anthony, S, 182, 6-1, Sr., Rockville, MD
47	Sheldon Clark, ROV, 180, 5-11, Fr., Copley
48	Jeff Cargile, TB, 206, 5-11, Fr., Cincinnati
49	Doug Smith, SE, 190, 6-1, So., Atlanta, GA
50	Tim Odom, C, 228, 6-2, Fr., Cincinnati
51	John Lucente, MG, 247, 6-2, So., Struthers
52	Doug Whitmer, C, 191, 5-11, Jr., Kettering
53	*Craig Pack, C, 242, 6-1, Sr., Orrville
53	Eric Kidwell, C, 207, 5-11, Fr., Columbus
54	*Spencer Nelms, MG, 227, 6-3, So., Decatur, GA
55	**Jerome Foster, DT, 258, 6-3, Sr., Detroit, MI
56	Steve Simpson, OG, 238, 6-5, Sr., Temperance, MI
57	Dave Morrill, DT, 263, 6-3, So., Centerville
58	Ted Tomak, OG, 242, 6-0, Fr., Louisville
58	Dennis Heuston, OLB, 200, 6-0, Fr., Toledo
59	John Hutchison, OLB, 207, 6-2, Fr., Atwater

60	Bill Harvey, LB, 224, 6-2, So., Springfield, VA
61	John Sullivan, DT, 246, 6-4, So., Chicago, IL
62	Tom McCormick, OT, 237, 6-4, Fr., Lakewood
63	*Kirk Lowdermilk, MG, 248, 6-4, So., Salem
64	*Jim Lachey, OG, 266, 6-6, So., St. Henry
65	Tom Glancey, OG, 260, 6-4, Fr., West Palm Beach, FL
66	*Rich Czyzynski, OLB, 216, 6-2, Jr., Brook Park
67	**Joe Smith, OT, 278, 6-3, Sr., Cincinnati
68	Mark Hocevar, C, 250, 6-2, So., Warren
69	Anthony Giuliani, MG, 252, 6-0, So., Westerville
70	**Bill Roberts, OT, 270, 6-5, Jr., Miami, FL
71	Bob Maggs, OT, 264, 6-5, Fr., Youngstown
72	**Joseph Lukens, OG, 262, 6-4, Sr., Cincinnati
73	Mark Krerowicz, OT, 282, 6-4, So., Toledo
74	*Scott Zalenski, OG, 252, 6-4, So., Bethel Park, PA
74	Larry Chesbrough, DT, 257, 6-2, Fr., Mentor
75	Rory Graves, OT, 271, 6-6, So., Decatur, GA
76	Dan Bachorski, OT, 291, 6-5, Fr., Bridgeville, PA
77	*Jim Carson, OT, 272, 6-5, Jr., Akron
78	*Joe Dooley, C, 262, 6-6, Jr., Cincinnati
79	*Mike Palahnuk, OG, 253, 6-2, Sr., Hicksville, NY
80	Kevin Delaney, SE, 190, 5-11, Fr., Worthington
81	**Brad Dwelle, TE, 230, 6-4, Sr., Sandusky
81	Dave Wagner, FL, 165, 5-10, Fr., Worthington
82	Byron Lee, OLB, 222, 6-2, Fr., Columbus
83	Scott Leach, ROV, 186, 6-2, Fr., Bridgeport, CT
84	Bill Andrews, PK, 163, 5-9, Sr., Cambridge
85	Judd Groza, TE, 221, 6-2, So., Berea
86	Rob Selvaggio, TE, 216, 6-4, So., Eagan, MN
87	Trent Penn, FL, 174, 5-11, Jr., Columbus
88	*Thad Jemison, SE, 190, 6-2, Jr., Lincoln Heights
88	Paul Allen, PK, 158, 5-10, So., New York, NY
89	*John Frank, TE, 217, 6-3, Jr., Mt. Lebanon, PA
90	Don Braun, DT, 234, 6-1, Sr., Columbus
91	*Jim Gilmore, DT, 245, 6-5, So., Philadelphia, PA
92	Gene Hulshult, DT, 235, 6-3, Fr., Hamilton
93	**Chris Riehm, DT, 262, 6-5, Sr., Wadsworth
94	Chris Cicero, OLB, 207, 6-0, Jr., Chagrin Falls
95	Darryl Lee, MG, 266, 6-2, Fr., Columbus
96	Tom Bose, LB, 225, 6-4, Fr., Stow
97	*Dave Crecelius, DT, 244, 6-5, So., Ashland
97	Terry Eisenman, PT, 194, 6-1, Fr., Columbus
98	Thomas Johnson, LB, 214, 6-4, Fr., Detroit, MI
99	Mark Pfister, LB, 220, 6-0, Fr., Columbus

FLORIDA STATE NUMERICAL

1	Eric Thomas, QB, 189, 6-0, So. Lake Park, GA
2	Steve Nicklaus, WR, 186, 6-2, So., N. Palm Beach
3	Hassan Jones, WR, 195, 6-2, Fr., Clearwater
4	Jessie Hester, WR, 173, 5-11, So., Belle Glade
5	Joe Wessel, DB, 185, 6-0, Jr., Miami
6	Dennis McKinnon, WR, 183, 6-2, Sr., Miami
7	Mike Rendina, KS, 185, 5-10, So., Pompano Beach
8	Eric Riley, DB, 163, 6-0, Jr., Fort Myers
9	Warren Hanna, DB, 171, 5-11, Sr., Hollywood
10	Bob Davis, WB, 187, 6-4, So., Warner Robins, GA
12	Kelly Lowrey, QB, 223, 6-1, Jr., Lake City
13	Kim Mack, LB, 190, 5-11, Jr., Daytona Beach
14	Blair Williams, QB, 195, 6-1, Sr., Tallahassee
15	Lee Paige, DB, 195, 6-0, Sr., Winter Haven
16	Rick Taylor, QB, 199, 6-1, So., Port St. Joe
17	Bruce Shoemaker, DE, 184, 6-1, So., Lake City
18	Weegie Thompson, WR, 216, 6-6, Jr., Midlothian, VA
19	Pat Milligan, DB, 165, 6-1, Jr., Ft. Lauderdale
20	Ken Burnett, FB, 197, 5-11, Sr., Brandon
21	John Piurovski, DB, 175, 6-0, Fr., Sarasota
22	Phil Hall, K, 160, 5-11, So., Tallahassee
23	Tracy Ashley, DB, 187, 5-10, So., Cochran, GA
24	Harvey Clayton, DB, 170, 5-9, Sr., Florida City
26	Greg Allen, RB, 200, 5-11, So., Milton
27	Lenx Jackson, WR, 210, 6-3, Jr., Tallahassee
28	Rocky Kinsey, DB, 170, 5-9, Fr., Greenville

30	Larry Harris, DB, 200, 6-1, Jr., Gainesville
31	Billy Allen, RB, 202, 6-0, So., Cleveland, OH
33	Pat Cicalese, LB, 235, 6-2, Fr., Pompano Beach
35	Horace Willmot, FB, 226, 5-11, Fr., Delray Beach
36	Cliff Holiday, DB, 165, 5-8, Jr., Newnan, GA
37	John Feagin, DB, 171, 6-0, Fr., Tallahassee
38	Ken Roe, LB, 210, 6-1, Jr., Cropwell, AL
39	Manny Carballo, FB, 197, 5-11, Sr., Bialeah
40	Gary Henry, DB, 185, 6-1, Sr., Orlando
41	Cedric Jones, RB, 193, 5-10, So., Valdosta, GA
42	Cletis Jones, LB, 210, 6-0, Fr., Miami
43	Brian McCrary, DB, 168, 5-11, So., Germantown, TN
44	Ricky Williams, RB, 171, 5-11, Sr., Griffin, GA
45	Issac Williams, DT, 235, 6-2, Fr., Sanford
46	Stuart Wyatt, L, 210, 6-0, Fr., Columbus, OH
47	Brian Williams, DE, 210, 6-0, So., Winter Haven
48	Prince Matt, LB, 190, 5-10, So., Bradenton
49	Tony Smith, TB, 180, 5-10, Fr., Miami
50	Ron Moore, C, 198, 6-0, So., Tampa
51	Richard Cullifer, DT, 230, 6-2, Fr., Winter Haven
52	Sam Restivo, C, 245, 6-1, Jr., Jamestown, N.Y.
53	Gerald Riopelle, OG, 253, 6-1, So., Wyandotte, MI
54	Tommy Young, LB, 212, 6-0, Sr., Lake City
55	John Houston, DE, 214, 6-2, So., Atlanta, GA
56	Joe Kostka, OL, 270, 6-4, Fr., Chicago, IL
57	Doug Hill, C, 230, 6-4, Fr., Birmingham, AL
58	Henry Taylor, LB, 217, 5-11, So., Milledgeville, GA
59	Scott Merson, LB, 205, 5-11, So., Seminole
60	Stan Gavin, OG, 250, 5-11, Fr., Sanibel
61	Dan Morris, OG, 241, 6-2, So., Longwood
62	Eric Ryan, OT, 271, 6-4, Sr., Sarasota
63	Ricky Render, OG, 248, 6-4, Jr., Newton, AL
64	Jamie Dukes, OL, 270, 6-1, Fr., Orlando
65	Darryl Gray, DE, 234, 6-1, So., Lakes Wales
66	Parrish Barwick, OL, 270, 6-0, Fr., Crawfordville
67	Mike Hutto, DT, 230, 6-2, So., Marianna
68	Lenny Chavers, NG, 240, 5-11, So., Osteen
69	Tom McCormick, C, 232, 6-2, Jr., Panama City
70	Roger Agne, OG, 255, 6-3, Fr., Jacksonville
70	Todd Stroud, NG, 245, 6-0, Fr., St. Petersburg
71	Bob Merson, C, 251, 6-1, Sr., Seminole
72	Mike Blue, OT, 235, 6-2, Fr., Jacksonville
72	J.D. Dowell, OG, 240, 6-2, So., Tampa
73	Jim Thompson, OT, 226, 6-6, So., Midlothian, VA
74	Randy Carter, OG, 235, 6-3, Fr., Jacksonville
74	Erik Hector, DE, 195, 6-1, Fr., Pensacola
75	Herbert Harp, OT, 270, 6-0, So., Winter Garden
76	Alphonso Carreker, DT, 250, 6-6, Jr., Columbus, OH
77	David Roberts, C, 219, 6-2, So., Plantation
77	John Ionata, DT, 265, 6-4, Fr., Dunedin
78	Terry Widner, OT, 265, 6-4, Jr., Donaldsonville, GA
79	Gerald Nichols, DT, 240, 6-3, Fr., St. Louis, MO
80	Orson Mobley, TE, 250, 6-6, So., Miami
81	Zeke Mowatt, TE, 240, 6-4, Sr., Wauchula
82	Tony Johnson, WR, 80, 6-1, Jr., Dothan, AL
83	Stanley Scott, DE, 220, 6-4, Fr., Brandon
84	Garth Jax, DE, 200, 6-2, Fr., Houston, TX
85	David Ponder, DT, 250, 6-3, Jr., Cairo, GA
86	John McLean, DE, 218, 6-3, Jr., Sebring
87	Orlando Reyes, DT, 255, 6-4, Fr., Miami
88	Jeff Bowden, WR, 171, 5-8, Sr., Tallahassee
89	Tom Wheeler, TE, 222, 6-2, Jr., Port Orange
90	Allen Dale Campbell, DE, 240, 6-4, Jr., Perry
91	Brent Reedy, OT, 245, 6-5, Fr., Pittsburgh, GA
91	Willie Tilton, DT, 235, 6-2, Fr., Palatka
92	Mac Lantrip, DE, 225, 6-2, Fr., Lake Brantley
93	Jim Hendley, DE, 215, 6-4, Fr., Nashville, GA
94	John Bamber, DT, 265, 6-4, Fr., Philadelphia, PA
95	Kevin Griffin, TE, 220, 6-3, Jr., Raiford
95	Tim Hebron, DT, 265, 6-2, Fr., St. Louis, MO
96	Pete Pantan, DL, 213, 6-3, So., Laurel
97	Tim Flasher, OT, 204, 6-6, So., Hollywood
98	Brad Fojtik, DT, 240, 6-5, Jr., Auburndale
99	Brian Slack, OT, 230, 6-2, So., Edwardsburg
99	Tommy Wilkins, DT/NG, 230, 6-2, Fr., Russellville, KY

FLORIDA STATE VS. OHIO STATE
October 2, 1982

Ohio Stadium
Columbus, Ohio

GAME INFORMATION/SCORING SUMMARY-1
ATTENDANCE 89, 491 (Record crowd)
(86th consecutive sellout)
TOTAL ELAPSED TIME 3:03

TIME OF GAME: KICKOFF 1:31 EDT END OF GAME 4:34

TEMPERATURE 80F WIND 10 mph NE WEATHER Clear and sunny

OFFICIALS Referee-Tom Quinn Umpire-Tom Rose

Head Linesman-Otto Puls Line Judge-Jim Brashier

Field Judge-Larry Nemmers Back Judge-Wayne Keirns

SCORE BY QUARTERS	1	2	3	4	FINAL
FLORIDA STATE	7	14	0	13	34
OHIO STATE	10	7	0	0	17

	POINTS SUMMARY	FLORIDA ST.	OHIO STATE
TOUCHDOWNS-----		5	2
Rushing-Passing-Other-----		2-3-0	1-1-0
KICKING EXTRA POINTS ATTEMPTED-MADE-----		5-4	2-2
RUSHING EXTRA POINTS ATTEMPTED-MADE-----		0-0	0-0
PASSING EXTRA POINTS ATTEMPTED-MADE-----		0-0	0-0
FIELD GOALS ATTEMPTED-MADE-----		0-0	1-1
SAFETIES-----		0	0

TIME			SCORING SUMMARY		
TEAM	QT	LEFT		FSU	OSU
OSU	1	7:52	Spencer 8 run. Spangler kick good.	0	7
FSU	1	4:11	Lowrey 11 pass from Cedric Jones. Hall kick good.	7	7
OSU	1	3:09	Spangler 40 field goal.	7	10
FSU	2	13:41	Mowatt 6 pass from Lowrey. Hall kick good.	14	10
FSU	2	9:05	Allen 7 run. Hall kick good.	21	10
OSU	2	2:11	Spencer 31 pass from Offenbecher. Spangler kick good.	21	17
FSU	4	11:54	Hester 9 pass from Blair Williams, Hall kick failed.	27	17
FSU	4	10:04	R. Williams 10 run. Hall kick good.	34	17

FILE COPY — DO NOT REMOVE

FLORIDA STATE VS. OHIO STATE
October 2, 1982

Ohio Stadium
Columbus, Ohio

TEAM STATISTICS-2

	FLORIDA ST.	OHIO STATE
FIRST DOWNS-----	24	18
Rushing-----	14	10
Passing-----	10	7
Penalty-----	0	1
RUSHING ATTEMPTS-----	53	38
YARDS RUSHING-----	294	172
TACKLES-YARDS LOST RUSHING-----	9-20	5-18
NET YARDS RUSHING-----	274	154
NET YARDS PASSING-----	202	217
Passes Attempted-----	30	32
Passes Completed-----	19	13
Had Intercepted-----	0	4
TOTAL OFFENSIVE PLAYS-----	83	70
TOTAL NET YARDS-----	476	371
Average Gain Per Play-----	5.7	5.3
RETURN YARDS-----	5-53	5-46
FUMBLES: Number-Lost-----	5-4	2-1
PENALTIES: Number-Yards-----	7-50	5-35
INTERCEPTIONS: Number-Yards-----	4-55	0-0
NUMBER OF PUNTS-Yards-----	5-188	3-126
Average Per Punt-----	37.6	42.0
PUNT RETURNS: Number-Yards-----	1- (-2)	5-46
KICKOFF RETURNS: Number-Yards-----	3-83	3-119
TIME OF POSSESSION-----	33:36	26:24
THIRD DOWN EFFICIENCY-----	8-15	5-12
QUARTERBACK SACKS BY: Number-Yards-----	2-15	1-5

OFFENSIVE STATISTICS-3

OHIO STATE

RUSHING	ATT	GAIN	LOST	NET	TD	LG
Spencer	16	100	1	99	0	15
J. Gayle	6	31	0	31	0	11
Offenbecher	7	6	16	-10	0	3
Tomczak	4	26	0	26	0	9
Broadnax	4	9	1	8	0	4
Anderson	1	0	0	0	0	0

PASSING	ATT	COMP	INT	YDS	TD	LG	SACKS
Tomczak	8	2	1	13	0	8	0-0
Offenbecher	24	11	3	204	1	31	2-15

RECEIVING	NO	YDS	TD	LG
G. Williams	5	104	0	27
Anderson	2	37	0	23
Spencer	2	36	1	31
Jemison	2	25	0	17
Frank	2	15	0	8

<u>PUNTING</u>	<u>NO</u>	<u>YDS</u>	<u>AVG</u>	<u>LG</u>
Edwards	3	126	42.0	54

FIELD GOALS	ATT	MADE	LG
Spangler	2	1	40
40+, 27-			

ALL	PUNT	KICKOFF	INTERCEPT
RETURNS	NO YDS LG	NO YDS LG	NO YDS LG
Lindsey		2 97 75	**NONE**
J. Gayle		1 22 22	
Lane	5 46 19		

FLORIDA STATE			
PASS INTERCEPTIONS			
Young	2		
Harris	1		
McCrary	1		
PASSES BROKEN UP			
Henry	1		
Campbell	1		
McCrary	1		
Kinsey	1		
FUMBLES RECOVERED(OFFENSIVE & DEFENSIVE)			
C. Jones	(Off)		
Harris	(Def)	022	

TOUCHDOWN SAVES			
None			
BLOCKED KICKS			
None			

TACKLES	S--A--T	T--L	QB--S
McLean	3 5 8	1 1	
Harris	5 3 8	1 6	1 6
Young	2 5 7		
Clayton	4 2 6		
Hutchinson	3 3 6		
Fojtik	4 1 5	1 1	
Carreker	2 3 5	1 9	1 9
McCrary	3 2 5		
Ponder	3 1 4	1 1	
Roe	0 3 3		
Campbell	0 3 3		
Restul	2 1 3		
Taylor	1 2 3		
B. Williams	1 1 2		
Henry	2 0 2		
Houston	1 1 2		
Matt	1 1 2		
Mack	2 0 2		
Milligan	1 1 2		
Burnett	1 0 1		

OHIO STATE			
PASS INTERCEPTIONS			
Tatum	1		
PASSES BROKEN UP			
Lewis	1		
S. Gayle	1		
Lane	1		
Anthony	1		
FUMBLES RECOVERED(OFFENSIVE & DEFENSIVE)			
Bell	(Def)	F12	S. Gayle (Def)028
Riehm	(Def)	045	Hill (Def) F48
Roberts	(Off)		

TOUCHDOWN SAVES			
None			
BLOCKED KICKS			
None			

TACKLES	S--A--T	T--L	QB--S
Marek	3 9 12		
Lane	5 8 13		
Tatum	6 5 11	2 6	
Kolic	0 11 11		
Foster	5 5 10	3 4	
Riehm	2 5 7	1 1	
Hill	2 5 7		
Lewis	2 3 5		
Anthony	3 2 5		
Crecelius	3 2 5	1 5	1 5
Lowdermilk	1 3 4		
S. Gayle	1 3 4		
Lowry	0 3 3		
Lee, B.	1 2 3		
Morrill	2 1 3		
Johnson	0 3 3		
Czyzynski	1 2 3	1 2	
Giuliani	2 0 2	2 4	
Cobb	0 2 2		
Bell	2 0 2		
Backus	1 1 2		
Keuchler	0 1 1		
Spencer	1 0 1		
Krerowicz	1 0 1		

	FLORIDA ST.	OHIO STATE
SCORE-----	21	17
FIRST DOWNS-----	14	10
RUSHES-YARDAGE (Net)-----	24-145	20-89
PASSING YARDAGE (Net)-----	127	122
TACKLES-YARDAGE LOST-----	3-4	1-1
*RETURN YARDAGE (Net)-----	1-35	2-17
PASSES: ATT/COMP/INT-----	19-12-0	16-7-1
TOTAL OFFENSE: PLAYS/YARDS-----	43-272	36-211
PUNTS: NUMBER/AVERAGE-----	2-39.5	1-35.0
FUMBLES/LOST-----	2-2	0-0
PENALTIES/YARDS-----	5-35	3-20
POSSESSION TIME-----	16:51	13:09

*includes return of Punts, Intercepted Passes and Fumbles (not Kickoffs)

INDIVIDUAL LEADERS

FLORIDA STATE

OHIO STATE

FLORIDA STATE								OHIO STATE													
RUSHING				ATT	NET	TD	LG	RUSHING				ATT	NET	TD	LG						
G. Allen				7	58	1	23	Spencer				7	43	1	14						
R. Williams				9	37	0	12	Tomczak				4	26	0	9						
Burnett				3	22	0	14	J. Gayle				2	8	0	6						
PASSING				ATT	COMP	INT	YDS	TD	LG	SACKS	PASSING				ATT	COMP	INT	YDS	TD	LG	SACKS
Lowrey				18	11	0	116	1	25	0	Tomczak				8	2	1	13	0	8	0
C. Jones				1	1	0	11	1	11	0	Offenbecher				8	5	0	109	1	31	0
RECEIVING				NO	YDS	TD	LG	RECEIVING				NO	YDS	TD	LG						
Johnson				3	58	0	25	G. Williams				2	48	0	27						
Mowatt				3	14	1	8	Spencer				2	36	1	31						
R. Williams				2	23	0	15	Frank				2	15	0	8						
Burnett				2	16	0	10	Anderson				1	23	0	23						
PUNTING				NO	YDS	AVG	LG	PUNTING				NO	YDS	AVG	LG						
Harlow				2	79	39.5	43	Edwards				1	35	35.0	35						

FIRST HALF SCORING SUMMARY

TEAM	QT	LEFT		FSU	OSU
OSU	1	7:52	Spencer 8 run. Spangler kick good.	0	7
FSU	1	4:11	Lowrey 11 pass from Cedric Jones. Hall kick good.	7	7
OSU	1	3:09	Spangler 40 field goal.	7	10
FSU	2	13:41	Mowatt 6 pass from Lowrey. Hall kick good.	14	10
FSU	2	9:05	Allen 7 run. Hall kick good.	21	10
OSU	2	2:11	Spencer 31 pass from Offenbecher. Spangler kick good.	21	17

FLORIDA STATE VS. OHIO STATE
October 2, 1982

Ohio Stadium
Columbus, Ohio

PLAYERS IN THE GAME-6
*Played on Specialty Teams Only

FLORIDA STATE OFFENSE

WR Johnson, H. Jones, W. Thompson,
Bowden,
OT Thompson
OG Render, Riopelle,
C McCormick, Restivo, Roberts,
OG Dukes, Gavin,
OT Widner, +Harp,
TE Mowatt, Wheeler, Mobley,
QB Lowrey, Bl. Williams,
TB R. Williams, G. Allen,
B. Allen,
FB Burnett, C. Jones,
WR Smith, Hester, McKinnon,
PK Hall, *Rendina,

OHIO STATE OFFENSE

TE Frank, Dwelle,
LT Roberts, Krerowicz,
LG Zalenski, Palahnuk,
C Pack, Dooley, *Whitmer,
RG Lukens, Lachey,
RT Smith, Carson,
SE Williams, Jemison,
QB Tomczak, Offenbecher,
TB Spencer, J. Gayle, *Lindsey,
FB Broadnax, Myers, Byars,
FL Anderson,
PK Spangler,

FLORIDA STATE DEFENSE

RE Campbell, Gray, Jax,
RT Fojtik, Nichols,
NG Ponder, I. Williams,
LT Carreker, Reyes, Ionata,
LE McLean, Br. Williams, *Houston,
LB Young, Mack, Matt, Wyatt,
LB Roe, Taylor, Merson, *Barwick,
CB Clayton,
SS Harris, Milligan, Wessel, Kinsey,
WS McCrary,
CB Henry,
PT Harlowe,

OHIO STATE DEFENSE

OLB Lowry, Lee,
LT Foster, Crecelius,
MG S. Gayle, Lowdermilk, Giuliani,
RT Riehm, Morrill, Braun,
OLB Tatum, Czyzynski, *Alders,
*Houston,
LB Cobb, Kolic, Johnson,
LB Marek, Backus,
CB Lane, Palmer,
CB Lewis, *Richardson,
ROV Hill, *Kenchler, *Cisco,
S Bell, Anthony, *Gottlon,
PT Edwards,

FLORIDA STATE VS. OHIO STATE
October 2, 1982

Ohio Stadium
Columbus, Ohio

PLAY-BY-PLAY-7
1st Quarter

Florida State won the toss; Ohio State defends the South Goal

Spangler kicked off at 1:31 P.M. 55 yards; G. Allen returned right 16

Flor 14:56

1 10 F21 Smith took reverse handoff at re for 16
1 10 F37 Lowrey faked, passed short right to Burnett for 6
2 4 F43 Lowrey passed for R. Williams right on swing; broken up Tatum inc.
3 4 F43 Burnett draw over rt, broke tackle for 14
1 10 O43 R. Williams draw thru lt, pushed for 7
2 3 O36 R. Williams was stopped by Foster at rt for -1
3 4 O37 Lowrey faked, faded, chased, passed short right for Burnett(?);
Florida State intentional grounding -15 and loss of down
4 19 F48 Harlowe punted 36; Lane returned right, reversed left for 14

Ohio 12:15

1 10 O30 Tomczak kept inside re, dove for just one
2 9 O31 Tomczak faked, passed short left to Frank for 8
3 1 O39 Broadnax at rt for 5 - FSU sub infraction 5
1 10 O45 Tomczak kept inside le for 9
2 1 F46 Spencer at rt for 1
1 10 F45 Spencer was stopped for -1 Ponder
2 11 F46 Tomczak passed too long for Williams deep left inc.
3 11 F46 Tomczak passed to Spencer in right flat for 5
4 6 F41 Edwards punted high for 35; downed by Ohio State

Flor 8:41

1 10 F 6 Burnett draw at lt, hit by Lowry, fumble recovered by Bell for 7

Ohio 8:36

1 10 F12 Broadnax leaped thru center for 4
2 6 F 8 Spencer took option pitch at right end, in for the TD behind Williams'
block at 7:52 - Spangler PAT - 12 yards, 2 plays, 44 sec. elapsed
OHIO STATE 7 FLORIDA STATE 0
Spangler kicked off 7 yards deep, no return; Ohio State offside -5
Spangler kicked off 64 yards; G. Allen returned right for 39

Flor 7:46

1 10 F40 Lowrey kept inside re on counter option for 5
2 5 F45 Lowrey faked, moved left, passed back right short for Burnett for 10
1 10 O45 R. Williams option pitch wide left, broke tackles for 12
1 10 O33 Lowrey faked, passed deep left for H. Jones in end zone; broken up Lewis
2 10 O33 Lowrey spun and kept at rg on draw for 1 /inc.
3 9 O32 Lowrey passed to Johnson over middle, ran for 25
1 7 O 7 R. Williams bobbled option pitch left, stopped by Bell for -9;
FSU illegal procedure before play -5
1 12 O12 Burnett at rg for 1
2 11 O11 C. Jones took pitch right, passed back left to Lowrey, dove in for
the TD at 4:11 - Hall PAT - 60 yards in 8 plays with 3:35 elapsed
OHIO STATE 7 FLORIDA STATE 7
Rendina kicked off 60 yards; Lindsey returned center, broke free left for
75 yards

Ohio 3:59

1 10 F25 Tomczak faked, passed way too long for Williams deep left inc.
2 10 F25 Gayle was stopped at lt for 2
3 8 F23 Tomczak passed for Gayle on swing right, dropped inc.
4 8 F23 Spangler's FG was from 40 yards at 3:09 - 2 yards, 4 plays, :50 sec.
OHIO STATE 10 FLORIDA STATE 7

continued

Spangler kicked off 10 yards deep for the TB

Flor 3:09

1 10 F20 Lowrey faked, rolled right, passed way too high for Hester inc.
2 10 F20 R. Williams quick draw middle for -1; Foster
3 11 F19 Lowrey passed to R. Williams on swing left for 15
1 10 F34 R. Williams cut into middle for 3
2 7 F37 C. Jones draw at lg, clear for 8
1 10 F45 Lowrey faked, moved right, passed to C. Jones in flat for 5
2 5 50 G. Allen cut outside le for 9
1 10 041 G. Allen option pitch at re, wide for 9
2 1 032 G. Allen cut thru lg for 6 as the quarter came to an end

OHIO STATE 10 FLORIDA STATE 7

1 10 026 G. Allen option pitch at left end, clear, out of bounds for 23 Time out
1 3 0 3 G. Allen cut back into rg for 2 /FSU at 14:53
2 1 0 1 Florida State illegal procedure -5
2 6 0 6 Lowrey faked, moved right, passed back left to a wide open Mowatt in
left end zone for the TD at 13:49 - Hall PAT - 80 yards, 12 plays
4:20 elapsed - FLORIDA STATE 14 OHIO STATE 10
Rendina kicked off high and short left; Myers FC

Ohio 13:48

1 10 030 Tomczak kept inside re for (measurement) 9
2 1 039 Spencer crossed thru lt for 5
1 10 044 Spencer pitch st le, clear for 14
1 10 F42 Tomczak kept inside le for 7
2 3 F35 Gayle ran wide at re, out of bounds for 6
1 10 F29 Tomczak faked, passed for Frank short right; broken up by Henry inc.
2 10 F29 Tomczak faked, passed too high and behind Williams on left sideline inc.
3 10 F29 Tomczak passed for Spencer on screen right; intercepted / Time out OSU
by Harris, return 35, ran down by Spencer / at 11:27

Flor 11:17

1 10 030 R. Williams option pitch at le for 3
2 7 027 Lowrey faked, passed to Mowatt short left for 8
1 10 019 R. Williams sprint draw at lt for 4
2 6 015 Lowrey passed too long for Wheeler over right end zone inc.
3 6 015 Lowrey passed to T. Johnson cutting across middle for 13
1 2 0 2 Florida State delay of game -5
1 7 0 7 G. Allen took late option pitch at right end, clear for the TD at 9:05
Hall PAT - 30 yards, 6 plays, 2:12 elapsed
FLORIDA STATE 21 OHIO STATE 10
Rendino kicked off high and short left; Myers out of bounds, no return

Ohio 9:04

1 10 033 Offenbecher kept inside re for 3
2 7 036 Offenbecher faked, passed short right for Frank; broken up by Campbell
3 7 036 Offenbecher passed to Williams on right sideline for 27 /inc.
1 10 F37 Offenbecher kept left for no gain
2 10 F37 Anderson took reverse handoff wide right for no gain
3 10 F37 Offenbecher passed deep to Anderson left for 23; FSU holding declined
1 10 F14 Broadnax cut outside rt for 2
2 8 F12 Spencer crossed thru rt for 3; Ohio State delay of game -5
2 13 F17 Offenbecher passed quick for Anderson in right flat, dropped inc.
3 13 F17 Offenbecher passed to Frank on right sideline for 7
4 6 F10 Spangler's FG try was wide left from 27 - TB

Flor 5:56

1 10 F20 Lowrey faked, rolled right, passed way out of bounds for Johnson inc.
2 10 F20 Lowrey passed to R. Williams on quick screen right for 8
Con tinued

FLORIDA STATE VS. OHIO STATE
October 2, 1982

Ohio Stadium
Columbus, Ohio

PLAY-BY-PLAY--9
2nd Quarter

3 2 F28 R. Williams option pitch re 5
1 10 F33 Lowrey passed quick to T. Johnson right 20
1 10 047 G. Allen pitch left for 2
2 8 045 Lowrey passed short to Mowatt left; hit by Tatum, fumble rec. Riehm
/no gain

Ohio 4:01

1 10 045 Offenbecher kept on counter option left for 3
2 7 048 Offenbecher faked, faded, ran right for no gain
3 7 048 Offenbecher passed deep to Williams on right sideline for 21 Time out
1 10 F31 Offenbecher faked left, turned back right, then /OSU at 2:18
moved way left, passed to Spencer in left end zone for the TD at
2:11 - Spangler PAT - 55 yards in 4 plays with 1:50 elapsed
FLORIDA STATE 21 OHIO STATE 17
Spangler kicked off one yard deep; G. Allen returned right 28

Flor 2:06

1 10 F28 R. Williams at 1t for 5
2 5 F33 Lowrey kept right, hit by Giuliani for -2
3 7 F31 Lowrey passed for G. Allen on screen right, dropped inc.
4 7 F31 Harlowe punted 43; Lane returned 3

Ohio 0:34

1 10 029 Offenbecher passed way short for Anderson right inc.
2 10 029 Spencer draw at rg, wide right for 13 (Lukens hurt, limped off)
1 10 042 Spencer same play for 3 Time out Ohio State at 0:17
2 7 045 Offenbecher passed deep middle to Jemison for 19; Ohio holding -10
2 17 035 The first half ended before another play could be run at 3:00 P.M.

FLORIDA STATE 21 OHIO STATE 17

Ohio State elected to receive; Florida State defends the South goal

Rendina kicked off at 3:22 P.M. two yards deep; Lindsey returned 22

Ohio 14:56

1 10 022 Spencer thru middle, fumble recovered by Roberts for 3
2 7 025 Gayle was clear at center for 11
1 10 036 Spencer again on sprint draw at lg for 9
2 1 045 Gayle option pitch at le, tripped up by Henry for no gain
3 1 045 Broadnax pushed at rt for 3
1 10 048 Offenbecher faked, passed way wide for Frank; intercepted by
Young, returned 2; Ohio holding declined

Flor 12:12

1 10 F45 R. Williams pitch at re, broke tackles for 10
1 10 045 G. Allen pitch at le for 6
2 4 039 R. Williams pitch at le, stopped by Riehm for -1
3 5 040 Lowrey faked, faded, looked, moved left, passed to Wheeler on
sideline for 11
1 10 029 Lowrey faked, and passed quick for Wheeler left, too high inc.
2 10 029 R. Williams pitch wide at re for 3
3 7 026 Lowrey passed quick on swing left to C. Jones; fumble recovered by
S. Gayle for -2

Ohio 9:34

1 10 028 Spencer into rg for 7 (Frank hurt, walked off)
2 3 035 Spencer sprint draw thru lt for 6
1 10 041 Broadnax was stopped right by McLean for -1
2 11 040 Offenbecher passed over middle for Spencer; intercepted by Younr,
returned right for 8

Flor 8:11

1 10 037 Lowrey passed deep into right end zone for Johnson; broken up Lane inc.
2 10 037 G. Allen sprint draw at rg, cut right for 10
1 10 027 G. Allen again at rg for 3
2 7 024 G. Allen pitch at re for 2
3 5 022 Burnett draw middle for 2
4 3 020 Smith took handoff on reverse left for just one - Anthony

Ohio 6:17

1 10 020 Spencer at lg for no gain
2 10 020 Gayle pitch at re, cut in for 6
3 4 026 Offenbecher passed too high for Williams on right sideline inc.
4 4 026 Edwards punted 54; C. Jones recovered his own fumble for -2 return

Flor 4:47

1 10 F18 R. Williams option pitch at le for 2
2 8 F20 Lowrey faded, looked, sacked for -5 - Crecelius
3 13 F15 Lowrey passed on swing left to C. Jones for 5
4 8 F20 Harlowe punted 43; Lane dodged tacklers for a 19 yard return

Ohio 3:17

1 10 F44 Offenbecher faked right, passed to Anderson left for 14
1 10 F30 Spencer crossad over lt for 3
continued

2 7 F27 Offenebecher kept right for -1; Fojtik
 3 8 F28 Offenebecher faked, faded, looked sacked by Carreker -9
 4 17 F37 Edwards punted into the end zone for the TB

Flor 0:40

1 10 F20 G. Allen draw thru lt, clear for 21
 1 10 F41 G. Allen draw middle for 3 as the quarter ended

FLORIDA STATE 21 OHIO STATE 17

2 7 F44 B. Williams passed to Johnson cutting across middle for 10
 1 10 046 B. Williams passed for Wheeler over middle, dropped inc.
 2 10 046 B. Williams passed deep over middle to Johnson for 21
 1 10 025 G. Allen draw center hit by Giuliani for -2
 2 12 027 B. Williams faked, faded, looked, chased, broke tackle, moved right,
 passed to G. Allen for 20
 1 10 0 7 R. Williams pitch right for -2; Czyzynski
 2 12 0 9 Burnett draw rg no gain
 3 12 0 9 B. Williams passed quick on lob into left end zone at the side line
 to Hester for the TD at 11:54 - Hall's PAT try was wide left
 80 yards in 10 plays with 3:46 elapsed - FLORIDA STATE 27 OSU 17
 Rendina kicked off 8 yards deep; Gayle returned center for 22;
 Harris recovered fumble

Flor 11:49

1 10 022 R. Williams cut into lt for 3
 2 7 019 G. Allen pitch at rt for 1
 3 6 018 McKinnon took handoff on reverse wide right for 8
 1 10 010 R. Williams took pitch left, cut back right, clear for the TD at 10:04
 Hall PAT - 22 yards in 4 plays, with 1:45 elapsed
 FLORIDA STATE 34 OHIO STATE 17
 Rendina kicked off high, short left, and out of bounds;
 illegal procedure declined

Ohio 10:04

1 10 044 Offenebecher passed deep to Williams on right sideline for 22
 (Williams hurt, ran off)
 1 10 F34 Spencer draw thru middle for 5
 2 5 F29 Offenebecher faked left, moved right, passed to Byars for 7
 Ohio State illegal motion -5
 2 10 F34 Offenebecher faded, looked, ran left for -1; Carreker
 Ohio State holding -10
 2 20 F44 Offenebecher passed to Williams deep on right sideline for 18
 3 2 F26 Spencer pitch at left end, wide for 15
 1 10 F11 Offenebecher was sacked by Harris on blitz for -6
 2 16 F17 Spencer draw thru lg for 12
 3 4 F 5 Spencer was stopped at lg for 2
 4 2 F 3 Offenebecher faked, passed short left Frank; Broken up by McCrary inc.

Flor 6:30

1 10 F 4 C. Jones at lg for 3
 2 7 F 7 G. Allen pitch at le, faked reverse, wide for 6
 3 1 F13 G. Allen pitch right, stopped by Foster for -2
 4 3 F11 Harlowe punted 34; Lane returned left for 4

Ohio 4:32

1 10 F41 Offenebecher faked, passed just too high for Williams over middle;
 intercepted by McCrary, return 10

Flor 4:22

1 10 F31 R. Williams draw thru lg for 13
 1 10 F44 B. Allen pitch at re for 9
 2 1 047 Florida State illegal procedure -6 (stepped off long)
 2 7 F47 B. Allen pitch right, wide for six; FSU holding -9 (stepped off short)
 2 16 F38 T. Smith reverse left for -4 - Tatum Time out Florida State at 2:21
 3 20 F34 B. Williams passed deep left for Hester; broken up by Anthony inc.
 4 20 F34 Harlowe punted left 32; Lane return for 6

continued

FLORIDA STATE VS. OHIO STATE
October 2, 1982

Ohio Stadium
Columbus, Ohio

PLAY-BY-PLAY-12
4th Quarter

~~1~~ 10 040) Offenbecher passed to Williams over middle for 16
1 10 F44 Offenbecher passed to Jemison left for 8
2 2 F36 Offenbecher passed to Jemison left again for 17
1 10 F19 Offenbecher passed quick left to high for Jemison inc.
2 10 F19 Offenbecher passed for Anderson right; broken up by Kinsey inc.
3 10 F19 Offenbecher passed way too high for Williams left inc.
4 10 F19 Offenbecher passed too wide for Anderson deep right inc.

Flor 1:00

1 10 F19 B. Allen pitch at left end for 5
2 5 F24 B. Allen pitch at right end, clear for 13
1 10 F37 T. Smith clear thru rg, cut left, fumbel recovered by Hill for 11

Ohio 0:06

1 10 F48 Offenbecher passed too long for Williams deep on right sideline inc.
as the game ended at 4:31 P.M.

FLORIDA STATE 34 OHIO STATE 17

SUMMARY OF FOOTBALL GAME STATISTICS

Visiting Team

Visiting Team Florida State First Downs: (Rush) 14 (Pass) 10 (Pen.) 0 Total 24 Penalties Against: (No.) 7 (Yards) 50 Own Fumbles: (No.) 5 (Lost) 4

IMPORTANT: Most player categories are ranked on per-game average. Thus, it's vital that you consider every player (on both teams) with any statistics in any game this season (get season player statistics from both SIDs). Then list below the last name of players who have season figures but did NOT play in this game. All players with previous statistics will be charged with a game unless you indicate otherwise under DID NOT PLAY IN THIS GAME. A game played is one play—whether or not the player touches the ball. (For guidelines on a game played, refer to Official Football Statisticians' Manual .) If a player with first-time statistics has missed games, fill in below—after getting from the SID how many games missed.

DID NOT PLAY IN THIS GAME

Last Name _____ Last Name _____ Last Name _____ Last Name _____ Last Name _____ Last Name _____ Last Name _____

PLAYERS WITH FIRST-TIME STATISTICS WHO HAVE MISSED GAMES: Last Name Harlowe No. Games Missed 3 Last Name _____ No. Games Missed _____

PLAYER	RUSHING					PASSING						TOTAL OFFENSE		RECEIVING			INT. RETURNS			PUNTING			PUNT RETURNS			K. O. RETURNS			X Pt. Kicks		Other X Pts.		Field Goals		Points		
	Rushes	Gain	Loss	Net	TDs	Att.	Comp.	Int.	Yards	TDs	Conv.	Plays	Yards	Catches	Yards	TDs	No.	Yards	TDs	No.	Yards	Blk'd	No.	Yards	TDs	No.	Yards	TDs	TDs	Att.	Made	Att.	Made	Att.		Made	
G. Allen	18	110	6	104	1							18	104	1	20	0										3	83	0	1	0	0	0	0	0	0	6	
R. Williams	16	80	3	77	1							16	77	2	23	0												1	0	0	0	0	0	0	6		
Burnett	5	24	0	24	0							5	24	2	16	0																					
T. Smith	4	28	4	24	0							4	24																								
Lowrey	4	6	7	(-1)	0	23	14	0	130	1	0	27	124	1	11	1												1	0	0	0	0	0	0	6		
B. Allen	3	27	0	27	0							3	27																								
C. Jones	2	11	0	11	0	1	1	0	11	1	0	3	22	3	8	0							1	2	0												
McKinnon	1	8	0	8	0							1	8																								
B.L. Williams						6	4	0	61	1	0																										
Johnson														5	90	0																					
Mowatt														3	14	1												1	0	0	0	0	0	0	6		
Hester														1	9	1												1	0	0	0	0	0	0	6		
Wheeler														1	11	0																					
Hall																												0	5	4	0	0	0	0	0	4	
Harlowe																				5	188	0															
Harris																	1	35	0																		
Young																	2	10	0																		
McCrory																	1	10	0																		
VISITING TEAM TOTALS	53	294	20	274	2	30	19	0	202	3	0	83	476	19	202	3	4	55	0	5	188	0	1	(2)	0	3	93	0	5	5	4	0	0	0	0	34	

Home Team Ohio State First Downs: (Rush) 10 (Pass) 7 (Pen.) 1 Total 18 Penalties Against: (No.) 5 (Yards) 35 Own Fumbles: (No.) 2 (Lost) 1

HOME TEAM TOTALS	38	172	18	154	1	32	13	4	217	1	0	70	371	13	217	1	0	0	0	3	120	0	5	46	0	3	119	0	2	2	2	0	0	2	1	17
------------------	----	-----	----	-----	---	----	----	---	-----	---	---	----	-----	----	-----	---	---	---	---	---	-----	---	---	----	---	---	-----	---	---	---	---	---	---	---	---	----

Date Oct 2, 1982 Game Site Columbus, Ohio Official Attendance 89,491

ADDITIONAL STATISTICS

SCORE BY QUARTERS	1st	2nd	3rd	4th	Total
FSU	7	14	0	13	34
OSU	10	7	0	0	17

Time of Game:
Kickoff
1:31
P.M.
End of Game
4:34
P.M.
Total Elapsed Time
3:03
(Including intermission)

Temperature and Weather Conditions
Clear and Sunny
80 F
10 mph NE

SCORING SUMMARY

List all scoring plays in sequence. "Time left" means time remaining in the quarter at the conclusion of the scoring play. Under "play," to save you time, please use only: Rush, Pass, INT, PR, KOR, FUM, FG, or SAF (instead of writing out interception, punt, kickoff and fumble returns, field goal or safety).

On pass play, list passer first, then receiver and combined yardage of pass and

run. All plays are measured from the line of scrimmage except field-goal attempts—from the point of kick to the goal posts (goal line plus 10 yards).

After each touchdown, please continue on the same line and under "FOR EXTRA POINTS ONLY" check (✓) type of PAT (kick, pass or run) and whether good (G) or no good (NG).

Team	Qtr.	Time Left	Play	Player(s)	Yards	FOR EXTRA POINTS ONLY Player(s)	K	P	R	G	NG
OSU	1	7:52	run	Spencer	8	PAT Spangler	✓				
FSU	1	4:11	pass	Jones to Lowrey	11	PAT Hall	✓				
OSU	1	3:09	FG	Spangler	40	PAT					
FSU	2	13:41	pass	Lowrey to Mowatt	6	PAT Hall	✓				
FSU	2	9:05	run	Allen	7	PAT Hall	✓				
OSU	2	2:11	pass	Offenbecher to Spencer	31	PAT Spangler	✓				
FSU	4	11:54	pass	Williams to Hester	9	PAT Hall	✓				✓
FSU	4	10:04	run	Williams	10	PAT Hall	✓				
						PAT					
						PAT					
						PAT					
						PAT					
						PAT					

NONSCORING LONG PLAYS (70 yards or more)			
(List all punts 50 yards or more)			
Team	Play	Player(s)	Yards
OSU	KOR	Lindsey	75
OSU	Punt	Edwards	54
MISCELLANEOUS YARDAGE			
Runbacks of blocked (or missed) field goal attempts. If blocked, indicate with (B) after Yards.			
Team		Player(s)	Yards

MISSED FIELD GOAL ATTEMPTS		
List <u>all</u> missed field goal attempts by <u>both</u> teams. If a player has more than one miss, list all misses on the same line, e.g. 30-41.		
Team	Player	Yards
OSU	Spangler	27
THIRD-DOWN CONVERSIONS		
Team	Att.	Made
FSU	15	8
OSU	12	5

SUMMARY OF FOOTBALL GAME STATISTICS HOME TEAM

Home Team Ohio State First Downs: (Rush) 10 (Pass) 7 (Pen.) 1 Total 18 Penalties Against: (No.) 5 (Yards) 35 Own Fumbles: (No.) 2 (Lost) 1

IMPORTANT: Most player categories are ranked on per-game average. Thus, it's vital that you consider every player (on both teams) with any statistics in any game this season (get season player statistics from both SIDs). Then list below the last name of players who have season figures but did NOT play in this game. All players with previous statistics will be charged with a game unless you indicate otherwise under DID NOT PLAY IN THIS GAME. A game played is one play—whether or not the player touches the ball. (For guidelines on a game played, refer to Official Football Statisticians' Manual .) If a player with first-time statistics has missed games, fill in below—after getting from the SID how many games missed.

DID NOT PLAY IN THIS GAME

Last Name Last Name Last Name Last Name Last Name Last Name Last Name Last Name

PLAYERS WITH FIRST-TIME STATISTICS WHO HAVE MISSED GAMES: Last Name No. Games Missed Last Name No. Games Missed

PLAYER	RUSHING					PASSING						TOTAL OFFENSE		RECEIVING			INT. RETURNS			PUNTING			PUNT RETURNS			K. O. RETURNS			X Pt. Kicks		Other X Pts.		Field Goals		Points	
	Rushes	Gain	Loss	Net	TDs	Att.	Comp.	Int.	Yards	TDs	Conv.	Plays	Yards	Catches	Yards	TDs	No.	Yards	TDs	No.	Yards	Blk'd	No.	Yards	TDs	No.	Yards	TDs	TDs	Att.	Made	Att.	Made	Att.		Made
SPENCER	16	100	1	99	1							16	99	2	36	1													2						12	
J. GAYLE	6	31	0	31	0							6	31												1	22	0									
OFFENBECHER	7	6	16	(-10)		24	11	3	204	1		31	104																							
TOMCZAK	4	26	0	26		8	2	1	13			12	39																							
BROADNAX	4	9	1	8								4	8																							
ANDERSON	1	0	0	0								1	0	2	37	0																				
A. WILLIAMS														5	104	0																				
JEMISON														2	25	0																				
FRANK														2	15	0																				
EDWARDS																				3	126	0														
SPANGLER																													2	2			2	1	5	
LINDSEY																										2	97	0								
LANE																								5	46	0										
HOME TEAM TOTALS	38	172	18	154	1	32	13	4	217	1		70	371	13	217	1	0	0	0	3	126	0	5	46	0	3	119	0	2	2	2	0	0	2	1	17

Visiting Team Florida State First Downs: (Rush) 14 (Pass) 10 (Pen.) 0 Total 24 Penalties Against: (No.) 7 (Yards) 50 Own Fumbles: (No.) 5 (Lost) 4

VISITING TEAM TOTALS	53	294	20	274	2	30	19	0	202	3		83	476	19	202	3	4	55	0	5	188	0	1	2	0	3	83	0	5	5	4	0	0	0	0	34
----------------------	----	-----	----	-----	---	----	----	---	-----	---	--	----	-----	----	-----	---	---	----	---	---	-----	---	---	---	---	---	----	---	---	---	---	---	---	---	---	----

Date Oct 2, 1982 Game Site Columbus, Ohio Official Attendance 89,491