







Florida State Dress List
vs. Miami

1	Eric Thomas	QB	53	Gerald Riopelle	C
3	Herb Gainer	WR	54	David Palmer	FB
4	Jessie Hester	WR	55	Fred Jones	ILB
5	Joe Wessel	S	56	David Schrenker	C
6	Louis Berry	P	57	Jesse Solomon	OLB
7	Barry Barco	KS	58	Henry Taylor	ILB
8	Eric Riley	CB	59	Tim Flasher	OG
11	Kirk Coker	QB	60	John Bamber	OT
14	Danny McManus	QB	61	Dan Morris	OG
15	Anthony Smiley	SS	63	Mark Salva	OG
17	Eric Williams	CB	64	Jamie Dukes	OG
18	Derek Schmidt	KS	65	Darryl Gray	OLB
19	Greg Jacobs	FS	66	Parrish Barwick	OT
20	Roosevelt Snipes	TB	67	Ulysees Roberson	OLB
21	Dwayne Denson	TB	68	Lenny Chavers	NG
23	Jerome McCoy	SS	69	Joey Ionata	OT
24	Darrin Holloman	WR	71	Todd Stroud	NG
26	Greg Allen	TB	72	J.D.Dowell	OL
30	Terry Griggley	CB	74	Pablo Lopez	OT
31	Billy Allen	SS	76	Steve Gabbard	DT
32	Martin Mayhew	CB	77	John Ionata	OT
36	Eric Stiehl	OLB	79	Gerald Nichols	DT
37	Stan Shiver	DB	83	Stanley Scott	DT
38	Paul McGowan	ILB	84	Garth Jax	OLB
39	Brian Davis	SS	85	Pat Carter	TE
41	Cedric Jones	FB	86	Carlton Scott	WR
42	Cletis Jones	FB	88	Hassan Jones	WR
43	Brian McCrary	FS	92	Tom O'Malley	TE
45	Isaac Williams	DT	93	Jim Hendley	DT
46	Felton Hayes	FB	95	Pat Cicalese	TE
47	Brian Williams	OLB	96	Pete Panton	TE
51	Marty Riggs	OT	99	Bruce Heggie	OLB
52	John Eaford	OLB			

FILE COPY — DO NOT REMOVE

MIAMI															FLORIDA STATE														
No.	Name	Pos.	MIAMI'S BALL					FL	LT	LG	C	RG	RT	TE	No.	Name	Pos.												
73	Alekna, Dave	OG						6 Stanley Shakespeare	79 Paul Bertucelli	50 Mike Moore	76 Ian Sinclair	72 Alvin Ward	52 Dave Heffernan	84 Willie Smith	31	Allen, Billy	S												
85	Arango, Rick	LB						11 David Kintigh	74 Gregg Rakoczy	77 Paul O'Connor	59 Chris Ley	77 Paul O'Connor	70 Ed Davis	87 Alfredo Roberts	26	Allen, Greg	TB												
18	Bain, Tolbert	DB																		60	Bamber, John	OT							
79	Bertucelli, Paul	OT																		7	Barco, Barry	KS							
36	Blades, Bennie	DB																		66	Barwick, Parrish	OG							
9	Blades, Brian	WR						<div>MIAMI SPECIALISTS</div> <div>Punter.....12 Rick Tuten</div> <div>Kickoff.....3 Mark Seelig</div> <div>FG-PAT.....25 Greg Cox</div> <div>Snapper.....58 Bruce Fleming</div> <div>Holder.....12 Rick Tuten</div> <div>KO Return.....21 J.C. Penny</div> <div>Punt Return.....33 Brett Perriman</div>					6	Berry, Louis	P														
38	Bowen, Mike	LB											9	Bryant, Phillip	WR														
5	Bratton, Melvin	HB											85	Carter, Pat	TE														
80	Broughton, Willie Lee	MG											68	Chavers, Lenny	NG														
4	Brown, Andre	WR											95	Cicalese, Pat	TE														
40	Brown, Ed	WR													11	Coker, Kirk	QB												
98	Brown, Jerome	DT													39	Davis, Brian	SS												
32	Brown, Selwyn	DB													21	Denson, Dwayne	TB												
2	Calhoun, Ken	DB													50	Desenso, Don	NG												
64	Cameron, Dallas	DT													72	Dowell, J.D.	OL												
53	Caneel, Rob	OT													64	Dukes, Jamie	OG												
56	Carter, Rod	LB													52	Eatford, John	OLB												
63	Cichoke, Bill	DT													59	Flasher, Tim	OG												
69	Comendeiro, Juan	OG													27	Floyd, Victor	TB												
99	Cortes, Julio	DE													76	Gabbard, Steve	DT												
25	Cox, Greg	PK													3	Gainer, Herb	WR												
70	Davis, Ed	OT													65	Gray, Darryl	OLB												
16	Delegal, Lucious	DB													30	Griggley, Terry	CB												
15	Ditthardt, David	DB													22	Hall, Philip	KS												
29	Ellis, Don	WR													46	Hayes, Felton	ILB												
95	Fagan, Kevin	DT													75	Hebron, Tim	OT												
49	Flaharty, Shon	DE													99	Heggie, Bruce	OLB												
58	Fleming, Bruce	LB													93	Hendley, Jim	DT												
19	Fullington, Darrell	DB													4	Hester, Jessie	WR												
23	Griffin, Michael	FB													24	Holloman, Darrin	WR												
26	Griffin, Tony	DB													69	Jonata, Joey	OG												
41	Ham, Eric	RB													77	Jonata, John	OT												
57	Harris, Ron	DE													19	Jacobs, Greg	FS												
54	Hawkins, Bill	DT													84	Jax, Garth	OLB												
52	Heffernan, David	OT													41	Jones, Cedric	FB												
68	Hembrough, Chris	OL													42	Jones, Cletis	FB												
82	Henry, Charles	TE													55	Jones, Fred	ILB												
30	Highsmith, Alonzo	FB													88	Jones, Hassan	WR												
47	Ivin, Mike	WR													28	Kinsey, Rocky	CB												
91	Jastrab, Bob	DT													74	Lopez, Pablo	OT												
86	Jones, Derwin	DB													23	McCoy, Jerome	SS												
27	Jones, Greg	DB													43	McCrary, Brian	WS												
11	Kintigh, David	WR													38	McGowan, Paul	ILB												
48	Kohlbrand, Joe	DE													14	McManus, Danny	QB												
20	Kosar, Bernie	QB													13	Mack, Kim	FS												
59	Ley, Chris	OC													48	Matt, Prince	FB												
31	McCloskey, Matt	DB													32	Mayhew, Martin	CB												
43	McDowell, Bubba	DB													61	Morris, Dan	OG												
66	McFadden, Doug	DB													33	Nettles, Terry	CB												
93	McMurray, Darin	MG													79	Nichols, Gerald	DT												
61	McVeigh, John	LB													2	Nicklaus, Steve	WR												
55	Maddox, Maurice	OG													92	O'Malley, Thomas	TE												
62	Mahon, Gary	DT													54	Palmer, David	ILB												
55	Mariscal, Dan	LB													96	Panton, Pete	TE												
28	Martinez, Willie	DB													8	Riley, Eric	CB												
7	Minie, Steve	P													53	Riopelle, Gerald	C												
45	Mira Jr., George	LB													67	Roberson, Ulysses	OLB												
50	Moore, Mike	OG													89	Salva, Mark	OT												
90	Morris, Victor	DE													16	Sanders, Tracy	QB												
92	Moss, Winston	DE													18	Schmidt, Derek	KS												
77	O'Connor, Paul	OG													56	Schrenker, David	C												
75	O'Neill, John	OL													86	Scott, Carlton	WR												
37	Oliver, Darryl	HB													83	Scott, Stanley	DT												
8	Oliver, Kenny	WR													15	Smiley, Anthony	SS												
67	Parish, Ernie	DT													49	Smith, Tony	TB												
71	Patchan, Matt	OG													20	Snipes, Roosevelt	TB												
21	Penny, J.C.	RB													57	Solomon, Jesse	ILB												
94	Perinovic, Dan	LB													36	Stiehl, Eric	OLB												
33	Perriman, Brett	WR													71	Stroud, Todd	NG												
83	Pigza, Mike	TE													58	Taylor, Henry	ILB												
74	Rakoczy, Gregg	OC													1	Thomas, Eric	QB												
87	Roberts, Alfredo	TE													73	Thompson, Jim	OT												
51	Rodbro, Mike	LB													80	Warren, Terry	OLB												
78	Schaefer, Bill	OT													5	Wessel, Joe	S												
3	Seelig, Mark	PK													87	White, Gaylon	TE												
6	Shakespeare, Stanley	WR													82	White, Randy	WR												
22	Shannon, Randy	DB													47	Williams, Brian	OLB												
35	Sims, Tim	DB													17	Williams, Eric	CB												
76	Sinclair, Ian	OC													45	Williams, Isaac	DT												
81	Smith, Brian	TE																											
84	Smith, Willie	TE																											
46	Stanish, Todd	FB																											
44	Staffler, Steve	RB																											
60	Stephens, Owen	OG																											
96	Stubbs, Daniel	DE																											
1	Sutton, Reggie	DB																											
14	Testaverde, Vinny	QB																											
12	Tuten, Rick	P																											
17	Ungham, John	DB																											
13	Vanderwende, Kyle	QB																											
34	Walters, Tracy	RB																											
39	Walker, Keith	LB																											
72	Ward, Alvin	OG																											
24	Williams, Warren	HB																											

MIAMI vs. FLORIDA STATE															Sept. 22, 1984															ORANGE BOWL STADIUM																			
FLORIDA STATE'S BALL															MIAMI'S BALL															FLORIDA STATE'S BALL																			
															SE					ST					SG					C					TG					TT					TE				
															88 Hassan Jones					66 Parrish Barwick					61 Dan Morris					53 Gerald Riopelle					64 Jamie Dukes					77 John Jonata					85 Pat Carter				
															3 Herb Gainer					69 Joey Jonata					63 Mark Salva					56 David Schrenker					60 John Bamber					74 Pablo Lopez					92 Tom O'Malley				
															QB					TB					FB					FL																			
															1 Eric Thomas					26 Greg Allen					42 Cletis Jones					4 Jesse Hester																			
															11 Kirk Coker					20 Roosevelt Snipes					41 Cedric Jones					24 Darrin Holloman																			
															DE					RT					MG					LT					DE					LB									
															64 Dallas Cameron					95 Kevin Fagan					80 Willie Lee Broughton					86 Derwin Jones					92 Winston Moss					58 Bruce Fleming									
															48 Joe Kohlbrand					98 Jerome Brown					66 Darin McMurray					90 Victor Morris					99 Julio Cortes					57 Ronnie Harris									
															LB					QC					SC					R					FS														
															93 John McVeigh					1 Reggie Sutton					18 Tolbert Bain					2 Ken Calhoun					19 Darrell Fullington														
															45 George Mira, Jr.					43 Doug McFadden					32 Selwyn Brown					27 Greg Jones					28 Willie Martinez														

HURRICANE LEADERS (1984)										TEAM STATISTICS (1984)										SEMINOLE LEADERS (1984)									

FLORIDA STATE UNIVERSITY NUMERICAL ROSTER

No.	Name	Pos.	Hgt.	Wgt.	Cl.	Hometown/High School
1	Eric Thomas	QB	6-0	198	Jr.	Lake Park, Ga.
2	Steve Nicklaus	WR	6-2	199	Jr.	North Palm Beach, Fla.
3	Herb Gainer	WR	6-3	190	Fr.	Sarasota, Fla.
4	Jessie Hester	WR	6-0	172	Sr.	Belle Glade, Fla.
5	Joe Wessel	S	5-11	187	Sr.	Miami, Fla.
6	Louis Berry	P	6-0	185	So.	Panama City, Fla.
7	Barry Barco	KS	5-9	166	So.	Orange Park, Fla.
8	Eric Riley	CB	6-0	171	Sr.	Ft. Myers, Fla.
9	Phillip Bryant	WR	5-10	175	Fr.	Bainbridge, Ga.
11	Kirk Coker	QB	6-0	178	Jr.	Perry, Fla.
13	Kim Mack	FS	6-0	192	Sr.	Port Orange, Fla.
14	Danny McManus	QB	6-1	188	Fr.	Hollywood, Fla.
15	Anthony Smiley	SS	5-10	195	Sr.	St. Augustine, Fla.
16	Tracy Sanders	QB	6-1	175	Fr.	Bradenton, Fla.
17	Eric Williams	CB	5-9	177	Fr.	Clearwater, Fla.
18	Derek Schmidt	KS	5-11	175	Fr.	Sarasota, Fla.
19	Greg Jacobs	FS	5-10	180	Jr.	West Palm Beach, Fla.
20	Roosevelt Snipes	TB	5-9	181	Jr.	Sarasota, Fla.
21	Dwayne Denson	TB	6-1	220	Fr.	Norristown, Pa.
22	Philip Hall	KS	5-10	150	Sr.	Tallahassee, Fla.
23	Jerome McCoy	SS	6-0	200	Sr.	Daytona Beach, Fla.
24	Darris Holloman	WR	5-7	169	Fr.	Tallahassee, Fla.
26	Greg Allen	TB	6-0	201	Sr.	Milton, Fla.
27	Victor Floyd	TB	5-11	180	Fr.	Pensacola, Fla.
28	Rocky Kinsey	CB	5-9	176	Jr.	Greenville, Fla.
30	Terry Griggley	CB	5-11	180	Fr.	Clearwater, Fla.
31	Billy Allen	SS	6-1	208	Sr.	Cleveland, Ohio
32	Martin Mayhew	CB	5-8	166	Fr.	Tallahassee, Fla.
33	Terry Nettles	CB	5-10	187	Fr.	Deland, Fla.
36	Eric Stehl	OLB	6-5	213	Fr.	Neptune Beach, Fla.
38	Paul McGowan	ILB	6-1	215	Fr.	Winter Park, Fla.
39	Brian Davis	SS	6-0	190	Fr.	Tallahassee, Fla.
41	Cedric Jones	FB	5-9	187	Sr.	Valdosta, Ga.
42	Cletis Jones	FB	6-0	218	Jr.	Miami, Fla.
43	Brian McCrary	FS	5-11	171	Sr.	Germantown, Tn.
45	Isaac Williams	DT	6-1	260	Jr.	Sanford, Fla.
46	Felton Hayes	ILB	6-1	220	Fr.	Brandon, Fla.
47	Brian Williams	OLB	6-0	217	Sr.	Winter Haven, Fla.
48	Prince Mait	FB	5-10	188	Sr.	Bradenton, Fla.
49	Tony Smith	FB	5-10	180	Jr.	Miami, Fla.
50	Dan Denson	NG	6-1	277	So.	Miami, Fla.
51	Marty Riggs	C	6-2	241	So.	Louisville, Ky.
52	John Ealord	OLB	6-2	204	Fr.	Miami, Fla.
53	Gerald Riopelle	OLB	6-1	252	Sr.	Wyandotte, Mich.
54	David Palmer	OLB	6-2	212	Fr.	Tallahassee, Fla.
55	Fred Jones	ILB	6-3	227	So.	Miami, Fla.
56	David Schranker	C	6-3	228	Fr.	Panama City, Fla.
57	Jesse Solomon	ILB	6-1	239	Jr.	Madison, Fla.
58	Henry Taylor	ILB	6-0	228	Sr.	Milledgeville, Ga.
59	Tim Flasher	OG	6-6	233	Jr.	Hollywood, Fla.
60	John Bamber	OT	6-5	263	So.	Philadelphia, Pa.
61	Dan Morris	OG	6-1	243	Jr.	Longwood, Fla.
64	Jamie Dukas	OG	6-1	269	Jr.	Orlando, Fla.
65	Darryl Gray	OLB	6-2	228	Jr.	Lake Wales, Fla.
66	Parrish Barwick	OG	6-0	272	So.	Crawfordville, Fla.
67	Ulysses Roberson	OLB	6-4	228	So.	Auburndale, Fla.
68	Lenny Chavers	NG	6-0	245	Jr.	Osteon, Fla.
69	Joey Ionata	OG	6-2	245	Fr.	Dunedin, Fla.
71	Todd Stroud	NG	5-11	224	Jr.	St. Petersburg, Fla.
72	J.D. Dowell	OL	6-2	207	Jr.	Tampa, Fla.
73	Jim Thompson	OT	6-7	231	Sr.	Midlothian, Va.
74	Pablo Lopez	OT	6-4	257	Fr.	Miami, Fla.
75	Tim Hebron	OT	6-5	270	So.	St. Louis, Mo.
76	Steve Gabbard	DT	6-5	260	Fr.	Concord, N.C.
77	John Ionata	OT	6-3	272	Jr.	Dunedin, Fla.
79	Gerald Nichols	DT	6-2	252	So.	St. Louis, Mo.
80	Terry Warren	OLB	6-1	220	Fr.	Titusville, Fla.
82	Randy White	WR	6-0	175	Fr.	Marianna, Fla.
83	Stanley Scott	DT	6-3	231	Jr.	Brandon, Fla.
84	Garth Jax	OLB	6-2	209	Jr.	Houston, Tex.
85	Pat Carter	TE	6-4	230	Fr.	Sarasoto, Fla.
86	Carlton Scott	WR	5-7	165	Fr.	Chieffand, Fla.
87	Gaylon White	TE	6-1	216	Fr.	Atlanta, Ga.
88	Hassan Jones	WR	6-1	200	Jr.	Clearwater, Fla.
89	Mark Salva	OT	6-2	244	Fr.	Winter Park, Fla.
92	Tom O'Malley	TE	6-3	225	Fr.	Darien, Ct.
93	Jim Hendley	DT	6-3	235	So.	Nashville, Ga.
95	Pat Cicalese	TE	6-3	220	So.	Pompano Beach, Fla.
96	Pete Pantan	TE	6-2	226	Jr.	Laurel, Fla.
99	Bruce Heggie	OLB	6-4	226	So.	St. Louis, Mo.

FLORIDA STATE SCHEDULE

Date	Opponent
Sept. 1	EAST CAROLINA
	48-17 W
Sept. 15	at Kansas 42-16 W
Sept. 22	at Miami
Sept. 29	TEMPLE
Oct. 6	at Memphis State
Oct. 13	AUBURN
Oct. 20	TULANE
Nov. 3	at Arizona State
Nov. 10	at South Carolina
Nov. 17	TENNESSEE-CHATTANOOGA
	FLORIDA
Dec. 1	

SEMINOLE COACHING STAFF

BOBBY BOWDEN	Head Coach
CHUCK AMATO	Defensive Line Coach
MICKEY ANDREWS	Defensive Coordinator and Defensive Back Coach
ART BAKER	Quarterback Coach
JOHN EASON	Receiver Coach
JIM GLADDEN	Outside Linebacker Coach
BOB HARBISON	Offensive Line Coach
GENE McDOWELL	Inside Linebacker Coach
WAYNE McDUFFIE	Offensive Coordinator and Offensive Line Coach
BILLY SEXTON	Running Back Coach

UM Opponents in Action Sept. 22

AUBURN vs. Southern Mississippi, FLORIDA is idle, MICHIGAN vs. Wisconsin, PURDUE vs. Minnesota, RICE vs. Lamar, Notre Dame vs. Colorado, CINCINNATI at Memphis State, PITTSBURGH at Temple, LOUISVILLE is idle, MARYLAND at West Virginia, BOSTON COLLEGE vs. North Carolina.

TODAY'S OFFICIALS: Gil Gelbke - referee, Jim Brashier - head linesman, Bob Welch - umpire, Jim Ina - field judge, Mike Looney - back judge and Dick Taylor - line judge (all are from S.I.C.O.A.)

MIAMI SCHEDULE

Date	Opponent
Aug. 27	AUBURN (at the Meadowlands)
	20-18 W
Sept. 1	FLORIDA (at Tampa)
	32-20 W
Sept. 8	at Michigan 22-14 L
Sept. 15	at Purdue 28-17 W
Sept. 22	FLORIDA STATE
Sept. 29	RICE
Oct. 6	at Notre Dame
Oct. 13	at Cincinnati
Oct. 20	PITTSBURGH
Nov. 3	at Louisville
Nov. 10	MARYLAND
Nov. 23	BOSTON COLLEGE

HURRICANE COACHING STAFF

JIMMY JOHNSON	Head Coach
HUBBARD ALEXANDER	Tight End Coach
JOE BRODSKY	Offensive Back Coach
BUTCH DAVIS	Defensive Line Coach
MIKE KNOLL	Defensive Back Coach
DON SOLDINGER	Linebacker Coach
GARY STEVENS	Offensive Coordinator and Receiver Coach
MARC TRESTMAN	Quarterback Coach
BILL TROUT	Defensive Coordinator and Defensive End Coach
CHRIST VAGOTIS	Offensive Line coach

MIAMI NUMERICAL ROSTER

No.	Name	Pos.	Hgt.	Wgt.	Cl.	Hometown/High School
1	Reggie Sutton	DB	5-10	182	So.	Miami (Killian)
2	Kenny Calhoun	DB	6-1	200	Sr.	Titusville (Astronaut)
3	Mark Seelig	PK	5-11	183	So.	Mt. Dora (Apopka)
4	Andre Brown	WR	6-3	194	Fr.	Chicago, Ill. (Fenger)
5	Melvin Bratton	HB	6-2	205	Fr.	Miami (Northwestern)
6	Stanley Shakespeare	WR	6-0	179	Sr.	Boyton Beach (Lake Worth)
7	Steve Minie	P	6-1	188	Sr.	St. Petersburg (Seminole)
8	Kenny Oliver	WR	6-2	196	Jr.	Miami (Miami Beach)
9	Brian Blades	WR	5-11	180	Fr.	Ft. Lauderdale
11	David Kintigh	WR	6-0	180	So.	Satellite Beach (Satellite Beach)
12	Rick Tuten	P	6-0	203	So.	Ocala (Forest)
13	Kyle Vanderwerde	QB	6-3	210	Jr.	Palm Bch. Gardens (Palm Bch. Gardens)
14	Vinny Testaverde	QB	6-5	214	So.	Elmont, NY (Fork Union, Va. Prep)
15	David Dithardt	QB	6-3	200	Sr.	Hollywood (Hollywood Hills)
16	Lucious Delegal	DB	6-2	203	Sr.	Miami (Norland)
17	John Ungham	DB	6-3	205	Fr.	Ellwood City, Pa. (Riverside)
18	Tolbert Bain	DB	6-2	185	Fr.	Miami (Northwestern)
19	Darrell Fullington	DB	6-2	184	Fr.	New Smyrna Beach (New Smyrna)
20	Bernie Kosar	QB	6-5	210	So.	Boardman, Ohio (Boardman)
21	J.C. Penny	RB	5-8	180	Fr.	Youngstown, Ohio (Youngstown East)
22	Randy Shannon	DB	6-0	190	Fr.	Miami (Norland)
23	Mike Griffin	FB	5-11	206	Fr.	Naples (Naples)
24	Warren Williams	HB	6-0	200	Fr.	Ft. Myers (North Ft. Myers)
25	Greg Cox	PK	6-5	190	Fr.	Ft. Lauderdale (St. Thomas Aquinas)
26	Tony Griffin	DB	5-11	178	Jr.	Ft. Myers (North Ft. Myers)
27	Greg Jones	DB	6-2	197	Sr.	Memphis, Tenn. (Melrose)
28	Willie Martinez	DB	6-2	200	Sr.	Hollywood (Hollywood Hills)
29	Don Ellis	WR	5-11	181	Fr.	Ft. Myers (Cypress Lakes)
30	Alonzo Highsmith	FB	6-1	228	So.	Miami (Columbus)
31	Matt McCloskey	DB	5-11	183	Fr.	Coral Gables (Coral Gables)
32	Selwyn Brown	DB	5-11	185	Fr.	St. Petersburg (Northeast)
33	Brett Perriman	WR	5-9	166	Fr.	Miami (Northwestern)
34	Tracy Walters	RB	5-11	203	Fr.	Bradenton (Manatee)
35	Tim Sims	DB	6-0	200	Fr.	Belle Glade (Glades Central)
36	Bennie Blades	DB	6-0	190	Fr.	Ft. Lauderdale (Piper)
37	Darryl Oliver	HB	5-11	190	So.	Palatka (Palatka)
38	Mike Bowen	LB	6-1	222	Fr.	Barrington, Ill. (Barrington)
39	Keith Walker	LB	6-2	216	Sr.	Lake Wales (Lake Wales)
40	Ed Brown	WR	6-0	185	Sr.	Miami (Miami)
41	Eric Ham	RB	6-1	182	Fr.	Merritt Island (Merritt Island)
43	Doug McFadden	DB	6-1	186	So.	Ft. Lauderdale (Stranahan)
44	Steve Staffier	RB	5-10	183	Fr.	Winthrop, Mass. (Winthrop)
45	George Mira, Jr.	LB	6-0	225	Fr.	Miami (Palmetto)
46	Todd Stanish	FB	5-11	198	So.	Alliance, Ohio (Marlington)
47	Mike Irvin	WR	6-2	194	Fr.	Ft. Lauderdale (St. Thomas Aquinas)
48	Joe Kohlbrand	DE	6-4	231	Sr.	Merritt Island (Merritt Island)
49	Shon Flaharty	DE	6-1	222	Fr.	Bellaire Beach (Largo)
50	Mike Moore	OG	6-4	245	Sr.	Bradenton (Manatee)
51	Mike Rodbro	LB	6-4	207	Fr.	Lincolnshire, Ill. (Stevens)
52	David Heffernan	OT	6-4	253	Sr.	Miami (Columbus)
53	Rob Canel	OT	6-2	240	Fr.	Weilton, W. Va. (Weir)
54	Bill Hawkins	DT	6-6	224	Fr.	Hollywood (South Broward)
55	Danny Mariscal	LB	6-1	22	Fr.	Key West (Key West)
56	Rod Carter	LB	6-1	194	Fr.	Ft. Lauderdale (Ft. Lauderdale)
57	Ron Harris	DE	6-0	205	Sr.	Miami (Southwest)
58	Bruce Fleming	LB	6-2	224	Jr.	Monaca, Pa. (Monaca)
59	Chris Ley	OG	6-5	239	Jr.	Hialeah (Hialeah)
60	Owen Stephens	OG	6-3	245	Jr.	Atlanta, Ga. (Therrell)
61	Maurice Maddox	OG	6-3	221	Fr.	Lakeland (Lakeland)
62	Gary Mahon	DT	6-2	226	Fr.	Parkridge, N.J. (Parkridge)
63	Bill Cichoke	DT	6-6	234	Fr.	Portland, Ore. (Jesuit)
64	Dallas Cameron	DT	6-2	245	Sr.	Melbourne (Melbourne)
66	Darin McMurray	MG	6-2	234	Jr.	Ft. Myers (Ft. Myers)
67	Ernie Parish	DT	6-2	240	Fr.	Miami (Southridge)
68	Chris Hembrough	OL	6-2	222	Jr.	Springfield, Ill. (Griffin)
69	Juan Comendero	OG	6-2	250	Sr.	Miami (South Miami)
70	Ed Davis	OT	6-4	250	So.	Ft. Meade (Ft. Meade)
71	Matt Patchan	OG	6-1	243	Fr.	Pittsburgh, Pa. (Penn Hills)
72	Alvin Ward	OG	6-1	260	Sr.	Chicago, Ill. (Hyde Park)
73	David Alekna	OG	6-3	240	So.	Oak Lawn, Ill. (Richards)
74	Gregg Rakoczy	OC	6-5	282	So.	Medford Lakes, N.J. (Shawnee)
75	John O'Neill	OL	6-3	259	Fr.	Cooper City (North Miami Beach)
76	Ian Sinclair	OC	6-4	253	Sr.	London, Ontario, Canada (Laurier)
77	Paul O'Connor	OG	6-3	248	So.	Berkeley Hgts, NJ (Worcester, Mass Prep)
78	Bill Schaefer	OT	6-8	261	Fr.	Claymont, Del. (Salesianum)
79	Paul Bertucelli	OT	6-4	250	So.	Miami (Sunset)
80	Willie Lee Broughton	MG	6-5	245	Sr.	Ft. Pierce (Central)
81	Brian Smith	TE	6-3	210	Fr.	Mulberry (Mulberry)
82	Charles Henry	TE	6-4	224	Fr.	St. Petersburg (Northeast)
83	Mike Pigza	TE	6-5	220	Fr.	Willoughby, Ohio (Willoughby South)
84	Willie Smith	TE	6-2	212	So.	Jacksonville (Englewood)
85	Rick Arango	LB	6-3	210	Fr.	Miami (Columbus)
86	Derwin Jones	DT	6-4	246	Fr.	Miami (Northwest Christian)
87	Alfredo Roberts	TE	6-3	223	Fr.	Hollywood (South Plantation)
90	Victor Morris	DE	6-1	235	So.	Deerfield Beach (Ely)
91	Bob Jastrab	DT	6-2	250	Jr.	Walnut, Ca. (Mt. San Antonio JC)
92	Winston Moss	DE	6-3	224	So.	Miami (Southridge)
93	John McVeigh	LB	6-2	223	Jr.	Miami (Columbus)
94	Dan Perinovic	LB	6-1	208	Fr.	Coral Springs (Taravella)
95	Kevin Fagan	DT	6-3	260	Jr.	Lake Worth (Leonard)
96	Daniel Stubbs	DE	6-4	238	Fr.	Red Bank, N.J. (Red Bank Regional)
98	Jerome Brown	DT	6-2	255	So.	Brooksville (Hernando)
99	Julio Cortes	DE	6-1	215	Sr.	Miami (Columbus)

NCAA OFFICIAL SCORING SUMMARY

FLORIDA STATE

vs.

MIAMI

Visitors

Home

Date Sept. 22, 1984 Site Orange Bowl Attendance 60,210

FILE COPY — DO NOT REMOVE

Score by Quarters	1	2	3	4	Final
FLORIDA STATE	6	3	15	14	38
MIAMI	0	0	0	3	3

Time remaining

1st	10:16	FSU--Field Goal by Schmidt (54 yards)	FSU	3	UM	0
	3:47	FSU--Field Goal by Schmidt (40 yards)		6		0
2nd	na	FSU--Field Goal by Schmidt (38 yards)		9		0
3rd	13:21	FSU--Hester 77-yard run (2-pointer Thomas to Hasan Jones)		17		0
	9:08	FSU--Snipes 4-yard run (Schmidt kick)		24		0
4th	14:05	UM--Field Goal by Cox (36 yards)		24		3
	7:39	FSU--Thomas to Jones for 25 yards (Schmidt kick)		31		3
	6:24	FSU--Snipes 3-yard run (Schmidt kick)		38		3

Time of Game: Kickoff 3:38 End of Game 6:51 Total Elapsed Time 3:13

Officials Gil Gelbke (referee), Jim Brashier (head Linesman), Bob Welch (umpire),

Jim Ina (field judge), Mike Looney (back judge), Dick Taylor (line judge)

Temperature 85 deg Wind East 22 mph Weather Mostly sunny skies

Miami vs Florida State

FSU Offense

SE 88 Hassan Jones, 3 Herb Gainer, 86 Carlton Scott
ST 74 Pablo Lopez
SG 61 Dan Morris, 66 Parrish Barwick
C 53 Gerald Riopelle, 56 David Schrenker
TG 64 Jamie Dukes, 59 Tim Flasher
TT 77 John Inonata
TE 85 Pat Carter, 92 Tom O'Malley, 96 Pete Panton, 95 Pat Cicalese
QB 1 Eric Thomas, 11 Kirk Coker
FB 42 Cletis Jones, 41 Cedric Jones
FL 4 Jessie Hester, 24 Darris Holloman
TB 26 Greg Allen, 20 Roosevelt Snipes, 21 Dwayne Denson
P 6 Louis Berry
K 18 Derek Schmidt
KO 7 Barry Barco

FSU Defense

OLB 84 Garth Jax, 52 John Eaford, 67 Ulysses Roberson
LT 45 Isaac Williams, 83 Stanley Scott
NG 71 Todd Stroud, 68 Lenny Chavers
RT 79 Gerald Nichols, 93 Jim Hendley
OLB 47 Brian Williams, 65 Darryl Gray, 36 Eric Stiehl, 38 Paul McGowan
72 J. D. Dowell, 99 Bruce Heggie
ILB 55 Fred Jones
ILB 58 Henry Taylor, 57 Jessie Soloman
LCB 8 Eric Rielly, 31 Billy Allen, 32 Martin Mayhew
SS 23 Jerome McCoy, 5 Joe Wessel, 39 Brian Davis, 15 Danny McManus
FS 43 Brian McCrary, 19 Greg Jacobs
RCB 17 Eric Williams, 30 Terry Griggley

Miami Lineups

Hurricane Offense

QB: 20-Kosar, B., 14-Testaverde, V., 13-Vanderwende, K.
HB: 37-Oliver, D., 24-Williams, W., 5-Bratton, M., 21-Penny, J. C.,
41-Ham, E., 44-Staffier, S.
FB: 30-Highsmith, A., 46-Stanish, T.
SE: 40-Brown, E., 9-Blades, B.
FL: 6-Shakespeare, S., 11-Kintigh, D., 33-Perriman, B.
LT: 79-Bertucelli, P., 74-Rakoczy, G.
LG: 50-Moore, M., 77-O'Connor, P.
C: 76-Sinclair, I., 59-Ley, C.
RG: 72-Ward, A., 73-Alekna, D., 61-Maddox, M.
RT: 52-Heffernan, D., 70-David, E.
TE: 84-Smith, W., 87-Roberts, A., 82-Henry, C.
Punter: 12-Tuten, R.
FG/PAT: 25-Cox, G.
Kickoff: 3-Seelig, M.

Hurricane Defense

DE 64 D. Cameron, 48 Kohlbrand,
RT 95 Fagan, 49 Flaharty
MG 80 Broughton, 65 Jastrab
LT 86 D. Jones, 90 Morris
DE 92 Moss, 99 Cortes, 96 Stubbs, 57 Harris
LB 58 Fleming,
LB 93 McVeigh, 45 Mira,
QC 1 Sutton 16 Delegal
SC 18 Bain, 32 Brown, S.
R 2 Calhoun, 43 McFadden
Fs 19 Fullington, 28 Martinez, 36 Blades, B.

National Collegiate Athletic Association

FOOTBALL DRIVE CHART

		Drive Started			Drive Ended			Drive Consumed		
Team	Quarter	Yd. Line	Time	How Obtained	Yd. Line	Time	How Lost	Yards	Plays	Time
FSU	1	33	11:56	PUNT	38	10:16	FL	29	5	1:50
	1	18	8:05	PUNT	23	3:47	FL	59	9	4:18
	1	44	1:25	PUNT	39	12:05	PUNT	17	6	3:20
	2	21	8:54	PUNT	37	7:02	PUNT	52	5	1:52
	2	37	6:10	FUMBLE	21	4:30	FL	16	6	1:40
	2	5	1:30	INTERCEPTION	8	1:45	PUNT	3	4	1:45
	3	30	15:00	KICK OFF	ENDZONE	13:21	TOUCHDOWN	70	3	1:39
	3	19	11:42	PUNT	ENDZONE	9:08	TOUCHDOWN	81	6	2:34
	3	13	5:47	PUNT	38	3:51	DOWNS	49	6	1:56
	4	30	14:05	KICK OFF	35	11:35	PUNT	5	4	2:30
	4	36	10:22	PUNT	ENDZONE	7:39	TD	36	6	2:43
	4	17	7:19	INTERCEPTION	ENDZONE	6:24	TOUCHDOWN	17	3	1:55
	4	46	2:19	DOWNS	40	1:00	END OF GAME	6	3	2:19

	First Quarter	Second Quarter	Third Quarter	Fourth Quarter	Totals		
	First Half	Second Half	Final				
Time of Possession	6:23	5:32	6:09	8:27	11:55	14:36	26:31
Third-Down Conversions	1	1	0	1	2	1	3
Average Field Position							

National Collegiate Athletic Association

FOOTBALL DRIVE CHART

		Drive Started			Drive Ended			Drive Consumed		
Team	Quarter	Yd. Line	Time	How Obtained	Yd. Line	Time	How Lost	Yards	Plays	Time
UM	1	20	11:00	KICKOFF	33	11:56	PUNT	13	8	3:04
	1	22	10:16	KICKOFF	37	8:05	PUNT	15	5	2:11
	1	20	3:47	KICKOFF	25	:25	PUNT	5	5	3:22
	2	20	12:05	PUNT	28	8:54	PUNT	8	7	3:11
	2	9	7:02	PUNT	37	6:10	FUMBLE	28	3	:52
	2	26	4:30	KICKOFF	5	1:30	INTERCEPTION	69	8	3:00
	2	50	:45	PUNT	39	:00	HALF	-11	1	:45
	3	27	13:21	KICKOFF	35	11:42	PUNT	14	5	1:39
	3	22	9:08	KICKOFF	49	5:47	PUNT	29	5	3:21
	3	13	3:51	DOWNS	19	14:05	FL	68	11	4:46
	4	5	11:35	PUNT	9	10:22	PUNT	4	4	1:13
	4	17	7:39	KICKOFF	17	7:19	INTERCEPTION	0	1	:20
	4	20	6:25	KICKOFF	46	2:19	DOWNS	26	10	4:06

	First Quarter	Second Quarter	Third Quarter	Fourth Quarter	Totals		
					First Half	Second Half	Final
Time of Possession	8:37	9:28	8:51	6:33	18:05	15:24	33:29
Third-Down Conversions	0	2	1	1	2	2	4
Average Field Position							

National Collegiate Athletic Association

FINAL TEAM STATISTICS

	<u>FSU</u> Visitors	<u>Miami</u> Home
First Downs	<u>15</u>	<u>17</u>
Rushing	<u>9</u>	<u>5</u>
Passing	<u>6</u>	<u>11</u>
Penalty	<u>0</u>	<u>1</u>
Rushing Attempts	<u>43</u>	<u>32</u>
Yards Rushing	<u>302</u>	<u>121</u>
Yards Lost Rushing	<u>18</u>	<u>111</u>
Net Yards Rushing	<u>284</u>	<u>10</u>
Net Yards Passing	<u>194</u>	<u>237</u>
Passes Attempted	<u>16</u>	<u>34</u>
Passes Completed	<u>10</u>	<u>18</u>
Had Intercepted	<u>0</u>	<u>2</u>
Total Offensive Plays	<u>59</u>	<u>66</u>
Total Net Yards	<u>478</u>	<u>247</u>
Average Gain Per Play	<u>8.10</u>	<u>3.74</u>
Fumbles: Number—Lost	<u>2-0</u>	<u>3-2</u>
Penalties: Number—Yards	<u>10-71</u>	<u>8-79</u>
Interceptions: Number—Yards	<u>2-6</u>	<u>0-0</u>
Number of Punts—Yards	<u>4-163</u>	<u>7-265</u>
Average Per Punt	<u>40.8</u>	<u>37.9</u>
Punt Returns: Number—Yards	<u>2-(-8)</u>	<u>2-10</u>
Kickoff Returns: Number—Yards	<u>1-20</u>	<u>7-121</u>

National Collegiate Athletic Association

FINAL INDIVIDUAL STATISTICS

FSU

Visitors

Miami

Home

Rushing	Att.	Gain	Lost	Net	TD	Long
<u>G. Allen</u>	<u>10</u>	<u>66</u>	<u>1</u>	<u>65</u>	<u>0</u>	<u>39</u>
<u>Thomas</u>	<u>12</u>	<u>32</u>	<u>17</u>	<u>15</u>	<u>0</u>	<u>10</u>
<u>Cl. Jones</u>	<u>10</u>	<u>47</u>	<u>0</u>	<u>47</u>	<u>0</u>	<u>15</u>
<u>Hester</u>	<u>2</u>	<u>102</u>	<u>0</u>	<u>102</u>	<u>1</u>	<u>77</u>
<u>Snipes</u>	<u>6</u>	<u>43</u>	<u>0</u>	<u>43</u>	<u>2</u>	<u>25</u>
<u>Denson</u>	<u>2</u>	<u>10</u>	<u>0</u>	<u>10</u>	<u>0</u>	<u>5</u>
<u>Matt</u>	<u>1</u>	<u>2</u>	<u>0</u>	<u>2</u>	<u>0</u>	<u>2</u>

Totals	<u>43</u>	<u>302</u>	<u>18</u>	<u>284</u>	<u>3</u>	<u>77</u>
--------	-----------	------------	-----------	------------	----------	-----------

Passing	Att.	Comp.	Int.	Yards	TD	Long
<u>Thomas</u>	<u>15</u>	<u>9</u>	<u>0</u>	<u>151</u>	<u>1</u>	<u>26</u>
<u>H. Jones</u>	<u>1</u>	<u>1</u>	<u>0</u>	<u>43</u>	<u>0</u>	<u>43</u>
Totals	<u>16</u>	<u>10</u>	<u>0</u>	<u>194</u>	<u>1</u>	<u>43</u>

Pass Receiving	No.	Yards	TD	Long
<u>Hester</u>	<u>5</u>	<u>116</u>	<u>0</u>	<u>43</u>
<u>Gainer</u>	<u>2</u>	<u>19</u>	<u>0</u>	<u>13</u>
<u>Panton</u>	<u>1</u>	<u>22</u>	<u>0</u>	<u>22</u>
<u>Snipes</u>	<u>1</u>	<u>12</u>	<u>0</u>	<u>12</u>
<u>H. Jones</u>	<u>1</u>	<u>25</u>	<u>1</u>	<u>25</u>
Totals	<u>10</u>	<u>194</u>	<u>1</u>	<u>43</u>

Punting	No.	Yds.	Avg.	Long
<u>Berry</u>	<u>4</u>	<u>163</u>	<u>40.8</u>	<u>60</u>
Totals	<u>4</u>	<u>163</u>	<u>40.8</u>	<u>60</u>

Field Goals	Att.	Made	Long
<u>Schmidt</u>	<u>3</u>	<u>3</u>	<u>54</u>
Totals	<u>3</u>	<u>3</u>	<u>54</u>

All Returns	Punts No.	Yds.	Kickoffs No.	Yds.	Intercepted No.	Yds.
<u>Holloman</u>	<u>2</u>	<u>(8)</u>	-	-	-	-
<u>Williams</u>	-	-	-	-	<u>2</u>	<u>6</u>
<u>Snipes</u>	-	-	<u>1</u>	<u>20</u>	-	-
Totals	<u>2</u>	<u>(8)</u>	<u>1</u>	<u>20</u>	<u>2</u>	<u>6</u>

Rushing	Att.	Gain	Lost	Net	TD	Long
<u>Highsmith</u>	<u>6</u>	<u>11</u>	<u>1</u>	<u>10</u>	<u>0</u>	<u>4</u>
<u>Kosar</u>	<u>6</u>	<u>0</u>	<u>75</u>	<u>-75</u>	<u>0</u>	<u>-10</u>
<u>Williams</u>	<u>4</u>	<u>48</u>	<u>0</u>	<u>48</u>	<u>0</u>	<u>24</u>
<u>Oliver</u>	<u>9</u>	<u>44</u>	<u>8</u>	<u>36</u>	<u>0</u>	<u>15</u>
<u>Stanish</u>	<u>2</u>	<u>5</u>	<u>0</u>	<u>5</u>	<u>0</u>	<u>3</u>
<u>Testaverde</u>	<u>3</u>	<u>14</u>	<u>25</u>	<u>-11</u>	<u>0</u>	<u>14</u>
<u>Bratton</u>	<u>2</u>	<u>0</u>	<u>3</u>	<u>-3</u>	<u>0</u>	<u>0</u>

Totals	<u>32</u>	<u>122</u>	<u>112</u>	<u>10</u>	<u>0</u>	<u>24</u>
--------	-----------	------------	------------	-----------	----------	-----------

Passing	Att.	Comp.	Int.	Yards	TD	Long
<u>Kosar</u>	<u>19</u>	<u>11</u>	<u>1</u>	<u>154</u>	<u>0</u>	<u>31</u>
<u>Testaverde</u>	<u>15</u>	<u>7</u>	<u>1</u>	<u>83</u>	<u>0</u>	<u>15</u>
Totals	<u>34</u>	<u>18</u>	<u>2</u>	<u>237</u>	<u>0</u>	<u>31</u>

Pass Receiving	No.	Yards	TD	Long
<u>Shakespeare</u>	<u>8</u>	<u>109</u>	<u>0</u>	<u>30</u>
<u>Williams</u>	<u>3</u>	<u>35</u>	<u>0</u>	<u>15</u>
<u>Oliver</u>	<u>1</u>	<u>31</u>	<u>0</u>	<u>31</u>
<u>Highsmith</u>	<u>2</u>	<u>11</u>	<u>0</u>	<u>11</u>
<u>Bratton</u>	<u>3</u>	<u>46</u>	<u>0</u>	<u>29</u>
<u>Roberts</u>	<u>1</u>	<u>5</u>	<u>0</u>	<u>5</u>
Totals	<u>18</u>	<u>237</u>	<u>0</u>	<u>31</u>

Punting	No.	Yds.	Avg.	Long
<u>Tuten</u>	<u>7</u>	<u>265</u>	<u>37.9</u>	<u>51</u>
Totals	<u>7</u>	<u>265</u>	<u>37.9</u>	<u>51</u>

Field Goals	Att.	Made	Long
<u>Cox</u>	<u>1</u>	<u>1</u>	<u>36</u>
Totals	<u>1</u>	<u>1</u>	<u>36</u>

All Returns	Punts No.	Yds.	Kickoffs No.	Yds.	Intercepted No.	Yds.
<u>Oliver</u>	-	-	<u>2</u>	<u>32</u>	-	-
<u>Penny</u>	-	-	<u>4</u>	<u>62</u>	-	-
<u>Perriman</u>	<u>2</u>	<u>10</u>	-	-	-	-
<u>Stanish</u>	-	-	<u>1</u>	<u>27</u>	-	-
Totals	<u>2</u>	<u>10</u>	<u>7</u>	<u>124</u>	<u>0</u>	<u>0</u>

DEFENSIVE STATISTICS

Copyright 1977 National Collegiate Athletic Association

NCAA DEFENSIVE STATISTICS

Player	MIAMI (Team)	Tackles				Fumb Rcvd	Pass Intc	Pass BrUp	Pass Sacks
		UT	AT	Tot	for Loss				
CAMERON		1	1	3	1				1
KOHLBRAND				1					1
STUBBS		2		2					
FAGAN		2	1	3					
BROUGHTON			2	2					
JONES		7	1	8					
MOSS		4	2	6					
CORTES		1		1					
FLEMING		4	5	11	1				2
McVEIGH		3	2	5					
MIRA		2		2					
SUTTON.		4	1	5					
BAIN		4	1	5				1	
CALHOUN		4	1	5				1	
FULLINGTON		2	3	5					
HAM		1		1					
DELEGAL		1		1					
MARTINEZ		1		1					

MIAMI VS. FLORIDA STATE
September 22, 1984
Orange Bowl

Under a steady shower and 85 degrees, the Hurricanes and Seminoles meet for the 28th time. The captains meet at midfield for the toss with Henry Taylor, Greg Allen, J. D. Dowell and Joe Wessel for FSU plus Kenny Calhoun, Reggie Sutton and Dallas Cameron and also joined by Bernie Kosar and Eddie Brown. Florida State wins the toss and declines the option. Miami will receive and defend the West goal as FSU kicks off. The showers let up as the game begins.

MIAMI 15:00

Barco kicks off for the 'Noles with Penny deep for Miami with Oliver. Oliver returns 19 yards as UM starts on the 20

- UM20 1-10 Kosar tosses to Highsmith who goes to the left for two and fumbles but UM recovers (Brown)
- UM22 2-8 Kosar is complete to Shakespeare near the right sideline. Riley and McCoy tackle as they measure. First down for UM gain of 8
- UM30 1-10 Handoff to Oliver as he breaks one tackle and Jones gets him after three but flag on the play against Miami for holding.
- UM23 1-17 Kosar has plenty of time and finds Shakespeare deep in the middle. Williams tackles but a gain of 19.
- UM43 1-10 Plenty of time but Kosar passes to Jones of FSU who drops the ball.
- UM43 2-10 Kosar is sacked by Billy Allen for loss of 10.
- UM33 3-20 Kosar is pressured and looks for Brown but it is incomplete.
- UM33 4-20 Tuten punts to Holloman who juggles the ball but FSU recovers (Solomon). (37-yard punt and no return)

FSU 11:56

- FS33 1-10 Thomas rolls right and finds Hester open for 26, Bain tackles
- UM41 1-10 Toss to Greg Allen on the right for 2, Fagan tackler.
- UM39 2-8 Thomas fakes the middle and keeps as Moss tackles after one.
- UM38 3-7 Thomas tries Cletis Jones but Calhoun defends successfully
- UM38 4-7 Schmidt attempts field goal and makes a 54-yarder

FLORIDA STATE 3 MIAMI 0

Scoring drive = 5 plays for 1:50 for 29 yards

MIAMI 10:16

FSU kicks off with Barco. Penny runs it to the 22 for 17 yard return.

- UM22 1-10 Warren Williams tries the left side of the middle for 24 big ones tackle by Eric Williams finally.
- UM46 1-10 Kosar evades one tackle but can't lose the other (Fred Jones) to lose 12.
- UM34 2-22 Handoff up the middle on the draw to Highsmith nets four before Taylor
- UM38 3-18 Kosar looks and is almost intercepted by Taylor
- UM38 4-18 Tuten punts to Holloman who is dragged down for loss of four. 40 yard punt Tackle by Ham.

FLORIDA STATE 8:05

- FS18 1-10 Cletis Jones bulls his way through the middle for 15. D Jones
- FS33 1-10 Jones again nets 3
- FS36 2-7 Pass taken by Gainer with Sutton stopping him after six.
- FS42 3-1 Thomas keeps for first down, Fleming tackles

FS44	1-10	Hester on the reverse for 25
UM31	1-10	Up the middle Cletis Jones for one Fleming stops.
UM30	2-9	Pitch out to Greg Allen doesn't work with Fleming and Sutton, gains 1
UM29	3-8	TIMEOUT FSU
		Allen tries the left and Calhoun tackles after 6.
UM23	4-2	Schmidt up for another attempt. It is good for 40 yards.

FLORIDA STATE 6 MIAMI 0

Drive = 59 yards in 9 plays in 4:18

MIAMI 3:47

Barco kicks to the endzone for a touchback.

UM20	1-10	Kosar complete to the right sideline with Shakespeare pushed out by Riley. gain of 10.
UM30	1-10	Oliver tries the left but finds McCoy after only two.
UM32	2-8	Highsmith fumbles the pitch but recovers himself after losing one.
UM31	3-9	Kosar has no protection and is sacked for loss of 11 by Fred Jones.
UM20	4-20	Tuten punts once again for 31 yards with flag on the play. Offsides FSU. Rekick
UM25	4-15	Tuten kicks for 31 yards and then out of bounds at the FS 44

FLORIDA STATE 0:25

FS44	1-10	Fleming sacks Thomas with Kohlbrand for loss of five.
FS39	2-15	

END OF FIRST QUARTER

FSU 6 UM 0

SECOND QUARTER

FSU continued TIMEOUT FSU

FS38 2-16 Greg Allen tries a parallel run on the left but Calhoun and Fullington get him after six.
 FS44 3-10 Flag says delay of game on FSU for penalty of five.
 FS39 3-15 Thomas drops back and threads the ball to Hester for a big 19 yarder as Sutton tackles.
 UM42 1-10 Thomas keeps and flags are down after gain of two. It appears FSU was holding.
 FS48 1-20 Allen finds no room but meets Fagan for no gain.
 FS48 2-20 Thomas passes complete to Gainer for 13 as he slips to ground.
 UM39 3-6 Thomas is pressured and throws the ball out of bounds.
 UM39 4-6 Berry punts and it barely squeaks into the endzone for a touchback.

MIAMI 12:05

UM20 1-10 Pass to Shakespeare incomplete as he tries to catch it close to the ground.
 UM20 2-10 Kosar gets protection and looks deep to Eddie Brown but overthrows.
 UM20 3-10 Now Kosar finds Warren Williams open for 15 but flags are down with roughing the passer on FSU and it is declined.
 UM35 1-10 Stanish carries up the middle and claws for two stopped by Nichols.
 UM37 2-8 Stanish tries the right to get three, stopped by McCoy.
 UM40 3-5 Leaky protection lets FSU through for another Kosar sack by Taylor and Scott and loss of 12.
 UM28 4-17 Tuten punts to Holloman who lets it go to the FSU 21 for a 51-yard punt.

FLORIDA STATE 8:54

FS21 1-10 Reverse pass by Hassan Jones complete to Hester, Fullington tackles but only after gain of 43.
 UM36 1-10 Cletis Jones up the middle tackled by D. Jones after three.
 UM33 2-7 TIMEOUT FSU
 Thomas keeps and eludes one tackle to get six, tackle by Cortes
 UM27 3-1 Everyone thinks Allen goes up the middle but wait Thomas still has the ball and throws to Hester who gets knocked out for incomplete pass and also flag on the play because ineligible receiver. Got that?
 UM32 4-6 Delay of game on FSU to back up the ball for a punt apparently
 UM37 4-11 Berry punts a nice one to the nine for a 28-yarder.

MIAMI 7:02

UM9 1-10 Up the middle by Oliver gets six, tackle by Brian Williams
 UM15 2-4 Oliver finds a huge hole up the right and slips through for 15, Riley stops.
 UM30 1-10 Another hole up the left gives Highsmith room but he fumbles after 4 recovered by Taylor for FSU.

FLORIDA STATE 6:10

UM34 1-10 Thomas throws to the endzone for Hester but Bain defends to knock it away.
 UM34 2-10 Greg Allen takes the pitch and pinballs his way for 12, Bain tackles.
 UM22 1-10 Cletis Jones tries the middle and gets four before meeting Mira.
 UM18 2-6 Thomas passes incomplete into the endzone.
 UM18 3-6 Thomas fakes up the middle but doesn't fool Cameron who sacks him for loss of three.
 UM21 4-9 Schmidt comes in for the kick (a 38-yarder) and it is good

FLORIDA STATE 9 MIAMI 0 Drive is six plays for 16

MIAMI

Berry kicks to Penny for 14 yards

UM26 1-10 Oliver uses that same hole on the right to get 11 before stopped by McCrary

UM37 1-10 Shakespeare is all alone as Williams defends after 7-yard gain to the left.

UM44 2-3 Oliver is wide open and then outruns three tacklers to gain 31 big ones stopped by Riley.

FS25 1-10 Highsmith is tripped up by McCoy for no gain.

FS25 2-10 Oliver muscles his way through the middle, Taylor and McCoy stop after 6

FS19 3-4 Shakespeare turns around just in time to catch the ball for nine more. Riley defends.

FS10 1-10 Pitch back to Oliver loses two.

FS11 2-11 TIMEOUT MIAMI

Highsmith tries the middle for one, Nichols tackles.

FS10 3-10 Kosar looks but throws an interception at the five to Eric Williams.

FLORIDA STATE

FS5 1-10 Cletis Jones goes up the middle to Cameron for one.

FS6 2-9 Greg Allen trips into the middle for one, Fleming stops.

FS7 3-8 Thomas keeps for one, Moss stops.

FS8 4-7 TIMEOUT MIAMI.

Berry Punts to Perriman for 36 yarder and 9 return.

Flag on the play is on Miami for clipping.

MIAMI 0:04

UM50 1-10 Kosar is sacked by Isaac Williams for loss of 11

Halftime score

FLORIDA STATE 9 MIAMI 0

National Collegiate Athletic Association

QUICKIE STATISTICS

First Quarter

Half

Third Quarter

Final

(Circle One)

TEAM

	<u>F.B.U.</u>	<u>Miami</u>
	Visitors	Home
Score.....	<u>9</u>	<u>0</u>
First Downs.....	<u>6</u>	<u>9</u>
Rushes—Yardage (Net)	<u>71</u>	<u>20-22</u>
Passing Yardage (Net)	<u>107</u>	<u>99</u>
*Return Yardage (Net)	<u>(-4)</u>	<u>57</u>
Passes—Att.-Comp.-Int.	<u>10 - 5 - 0</u>	<u>13 - 7 - 1</u>
Total Offense—Yards	<u>178</u>	<u>121</u>
Punts (Number-Average)	<u>3 - -34.3</u>	<u>4 - -39.8</u>
Fumbles—Lost	<u>1-0</u>	<u>3-1</u>
Penalties—Yards.....	<u>5-30</u>	<u>2-25</u>

*Return of Punts, Intercepted Passes and Fumbles (not kickoffs).

INDIVIDUAL LEADERS

	<u>F.B.U.</u>			
	Visitors			
Rushing	Att.	Net Yards	TD	Long
<u>G. Allen</u>	<u>7</u>	<u>27</u>	<u>0</u>	<u>12</u>
<u>Cl. Jones</u>	<u>6</u>	<u>27</u>	<u>0</u>	<u>15</u>
<u>Hester</u>	<u>1</u>	<u>25</u>	<u>0</u>	<u>26</u>
Passing	Att.-Comp.-Int.	Yds.	TD	
<u>Thomas</u>	<u>9 - 4 - 0</u>	<u>64</u>	<u>0</u>	
<u>Hester</u>	<u>1 - 1 - 0</u>	<u>43</u>	<u>0</u>	
Pass Receiving	No.	Yards	TD	Long
<u>Hester</u>	<u>2</u>	<u>45</u>	<u>0</u>	<u>26</u>
<u>H. Jones</u>	<u>1</u>	<u>43</u>	<u>0</u>	<u>43</u>
Punting	No.	Avg.	Long	
<u>Berry</u>	<u>3</u>	<u>34.3</u>	<u>39</u>	

	<u>Miami</u>			
	Home			
Rushing	Att.	Net Yards	TD	Long
<u>Oliver</u>	<u>6</u>	<u>39</u>	<u>0</u>	<u>15</u>
<u>Williams</u>	<u>1</u>	<u>24</u>	<u>0</u>	<u>24</u>
<u>Highsmith</u>	<u>6</u>	<u>10</u>	<u>0</u>	<u>4</u>
Passing	Att.-Comp.-Int.	Yds.	TD	
<u>Kosar</u>	<u>13 - 7 - 1</u>	<u>99</u>	<u>0</u>	
Pass Receiving	No.	Yards	TD	Long
<u>Shakespeare</u>	<u>5</u>	<u>53</u>	<u>0</u>	<u>19</u>
<u>Oliver</u>	<u>1</u>	<u>31</u>	<u>0</u>	<u>31</u>
<u>Williams</u>	<u>1</u>	<u>15</u>	<u>0</u>	<u>15</u>
Punting	No.	Avg.	Long	
<u>Tutan</u>	<u>4</u>	<u>39.8</u>	<u>51</u>	

SECOND HALF

FLORIDA STATE 15:00

Seelig kicks off for UM and kicks it out of the endzone so FSU gets the ball on the 30 yard line

FS30 1-10 Allen meets Calhoun on the right for no-thing.

FS30 2-10 Thomas is spun around by Fleming and loses seven.

FS23 3-17 The reverse works to perfection for Hester who races 77 yards for an FSU TOUCHDOWN

Thomas finds Hasan Jones in the endzone for a successful 2-pointer

FLORIDA STATE 17 MIAMI 0

Drive = 70 yards in three plays in 1:39

MIAMI 13:21

Barco kicks low and Penny picks it up at the 11 and returns it 15. Tackle by Eaford. Flags are down against Miami for illegal use of the hands.

UM21 1-10 Shakespeare is open for 14, tackle by McCoy on the right sideline.

UM35 1-10 Kosar looks deep to Shakespeare but overthrows him.

UM35 2-10 Kosar backs up and tosses to Highsmith who gets nothing, Stroud tackl

UM35 3-10 Ball falls through the hands of Shakespeare and it's punt time.

UM35 4-10 Tuten punts to Holloman who is smothered after a 42-yard punt and loses four.

FLORIDA STATE 11:42

FS19 1-10 Thomas throws complete to Panton, tackle Fullington gains 22.

FS41 1-10 Allen almost breaks one but Bain stops him after a run of 39.

UM21 1-10 Up the middle by Cletis Jones gets four, Fagan stops

UM16 2-5 Thomas keeps up the middle for 9, Jones tackles.

UM7 1-7 Thomas looks and then keeps and makes 3, Moss stops

UM4 2-4 Snipes carries and leaps into the endzone for an FSU TOUCHDOWN

FSU fakes the kick and Coker's pass is incomplete but flags are down and it is offsides Miami.

Kick is good by Schmidt.

FLORIDA STATE 24 MIAMI 0

Drive = 81 yards in 2:34 in six plays

MIAMI 9:08

Barco kicks to Penny for return of 11.

Flag on the play as FSU is offsides. A low kick goes to Stanish who meets Wrigley after 27-yard return.

FS49 1-10 Oliver is trounced for loss of three on the handoff.

UM48 2-13 Oliver takes the pass and gains two but flags are flying and it looks like clipping against UM.

UM33 2-28 Kosar locates Shakespeare in the wide open middle to gain 30 and met by Gray.

FS37 1-10 Oliver looks at the middle then looks at the left then meets Solomon and McCoy to lose 4.

FS41 2-14 Highsmith pulls in the pass and goes to the right to get 11, McCrary

FS30 3-2 Kosar runs and runs but is still sacked by Scott to lose 19. Flags are down for motion on UM.

FS49 4-21 Tuten punts but the ball escapes him and he picks it up and manages a 36 yard punt.

FLORIDA STATE 5:47

FS13 1-10 Snipes slips through tackles until Sutton stops after 25.
 FS37 1-10 Thomas passes complete to Hester to grab 16 yards.
 UM46 1-10 Thomas keeps and tries the left for 7 before Jones.
 UM39 2-3 The ball bounces off Jones' hands.
 UM39 3-3 Thomas keeps and there is a measurement -- it is short after gain of two.
 UM37 4-1 Thomas turns around and runs into his own man, just enough time for Calhoun to drop him for loss of 2.

MIAMI 3:51

UM39 1-10 Testaverde in at Quarterback and flags are down for procedure.
 UM34 1-15 Testaverde runs in the backfield and throws incomplete to Brown.
 UM34 2-15 Testaverde gets protection and throws to Shakespeare incomplete. Flags are down for personal foul on UM.
 UM14 2-35 Pass complete to Warren Williams nets five, Jax tackles.
 UM19 3-30 Deep pass for Kintigh is off his hands.
 Flags are down again against FSU this time for defensive holding.
 UM29 1-10 Pass intended for Smith goes off the hands of Billy Allen (FSU)
 UM29 2-10 Williams bulls his way u0 the middle for 12, Allen stops.
 UM41 1-10 Bratton sees plenty of room after a toss from Testaverde under pressure. Gaines 29 forced out by Grigley
 FS30 1-10 Shakespeare catches one for UM to gain 12, Williams tackles.
 FS18 1-10 Pressure on Testaverde and incomplete pass, flags are down for holding on UM.
 FS20 2-20 FSU pressure gets to Testaverde as he is sacked by Nichols to lose 14.
 FS41 2-34 Testaverde finds Warren Williams for 15, Taylor stops.

FLORIDA STATE 24 MIAMI 0

FOURTH QUARTER

FS28 3-19 Testaverde escapes the sack and finds Bratton to gain nine.
FS19 4-10 Cox kicks a 36-yard field goal.

FLORIDA STATE 24 MIAMI 3
Drive = 11 plays for 68 yards in 4:46

FLORIDA STATE 14:05

Cox kicks to Snipes, tackled by Delegal after 20 yards
FS30 1-10 Snipes to the left gains nine , Mira stops but
flags on FSU for holding.
FS19 1-21 Snipes carries up the middle to Mira, gets five
FS24 2-16 Thomas and Snipes collide, covered by Mira for loss of 1.
FS23 3-17 Thomas passes complete to Snipes, tackled by Derwin Jones
after 12.
FS35 4-5 Berry punts to Perriman who returns for four after
stop by Davis, 60-yard punt, illegal block against UM

MIAMI 11:35

UM5 1-10 Testaverde throws to Blades but ruled incomplete.
UM5 2-10 Pass to Willie Smith through his hands, Billy Allen covers.
UM5 3-10 Oliver straight ahead stopped by Williams after four
UM9 4-6 Tuten punts 28 yards downed by Staffier.

FLORIDA STATE 10:22

UM36 1-10 Straight ahead by Cletis Jones for six, Fleming tackles.
UM30 2-4 Allen finds an opening at the far right to seven but
holding on FSU.
UM39 2-14 Thomas complete to Hester, Bain and Calhoun stop, gains
13.
UM27 3-1 TIMEOUT MIAMI
Cletis Jones carries in the middle for 3 , D. Jones stop
UM24 1-10 Greg Allen caught by McVeigh to lose one
UM25 2-11 Thomas finds Jones in the endzone for an FSU TOUCHDOWN
Schmidt kicks good.

FLORIDA STATE 31 MIAMI 3
Drive = 36 yards in six plays in 2:43

MIAMI 7:39

Barco kicks and Penny runs it out 16 yards.
UM17 1-10 Testaverde is intercepted by Williams who then fumbles but Williams
recovers it. (6 yard return)

FLORIDA STATE 7:19

UM17 1-10 Cletis Jones for seven, McVeigh stops
UM10 2-3 Snipes carries for seven.
UM3 1-3 Snipes runs around the defense to the left to score
yet another FSU TOUCHDOWN
Schmidt kicks it in.

FLORIDA STATE 38 MIAMI 3

MIAMI 6:24

Barco kicks to Oliver who returns 12 yards, Eaford and Williams stop.
UM20 1-10 Warren Williams carries to the left for nine.
UM29 2-1 Testaverde looks for Blades but off target.
UM29 3-1 Up the middle with Williams for three, McCowan and Williams stop
UM32 1-10 Pass complete to Rovers by the right sideline to get five, Solomon
UM37 2-5 Bratton takes the handoff and immediately hit by Daryl Gray, lose 3.
UM34 3-8 Bratton bobbles the ball but holds on to move for nine, Gray stops

UM44 1-10 Testaverde scrambles for 14, McGowan stops.
FS43 1-10 Intended for Kintigh but he can't hold on.
FS43 2-10 Intended for Blades on the left sideline through his hands, Grigley defend
FS43 3-10 On the draw Bratton is hit quickly by Chavers for no gain.
FS43 4-10 Sack on Testaverde by Isaac Williams and loss of 11.

FLORIDA STATE 2:19

UM46 1-10 Kirk Coker is the new QB, he gives to Denson on the draw
with Martinez stopping after five.
UM41 2-5 Denson through the middle nets six.
UM35 1-10 Flags are down against FSU for illegal procedure.
UM40 1-15 Matt tries the middle and gets two, Stubbs for Miami.

FINAL SCORE FLORIDA STATE 38 MIAMI 3

Quotes from Bobby Bowden of Florida State

"We felt Miami would be looking to stop Greg Allen. We were hoping we could use that to set up some of our reverses and play action passes. Overall, I felt everything fell into place as we had hoped."

"Miami had just put in a long haul behind them. I think maybe it caught up to them. But our kids played as well as they possibly could."

"There were several times when Miami had chances to get back into this game but our defense simply would not allow it. I am proud of this entire team but especially the defense."

Quotes from Jimmy Johnson of Miami

"It's pretty obvious that we didn't play well. Offensively we couldn't generate anything. Defensively we played better at the first but after that reverse, the dam broke and we were in trouble."

"Florida State has a great football team and they beat us in all phases of the game today. From here on out, we just have to work harder and get better. We are a better football team than we demonstrated today. I was quite surprised at our performance. We had excellent practices this past week and I really felt we would go out and play well. It's a great win for them and a very disappointing day for us."

"When you don't play well against a team as talented as Florida State, you get beat. We have to put this loss behind us, correct our mistakes and go out there and get better."

Visiting Team Florida State First Downs: (Rush) 9 (Pass) 6 (Pen.) 0 Total 15 Penalties Against: (No.) 10 (Yards) 71 Own Fumbles: (No.) 2 (Lost) 0

DID NOT PLAY IN THIS GAME

PLAYERS WITH FIRST-TIME STATISTICS WHO HAVE MISSED GAMES: Last Name _____ No. Games Missed _____ Last Name _____ No. Games Missed _____

Home Team Miami First Downs: (Rush) 5 (Pass) 11 (Pen.) 1 Total 17 Penalties Against: (No.) 8 (Yards) 79 Own Fumbles: (No.) 3 (Lost) 2

HOME TEAM TOTALS	32	122	112	10	0	34	18	2	237	0	0	66	247	18	237	0	0	0	0	7	265	0	2	10	0	7	124	0	0	0	0	0	1	1	3
------------------	----	-----	-----	----	---	----	----	---	-----	---	---	----	-----	----	-----	---	---	---	---	---	-----	---	---	----	---	---	-----	---	---	---	---	---	---	---	---

SUMMARY OF FOOTBALL GAME STATISTICS—Home Team

Home Team Miami First Downs: (Rush) 5 (Pass) 11 (Pen.) 1 Total 17 Penalties Against: (No.) 8 (Yards) 79 Own Fumbles: (No.) 3 (Lost) 2

IMPORTANT: Most player categories are ranked on per-game average. Thus, it's vital that you consider every player (on both teams) with any statistics in any game this season (get season player statistics from both SIDs). Then list below the last name of players who have season figures but did NOT play in this game. All players with previous statistics will be charged with a game unless you indicate otherwise under DID NOT PLAY IN THIS GAME. A game played is one play—whether or not the player touches the ball. (For guidelines on a game played, refer to Official Football Statisticians' Manual.) If a player with first-time statistics has missed games, fill in below—after getting from the SID how many games missed.

DID NOT PLAY IN THIS GAME

Last Name Last Name Last Name Last Name Last Name Last Name Last Name Last Name

PLAYERS WITH FIRST-TIME STATISTICS WHO HAVE MISSED GAMES: Last Name No. Games Missed Last Name No. Games Missed

PLAYER	RUSHING					PASSING						TOTAL OFFENSE		RECEIVING			INT. RETURNS			PUNTING			PUNT RETURNS			K. O. RETURNS			X Pl. Kicks		Other X Pts.		Field Goals					
	Rushes	Gain	Loss	Net	TDs	Att.	Comp.	Int.	Yards	TDs	Conv.	Plays	Yards	Catches	Yards	TDs	No.	Yards	TDs	No.	Yards	Blk'd.	No.	Yards	TDs	No.	Yards	TDs	TDs	Att.	Made	Att.	Made	Att.	Made	Points		
Highsmith	6	11	1	10								6	10	2	11	0																						
Kosar	6	0	75	(15)		19	11	1	154	0		25	79																									
Williams	4	48	0	48								4	48	3	35	0																						
Oliver	9	44	8	36								9	36	1	31	0									2	32	0											
Stanish	2	5	0	5								2	5												1	27	0											
Testaverde	3	14	25	(11)		15	7	1	83	0		18	72																									
Bratton	2	0	3	(3)								2	(3)	3	46	0																						
Shakespeare														8	109	0																						
Roberts														1	5	0																						
Tuten																						7	265	0														
Cox																																				1	1	3
Penny																											4	62	0									
Perriman																							2	10	0													
HOME TEAM TOTALS	32	122	112	10	0	34	18	2	237	0		66	247	18	237	0	0	0	0	7	265	0	2	10	0	7	124	0	0	0	0	0	0	0	1	1	3	

Visiting Team First Downs: (Rush) (Pass) (Pen.) Total Penalties Against: (No.) (Yards) Own Fumbles: (No.) (Lost)

VISITING TEAM TOTALS	43	302	18	284	3	16	10	0	194	1	1	59	478	10	194	1	2	6	0	4	163	0	2	(8)	0	1	20	0	4	3	3	1	1	3	3	38
----------------------	----	-----	----	-----	---	----	----	---	-----	---	---	----	-----	----	-----	---	---	---	---	---	-----	---	---	-----	---	---	----	---	---	---	---	---	---	---	---	----

ADDITIONAL STATISTICS

SCORE BY QUARTERS	1st	2nd	3rd	4th	Total
Florida State	6	3	15	14	38
Miami	0	0	0	3	3

Time of Game: Kickoff 3:38 P.M. End of Game 6:51 P.M. Total Elapsed Time 3:13
(Including intermission)

Temperature and Weather Conditions 85°, winds East 22 mph, mostly sunny

SCORING SUMMARY

List all scoring plays in sequence. "Time left" means time remaining in the quarter at the conclusion of the scoring play. Under "play," to save you time, please use only: Rush, Pass, INT, PR, KOR, FUM, FG, or SAF (instead of writing out interception, punt, kickoff and fumble returns, field goal or safety).

On pass play, list passer first, then receiver and combined yardage of pass and

run. All plays are measured from the line of scrimmage except field-goal attempts—from the point of kick to the goal posts (goal line plus 10 yards).

After each touchdown, please continue on the same line and under "FOR EXTRA POINTS ONLY" check (✓) type of PAT (kick, pass or run) and whether good (G) or no good (NG).

Team	Qtr.	Time Left	Play	Player(s)	Yards	FOR EXTRA POINTS ONLY ↓ Player(s) ↓	K	P	R	G	NG
FSU	1	10:16	FG	Schmidt	54	PAT					
FSU	1	3:47	FG	Schmidt	40	PAT					
FSU	2		FG	Schmidt	38	PAT					
FSU	3	13:21	Rush	Hester	77	PAT	Thomas to H. Jones	✓		✓	
FSU	3	9:08	Rush	Snipes	4	PAT	Schmidt	✓		✓	
UM	4	14:05	FG	Cox	36	PAT					
FSU	4	7:39	Pass	Thomas to Jones	25	PAT	Schmidt	✓		✓	
FSU	4	6:24	Rush	Snipes	3	PAT	Schmidt	✓		✓	
						PAT					
						PAT					
						PAT					
						PAT					
						PAT					
						PAT					

NONSCORING LONG PLAYS (70 yards or more) (List all punts 50 yards or more)			
Team	Play	Player(s)	Yards
FSU	Punt	Berry	60
UM	Punt	Tuten	51
KICKOFFS			
Team	Total	No. Out of End Zone*	Other Touchbacks On Kickoffs
FSU	8		
UM	2	1	
*Opponent's possession: ball spotted on 30-yard line.			

MISSED FIELD GOAL ATTEMPTS		
List <u>all</u> missed field goal attempts by <u>both</u> teams. If a player has more than one miss, list all misses on the same line, e.g. 30-41.		
Team	Player	Yards
THIRD-DOWN CONVERSIONS		
Team	Att.	Made
FSU	12	4
UM	15	5