

# National Collegiate Athletic Association Men's and Women's Outdoor Track and Field Championships



**Final  
Official  
Results**

June 1-4, 1988  
Hayward Field  
University of Oregon  
Eugene, Oregon

# Oregon

A row of thirteen green five-pointed stars is positioned below the word "Oregon".

NCAA MEN'S AND WOMEN'S OUTDOOR TRACK AND FIELD CHAMPIONSHIPS  
Hayward Field -- University of Oregon  
Eugene, Ore. -- June 1-4, 1988

FINAL MEN'S TEAM SCORING

1. UCLA	82	35. Baylor	8
2. Texas	41	Brigham Young	8
3. Arkansas	32	Brown	8
4. Texas A&M	28	Iowa	8
5. California	26	Purdue	8
Louisiana State	26	Southwestern Louisiana	8
7. Illinois	25	Yale	8
Oregon	25	Penn State	8
9. North Carolina State	24	Appalachian State	8
10. Florida	22	44. Wisconsin	7
11. Northeast Louisiana	21	45. Kansas	6 1/2
12. Texas Christian	20	46. Auburn	6
13. Washington State	19 1/2	Indiana State	6
14. Arizona	18	Dartmouth	6
15. Clemson	17	Prairie View A&M	6
Houston	17	Arizona State	6
17. Georgia Tech	14	51. George Mason	5
Texas Southern	14	Manhattan	5
Indiana	14	Southern Illinois	5
20. Boise State	12	Georgetown	5
Eastern Michigan	12	55. Washington	4
Fresno State	12	Weber State	3
23. Mississippi State	11	Boston University	3
Arkansas State	11	East Carolina	3
25. Kansas State	10	California-Irvine	3
Michigan	10	Alabama	3
Virginia	10	61. Kent State	2
Oregon State	10	Villanova	2
Illinois State	10	Army	2
North Carolina	10	Eastern Illinois	2
Oklahoma	10	Southern Methodist	2
32. Stanford	9	Eastern Illinois	2
Southern California	9	67. Iona	1
Northwestern State	9		

NCAA MEN'S AND WOMEN'S OUTDOOR TRACK AND FIELD CHAMPIONSHIPS

Hayward Field -- University of Oregon

Eugene, Ore. -- June 1-4, 1988

MEN'S 100-METER DASH

(Trials: Thursday, 4:25 p.m.; Final: Saturday, 2:00 p.m.)

World Record ----- :09.83, Ben Johnson, Canada, 1987  
 American Record ----- :09.93, Calvin Smith, Alabama, 1983  
                               :09.93, Carl Lewis, Santa Monica Track Club, 1987  
 Collegiate Record ----- :09.93, Calvin Smith, Alabama, 1983  
 NCAA Meet Record ----- :10.03, Stanley Floyd, Houston, 1982  
 Hayward Field Record ----- :10.07, Clancy Edwards, USC, 1978  
 Trials Qualifying ----- :10.30 (:10.1)  
 Olympic Qualifying ----- :10.44 (:10.2)

Top 1987 Scorers (Returnees in CAPS) -- 1. RAYMOND STEWART, Texas Christian, :10.14;  
 2. Lee McRae, Pittsburgh, :10.21; 3. MIKE MARSH, UCLA, :10.28; 4. Floyd Heard, Texas A&M,  
 :10.31; 5. VICTOR EDET, Missouri, :10.32; 6. GREG SHOLARS, Texas Christian, :10.35;  
 7. JASON LEACH, Texas, :10.37.

Other Returning Placewinners -- 1986: 1. Lee McRae, Pittsburgh, :10.11; 3. Lee McNeill,  
 East Carolina, :10.14; 7. Stanley Kerr, Texas A&M, :10.30; 9. Greg Sholars, Texas  
 Christian, :10.36. 1985: 4. Lee McNeill, East Carolina, :10.11w.

\*\*\*\*\*

(QUALIFICATION: Heat winners and next five fastest times)

HEAT ONE (Wind: +3.13, over allowable)

1. Joe DeLoach, Houston	:10.15	QUALIFIER
2. Dennis Mitchell, Florida	:10.19	QUALIFIER
3. Leroy Burrell, Houston	:10.28	QUALIFIER
4. Greg Sholars, Texas Christian	:10.33	
5. Atlee Mahorn, California	:10.34	
6. Andre Cason, Texas A&M	:10.36	
7. Mike Haynes, Northern Arizona	:10.53	

HEAT TWO (Wind: +1.65)

1. Raymond Stewart, Texas Christian	:10.16	QUALIFIER
2. Derrick Florence, Texas A&M	:10.22	QUALIFIER
3. Slip Watkins, Louisiana State	:10.28	QUALIFIER
4. Mike Marsh, UCLA	:10.29	QUALIFIER
5. Roland Barclay, Jackson State	:10.38	
6. Jason Leach, Texas	:10.40	
7. Anthony Barnes, Fresno State	:10.46	
8. Rickey Huell, Mississippi State	:10.50	

HEAT THREE (Wind: +0.76)

1. Roscoe Tatum, Texas Christian	:10.34	QUALIFIER
2. Norm McGee, North Dakota	:10.36	
3. Lee McNeill, East Carolina	:10.38	
4. Devlon Dunn, Colorado	:10.45	
5. Lorenzo Daniel, Mississippi State	:10.48	
6. Deion Sanders, Florida State	:10.54	
7. Ronnell Barclay, Jackson State	:10.60	

NCAA MEN'S AND WOMEN'S OUTDOOR TRACK AND FIELD CHAMPIONSHIPS  
Hayward Field -- University of Oregon  
Eugene, Ore. -- June 1-4, 1988

MEN'S 100-METER DASH  
(Final: Saturday, 2:00 p.m.)

World Record ----- :09.83, Ben Johnson, Canada, 1987  
American Record ----- :09.93, Calvin Smith, Alabama, 1983  
                              :09.93, Carl Lewis, Santa Monica Track Club, 1987  
Collegiate Record ----- :09.93, Calvin Smith, Alabama, 1983  
NCAA Meet Record ----- :10.03, Stanley Floyd, Houston, 1982  
Hayward Field Record ----- :10.07, Clancy Edwards, USC, 1978  
Trials Qualifying ----- :10.30 (:10.1)  
Olympic Qualifying ----- :10.44 (:10.2)

Top 1987 Scorers (Returnees in CAPS) -- 1. RAYMOND STEWART, Texas Christian, :10.14;  
2. Lee McRae, Pittsburgh, :10.21; 3. MIKE MARSH, UCLA, :10.28; 4. Floyd Heard, Texas A&M,  
:10.31; 5. VICTOR EDET, Missouri, :10.32; 6. GREG SHOLARS, Texas Christian, :10.35;  
7. JASON LEACH, Texas, :10.37.

Other Returning Placewinners -- 1986: 1. Lee McRae, Pittsburgh, :10.11; 3. Lee McNeill,  
East Carolina, :10.14; 7. Stanley Kerr, Texas A&M, :10.30; 9. Greg Sholars, Texas  
Christian, :10.36. 1985: 4. Lee McNeill, East Carolina, :10.11w.

\*\*\*\*\*

FINAL RESULTS (Wind: +0.36)

1. Joe DeLoach, Houston (Hayward Field Record, Equals NCAA Meet Record)	:10.03
2. Raymond Stewart, Texas Christian	:10.10
3. Dennis Mitchell, Florida	:10.12
4. Mike Marsh, UCLA	:10.23
5. Leroy Burrell, Houston	:10.31
6. Slip Watkins, Louisiana State	:10.40
7. Roscoe Tatum, Texas Christian	:10.42
8. Derrick Florence, Texas A&M	:10.46

TEAM SCORING AFTER THIS EVENT: UCLA 61, Texas 30, Northeast Louisiana 21, Illinois 20,  
Texas Christian 20, California 18, Houston 17, Louisiana State 16

QUOTING DELOACH: "I was disappointed in not qualifying for the 200 meters earlier, but still I am very satisfied with the victory in the 100. I am seriously thinking about doubling in the Olympic Trials so I would have loved to have been in both races here. Now I know I can do it in the 100. I have been running pretty consistent this year. I have had some good times. My rhythm hasn't been as good in the 100 as it has been in the 200. I have 100 foot speed. I just wanted to get a good start and when I did get a good start, I just wanted to hold on after that. I wanted to prove to myself that I could be competitive in the 100 meters as well as the 200 and I think I did that."

NCAA MEN'S AND WOMEN'S OUTDOOR TRACK AND FIELD CHAMPIONSHIPS  
Hayward Field -- University of Oregon  
Eugene, Ore. -- June 1-4, 1988

MEN'S 200-METER DASH

(Trials: Wednesday, 4:20 p.m.; Final: Friday, 5:20 p.m.)

World Record ----- :19.72, Pietro Mennea, Italy, 1979  
American Record ----- :19.75, Carl Lewis, Santa Monica TC, 1983  
Collegiate Record ----- :19.93, Lorenzo Daniel, Mississippi State, 1988  
NCAA Meet Record ----- :20.15, Mike Miller, Tennessee, 1982  
Hayward Field Record ----- :20.10, Millard Hampton, San Jose CC, 1976  
Trials Qualifying ----- :20.67  
Olympic Qualifying ----- :20.84 (:20.6)

Top 1987 Scorers (Returnees in CAPS) -- 1. Floyd Heard, Texas A&M, :20.03w; 2. DANNY PEEBLES, North Carolina State, :20.16; 3. HENRY THOMAS, UCLA, :20.22; 4. DENNIS MITCHELL, Florida, :20.28; 5. RAYMOND STEWART, Texas Christian, :20.31; 6. Lee McRae, Pittsburgh, :20.44; 7. EUGENE McNEILL, East Carolina, :20.45; 8. LORENZO DANIEL, Mississippi State, :20.46; 9. STANLEY KERR, Texas A&M, 20.98.

Other Returning Placewinners -- 1986: 2. Atlee Mahorn, California, :20.45; 4. Danny Peebles, North Carolina State, :20.56; 8. Lorenzo Daniel, Mississippi State, :20.64; 9. Stanley Kerr, Texas A&M, :20.83; 1985: 3. Lorenzo Daniel, Mississippi State, :20.44.

\*\*\*\*\*

HEAT ONE (Wind: +1.90)

1. Atlee Mahorn, California	:20.43	QUALIFIER
2. Raymond Stewart, Texas Christian	:20.44	QUALIFIER
3. Michael Timpson, Penn State	:20.61	
4. Frank Fredericks, Brigham Young	:20.62	
5. Joe DeLoach, Houston	:20.64	
6. Anthony Barnes, Fresno State	:21.56	

HEAT TWO (Wind: +3.80, over allowable)

1. Henry Thomas, UCLA	:20.24	QUALIFIER
2. Danny Peebles, North Carolina State	:20.30	QUALIFIER
3. Michael Johnson, Baylor	:20.33	QUALIFIER
4. Eugene McNeill, East Carolina	:20.45	QUALIFIER
5. Slip Watkins, Louisiana State	:20.58	
6. Devlon Dunn, Colorado	:20.78	

HEAT THREE (Wind: +2.18, over allowable)

1. Lorenzo Daniel, Mississippi State	:20.15	QUALIFIER
2. Stanley Kerr, Texas A&M	:20.50	QUALIFIER
3. Kevin Little, Drake	:20.78	
4. Dazel L. Jules, Eastern Michigan	:20.92	
5. Tony Jones, Texas	:21.32	

# NCAA MEN'S AND WOMEN'S OUTDOOR TRACK AND FIELD CHAMPIONSHIPS

Hayward Field -- University of Oregon

Eugene, Ore. -- June 1-4, 1988

## MEN'S 200-METER DASH (Final: Friday, 5:20 p.m.)

World Record ----- :19.72, Pietro Mennea, Italy, 1979  
American Record ----- :19.75, Carl Lewis, Santa Monica TC, 1983  
Collegiate Record ----- :19.93, Lorenzo Daniel, Mississippi State, 1988  
NCAA Meet Record ----- :20.15, Mike Miller, Tennessee, 1982  
Hayward Field Record ----- :20.10, Millard Hampton, San Jose CC, 1976  
Trials Qualifying ----- :20.67  
Olympic Qualifying ----- :20.84 (:20.6)

Top 1987 Scorers (Returnees in CAPS) -- 1. Floyd Heard, Texas A&M, :20.03w; 2. DANNY PEEBLES, North Carolina State, :20.16; 3. HENRY THOMAS, UCLA, :20.22; 4. DENNIS MITCHELL, Florida, :20.28; 5. RAYMOND STEWART, Texas Christian, :20.31; 6. Lee McRae, Pittsburgh, :20.44; 7. EUGENE McNEILL, East Carolina, :20.45; 8. LORENZO DANIEL, Mississippi State, :20.46; 9. STANLEY KERR, Texas A&M, 20.98.

Other Returning Placewinners -- 1986: 2. Atlee Mahorn, California, :20.45; 4. Danny Peebles, North Carolina State, :20.56; 8. Lorenzo Daniel, Mississippi State, :20.64; 9. Stanley Kerr, Texas A&M, :20.83; 1985: 3. Lorenzo Daniel, Mississippi State, :20.44.

\*\*\*\*\*

### FINAL RESULTS (Wind: +0.80)

1. Lorenzo Daniel, Mississippi State (Collegiate, Meet and Hayward Field Records)	:19.87
2. Atlee Mahorn, California	:20.20
3. Henry Thomas, UCLA	:20.25
4. Danny Peebles, North Carolina State	:20.27
5. Raymond Stewart, Texas Christian	:20.41
6. Eugene McNeill, East Carolina	:20.61
7. Stanley Kerr, Texas A&M	:20.75

Michael Johnson, Baylor

DNF

TEAM SCORING AFTER THIS EVENT: UCLA 20, California 18, Northeast Louisiana 16, Mississippi State 10, Yale 8, Texas 5, Southern Illinois 5, North Carolina State 5

NOTES: Daniel becomes the world's No. 5 all-time performer. Mahorn's 20.20 is a Canadian record.

QUOTING DANIEL: "My freshman year, I got third. That was pretty good for a freshman. I came to the NC's my sophomore year with an eye infection and really couldn't run. Last year was the big disappointment when I got eighth. This year I got a lot stronger. Instead of worrying about what the other guy was going to do, I worried about what Lorenzo had to do. Instead of running defensively, I ran offensively. I figured it was pretty fast, but I don't care if it was 20.70. I just wanted to win."

NCAA MEN'S AND WOMEN'S OUTDOOR TRACK AND FIELD CHAMPIONSHIPS  
Hayward Field -- University of Oregon  
Eugene, Ore. -- June 1-4, 1988

MEN'S 400-METER DASH

(Trials: Thursday, 3:45 p.m.; Final: Saturday, 1:35 p.m.)

World Record ----- :43.86, Lee Evans, USA, 1968  
American Record ----- :43.86, Lee Evans, San Jose State, 1968  
Collegiate Record ----- :43.86, Lee Evans, San Jose State, 1968  
NCAA Meet Record ----- :44.13, Butch Reynolds, Ohio State, 1987  
Hayward Field Record ----- :44.47, Darrell Robinson, Mazda Track Club, 1986  
Trials Qualifying ----- :45.82  
Olympic Qualifying ----- :46.14 (:46.0)

Top 1987 Scorers (Returnees in CAPS) -- 1. Butch Reynolds, Ohio State, :44.13; 2. DANNY EVERETT, UCLA, :44.47; 3. Roddie Haley, Arkansas, :44.82; 4. Kevin Robinzine, Southern Methodist, :45.20; 5. Andrew Valmon, Seton Hall, :45.35; 6. RAYMOND PIERRE, Baylor, :45.43; 7. MOSES UGBISIE, Texas Southern, :45.60; 8. TIM SIMON, Illinois, :46.17.

Other Returning Placewinners -- 1986: 5. Danny Everett, UCLA, :45.54; 8. Clifton Campbell, Auburn, :46.33.

\*\*\*\*\*

(QUALIFICATION: Heat winners and next five fastest times)

HEAT ONE

1. Tim Simon, Illinois	:45.46	QUALIFIER
2. Jeff Reynolds, Kansas State	:45.87	QUALIFIER
3. Michael Cannon, Texas Christian	:46.00	
4. Kyle Hargett, Colorado	:46.36	
5. Darrell Hadden, Southwest Texas State	:46.45	
6. Larry Cantrell, Alabama	:46.51	
7. Benny Cureton, West Virginia	:46.55	

HEAT TWO

1. Steve Lewis, UCLA	:45.00	QUALIFIER
2. Ian Morris, Abilene Christian	:45.31	QUALIFIER
3. Clifton Campbell, Auburn	:45.42	QUALIFIER
4. Raymond Pierre, Baylor	:45.65	QUALIFIER
5. Gary Duncan, Georgia	:46.17	
6. Tim Hesse, Brigham Young	:46.85	
7. Anthony Washington, UCLA	:47.16	

HEAT THREE

1. Danny Everett, UCLA	:45.24	QUALIFIER
2. Calvin Long, Florida	:45.88	QUALIFIER
3. Lee Bridges, Illinois	:46.25	
4. Patrick Gordon, Rice	:46.32	
5. Roger Hunter, Indiana	:46.47	
6. Harry Ellerby, Maryland-Eastern Shore	:46.95	
7. Charles Bruce, Prairie View A&M	:47.46	

NCAA MEN'S AND WOMEN'S OUTDOOR TRACK AND FIELD CHAMPIONSHIPS

Hayward Field -- University of Oregon

Eugene, Ore. -- June 1-4, 1988

MEN'S 400-METER DASH

(Final: Saturday, 1:35 p.m.)

World Record ----- :43.86, Lee Evans, USA, 1968  
American Record ----- :43.86, Lee Evans, San Jose State, 1968  
Collegiate Record ----- :43.86, Lee Evans, San Jose State, 1968  
NCAA Meet Record ----- :44.13, Butch Reynolds, Ohio State, 1987  
Hayward Field Record ----- :44.47, Darrell Robinson, Mazda Track Club, 1986  
Trials Qualifying ----- :45.82  
Olympic Qualifying ----- :46.14 (:46.0)

Top 1987 Scorers (Returnees in CAPS) -- 1. Butch Reynolds, Ohio State, :44.13; 2. DANNY EVERETT, UCLA, :44.47; 3. Roddie Haley, Arkansas, :44.82; 4. Kevin Robinzine, Southern Methodist, :45.20; 5. Andrew Valmon, Seton Hall, :45.35; 6. RAYMOND PIERRE, Baylor, :45.43; 7. MOSES UGBISIE, Texas Southern, :45.60; 8. TIM SIMON, Illinois, :46.17.

Other Returning Placewinners -- 1986: 5. Danny Everett, UCLA, :45.54; 8. Clifton Campbell, Auburn, :46.33.

\*\*\*\*\*

FINAL RESULTS

1. Danny Everett, UCLA	:44.52
2. Steve Lewis, UCLA	:44.83
3. Tim Simon, Illinois	:45.31
4. Ian Morris, Abilene Christian	:45.40
5. Raymond Pierre, Baylor	:45.73
6. Calvin Long, Florida	:45.91
7. Jeff Reynolds, Kansas State	:46.06
8. Clifton Campbell, Auburn	:46.36

TEAM SCORING AFTER THIS EVENT: UCLA 56, Texas 30, Northeast Louisiana 21, Illinois 20, California 18, North Carolina State 15, Louisiana State 13, Oregon 12, Texas A&M 12

QUOTING EVERETT: "I went out, just like Steve and I did at the Pac-10. But when we came off the curve, he was in front and it was a race to the finish from then on. We went into the race shooting for 1-2 and when it was evident that we were going to get that, it was just a race to see who would be first. Maybe I was a little tired, I know I felt that way when I woke up this morning. I think we were both off a little today. I just utilized what I had left, it was not one of my best technique or speed races."



NCAA MEN'S AND WOMEN'S OUTDOOR TRACK AND FIELD CHAMPIONSHIPS  
Hayward Field -- University of Oregon  
Eugene, Ore. -- June 1-4, 1988

MEN'S 800-METER RUN

(Trials: Wednesday, 5:45 p.m.; Final: Friday, 6:10 p.m.)

World Record ----- 1:41.73, Sebastian Coe, Great Britain, 1981  
American Record ----- 1:42.60, Johnny Gray, Santa Monica Track Club, 1985  
Collegiate Record ----- 1:41.77, Joaquim Cruz, Oregon, 1984  
NCAA Meet Record ----- 1:44.91, Joaquim Cruz, Oregon, 1983  
Hayward Field Record ----- 1:44.3, Dave Wottle, Bowling Green, 1972  
Trials Qualifying ----- 1:47.89  
Olympic Qualifying ----- 1:46.8

Top 1987 Scorers (Returnees in CAPS) -- 1. Tracy Baskin, Seton Hall, 1:46.58; 2. Ray  
Levitte, Penn State, 1:46.83; 3. JIM MATON, Eastern Illinois, 1:46.90; 4. CHARLTON HAMER,  
Illinois, 1:47.06; 5. ANTHONY CHRISTIE, Prairie View, 1:47.12; 6. CEDRIC MATTERSON,  
Southern Methodist, 1:47.14; 7. ROBIN VAN HELDEN, Louisiana State, 1:47.21; 8. Lewis  
Johnson, Cincinnati, 1:47.57; 9. DAVID MOORE, Pittsburgh, 1:48.49.

Other Returning Placemen -- 1986: 3. Pablo Squella, Texas, 1:47.14; 4. Joey Bunch,  
Southern Cal, 1:47.42; 1985: 5. Ibrahim Okash, George Mason (now competing at Southern  
Cal), 1:47.30.

\*\*\*\*\*

HEAT ONE

1. Mark Everett, Florida	1:48.35	QUALIFIER
2. Jim Maton, Eastern Illinois	1:48.45	QUALIFIER
3. Anthony Christie, Prairie View A&M	1:48.54	
4. Matt Dunn, Texas A&M	1:48.59	
5. Kraig Cesar, Mississippi State	1:49.13	
6. Aaron Baynes, Florida	1:49.44	
7. Geryl House, Texas Southern	1:50.03	
8. Paul Gambragh, George Mason	1:50.67	

HEAT TWO

1. Pablo Squella, Texas	1:46.22	QUALIFIER
2. Paul Ereng, Virginia	1:46.24	QUALIFIER
3. Terrance Herrington, Clemson	1:46.38	QUALIFIER
4. Ibrahim Okash, Southern Cal	1:47.10	QUALIFIER
5. Dave Strang, Stanford	1:47.76	
6. John Cook, George Mason	1:49.48	
7. Terrell Davis, Baylor	1:49.67	

HEAT THREE

1. Maude Ado, Texas Southern	1:47.85	QUALIFIER
2. Charlton Hamer, Illinois	1:47.89	QUALIFIER
3. Ernest Barrett, George Mason	1:48.45	
4. Richard Rowe, Western Carolina	1:48.85	
5. Bret Garrett, Southern Illinois	1:49.67	
6. Fred Chepyator, Wisconsin	1:50.94	
Oslen Barr, Jackson State	DNF	

NCAA MEN'S AND WOMEN'S OUTDOOR TRACK AND FIELD CHAMPIONSHIPS

Hayward Field -- University of Oregon

Eugene, Ore. -- June 1-4, 1988

MEN'S 800-METER RUN

(Final: Friday, 6:10 p.m.)

World Record ----- 1:41.73, Sebastian Coe, Great Britian, 1981  
American Record ----- 1:42.60, Johnny Gray, Santa Monica Track Club, 1985  
Collegiate Record ----- 1:41.77, Joaquim Cruz, Oregon, 1984  
NCAA Meet Record ----- 1:44.91, Joaquim Cruz, Oregon, 1983  
Hayward Field Record ----- 1:44.3, Dave Wottle, Bowling Green, 1972  
Trials Qualifying ----- 1:47.89  
Olympic Qualifying ----- 1:46.8

Top 1987 Scorers (Returnees in CAPS) -- 1. Tracy Baskin, Seton Hall, 1:46.58; 2. Ray Levitre, Penn State, 1:46.83; 3. JIM MATON, Eastern Illinois, 1:46.90; 4. CHARLTON HAMER, Illinois, 1:47.06; 5. ANTHONY CHRISTIE, Prairie View, 1:47.12; 6. CEDRIC MATTERSON, Southern Methodist, 1:47.14; 7. ROBIN VAN HELDEN, Louisiana State, 1:47.21; 8. Lewis Johnson, Cincinnati, 1:47.57; 9. DAVID MOORE, Pittsburgh, 1:48.49.

Other Returning Placewinners -- 1986: 3. Pablo Squella, Texas, 1:47.14; 4. Joey Bunch, Southern Cal, 1:47.42; 1985: 5. Ibrahim Okash, George Mason (now competing at Southern Cal), 1:47.30.

\*\*\*\*\*

FINAL RESULTS

1. Paul Ereng, Virginia	1:46.76
2. Maude Ado, Texas Southern	1:47.05
3. Pablo Squella, Texas	1:47.56
4. Terrance Herrington, Clemson	1:47.58
5. Charlton Hamer, Illinois	1:47.82
6. Ibrahim Okash, Southern California	1:48.03
7. Jim Maton, Eastern Illinois	1:48.05
8. Mark Everett, Florida	1:48.11

TEAM SCORING AFTER THIS EVENT: UCLA 30, California 18, Northeast Louisiana 16, Texas 14, Mississippi State 10, Virginia 10, Louisiana State 9

NOTES: Everett led for the first 500 meters, but Ado took the lead on the back straightaway of the second lap. Everett challenged again coming into the final straightaway, but Ereng (freshman at Virginia) passed both on the outside to win as Everett faded to eighth.

QUOTING ERENG: "I was tentative at the beginning. I knew they were running hard (after the first 400 meters), and I was fine. With 200 meters left, I was strong and that's when we started to come together. I knew I was going to run well at the end. This is the fastest I've run in a big meet. To make the (Kenyan Olympic) team is quite hard. I'm going to put in a fight. I knew Everett is a good sprinter, but I think I am also because I'm a 45-second quartermiler. I knew he was kind of tired at the end."

NCAA MEN'S AND WOMEN'S OUTDOOR TRACK AND FIELD CHAMPIONSHIPS  
Hayward Field -- University of Oregon  
Eugene, Ore. -- June 1-4, 1988

MEN'S 1,500-METER RUN

(Trials: Thursday, 5:00 p.m.; Final: Saturday, 2:20 p.m.)

World Record ----- 3:29.46, Said Aouita, Morocco, 1985  
American Record ----- 3:29.77, Sydney Maree, Puma Track Club, 1985  
Collegiate Record ----- 3:31.71, Abdi Bile, George Mason, 1987  
NCAA Meet Record ----- 3:35.30, Sydney Maree, Villanova, 1981  
Hayward Field Record ----- 3:35.15, Steve Scott, Sub 4 Track Club, 1980  
Trials Qualifying ----- 3:41.97  
Olympic Qualifying ----- 3:38.5

Top 1987 Scorers (Returnees in CAPS) -- 1. Abdi Bile, George Mason, 3:34.79; 2. CHARLES MARSALA, Indiana, 3:38.43; 3. TERRENCE HARRINGTON, Clemson, 3:38.57; 4. Sean O'Neill, Villanova, 3:38.86; 5. Gerry O'Reilly, Villanova, 3:38.93; 6. STEVE BALKEY, Penn State, 3:38.99; 7. Gary Cobb, Virginia Tech, 3:39.35; 8. Bruce Stirling, Washington, 3:39.89; 9. MARK DEADY, Indiana, 3:40.27.

\*\*\*\*\*

(QUALIFICATION: First two each heat and next eight fastest times)

HEAT ONE

1. Charles Marsala, Indiana	3:46.31	QUALIFIER
2. Brian Jaeger, Auburn	3:46.43	QUALIFIER
3. Matt Taylor, Arkansas	3:46.52	QUALIFIER
4. Hiram Cuevas, William and Mary	3:46.69	QUALIFIER
5. Marc Olesen, Stanford	3:46.71	QUALIFIER
6. Brad Schlapak, Northeastern	3:46.73	

HEAT TWO

1. Joe Falcon, Arkansas	3:45.61	QUALIFIER
2. Steve Balkey, Penn State	3:45.75	QUALIFIER
3. Mark Deady, Indiana	3:46.03	QUALIFIER
4. Michael Stahr, Georgetown	3:46.05	QUALIFIER
5. David McMillan, Penn State	3:46.07	QUALIFIER
6. Jan Friedli, Villanova	3:46.13	QUALIFIER
7. Eric Peterson, Oregon	3:46.50	QUALIFIER

NCAA MEN'S AND WOMEN'S OUTDOOR TRACK AND FIELD CHAMPIONSHIPS  
Hayward Field -- University of Oregon  
Eugene, Ore. -- June 1-4, 1988

MEN'S 1,500-METER RUN  
(Final: Saturday, 2:20 p.m.)

World Record ----- 3:29.46, Said Aouita, Morocco, 1985  
American Record ----- 3:29.77, Sydney Maree, Puma Track Club, 1985  
Collegiate Record ----- 3:31.71, Abdi Bile, George Mason, 1987  
NCAA Meet Record ----- 3:35.30, Sydney Maree, Villanova, 1981  
Hayward Field Record ----- 3:35.15, Steve Scott, Sub 4 Track Club, 1980  
Trials Qualifying ----- 3:41.97  
Olympic Qualifying ----- 3:38.5

Top 1987 Scorers (Returnees in CAPS) -- 1. Abdi Bile, George Mason, 3:35.79; 2. CHARLES MARSALA, Indiana, 3:38.43; 3. TERRENCE HARRINGTON, Clemson, 3:38.57; 4. Sean O'Neill, Villanova, 3:38.86; 5. Gerry O'Reilly, Villanova, 3:38.93; 6. STEVE BALKEY, Penn State, 3:38.99; 7. Gary Cobb, Virginia Tech, 3:39.35; 8. Bruce Stirling, Washington, 3:39.89; 9. MARK DEADY, Indiana, 3:40.27.

\*\*\*\*\*

FINAL RESULTS

1. Joe Falcon, Arkansas	3:38.91
2. Charles Marsala, Indiana	3:39.91
3. Mark Deady, Indiana	3:39.92
4. Michael Stahr, Georgetown	3:39.97
5. Steve Balkey, Penn State	3:42.40
6. Brian Jaeger, Auburn	3:44.16
7. Marc Olesen, Stanford	3:44.27
8. Eric Peterson, Oregon	3:44.30
9. Jan Friedli, Villanova	3:44.72
10. Hiram Cuevas, William and Mary	3:44.83
11. David McMillan, Penn State	3:45.35
12. Matt Taylor, Arkansas	3:47.64

NOTES: Steve Balkey of Penn State led after first lap at :59.1 and second lap at 2:01.2 closely followed by Michael Stahr of Georgetown and other runners. Falcon took off with about 500 meters to go and, after a brief challenge from Mark Deady of Indiana with 200 meters to go, scored a comfortable victory (Falcon went through 1200 meters at 2:57.7).

TEAM SCORING AFTER THIS EVENT: UCLA 61, Texas 30, Northeast Louisiana 21, Illinois 20, Texas Christian 20, Arkansas 18, California 18, Houston 17

QUOTING FALCON: "We felt the best thing for me to do was to go ahead with 300 meters left. Relax and then go ahead, if needed, with 150 meters left. There was a lot of bumping going on, and Matt (Taylor) knew what we had planned to do. He said, 'Joe, move up, move up,' and when I did Matt pushed me from behind. I felt his spikes click mine and knew somebody had fallen, but I didn't know it was him. This all happened at about the 600-meter mark. I really rested up for this meet so that I'd be prepared for the TAC meet and the Olympic Trials."

NCAA MEN'S AND WOMEN'S OUTDOOR TRACK AND FIELD CHAMPIONSHIPS  
Hayward Field -- University of Oregon  
Eugene, Ore. -- June 1-4, 1988

MEN'S 3,000-METER STEEPLECHASE

(Trials: Wednesday, 7:00 p.m.; Final: Friday, 7:00 p.m.)

World Record ----- 8:05.4, Henry Rono, Kenya, 1978  
American Record ----- 8:09.17, Henry Marsh, Athletics West, 1985  
Collegiate Record ----- 8:05.4, Henry Rono, Washington State, 1978  
NCAA Meet Record ----- 8:12.39, Henry Rono, Washington State, 1978  
Hayward Field Record ----- 8:12.39, Henry Rono, Washington State, 1978  
Trials Qualifying ----- 8:39.49  
Olympic Qualifying ----- 8:28.0

Top 1987 Scorers (Returnees in CAPS) -- 1. Dan Nelson, Oregon, 8:35.37; 2. Mark Junkermann, UCLA, 8:36.21; 3. DAN BELL, Washington, 8:36.71; 4. RICHARD COOPER, Arkansas, 8:39.30; 5. Eric Smith, Georgia Tech, 8:39.40; 6. Rad Shirley, Brigham Young, 8:41.39; 7. Mark Coogan, Maryland, 8:42.33; 8. Jon Thanos, Illinois, 8:48.34.

Other Returning Placewinners -- 1985: 4. Karl Van Calcar, Oregon State, 8:28.25; 1984: 9. Karl Van Calcar, Oregon State, 8:41.08.

\*\*\*\*\*

HEAT ONE

1. Karl Van Calcar, Oregon State	8:40.15	QUALIFIER
2. Atle Naesheim, Washington	8:42.25	QUALIFIER
3. Gavin Gaynor, North Carolina State	8:43.17	QUALIFIER
4. Darin Williams, Weber State	8:44.97	QUALIFIER
5. Rusty Korhonen, Wisconsin	8:46.08	QUALIFIER
6. Tom Nohilly, Florida	8:47.23	QUALIFIER
7. Tim Wakeland, Iowa State	8:47.85	

HEAT TWO

1. Ted Mecham, Brigham Young	8:41.71	QUALIFIER
2. Jon Thanos, Illinois	8:42.18	QUALIFIER
3. Richard Cooper, Arkansas	8:42.31	QUALIFIER
4. Seth Simonds, Oregon	8:42.38	QUALIFIER
5. James Gibson, Yale	8:43.27	QUALIFIER
6. Dan Bell, Washington	8:46.96	QUALIFIER
Kris Cary, Weber State	DNF	

NCAA MEN'S AND WOMEN'S OUTDOOR TRACK AND FIELD CHAMPIONSHIPS

Hayward Field -- University of Oregon

Eugene, Ore. -- June 1-4, 1988

MEN'S 3,000-METER STEEPLECHASE

(Final: Friday, 7:00 p.m.)

World Record ----- 8:05.4, Henry Rono, Kenya, 1978  
 American Record ----- 8:09.17, Henry Marsh, Athletics West, 1985  
 Collegiate Record ----- 8:05.4, Henry Rono, Washington State, 1978  
 NCAA Meet Record ----- 8:12.39, Henry Rono, Washington State, 1978  
 Hayward Field Record ----- 8:12.39, Henry Rono, Washington State, 1978  
 Trials Qualifying ----- 8:39.49  
 Olympic Qualifying ----- 8:28.0

Top 1987 Scorers (Returnees in CAPS) -- 1. Dan Nelson, Oregon, 8:35.37; 2. Mark Junkermann, UCLA, 8:36.21; 3. DAN BELL, Washington, 8:36.71; 4. RICHARD COOPER, Arkansas, 8:39.30; 5. Eric Smith, Georgia Tech, 8:39.40; 6. Rad Shirley, Brigham Young, 8:41.39; 7. MARK COOGAN, Maryland, 8:42.33; 8. Jon Thanos, Illinois, 8:48.34.

Other Returning Placewinners -- 1985: 4. Karl Van Calcar, Oregon State, 8:28.25; 1984: 9. Karl Van Calcar, Oregon State, 8:41.08.

\*\*\*\*\*

FINAL RESULTS

1. Karl Van Calcar, Oregon State	8:32.35
2. Ted Mecham, Brigham Young	8:38.74
3. Richard Cooper, Arkansas	8:39.31
4. Gavin Gaynor, North Carolina State	8:39.47
5. Jon Thanos, Illinois	8:42.62
6. Darin Williams, Weber State	8:43.51
7. Rusty Korhonen, Wisconsin	8:45.42
8. Seth Simonds, Oregon	8:47.14
9. Atle Naesheim, Washington	8:52.41
10. James Gibson, Yale	8:59.23
11. Dan Bell, Washington	9:00.33
12. Tom Nohilly, Florida	9:11.52

TEAM SCORING AFTER THIS EVENT: UCLA 30, California 18, Northeast Louisiana 16, Texas 14, Mississippi State 10, Virginia 10, Oregon State 10, Louisiana State 9

QUOTING VAN CALCAR: "I wanted a quicker time, but the wind was a little tough so that kind of took care of that. I wanted to set the pace. I wanted a fast pace and no one seemed to want to go out quick. I feel good about winning this championship, but I wished it wasn't the end of the OSU track program. If it has to be, it has to be. I thought the crowd was great. They are fun to run in front of. I think the Oregon fans kind of adopted us Oregon State athletes. I was getting a lot of cheering before the race. I went out fast because I wanted to make sure no one would be able to beat me with a kick as I don't have a great kick."

NCAA MEN'S AND WOMEN'S OUTDOOR TRACK AND FIELD CHAMPIONSHIPS

Hayward Field -- University of Oregon

Eugene, Ore. -- June 1-4, 1988

MEN'S 5,000-METER RUN

(Final: Saturday, 3:25 p.m.)

World Record ----- 12:58.39, Said Aouita, Morocco, 1987  
American Record ----- 13:01.15, Sydney Maree, Puma Track Club, 1985  
Collegiate Record ----- 13:08.4, Henry Rono, Washington State, 1978  
NCAA Meet Record ----- 13:20.63, Sydney Maree, Villanova, 1979  
Hayward Field Record ----- 13:12.91, Matt Centrowitz, New York AC, 1982  
Trials Qualifying ----- 13:41.58  
Olympic Qualifying ----- 13:33.0

Top 1987 Scorers (Returnees in CAPS) -- 1. Dean Crowe, Boston University, 13:43.40;  
2. Are Nakkim, Boston University, 13:44.47; 3. Ron Harris, Navy, 13:45.75; 4. Scott Fry,  
Wisconsin, 13:46.65; 5. Barnaba Korir, Iowa State, 13:52.42; 6. Brian Jaeger, Auburn,  
13:59.44; 7. Jim Farmer, North Carolina, 14:00.60; 8. Raf Wyns, Iowa State, 14:03.39.

Other Returning Placewinners -- 1986: 5. Brian Jaeger, Auburn, 14:00.63; 10. Bob  
Kempainen, Dartmouth, 14:04.08; 11. Scott Fry, Wisconsin, 14:09.28.

\*\*\*\*\*

FINAL RESULTS

1. Matt Giusto, Arizona	13:55.94
2. Dov Kremer, Clemson	13:56.63
3. Greg Whiteley, Brown	13:57.00
4. James Farmer, North Carolina	13:58.12
5. Reuben Reina, Arkansas	13:58.16
6. Richard Graves, California-Irvine	14:01.47
7. Tyno Carter, Army	14:01.51
8. Tim Gargiulo, Southern Methodist	14:02.77
9. Herman Beltran, Alabama	14:04.3
10. Daniel Garrett, Notre Dame	14:05.0
11. Bob Henes, North Carolina State	14:06.1
12. Peter Loomis, Brown	14:28.8
13. Kris Herdt, Virginia	14:41.9

TEAM SCORING AFTER THIS EVENT: UCLA 70, Texas 30, California 26, Arkansas 22,  
Northeast Louisiana 21, Illinois 20, Texas Christian 20, Oregon 19

QUOTING GIUSTO: "It was a hard way to run a 5,000. The pace was back and forth the whole race. We went out pretty hard, then we slowed down in the middle then the last lap and a half was all out. This season I have developed a tactic where I can sit behind the first runner or first two runners and kind of relax and then throw a kick in at the end which I just developed this year. There wasn't any one person I was worried about going into the race. I knew if I just ran my race I would win. The wind was tough, especially on the backstretch. It really slowed the pace down."

NCAA MEN'S AND WOMEN'S OUTDOOR TRACK AND FIELD CHAMPIONSHIPS

Hayward Field -- University of Oregon

Eugene, Ore. -- June 1-4, 1988

MEN'S 10,000-METER RUN  
(Final: Friday, 7:45 p.m.)

World Record ----- 27:13.81, Fernando Mamede, Portugal, 1984  
American Record ----- 27:20.56, Mark Nenow, Puma Track Club, 1986  
Collegiate Record ----- 27:22.4, Henry Rono, Washington State, 1978  
NCAA Meet Record ----- 28:01.30, Suleiman Nyambui, Texas-El Paso, 1979  
Hayward Field Record ----- 27:29.90, Henry Rono, Team Nike, 1982  
Trials Qualifying ----- 28:32.49  
Olympic Qualifying ----- 28:20.0

Top 1987 Scorers (Returnees in CAPS) -- 1. JOE FALCON, Arkansas, 29:10.66; 2. Chris Brewster, Michigan, 29:12.22; 3. STEVE TAYLOR, Virginia Tech, 29:18.83; 4. Jose Rocha, Boston College, 29:20.95; 5. David Halle, Illinois, 29:22.24; 6. BOB KEMPAINEN, Dartmouth, 29:28.81; 7. Eric Carter, Penn State, 29:34.43; 8. Tony Williams, Virginia Tech, 29:37.78.

Other Returning Placewinners -- 1986: 7. Harry Green, Texas, 30:25.97.

\*\*\*\*\*

FINAL RESULTS

1. John Sherer, Michigan	28:50.39
2. Donald Johns, Eastern Michigan	28:50.48
3. Robert Kempainen, Dartmouth	28:53.31
4. Chris Borsa, Wisconsin	28:58.14
5. Yehezkel Halifa, Clemson	28:58.76
6. Harry Green, Texas	28:58.80
7. Chris Schille, Brown	28:59.99
8. Chris Zinn, Arkansas	29:02.03
9. Brad Hudson, Oregon	29:02.48
10. Pat Piper, North Carolina State	29:04.37
11. John Van Scoyoc, Miami (Ohio)	29:06.51
12. Bo Reed, Northern Arizona	29:06.75
13. Thomas Paskus, Dartmouth	29:08.91
14. Steve Taylor, Virginia Tech	29:24.62
15. Bill Taylor, Central Michigan	29:45.51
16. Brad Barquist, Michigan	29:56.97
17. Matt Clayton, San Diego State	30:14.52
18. John Wodny, Wyoming	30:42.47
Ted Goodlake, Tennessee	DNF
Gus Quinonez, Cal-Irvine	DNF

TEAM SCORING AFTER THIS EVENT: UCLA 38, Texas 30, Northeast Louisiana 21, California 18, Illinois 14, Louisiana State 13, Texas A&M 12, Oregon 12

QUOTING SHERER: "My strategy was to go out in the pack near the front, but try not to head halfway through the race. The last 100 meters was the toughest I've ever run. To win here was a good feeling. The crowd was great."



# NCAA MEN'S AND WOMEN'S OUTDOOR TRACK AND FIELD CHAMPIONSHIPS

Hayward Field -- University of Oregon

Eugene, Ore. -- June 1-4, 1988

## MEN'S 110-METER HIGH HURDLES

(Trials: Thursday, 5:50 p.m.; Final: 2:50 p.m. Saturday)

World Record ----- :12.93, Renaldo Nehemiah, United States, 1981  
 American Record ----- :12.93, Renaldo Nehemiah, Athletic Attic, 1981  
 Collegiate Record ----- :13.00, Renaldo Nehemiah, Maryland, 1979  
 NCAA Meet Record ----- :13.22, Greg Foster, UCLA, 1978  
 Hayward Field Record ----- :13.22, Greg Foster, UCLA, 1978  
 Trials Qualifying ----- :13.81  
 Olympic Qualifying ----- :13.94 (:13.7)

Top 1987 Scorers (Returnees in CAPS) -- 1. Eric Reid, Louisiana State, :13.51; 2. ARTHUR BLAKE, Florida State, :13.59; 3. JAMES PURVIS, Georgia Tech, :13.60; 4. Andrew Parker, Arizona State, :13.61; 5. Keith Talley, Alabama, :13.70; 6. William Skinner, Maryland, :13.74; 7. Steve Kerho, UCLA, :13.77; 8. ROD JETT, California, :13.89; 9. Thomas Wilcher, Michigan, :14.07.

Other Returning Placewinners -- 1986: 7. James Purvis, Georgia Tech, :13.71.

\*\*\*\*\*

(QUALIFICATION: Heat winners and next five fastest times)

### HEAT ONE (Wind: -0.45)

1. James Purvis, Georgia Tech	:13.69	QUALIFIER
2. Robert Reading, Southern California	:13.74	QUALIFIER
3. Vernon George, Texas Southern	:13.96	QUALIFIER
4. Rodney Lawson, Florida State	:14.00	
5. Eric Cannon, Pittsburgh	:14.07	
6. Michael Timpson, Penn State	:14.12	
Brett Fortune, Hampton	DNF	

### HEAT TWO (Wind: -0.69)

1. Arthur Blake, Florida State	:13.73	QUALIFIER
2. Rod Jett, California	:13.88	QUALIFIER
3. Lawrence Felton, Texas A&M	:13.95	QUALIFIER
4. Chris Lancaster, Indiana State	:13.97	QUALIFIER
5. Roget Ware, Ohio State	:14.00	
6. Bernard Williams, Louisiana State	:14.06	
7. Calvin Holmes, Pittsburgh	:14.39	

### HEAT THREE (Wind: -1.42)

1. Dirk Morris, Georgia Tech	:13.94	QUALIFIER
2. Kevin Savoie, Southern	:13.98	
3. Terry Reese, North Carolina State	:14.01	
4. Derek Knowles, Saint Augustine's	:14.13	
5. Mike Profit, Air Force	:14.19	
6. Anthony Norris, Michigan State	:14.35	
7. Lemuel Stinson, Texas Tech	:14.55	
Felton Nails, Prairie View A&M	DNF	

NCAA MEN'S AND WOMEN'S OUTDOOR TRACK AND FIELD CHAMPIONSHIPS  
Hayward Field -- University of Oregon  
Eugene, Ore. -- June 1-4, 1988

MEN'S 110-METER HIGH HURDLES  
(Final: 2:50 p.m. Saturday)

World Record ----- :12.93, Renaldo Nehemiah, United States, 1981  
American Record ----- :12.93, Renaldo Nehemiah, Athletic Attic, 1981  
Collegiate Record ----- :13.00, Renaldo Nehemiah, Maryland, 1979  
NCAA Meet Record ----- :13.22, Greg Foster, UCLA, 1978  
Hayward Field Record ----- :13.22, Greg Foster, UCLA, 1978  
Trials Qualifying ----- :13.81  
Olympic Qualifying ----- :13.94 (:13.7)

Top 1987 Scorers (Returnees in CAPS) -- 1. Eric Reid, Louisiana State, :13.51; 2. ARTHUR BLAKE, Florida State, :13.59; 3. JAMES PURVIS, Georgia Tech, :13.60; 4. Andrew Parker, Arizona State, :13.61; 5. Keith Talley, Alabama, :13.70; 6. William Skinner, Maryland, :13.74; 7. Steve Kerho, UCLA, :13.77; 8. ROD JETT, California, :13.89; 9. Thomas Wilcher, Michigan, :14.07.

Other Returning Placewinners -- 1986: 7. James Purvis, Georgia Tech, :13.71.

\*\*\*\*\*

FINAL RESULTS (Wind: +1.75)

1. James Purvis, Georgia Tech	:13.58
2. Rod Jett, California	:13.64
3. Chris Lancaster, Indiana State	:13.77
4. Lawrence Felton, Texas A&M	:13.81
5. Dirk Morris, Georgia Tech	:13.84
6. Vernon George, Texas Southern	:13.98
7. Robert Reading, Southern California	:17.11

Arthur Blake, Florida State DNF

NOTES: Blake lost his balance and stumbled at the first hurdle, apparently bumping Reading, leaving the race to Purvis in the middle and Jett on the inside.

TEAM SCORING AFTER THIS EVENT: UCLA 61, Texas 30, California 26, Northeast Louisiana 21, Illinois 20, Texas Christian 20, Arkansas 18, Texas A&M 18

QUOTING PURVIS: "Going into the race, I knew that I'd have to get a pretty good start. Then I would have to rely on my strength to follow through. I think a lot of the runners weren't focusing on winning but were looking to finish third. If Reading wouldn't have stumbled I think the time would have been much faster. I know it would have been a faster race."

NCAA MEN'S AND WOMEN'S OUTDOOR TRACK AND FIELD CHAMPIONSHIPS  
Hayward Field -- University of Oregon  
Eugene, Ore. -- June 1-4, 1988

MEN'S 400-METER HURDLES

(Trials: Wednesday, 5:00 p.m.; Final: Friday, 5:50 p.m.)

World Record ----- :47.02, Edwin Moses, United States, 1983  
American Record ----- :47.02, Edwin Moses, Unattached, 1983  
Collegiate Record ----- :47.45, Edwin Moses, Morehouse, 1977  
NCAA Meet Record ----- :48.33, Danny Harris, Iowa State, 1986  
Hayward Field Record ----- :47.90, Edwin Moses, Utopia International, 1980  
Trials Qualifying ----- :50.33  
Olympic Qualifying ----- :50.24 (:50.1)

Top 1987 Scorers (Returnees in CAPS) -- 1. KEVIN YOUNG, UCLA, :48.99; 2. WINTHROP GRAHAM, Texas, :49.46; 3. KEVIN MASON, Houston, :49.90; 4. Kevin Henderson, Auburn, :49.93; 5. Randy Cox, Penn, :50.26; 6. Charles Powell, Baylor, :51.14; 7. GORDON BUGG, Arizona State, :54.0.

Other Returning Placewinners -- 1986: 2. Kevin Young, UCLA, :48.77; 6. Craig Calk, Texas A&M, :49.90; 8. Bernard Williams, LSU, :50.18. 1985: 7. Bernard Williams, LSU, :50.68.

\*\*\*\*\*

HEAT ONE

1. Pat McGhee, Iowa	:50.06	QUALIFIER
2. Gordon Bugg, Arizona State	:50.79	QUALIFIER
3. Chris Lancaster, Indiana State	:51.28	
4. David Jones, Seton Hall	:51.31	
5. Eric Chesley, Utah	:52.39	
6. Keith Wheeler, Texas	:52.40	

HEAT TWO

1. Winthrop Graham, Texas	:50.19	QUALIFIER
2. Craig Calk, Texas A&M	:51.38	
3. Michael Graham, Iowa State	:51.60	
4. John Branch, Howard	:51.98	
5. Pat Griffin, Northeast Louisiana	:52.04	
6. Allan Phillips, Indiana	:52.45	
7. Elbert Ellis, Pittsburgh	:52.97	

HEAT THREE

1. Anthony Valentine, Villanova	:50.76	QUALIFIER
2. Bernard Williams, Louisiana State	:50.79	QUALIFIER
3. McClinton Neal, Texas-Arlington	:51.03	
4. Paul Steele, Iowa	:51.51	
5. James Stephenson, Portland	:52.28	
6. Dale Burrage, Nebraska	:53.16	
7. Shaun McAlmont, Brigham Young	1:01.2	

HEAT FOUR

1. Kevin Young, UCLA	:48.71	QUALIFIER
2. Kevin Mason, Houston	:49.91	QUALIFIER
3. George Porter, Southern Cal	:50.65	QUALIFIER
4. Steve Jackson, Washington State	:51.01	
5. Patrick Mann, Georgetown	:51.80	
6. Shannon Daugherty, McNeese State	:51.83	

NCAA MEN'S AND WOMEN'S OUTDOOR TRACK AND FIELD CHAMPIONSHIPS  
Hayward Field -- University of Oregon  
Eugene, Ore. -- June 1-4, 1988

MEN'S 400-METER HURDLES  
(Final: Friday, 5:50 p.m.)

World Record ----- :47.02, Edwin Moses, United States, 1983  
American Record ----- :47.02, Edwin Moses, Unattached, 1983  
Collegiate Record ----- :47.45, Edwin Moses, Morehouse, 1977  
NCAA Meet Record ----- :48.33, Danny Harris, Iowa State, 1986  
Hayward Field Record ----- :47.90, Edwin Moses, Utopia International, 1980  
Trials Qualifying ----- :50.33  
Olympic Qualifying ----- :50.24 (:50.1)

Top 1987 Scorers (Returnees in CAPS) -- 1. KEVIN YOUNG, UCLA, :48.99; 2. WINTHROP GRAHAM, Texas, :49.46; 3. KEVIN MASON, Houston, :49.90; 4. Kevin Henderson, Auburn, :49.93; 5. Randy Cox, Penn, :50.26; 6. Charles Powell, Baylor, :51.14; 7. GORDON BUGG, Arizona State, :54.0.

Other Returning Placewinners -- 1986: 2. Kevin Young, UCLA, :48.77; 6. Craig Calk, Texas A&M, :49.90; 8. Bernard Williams, LSU, :50.18. 1985: 7. Bernard Williams, LSU, :50.68.

\*\*\*\*\*

FINAL RESULTS

1. Kevin Young, UCLA (Meet and Hayward Field Records)	:47.85
2. Pat McGhee, Iowa	:50.07
3. Gordon Bugg, Arizona State	:50.16
4. Bernard Williams, Louisiana State	:50.21
5. George Porter, Southern California	:50.37
6. Winthrop Graham, Texas	:50.40
7. Anthony Valentine, Villanova	:51.35
8. Kevin Mason, Houston	:51.61

NOTES: Young becomes the No. 3 all-time collegiate performer. The margin of victory is the largest ever in this event in the NCAA meet, breaking the previous best set here in 1962 by Oregon's Jerry Tarr. He took the lead at the third hurdle and pulled away from the other seven competitors.

TEAM POINTS AFTER THIS EVENT: UCLA 30, California 18, Northeast Louisiana 16, Mississippi State 10, Louisiana State 9, Texas 8, Yale 8, Arizona State 6

QUOTING YOUNG: "I have been working in practice on getting off fast. But I was so hyped up for this race that I decided I was just going out with the rest of the runners. I thought Graham on the inside was going to take it out pretty fast. I have been working on going about 3.8 seconds between hurdles. The race felt very good. I didn't look back so I was surprised that second place was 50 seconds. When I heard my time, I said I guess I really was way out front. I thought second place would be around 49 or high 48's. I was extremely pleased with the time. I know I am capable of a fast time, but in the past I haven't put together a real even race. I have been over-striding a couple of hurdles. I just tried to keep my lean going over the hurdles today."

NCAA MEN'S AND WOMEN'S OUTDOOR TRACK AND FIELD CHAMPIONSHIPS  
Hayward Field -- University of Oregon  
Eugene, Ore. -- June 1-4, 1988

MEN'S 4x100-METER RELAY

(Trials: Wednesday, 7:50 p.m.; Final: Friday, 7:30 p.m.)

World Record ----- :37.83, United States, 1984  
American Record ----- :37.83, National Team, 1984  
Collegiate Record ----- :38.46, Texas Christian, 1986  
NCAA Meet Record ----- :38.46, Texas Christian, 1986  
Hayward Field Record ----- :39.39 Georgia, 1984

Top 1987 Scorers (Returnees in CAPS) -- 1. Texas Christian (ROSCOE TATUM, Andrew Smith, GREG SHOLARS, RAYMOND STEWART), :38.82; 2. Texas A&M (LAWRENCE FELTON, Floyd Heard, Greg Lewis, STANLEY KERR), :38.85; 3. UCLA (MIKE MARSH, DANNY EVERETT, RAYMOND YOUNG, HENRY THOMAS), :39.11; 4. East Carolina, :39.15; 5. Louisiana Tech, :39.16; 6. Florida, :39.50; 7. North Carolina State, :39.71; 8. Northwestern State, :39.78; 9. Auburn, :39.83.

\*\*\*\*\*

HEAT ONE

1. TEXAS CHRISTIAN	:38.79	QUALIFIER
(Roscoe Tatum, Tony Allen, Raymond Stewart, Greg Sholars)		
2. FLORIDA	:39.18	QUALIFIER
(Tony Jones, Dennis Mitchell, Stacey Simmons, Calvin Long)		
3. BAYLOR	:39.63	
(Keith Stanford, Raymond Pierre, Michael Johnson, John Simpson)		
4. HOUSTON	:39.68	
(Keith Clarke, Joe DeLoach, Dave Cassuto, Leroy Burrell)		
5. MISSOURI	:40.22	
(Bruce Cockrell, Rob Collier, Isiaq Adeyanju, Peter Ifeduba)		
6. TEXAS SOUTHERN	:40.22	
(Eric Smith, Victor Omagbemi, Christopher Walker, David Campbell)		

HEAT TWO

1. TEXAS A&M	:38.71	QUALIFIER
(Lawrence Felton, Derrick Florence, Andre Cason, Stanley Kerr)		
(Hayward Field Record)		
2. NORTH CAROLINA STATE	:39.32	QUALIFIER
(Mike Brooks, Dwight Frazier, Kevin Braunskill, Danny Peebles)		
3. TEXAS	:39.42	QUALIFIER
(Johnny Washington, Glenn Johnson, Tony Jones, Jason Leach)		
4. AUBURN	:39.58	QUALIFIER
(Tim Martin, Boris Goins, Kelly Carter, Clifton Campbell)		
5. NORTHWESTERN STATE	:39.82	
(Al Edwards, Ken Dewitt, Edgar Cooper, Chester Davis)		
6. EAST CAROLINA	:39.98	
(Eugene McNeill, David Robinson, Isaac Robinson, Lee McNeill)		

HEAT THREE

1. UCLA	:38.79	QUALIFIER
(Mike Marsh, Danny Everett, Steve Lewis, Henry Thomas)		
2. MISSISSIPPI STATE	:39.62	QUALIFIER
(Keith Laurant, Sidney Braddy, Lorenzo Daniel, Rickey Huell)		
3. FLORIDA STATE	:39.87	
(Dexter Carter, Arthur Blake, Deion Sanders, Sammy Smith)		
4. NORTHERN ARIZONA	:40.13	
(Peter Daniel, Mike Haynes, Tony Monroe, John Koon)		
5. JACKSON STATE	:40.35	
(Ronald Whitsett, Roland Barclay, Rickey Smith, Michael Newbold)		
LOUISIANA TECH		DNF
(Kevin Loyd, Maze Bursey, Maurice Draper, Vincent Coleman)		

NCAA MEN'S AND WOMEN'S OUTDOOR TRACK AND FIELD CHAMPIONSHIPS  
Hayward Field -- University of Oregon  
Eugene, Ore. -- June 1-4, 1988

MEN'S 4x100-METER RELAY  
(Final: Friday, 7:30 p.m.)

World Record ----- :37.83, United States, 1984  
American Record ----- :37.83, National Team, 1984  
Collegiate Record ----- :38.46, Texas Christian, 1986  
NCAA Meet Record ----- :38.46, Texas Christian, 1986  
Hayward Field Record ----- :38.71 Texas A&M, 1988

Top 1987 Scorers (Returnees in CAPS) -- 1. Texas Christian (ROSCOE TATUM, Andrew Smith, GREG SHOLARS, RAYMOND STEWART), :38.82; 2. Texas A&M (LAWRENCE FELTON, Floyd Heard, Greg Lewis, STANLEY KERR), :38.85; 3. UCLA (MIKE MARSH, DANNY EVERETT, RAYMOND YOUNG, HENRY THOMAS), :39.11; 4. East Carolina, :39.15; 5. Louisiana Tech, :39.16; 6. Florida, :39.50; 7. North Carolina State, :39.71; 8. Northwestern State, :39.78; 9. Auburn, :39.83.

\*\*\*\*\*

FINAL RESULTS

1. Texas A&M	:38.84
(Lawrence Felton, Derrick Florence, Andre Cason, Stanley Kerr)	
2. UCLA	:39.04
(Mike Marsh, Danny Everett, Steve Lewis, Henry Thomas)	
3. Texas Christian	:39.25
(Roscoe Tatum, Tony Allen, Raymond Stewart, Greg Sholars)	
4. North Carolina State	:39.33
(Mike Brooks, Dwight Frazier, Kevin Braunskill, Danny Peebles)	
5. Florida	:39.46
(Tony Jones, Stacey Simmons, Dennis Mitchell, Calvin Long)	
6. Texas	:39.55
(Johnny Washington, Glenn Johnson, Tony Jones, Jason Leach)	
7. Auburn	:39.78
(Tim Martin, Boris Goins, Kelly Carter, Clifton Campbell)	
8. Mississippi State	:40.26
(Keith Laurant, Sidney Braddy, Lorenzo Daniel, Rickey Huell)	

TEAM SCORING AFTER THIS EVENT: UCLA 38, Texas 27, Northeast Louisiana 21, California 18, Louisiana State 13, Texas A&M 12, Mississippi State 11, Texas Southern 11

QUOTING FELTON: "When I gave Derrick the stick, we were in first. We've known for two years we've had the team. It just came together this year."

QUOTING FLORENCE: "We wanted to set the collegiate record, but we can do that next year. I felt I opened a lead. When I handed off to Andre, I looked back and said to myself, 'We got it.'"

QUOTING CASON: "When I got the baton, I saw Dennis Mitchell (Florida) out of my right eye. When I reached back to get the exchange, I shot out a little early as usual, but Derrick and I had a lot of confidence in each other as usual."

QUOTING KERR: "This was three years in the making, and we finally did it. The last two years I've been watching their (TCU) tails. When I got the baton I knew we had it. Andre and I maybe had our best handoff of the year."

QUOTING CHARLIE THOMAS (A&M head coach): "I thought we had it when Derrick handed to Cason. I knew if we didn't bobble the baton, they couldn't catch Cason and Kerr."

NCAA MEN'S AND WOMEN'S OUTDOOR TRACK AND FIELD CHAMPIONSHIPS  
Hayward Field -- University of Oregon  
Eugene, Ore. -- June 1-4, 1988

MEN'S 4x400-METER RELAY  
(Final: Saturday, 4:20 p.m.)

World Record ----- 2:56.16, United States, 1968  
American Record ----- 2:56.16, National Team, 1968  
Collegiate Record ----- 3:00.55, UCLA, 1987  
NCAA Meet Record ----- 3:00.55, UCLA, 1987  
Hayward Field Record ----- 3:03.06y, Oklahoma, 1984

Top 1987 Scorers (Returnees in CAPS) -- 1. UCLA (ANTHONY WASHINGTON, KEVIN YOUNG, HENRY THOMAS, DANNY EVERETT), 3:00.55; 2. Southern Methodist (Harold Spells, Kevin Robinson, CEDRIC MATTERSON, Roy Martin), 3:00.81; 3. Baylor (Darnell Chase, KEITH STANFORD, MICHAEL JOHNSON, RAYMOND PIERRE), 3:00.83; 4. Arkansas (JOHN REGISTER, MIKE CLEMMONS, LORENZO BROWN, Roddie Haley), 3:02.25; 5. Rice (ROBBY TIMMONS, PATRICK GORDON, Byron Justice, COURTNEY BROWN), 3:03.04; 6. Texas Southern (MOSES UGBISIE, JOSEPH FALAYE, GARY PERVIS, DAVID CAMPBELL), 3:03.12; 7. Texas (Laron Brown, John Patterson, SEAN KELLY, WINTHROP GRAHAM), 3:04.45; 8. Illinois (ROD TOLBERT, TIMOTHY SIMON, Kevin Brooks, LEE BRIDGES), 3:04.66; 9. Ohio State (Kelly Reed, KEEON GREGORY, ZORABA ROSS, Butch Reynolds), 3:06.91.

\*\*\*\*\*

FINAL RESULTS

1. UCLA 2:59.91  
(Collegiate Record, Meet Record, Hayward Field Record)  
Steve Lewis 45.0, Kevin Young 44.4, Danny Everett 45.3, Henry Thomas 45.2
2. Florida 3:00.68  
Calvin Long 45.6, Dennis Mitchell 44.4, Timmy Johnson 45.5, Mark Everett 45.2
3. Prairie View A&M 3:06.00  
Charles Bruce 46.9, Felton Nails 46.6, Anthony Christie 45.9, Eric Pogue 46.6
4. Illinois 3:06.17  
Byron Benso 48.4, Lee Bridges 46.2, Charlton Hamer 46.9, Tim Simon 44.9
5. Eastern Michigan 3:06.21  
Charles Wilson 47.1, Dazel Jules 46.2, Willie Jenkins 46.9, Carl Johnson 45.9
6. Alabama 3:06.91  
Jack Williams 47.7, Alfonzo Henson 46.6, Pierre Goode 47.3, Larry Cantrell 46.3
7. Texas 3:07.92  
Quintus Hampton 47.7, Keith Wheeler 47.7, Pablo Squella 46.6, Winthrop Graham 45.9
- Baylor DNF  
Raymond Pierre, Keith Stanford, Troy Davis, Todd Thompson

TEAM SCORING AFTER THIS EVENT: UCLA 80, Texas 32, California 26, Illinois 25, Arkansas 22, Florida 22, Northeast Louisiana 21, Texas Christian 20

QUOTING THOMAS: "I knew he (Mark Everett) was there. I wanted to get out fast in the first 200 and discourage him, then maintain from then on. (On switch that put him on the anchor instead of Everett) Danny and Steve were in the open 400 and that takes a lot out of you. Mentally, we just wanted to take the pressure off Danny. Our first goal was to win the race, then the under 3:00.00 would come."

# NCAA MEN'S AND WOMEN'S OUTDOOR TRACK AND FIELD CHAMPIONSHIPS

Hayward Field -- University of Oregon

Eugene, Ore. -- June 1-4, 1988

## MEN'S HIGH JUMP

(Qualifying: Thursday, 4:55 p.m.; Trials-Final: Saturday, 2:45 p.m.)

World Record ----- (2.42) 7-11 1/4, Patrik Sjoberg, Sweden, 1987  
 American Record ----- (2.37) 7- 9 1/4, Jerome Carter, Unattached, 1988  
 Thomas McCants, Unattached, 1988  
 Collegiate Record ----- (2.34) 7- 8, Dennis Lewis, Long Beach CC, 1985  
 NCAA Meet Record ----- (2.32) 7- 7 1/4, Thomas McCants, Alabama, 1985  
 Thomas Eriksson, Lamar, 1985  
 Milton Ottey, Texas-El Paso, 1982  
 Del Davis, UCLA, 1982  
 Hayward Field Record --- (2.33) 7- 7 3/4, Zhu Jianhua, China, 1984  
 Trials Qualifying ----- (2.26) 7- 5  
 Olympic Qualifying ----- (2.25) 7- 4 1/2

Top 1987 Scorers (Returnees in CAPS) -- 1. TOM SMITH, Illinois State, 7-5 3/4; 2. DOTHIEL EDWARDS, Georgia, 7-5 3/4; 3. TROY KEMP, Boise State, 7-5 3/4; 4. NEAL GUIDRY, Southwestern Louisiana, 7-4 1/2; 5. Brian Brown, Northwestern State, 7-2 1/4; 6. tie, RICK NOJI, Washington, and Mark Todd, Oklahoma, 7-1; 8. DAVE SAMPSON, Brigham Young, 7-1.

Other Returning Placewinners -- 1986: 2. Greg Jones, Eastern Washington (now competing for Washington State), 7-3; 3. Dothel Edwards, Georgia, 7-1; 9. Maurice Crumby, Arizona, 6-11; 12. Troy Kemp, Boise State, 6-11; 1985: 7. Maurice Crumby, Arizona, 7-5; 10. Greg Jones, Eastern Washington, 7-3.

\*\*\*\*\*

QUALIFIERS		6-11 (2.11)	
Thomas Smith, Illinois State	x	6-11	(2.11m)
Bob Sundell, Northwest Missouri State	x	6-11	(2.11m)
Greg Jones, Washington State	x	6-11	(2.11m)
David Glassburn, Purdue	x	6-11	(2.11m)
Troy Kemp, Boise State	x	6-11	(2.11m)
Brian Brown, Northwestern State	ox	6-11	(2.11m)
Troy Glasgow, Georgia	ox	6-11	(2.11m)
Dothel Edwards, Georgia	ox	6-11	(2.11m)
Brian Marshall, Stanford	ox	6-11	(2.11m)
Hollis Conway, Southwestern Louisiana	ox	6-11	(2.11m)
Jon Shelton, Texas	ox	6-11	(2.11m)
Jeff Rogers, California	ox	6-11	(2.11m)

## FAILED TO CLEAR HEIGHT

Bill Bluethmann, Purdue	ooo
Paul Wiechern, South Carolina	ooo
David Sampson, Brigham Young	ooo
Tony Brown, Louisiana Tech	ooo
Rick Noji, Washington	ooo
Mike Vukovich, Minnesota	ooo



# NCAA MEN'S AND WOMEN'S OUTDOOR TRACK AND FIELD CHAMPIONSHIPS

Hayward Field -- University of Oregon

Eugene, Ore. -- June 1-4, 1988

## MEN'S HIGH JUMP

(Trials-Final: Saturday, 2:45 p.m.)

World Record ----- (2.42) 7-11 1/4, Patrik Sjoberg, Sweden, 1987  
 American Record ----- (2.37) 7- 9 1/4, Jerome Carter, Unattached, 1988  
 Thomas McCants, Unattached, 1988  
 Collegiate Record ----- (2.34) 7- 8, Dennis Lewis, Long Beach CC, 1985  
 NCAA Meet Record ----- (2.32) 7- 7 1/4, Thomas McCants, Alabama, 1985  
 Thomas Eriksson, Lamar, 1985  
 Milton Ottey, Texas-El Paso, 1982  
 Del Davis, UCLA, 1982  
 Hayward Field Record --- (2.33) 7- 7 3/4, Zhu Jianhua, China, 1984  
 Trials Qualifying ----- (2.26) 7- 5  
 Olympic Qualifying ----- (2.25) 7- 4 1/2

Top 1987 Scorers (Returnees in CAPS) -- 1. TOM SMITH, Illinois State, 7-5 3/4; 2. DOTHEL EDWARDS, Georgia, 7-5 3/4; 3. TROY KEMP, Boise State, 7-5 3/4; 4. NEAL GUIDRY, Southwestern Louisiana, 7-4 1/2; 5. Brian Brown, Northwestern State, 7-2 1/4; 6. tie, RICK NOJI, Washington, and Mark Todd, Oklahoma, 7-1; 8. DAVE SAMPSON, Brigham Young, 7-1.

Other Returning Placewinners -- 1986: 2. Greg Jones, Eastern Washington (now competing for Washington State), 7-3; 3. Dorthel Edwards, Georgia, 7-1.

\*\*\*\*\*

## FINAL RESULTS

1. Tom Smith, Illinois State 7- 7 3/4 (2.33m)  
 7-1 1/2, 7-2 1/2, 7-3 3/4, 7-5(3), 7-6, 7-7 3/4(2), 7-8 3/4(ooo)
2. Hollis Conway, Southwestern Louisiana 7- 6 (2.29m)  
 7-1 1/2p, 7-2 1/2(3), 7-3 3/4, 7-5(2), 7-6(3), 7-7 3/4(ooo)
3. Troy Kemp, Boise State 7- 5 (2.26m)  
 7-1 1/2, 7-2 1/2p, 7-3 3/4(2), 7-5(2), 7-6(ooo)
4. Brian Marshall, Stanford 7- 5 (2.26m)  
 7-1 1/2(2), 7-2 1/2(3), 7-3 3/4, 7-5(2), 7-6(ooo)
5. Greg Jones, Washington State 7- 3 3/4 (2.23m)  
 7-1 1/2, 7-2 1/2p, 7-3 3/4, 7-5(ooo)
6. Brian Brown, Northwestern State 7- 3 3/4 (2.23m)  
 7-1 1/2, 7-2 1/2(3), 7-3 3/4, 7-5(ooo)
7. Bob Sundell, Northwest Missouri State 7- 3 3/4 (2.23m)  
 7-1 1/2, 7-2 1/2p, 7-3 3/4(2), 7-5(ooo)
8. Jon Shelton, Texas 7- 3 3/4 (2.23m)  
 7-1 1/2, 7-2 1/2, 7-3 3/4(3), 7-5(ooo)
9. David Glassburn, Purdue 7- 2 1/2 (2.20m)  
 7-1 1/2(2), 7-2 1/2, 7-3 3/4(ooo)
10. Dorthel Edwards, Georgia 7- 2 1/2 (2.20m)  
 7-1 1/2p, 7-2 1/2(3), 7-3 3/4(ooo)
11. Jeff Rogers, California 7- 1 1/2 (2.17m)  
 7-1 1/2, 7-2 1/2(ooo)
12. Troy Glasgow, Georgia 7- 1 1/2 (2.17m)  
 7-1 1/2(2), 7-2 1/2(ooo)

TEAM SCORING AFTER THIS EVENT: UCLA 82, Texas 35, Arkansas 32, Texas A&M 28, California 26, Illinois 25, Oregon 25, North Carolina State 24

QUOTING SMITH: "The conditions were very good to start. I wrenched my back and then missed a few times and I had to move back to adapt to it. There were 12 guys that had gone 7-5 so I knew it was going to take a high jump to win. My first attempt at 7-8 3/4 was my best."

NCAA MEN'S AND WOMEN'S OUTDOOR TRACK AND FIELD CHAMPIONSHIPS  
Hayward Field -- University of Oregon  
Eugene, Ore. -- June 1-4, 1988

MEN'S POLE VAULT

(Qualifying: Wednesday, 4:00 p.m.; Trials-Final: Friday, 5:00 p.m.)

World Record ----- (6.03) 19- 9 1/4, Sergey Bubka, Soviet Union, 1987  
American Record ----- (5.96) 19- 6 1/2, Joe Dial, Athletics West, 1987  
Collegiate Record ----- (5.85) 19- 2 1/4, Joe Dial, Oklahoma State, 1985  
NCAA Meet Record ----- (5.64) 18- 6, Joe Dial, Oklahoma State, 1985  
Hayward Field Record --- (5.82) 19- 1, Mike Tully, New York AC, 1984  
Trials Qualifying ----- (5.57) 18- 3 1/4  
Olympic Qualifying ----- (5.45) 17-10 1/2

Top 1987 Scorers (Returnees in CAPS) -- 1. Doug Fraley, Fresno State, 18-5 1/2; 2. Lane Lohr, Illinois, 18-1 3/4; 3. PAT MANSON, Kansas, 17-9 3/4; 4. Craig Hagen, Arkansas State, 17-5 3/4; 5. Steve Thaxton, Abilene Christian, 17-5 3/4; 6. tie, Steve Klassen, USC, and TIM McMICHAEL, Oklahoma, 17-5 3/4; 8. Eric White, USC, 17-1 3/4.

Other Returning Placewinners -- 1986: 7. Greg West, Southern Methodist (now competing at Texas A&M), 17-4 1/2; 1985: 11. Scott Huffman, Kansas, 17-0.

\*\*\*\*\*

<u>QUALIFIERS</u>	<u>16- 7 1/2</u> <u>(5.07)</u>	<u>16-11 1/2</u> <u>(5.17)</u>
Jay Davis, Oregon	x	16- 7 1/2
Malcolm Hunsaker, Brigham Young	x	16- 7 1/2
Bill Payne, Baylor	x	16- 7 1/2
Roy Hix, Southern Methodist	x	16- 7 1/2
Kelly Riley, Arkansas State	x	16- 7 1/2
Dean Starkey, Illinois	x	16- 7 1/2
Scott Huffman, Kansas	x	16- 7 1/2
Steve Horvath, Cal Poly-SLO	oox	16- 7 1/2
Patrik Johansson, Washington State	oox	16- 7 1/2
Tim McMichael, Oklahoma	oox	16- 7 1/2
Jim Mours, Oregon	oox	16- 7 1/2
Monte Weller, Purdue	oox	16- 7 1/2

FAILED TO CLEAR HEIGHT

Pat Manson, Kansas	ooo	
Dave Braunan, Brigham Young	ooo	
John Coyne, Tennessee	ooo	
Jeff Hanoch, Oklahoma	ooo	
Troy Smith, Arkansas	ooo	
Todd Verbick, Wisconsin	ooo	
David Wooten, Baylor	ooo	
Jimm Stack, Indiana	ooo	
John Finney, Maryland	ooo	
Phil Yuska, Purdue	ooo	
Tom Riether, Florida State	opp	oo
Brian Wicks, San Jose State	oop	o
Greg West, Texas A&M	p	ooo

# NCAA MEN'S AND WOMEN'S OUTDOOR TRACK AND FIELD CHAMPIONSHIPS

Hayward Field -- University of Oregon

Eugene, Ore. -- June 1-4, 1988

## MEN'S POLE VAULT

(Trials-Final: Friday, 5:00 p.m.)

World Record ----- (6.03) 19- 9 1/4, Sergey Bubka, Soviet Union, 1987  
 American Record ----- (5.96) 19- 6 1/2, Joe Dial, Athletics West, 1987  
 Collegiate Record ----- (5.85) 19- 2 1/4, Joe Dial, Oklahoma State, 1985  
 NCAA Meet Record ----- (5.64) 18- 6, Joe Dial, Oklahoma State, 1985  
 Hayward Field Record --- (5.82) 19- 1, Mike Tully, New York AC, 1984  
 Trials Qualifying ----- (5.57) 18- 3 1/4  
 Olympic Qualifying ----- (5.45) 17-10 1/2

Top 1987 Scorers (Returnees in CAPS) -- 1. Doug Fraley, Fresno State, 18-5 1/2; 2. Lane Lohr, Illinois, 18-1 3/4; 3. PAT MANSON, Kansas, 17-9 3/4; 4. Craig Hagen, Arkansas State, 17-5 3/4; 5. Steve Thaxton, Abilene Christian, 17-5 3/4; 6. tie, Steve Klassen, USC, and TIM McMICHAEL, Oklahoma, 17-5 3/4; 8. Eric White, USC, 17-1 3/4.

Other Returning Placewinners -- 1986: 7. Greg West, Southern Methodist (now competing at Texas A&M), 17-4 1/2; 1985: 11. Scott Huffman, Kansas, 17-0.

\*\*\*\*\*

## FINAL RESULTS

1. Kelly Riley, Arkansas State	18- 3 1/4	(5.57)
17-3 1/2(3), 17-7 1/4, 17-11 1/4(2), 18-3 1/4(3), 18-6 1/2(ooo)		
2. Monte Weller, Purdue	17-11 1/4	(5.47)
17-3 1/2(3), 17-7 1/4, 17-11 1/4(2), 18-3 1/4(ooo)		
3. Dean Starkey, Illinois	17-11 1/4	(5.47)
17-3 1/2, 17-7 1/4(2), 17-11 1/4(3), 18-3 1/4(ooo)		
4. Jay Davis, Oregon	17- 7 1/4	(5.37)
17-3 1/2, 17-7 1/4, 17-11 1/4(ooo)		
5. Bill Payne, Baylor	17- 3 1/2	(5.27)
17-3 1/2, 17-7 1/4(ooo)		
6. Jim Mours, Oregon	17- 3 1/2	(5.27)
17-3 1/2(2), 17-7 1/4(ooo)		
7. Scott Huffman, Kansas	17- 3 1/2	(5.27)
17-3 1/2(3), 17-7 1/4(ooo)		
Patrik Johansson, Washington State	17- 3 1/2	(5.27)
17-3 1/2(3), 17-7 1/4(ooo)		

Steve Horvath, Cal Poly-San Luis Obispo	nh (17-3 1/2)
Roy Hix, Southern Methodist	nh (17-3 1/2)
Tim McMichael, Oklahoma	nh (17-3 1/2)
Malcolm Hunsaker, Brigham Young	nh (17-3 1/2)

TEAM SCORING AFTER THIS EVENT: UCLA 38, Texas 27, Northeast Louisiana 21, California 18, Illinois 14, Louisiana State 13, Oregon 12, Texas A&M 12

QUOTING RILEY: "I was really running good, and it's a fast runway. Once I got everything worked out at the first height, I was alright. I think that's the greatest part of it (winning as a freshman). I jumped 17 feet in high school, and when I went to college I wanted to get eight NCAA plaques. But I only placed seventh indoors, and to get a plaque you have to be in the top six. One miss cost me indoors. From not placing to go to national champion is a great accomplishment for me."

# NCAA MEN'S AND WOMEN'S OUTDOOR TRACK AND FIELD CHAMPIONSHIPS

Hayward Field -- University of Oregon

Eugene, Ore. -- June 1-4, 1988

## MEN'S LONG JUMP

(Qualifying: Wednesday, 4:20 p.m.; Trials-Final: Friday, 5:25 p.m.)

World Record ----- (8.90) 29-2 1/2, Bob Beamon, United States, 1968  
 American Record ----- (8.90) 29-2 1/2, Bob Beamon, Houston Striders, 1968  
 Collegiate Record ----- (8.62) 28-3 1/2, Carl Lewis, Houston, 1981  
 NCAA Meet Record ----- (8.28) 27-2, Mike Conley, Arkansas, 1983-85  
 Hayward Field Record --- (8.28) 27-2, Larry Myricks, Athletic Attic, 1980  
 Trials Qualifying ----- (7.85) 25-9 1/4  
 Olympic Qualifying ----- (7.94) 26-0 3/4

Top 1987 Scorers (Returnees in CAPS) -- 1. Paul Emordi, Texas Southern, 27-0 3/4;  
 2. VERNON GEORGE, Texas Southern, 27-0 1/2; 3. ERIC METCALF, Texas, 26-8 1/4w; 4. DEZALYA  
 MANNS, James Madison, 26-7 3/4; 5. LATIN BERRY, Oregon, 26-4 1/2w; 6. ANDRE ESTER, Northeast  
 Louisiana, 26-0 1/4; 7. Nick Rahal, Florida, 25-10w; 8. Brian Cooper, McNeese State,  
 25-8 1/4w.

Other Returning Placewinners -- 1986: 1. Eric Metcalf, Texas, 27-0 1/2; 6. Kenny Harrison,  
 Kansas State, 25-10 3/4.

\*\*\*\*\*

## QUALIFIERS

1. Tyrus Jefferson, Arkansas	26- 7 3/4 (8.12m/+3.24)
25-10 1/4 (+0.78), 26-7 3/4w, Pass	
2. Kenny Harrison, Kansas State	26- 7 (8.10m/+1.51)
26-2 3/4, 26-7, Pass	
3. Eric Metcalf, Texas	26- 4 1/4 (8.03m/+2.14)
24-10w, 26-4 1/4w, 26-3 1/2 (+1.32)	
4. Russell Adams, Oklahoma	26- 4 1/4 (8.03m/+2.26)
25-7 1/2, 26-1 (+1.68), 26-4 1/4w	
5. Andre Ester, Northeast Louisiana	26- 1 (7.95m/+1.64)
25-10 1/4, 26-1, Foul	
6. Gordon McKee, Southwest Texas State	25- 9 1/2 (7.85m/+1.79)
25-0 1/2, 25-4 3/4, 25-9 1/2	
7. Leroy Burrell, Houston	25- 8 (7.82m/+0.99)
25-3 1/2, 25-8, 25-7 1/4	
8. Joe Greene, Ohio State	25- 8 (7.82m/+2.49)
Foul, Foul, 25-8w	
9. Llewelyn Starks, Northwestern State	25- 6 3/4 (7.79m/+1.62)
25-6 3/4, Foul, 23-8 3/4w	
10. Vernon George, Texas Southern	25- 6 1/4 (7.78m/+2.29)
24-6 1/4w, 25-6 1/4w, 25-5 1/4w	
11. Matthew Rose, Louisiana State	25- 4 3/4 (7.74m/+1.96)
25-4 3/4, 21-9, Foul	
12. Alvin Thomas, Lamar	25- 3 1/4 (7.70m/+3.27)
25-3 1/4w, Foul, Foul	

## NON-QUALIFIERS

Raymond Humphrey, Georgetown	25- 2 1/2 (7.68m/+1.90)
24-3 1/2, 24-2 1/2, 25-2 1/2	
Boris Goins, Auburn	25- 1 3/4 (7.66m/+2.14)
24-0 1/4w, 25-1 3/4w, Foul	
Latin Berry, Oregon	25- 0 1/2 (7.63m/+2.07)
24-11 3/4w, 25-0 1/2w, Foul	

NCAA Men's Long Jump Qualifying  
2-2-2-2-2

Christopher Walker, Texas Southern	25- 0	(7.62m/+2.43)
25-0w, 24-6 1/4w, Foul		
Xavier Donaldson, Saint Augustine's	25- 0	(7.62m/+0.60)
Foul, 24-5, 25-0		
Billy Coleman, Fresno State	24-11 3/4	(7.61m/+3.02)
24-7 (+1.46), Foul, 24-11 3/4w		
Trevor Black, George Mason	24-11 3/4	(7.60m/+2.57)
24-2 1/4, 24-0 3/4 (+1.21), 24-11 3/4		
Dezalya Manns, James Madison	24- 6 1/2	(7.48m/+2.01)
24-3 1/2w, 24-0 3/4 (+0.79), 24-6 1/2w		
Bill Ayears, Washington State	24- 5 1/2	(7.45m/+0.45)
Foul, 23-3 1/4, 24-5 1/2		
James Morris, Nebraska	24- 1 3/4	(7.36m/+1.44)
Foul, 24-1 3/4, 18-4 1/2		
Ray Hawkins, Boston College	24- 1	(7.34m/+1.48)
Foul, 24-1, Foul		
Vince Martin, Tennessee	23-10 1/4	(7.27m/+1.21)
22-10 3/4, 23-10 1/4, 22-9 1/4		

FINAL RESULTS

1. Eric Metcalf, Texas	27- 2	(8.28m/+3.23)
26-7 (+0.43), 26-7w, 26-8 1/2w, 26-9 3/4w, 27-2w, Foul		
2. Kenny Harrison, Kansas State	26- 7 3/4	(8.12m/+2.04)
26-7 3/4w, 26-0 3/4w, Pass, Pass, Pass, Pass		
3. Llewelyn Starks, Northwestern State	26- 7 3/4	(8.12m/+2.31)
26-7 3/4w, Foul, 25-9 1/2w, 25-11 1/2w, 24-10 1/2w, 24-11 3/4w		
4. Andre Ester, Northeast Louisiana	26- 7 1/4	(8.11m/+1.72)
25-8 3/4, 26-7 1/4, Foul, Foul, 24-6 1/4, Foul		
5. Matthew Rose, Louisiana State	26- 7	(8.10m/+2.23)
Foul, 25-2 (+1.28), 26-7w, 25-2w, 24-5 3/4, 24-5w		
6. Vernon George, Texas Southern	26- 6 1/2	(8.09m/+3.26)
Foul, 26-6 1/2w, 25-8 3/4w, 25-5 1/4 (+1.83), 25-1 3/4w, 26-4 1/4w		
7. Leroy Burrell, Houston	26- 5 1/2	(8.06m/+4.01)
26-5 1/2w, 25-8 3/4 (+1.79), 25-2 1/2w, 26-4 1/4w, 26-3 3/4w, 26-0w		
8. Tyrus Jefferson, Arkansas	26- 3 3/4	(8.02m/+2.66)
26-0 3/4, 26-3 3/4w, Foul, Foul, 26-1 (+1.87), Foul		
9. Gordon McKee, Southwest Texas State	1/4	(7.88m/+2.02)
24-5w, 25-0w, 25-10 1/4w		
10. Russell Adams, Oklahoma	25- 6 3/4	(7.79m/+2.27)
25-0 3/4 (+1.51), Foul, 25-6 3/4w		
11. Alvin Thomas, Lamar	25- 2	(7.67m/+1.68)
25-0 3/4w, 25-2, Foul		
12. Joe Greene, Ohio State	25- 1 1/4	(7.65m/+3.83)
Foul, Foul, 25-1 1/4w		

TEAM SCORING AFTER THIS EVENT: UCLA 30, Texas 24, Northeast Louisiana 21, California 18, Louisiana State 13, Texas Southern 11, Oregon State 10, Virginia 10, Mississippi State 10

QUOTING METCALF: "It's more gratifying (than 1986 title) just because last year I lost the title. I came out to redeem myself. It was scary. Every jump I kept saying to myself, 'Improve.' Last year I got beat on my last jump so I knew it was possible again. I think I will (attend the Olympic trials). I'll never put football in the backseat. I'm just moving track up more."

# NCAA MEN'S AND WOMEN'S OUTDOOR TRACK AND FIELD CHAMPIONSHIPS

Hayward Field -- University of Oregon

Eugene, Ore. -- June 1-4, 1988

## MEN'S TRIPLE JUMP

(Trials-Final: Saturday, 2:25 p.m.)

World Record ----- (17.97) 58-11 1/2, Willie Banks, United States, 1985  
 American Record ----- (17.97) 58-11 1/2, Willie Banks, Los Angeles TC, 1985  
 Collegiate Record ----- (17.86) 58- 7 1/4, Charlie Simpkins, Baptist, 1985  
 NCAA Meet Record ----- (17.57) 57- 7 3/4, Keith Connor, So. Methodist, 1982  
 Hayward Field Record --- (17.36) 56-11 3/4, Mike Conley, Arkansas, 1984  
 Trials Qualifying ----- (16.30) 53- 5 3/4  
 Olympic Qualifying ----- (16.60) 54- 5 1/2

Top 1987 Scorers (Returnees in CAPS) -- 1. Frank Rutherford, Houston, 56-1; 2. KENNY HARRISON, Kansas State, 55-2 3/4; 3. Michael Hanks, Appalachian State, 54-6 1/2w; 4. Shawn Akridge, Florida, 54-6; 5. John Tillman, Tennessee, 54-4; 6. Mike Patton, North Carolina State, 53-11 1/4; 7. Patterson Johnson, Murray State, 53-8 1/2; 8. Dudson Higgins, Alabama, 53-6 1/4.

Other Returning Placemen -- 1986: 1. Kenny Harrison, Kansas State, 56-0; 11. Mike Patton, North Carolina State, 50-8 1/2. 1984: 11. Kenny Harrison, Kansas State, 52-3w.

\*\*\*\*\*

## FINAL RESULTS

1. Edrick Floreal, Arkansas	56- 4 3/4	(17.19m/+2.06)
56-4 3/4w, 54-4w, Pass, Foul, 54-3 3/4, 55-0 (+1.45)		
2. Warren Posey, Appalachian State	54- 7 1/4	(16.64m/+2.08)
54-7 1/4w, Foul, 52-10 1/4 (+1.39), Foul, Foul, Foul		
3. Wendell Lawrence, Boise State	54- 6 3/4	(16.63m/+2.50)
53-4 1/2w, 53-2 3/4w, 54-0w, 53-9 (+0.67), 54-6 1/2w, Pass		
4. Trevor Black, George Mason	54- 5 1/2	(16.60m/+3.08)
53-5 3/4, 53-0, 55-4 (+1.73), 54-2 1/2, 54-5 1/2w, 54-3 3/4w		
5. William Turner, North Carolina State	53-11	(16.43m/+2.02)
52-2 3/4, 53-11w, 52-3 3/4, 53-5 3/4 (+0.56), Foul, Foul		
6. Latin Berry, Oregon	53- 5 3/4	(16.30m/-2.98)
53-5 3/4, Foul, 53-1w, 53-3 1/2, Foul, Foul		
7. Johnny Washington, Texas	52- 6 1/2	(16.01m/+3.17)
51-10, 52-5 1/2, 52-5 1/2w, 52-6 (+1.99), Foul, 52-6 1/2w		
8. William Beasley, Arkansas State	52- 4 3/4	(15.97m/+0.07)
51-0, 52-4 3/4, 52-1 3/4, Foul, Pass, Pass		
9. Ron Johnson, Texas-Arlington	52- 3 3/4	(15.94m/+0.77)
52-3 3/4, 51-10, 50-9 1/4		
10. Joe Greene, Ohio State	52- 1 3/4	(15.89m/+1.37)
52-1 3/4, Foul, 49-8 1/2w		
11. James Morris, Nebraska	51- 7	(15.72m/+3.40)
49-11 1/4 (+1.69), 51-7w, 50-7 1/2w		
12. Bannon Hayes, Illinois	50- 7 1/2	(15.43m/+1.98)
49-0 1/4, 50-6 1/4, 50-7 1/2		

TEAM SCORING AFTER THIS EVENT: UCLA 82, Texas 34, Arkansas 32, Texas A&M 28, California 26, Illinois 25, Oregon 25, North Carolina State 24

NCAA MEN'S AND WOMEN'S OUTDOOR TRACK AND FIELD CHAMPIONSHIPS  
Hayward Field -- University of Oregon  
Eugene, Ore. -- June 1-4, 1988

MEN'S DISCUS

(Trials-Final: Friday, 4:00 p.m.)

World Record ----- (74.08) 243- 0, Jurgen Schult, East Germany, 1986  
American Record ----- (72.34) 237- 4, Ben Plucknett, S.C. Striders, 1981  
Collegiate Record ----- (66.42) 217-11, Mike Buncic, Kentucky, 1985  
NCAA Meet Record ----- (65.88) 216- 2, Dean Crouser, Oregon, 1983  
Hayward Field Record --- (71.32) 234- 0, Ben Plucknett, S.C. Striders, 1983  
Trials Qualifying ----- (61.20) 200- 9  
Olympic Qualifying ----- (61.50) 201- 9

Top 1987 Scorers (Returnees in CAPS) -- 1. CLIFFORD FELKINS, Abilene Christian, 200-1;  
2. Steve Muse, Boise State, 198-2; 3. Tony Washington, Syracuse, 197-4; 4. Jim Banich,  
UCLA, 196-7; 5. J.R. Quinn, Tennessee, 195-10; 6. Eggert Bogason, Alabama, 194-6; 7. Dan  
Tabish, Washington, 189-4; 8. KARI NISULA, California, 188-2; 9. JOSE DeSOUZA, Oregon,  
184-3.

Other Returning Placewinners -- 1986: 5. Kari Nisula, California, 189-1.

\*\*\*\*\*

FINAL RESULTS

1. Kari Nisula, California (183-6, Foul, 190-7, Foul, Foul, Foul)	190- 7	(58.08m)
2. Pete Thompson, UCLA (180-8, 177-0, 166-2, 189-0, 161-8, Foul)	189- 0	(57.60m)
3. Brian Blutreich, UCLA (186-10, 186-3, 174-2, 182-11, 180-4, 188-6)	188- 6	(57.46m)
4. Ron Harrer, Southern Illinois (179-5, 180-4, 183-9, 185-4, 187-5, 188-5)	188- 5	(57.44m)
5. Ed Wade, Oklahoma (172-10, 185-11, 186-3, Foul, 185-7, 185-4)	186- 3	(56.76m)
6. Jose deSouza, Oregon (Foul, 183-8, Foul, Foul, 181-7, Foul)	183- 8	(55.98m)
7. Glenn Schneider, Stanford (181-4, 172-7, 182-9, 176-10, 180-7, Foul)	182- 9	(55.70m)
8. John Nichols, Louisiana State (181-0, 166-4, 179-9, 179-4, Foul, 181-0)	181- 0	(55.18m)

TEAM SCORING AFTER THIS EVENT: UCLA 20, California 18, Northeast Louisiana 16,  
Mississippi State 10, Yale 8

QUOTING NISULA: "I expected the guy from LSU (Nichols) to win it. I thought it would take  
a throw of 195-0 to win, but 190-7 was fine and I'm happy. I was hoping for a top three  
finish. The wind wasn't really a big factor, although it did affect the flight of the  
javelin a little bit. The weather was like a summer day in Finland. Winning the Pac-10  
title was a big boost for my confidence. I am going home to Finland on Sunday, and I will  
start preparing for the Finnish Games in August."

NOTES: Nisula took the lead on his third throw from Blutreich of UCLA, who led with his  
first throw of 186-10. Thompson moved ahead of Blutreich into second on his fourth throw.

NCAA MEN'S AND WOMEN'S OUTDOOR TRACK AND FIELD CHAMPIONSHIPS  
Hayward Field -- University of Oregon  
Eugene, Ore. -- June 1-4, 1988

MEN'S SHOT PUT

(Qualifying: Thursday, 5:55 p.m.; Trials-Final: Saturday, 2:55 p.m.)

World Record -----	(23.06) 75- 8,	Ulf Timmermann, East Germany, 1988
American Record -----	(22.52) 73-10 3/4,	John Brenner, Mazda Track Club, 1987
Collegiate Record -----	(21.92) 71-11,	John Brenner, UCLA, 1984
NCAA Meet Record -----	(21.92) 71-11,	John Brenner, UCLA, 1984
Hayward Field Record ---	(21.92) 71-11,	John Brenner, UCLA, 1984
Trials Qualifying -----	(19.56) 64- 2 1/4	
Olympic Qualifying -----	(19.50) 63-11 3/4	

Top 1987 Scorers (Returnees in CAPS) -- 1. Garry Frank, Mississippi State, 65-3 1/4;  
2. Jim Banich, UCLA, 64-1 1/4; 3. Marvin Lewis, Baylor, 63-6 1/4; 4. James Parman, Northeast  
Louisiana, 61-6 1/4; 5. JOHN BENDER, Fresno State, 61-4 1/4; 6. Steve Muse, Boise State,  
59-10 1/2; 7. Mike Schnebel, Nebraska, 59-5; 8. Mike Spiritoso, Clemson, 58-9 1/4.

Other Returning Placewinners -- 1985: 2. Soren Tallhem, Brigham Young, 68-7 1/4. 1984:  
3. Soren Tallhem, Brigham Young, 65-3 1/4.

\*\*\*\*\*

QUALIFIERS

1. Mike Stulce, Texas A&M (59-0 1/4, 58-0 1/2, 62-5 3/4)	62- 5 3/4	(19.04m)
2. Terry Strouf, Wisconsin-LaCrosse (56-11 1/4, 59-8 1/2, 59-6 3/4)	59- 8 1/2	(18.20m)
3. John Bender, Fresno State (59-2, Pass, Pass)	59- 2	(18.03m)
4. Ed Wade, Oklahoma (58-10 1/4, Pass, Pass)	58-10 1/4	(17.94m)
5. C.J. Hunter, Penn State (55-9 1/2, 56-8 1/2, 58-9 1/4)	58- 9 1/4	(17.91m)
6. Simon Williams, Southern Methodist (Foul, 55-8 1/2, 57-10 1/2)	57-10 1/2	(17.64m)
7. Jose deSouza, Oregon (53-5, 55-7 1/2, 57-7 1/2)	57- 7 1/2	(17.56m)
8. Erik Johnson, Washington (52-9 1/2, 57-5 3/4, 56-8)	57- 5 3/4	(17.52m)
9. Tom Huminik, North Carolina State (57-2 1/4, Foul, Foul)	57- 2 1/4	(17.43m)
10. David Wilson, UCLA (57-2, 56-6 3/4, Pass)	57- 2	(17.42m)
11. Brian Blutreich, UCLA (54-10, 56-7 1/4, 57-1 1/2)	57- 1 1/2	(17.41m)
12. Peter Dajia, Texas-Arlington (54-10, 56-4 3/4, 56-10 3/4)	56-10 3/4	(17.34m)

NON-QUALIFIERS

Dave Brown, Nebraska (56-1 3/4, 55-9 3/4, 56-4 3/4)	56- 4 3/4	(17.19m)
Victor Johnson, Arkansas State (53-7 3/4, 55-0 3/4, 54-8 1/4)	55- 0 3/4	(16.78m)



# NCAA MEN'S AND WOMEN'S OUTDOOR TRACK AND FIELD CHAMPIONSHIPS

Hayward Field -- University of Oregon

Eugene, Ore. -- June 1-4, 1988

## MEN'S SHOT PUT

(Trials-Final: Saturday, 2:55 p.m.)

World Record ----- (23.06) 75- 8, Ulf Timmermann, East Germany, 1988  
 American Record ----- (22.52) 73-10 3/4, John Brenner, Mazda Track Club, 1987  
 Collegiate Record ----- (21.92) 71-11, John Brenner, UCLA, 1984  
 NCAA Meet Record ----- (21.92) 71-11, John Brenner, UCLA, 1984  
 Hayward Field Record --- (21.92) 71-11, John Brenner, UCLA, 1984  
 Trials Qualifying ----- (19.56) 64- 2 1/4  
 Olympic Qualifying ----- (19.50) 63-11 3/4

Top 1987 Scorers (Returnees in CAPS) -- 1. Garry Frank, Mississippi State, 65-3 1/4;  
 2. Jim Banich, UCLA, 64-1 1/4; 3. Marvin Lewis, Baylor, 63-6 1/4; 4. James Parman, Northeast  
 Louisiana, 61-6 1/4; 5. JOHN BENDER, Fresno State, 61-4 1/4; 6. Steve Muse, Boise State,  
 59-10 1/2; 7. Mike Schnebel, Nebraska, 59-5; 8. Mike Spiritoso, Clemson, 58-9 1/4.

Other Returning Placewinners -- 1985: 2. Soren Tallhem, Brigham Young, 68-7 1/4. 1984:  
 3. Soren Tallhem, Brigham Young, 65-3 1/4.

\*\*\*\*\*

## FINAL RESULTS

1. Mike Stulce, Texas A&M	62- 3 3/4	(18.99m)
62-3 3/4, 61-1 1/4, Foul, Foul, Foul, 59-9		
2. John Bender, Fresno State	61- 5 3/4	(18.74m)
60-1, 61-5 3/4, 60-6 3/4, 58-1 1/4, 56-10 3/4, 60-0 1/4		
3. Ed Wade, Oklahoma	60-11 1/2	(18.58m)
59-5 1/2, 60-3 3/4, 60-3 1/4, Foul, 60-1 3/4, 60-11 1/2		
4. Tom Huminik, North Carolina State	59- 7	(18.16m)
58-3, Foul, 59-7, 58-7 1/2, 56-2 1/2, 55-10 1/2		
5. C.J. Hunter, Penn State	59- 6 3/4	(18.15m)
55-7, 57-9 3/4, 57-2 3/4, 58-11 1/2, 59-6 3/4, Foul		
6. Jose deSouza, Oregon	59- 4 1/4	(18.09m)
59-4 1/4, Foul, Foul, Foul, Foul, Foul		
7. David Wilson, UCLA	58- 5 1/4	(17.81m)
58-0 1/4, 57-5 1/2, 56-8 3/4, 57-10 1/4, 58-3, 58-5 1/4		
8. Simon Williams, Southern Methodist	58- 4	(17.78m)
55-11 3/4, Foul, 58-2, 57-11 3/4, 58-4, 57-11		
9. Peter Dajia, Texas-Arlington	57- 8 1/2	(17.59m)
57-8 1/2, Foul, Foul		
10. Terry Strouf, Wisconsin-LaCrosse	57- 4 3/4	(17.49m)
56-8 3/4, Foul, 57-4 3/4		
11. Erik Johnson, Washington	57- 3	(17.46m)
57-3, Foul, Foul		
12. Brian Blutreich, UCLA	56- 2 3/4	(17.14m)
54-7 1/2, 55-3 3/4, 56-2 3/4		

TEAM SCORING AFTER THIS EVENT: UCLA 82, Texas 32, Texas A&M 28, California 26,  
 Illinois 25, Arkansas 22, Florida 22, Oregon 22

NOTE: Stulce, a freshman, doesn't turn 19 years old until July.

QUOTING STULCE: "I didn't throw as well as I would have liked. Still, I can't complain. I really didn't expect to win. I thought I would throw about like I did, but I thought it would take a lot more than that. We worked hard on my form. Randy Barnes had a lot to do with it. He really pushed me when he was training in College Station."

NCAA MEN'S AND WOMEN'S OUTDOOR TRACK AND FIELD CHAMPIONSHIPS  
Hayward Field -- University of Oregon  
Eugene, Ore. -- June 1-4, 1988

MEN'S JAVELIN

(Qualifying: Wednesday, 1:00 p.m.; Trials-Final: Friday, 1:30 p.m.)

World Record ----- (87.66) 287- 7, Jan Zelezny, Czechoslovakia, 1987  
American Record ----- (85.38) 280- 1, Tom Petranoff, Athletics West, 1986  
Collegiate Record ----- (82.64) 271- 1, Dag Wennlund, Texas, 1987  
NCAA Meet Record ----- (78.86) 258- 9, Dag Wennlund, Texas, 1986  
Hayward Field Record --- (79.54) 260-11, Brian Crouser, Unattached, 1987  
Trials Qualifying ----- (71.90) 235-11  
Olympic Qualifying ----- (76.00) 249- 4

Top 1987 Scorers (Returnees in CAPS) -- 1. Dag Wennlund, Texas, 252-10; 2. KEN PETERSEN, Northeast Louisiana, 246-7; 3. SIGGY MATTHIASSEN, Alabama, 241-9; 4. Bob Amabile, Rutgers, 238-7; 5. MIKAEL OLANDER, Louisiana State, 237-2; 6. Jim Miller, Washington State, 236-3; 7. Randy Mendenhall, Washington State, 236-2; 8. ROY SEIDMEYER, Fresno State, 231-7.

Other Returning Placewinners -- 1986: 5. Mikael Olander, Louisiana State, 239-7; 6. Jan Johansson, Washington State, 237-5; 1985: 5. Jan Johansson, Washington State, 258-6; 1984: 9. Jan Johansson, Washington State, 243-11; 11. Ken Petersen, Clemson (now competing at Northeast Louisiana), 228-2.

\*\*\*\*\*

QUALIFIERS

1. Kenneth Peterson, Northeast Louisiana (247-5, Pass, Pass)	247- 5	(75.42m)
2. Lyle Guillory, Northeast Louisiana (237-9, Foul, 214-1)	237- 9	(72.46m)
3. Vince Labosky, Kansas (210-7, 236-10, Pass)	236-10	(72.18m)
4. Stefan Petersson, Texas (234-2, Pass, Pass)	234- 2	(71.38m)
5. Jan Johansson, Washington State (224-1, 232-2, Foul)	232- 2	(70.76m)
6. Wayne Cummings, Texas-Arlington (223-6, Foul, 231-7)	231- 7	(70.60m)
7. Mikael Olander, Louisiana State (231-4, Foul, Pass)	231- 4	(70.52m)
8. Michael Renger, Southwest Texas State (212-9, 212-4, 230-8)	230- 8	(70.30m)
9. Darryl Roberson, Washington (221-5, 229-11, Pass)	229-11	(70.08m)
10. Bill Parisi, Iona (229-3, Foul, Pass)	229- 3	(69.88m)
11. Siggy Matthiason, Alabama (213-1, 227-11, 228-10)	228-10	(69.74m)
12. Chris Athanasia, Yale (201-4, 222-1, 227-0)	227- 0	(69.18m)

NON-QUALIFIERS

Curt Skaggs, Auburn (225-5, Foul, Foul)	225- 5	(68.70m)
John Richardson, Tennessee (218-11, 220-10, Foul)	220-10	(67.32m)
Roy Seidmeyer, Fresno State (191-2, 206-6, 218-4)	218- 4	(66.56m)

Men's Javelin Qualifying  
2-2-2-2-2

Pat Allen, Kansas State (192-8, 213-3, 218-0)	218- 0	(66.44m)
Dave Pickett, Stanford (212-5, 195-2, 217-5)	217- 5	(66.28m)
Jeff Glass, Tennessee (199-2, 196-5, 217-4)	217- 4	(66.24m)
Bengt Rilegard, Southern Methodist 206-9, 202-8, 216-7)	216- 7	(66.02m)
Allan Herbert, Angelo State (203-10, 212-5, 202-2)	212- 5	(64.76m)
John Poole, Texas (200-1, 202-3, 209-6)	209- 6	(63.86m)
Mike Smierciak, Angelo State (205-6, 202-10, 209-1)	209- 1	(63.74m)
John Kelly, Utah State (Foul, 193-3, 196-10)	196-10	(60.00m)
David Barlia, Arizona State (189-11, 187-1, Pass)	189-11	(57.88m)

FINAL RESULTS

1. Ken Petersen, Northeast Louisiana (231-8, 251-2, Foul, Foul, Foul, Pass)	251- 2	(76.56m)
2. Chris Athanasia, Yale (244-2, 225-0, 218-2, 224-2, Foul, Foul)	244- 2	(74.42m)
3. Lyle Guillory, Northeast Louisiana (235-4, 242-5, Foul, Foul, Foul, Foul)	242- 5	(73.90m)
4. Stefan Petersson, Texas (236-2, 230-8, 219-3, 227-7, 230-5, 237-2)	237- 2	(72.30m)
5. Darryl Roberson, Washington (210-7, 230-1, 235-10, 222-4, 223-0, 228-1)	235-10	(71.88m)
6. Mikael Olander, Louisiana State (230-4, 235-0, 227-7, 232-11, Pass, 232-2)	235- 0	(71.64m)
7. Vince Labosky, Kansas (232-9, Foul, 226-4, 222-0, Foul, 218-11)	232- 9	(70.94m)
8. Bill Parisi, Iona (220-3, 229-11, 222-9, 217-9, 213-6, 216-5)	229-11	(70.08m)
9. Jan Johansson, Washington State (227-10, 226-1, 225-0)	227-10	(69.44m)
10. Siggy Matthiason, Alabama (223-11, 223-4, Foul)	223-11	(68.26m)
11. Wayne Cummings, Texas-Arlington (213-1, 219-1, Foul)	219- 1	(66.78m)
12. Michael Renger, Southwest Texas State (170-1, 183-0, 187-8)	187- 8	(57.20m)

TEAM SCORING AFTER THIS EVENT: Northeast Louisiana 16, Yale 8, Texas 5, Washington 4, Louisiana State 3

QUOTING PETERSEN: "It feels great to win. This is what I have been working for all year. It is a good way to finish the season. The conditions were perfect today. There was a little bit of wind coming at us. I am number one in Denmark at the present. We have a qualifying standard in Denmark. We get four chances to qualify and we have to tell them in advance which four meets we will try to qualify in. This meet was one of the four and our standard to go to the Olympics is 260-0. I will be going home now and throwing in Europe."

NCAA MEN'S AND WOMEN'S OUTDOOR TRACK AND FIELD CHAMPIONSHIPS  
Hayward Field -- University of Oregon  
Eugene, Ore. -- June 1-4, 1988

MEN'S HAMMER

(Qualifying: Thursday, 3:15 p.m.; Trials-Final: Saturday, 1:00 p.m.)

World Record ----- (86.74) 284-7, Yuriy Syedikh, Soviet Union, 1986  
American Record ----- (81.88) 268-8, Jud Logan, New York AC, 1988  
Collegiate Record ----- (78.34) 257-0, Ken Flax, Oregon, 1986  
NCAA Meet Record ----- (78.34) 257-0, Ken Flax, Oregon, 1986  
Hayward Field Record --- (76.20) 250-0, Ken Flax, Oregon, 1986  
Trials Qualifying ----- (65.90) 216-2  
Olympic Qualifying ----- (72.00) 236-3

Top 1987 Scorers (Returnees in CAPS) -- 1. STEFAN JONSSON, Washington State, 224-8;  
2. GARY HALPIN, Manhattan, 219-6; 3. Horatio Garcia, Florida State, 211-7; 4. Mikko  
Valimaki, Brigham Young, 210-5; 5. Russ Meldrum, Brigham Young, 208-8; 6. ANDREW TOLPUTT,  
Southern Cal, 207-10; 7. DAVE WILSON, UCLA, 204-9; 8. Daron Crass, Fresno State, 200-2.

Other Returning Placewinners -- 1986: 4. Gary Halpin, Manhattan, 224-2; 6. Tony Kenneally,  
Boston University, 219-4. 1985: 11. Gary Halpin, Manhattan, 204-2; 1984: 13. Stefan  
Jonsson, Washington State, 188-4.

\*\*\*\*\*

QUALIFIERS

1. Stefan Jonsson, Washington State (226-6, Foul, 229-0)	229- 0	(69.80m)
2. Gary Halpin, Manhattan (219-1, 218-1, 213-5)	219- 1	(66.78m)
3. David Wilson, UCLA (214-4, Pass, Pass)	214- 4	(65.32m)
4. Simon Linscheid, Iona (200-3, 211-2, Pass)	211- 2	(64.36m)
5. John Billingsley, Washington State (Foul, 192-5, 210-6)	210- 6	(64.16m)
6. Angus Cooper, Kent State (209-2, Pass, Pass)	209- 2	(63.76m)
7. John Thomas, Oregon State (199-10, 208-0, 198-6)	208- 0	(63.40m)
8. Anthony Kenneally, Boston University (191-9, 206-8, 203-11)	206- 8	(63.00m)
9. John Knight, UCLA (205-11, Foul, 200-2)	205-11	(62.76m)
10. John O'Connor, Kent State (204-7, Foul, 199-3)	204- 7	(62.36m)
11. Mike Ostrom, Fresno State (Foul, 200-5, 200-11)	200-11	(61.24m)
12. Eric Finch, Oregon (Foul, 200-1, 200-9)	200- 9	(61.18m)

NON-QUALIFIERS

Steve Dering, Syracuse (198-3, 195-2, 193-1)	198- 3	(60.44m)
Richard Wright, St. Lawrence (193-8, Foul, 197-7)	197- 7	(60.22m)

NCAA Men's Hammer Qualifying  
2-2-2-2

Mikael Nilsson, Northeast Louisiana (196-0, 187-11, Foul)	196- 0	(59.74m)
James Russell, Harvard (187-10, 195-11, 195-10)	195-11	(59.72m)
Scott McGee, Oregon (187-9, Foul, Foul)	187- 9	(57.22m)
Erik Johnson, Washington (172-4, 186-7, 181-7)	186- 7	(56.88m)

FINAL RESULTS

1. Stefan Jonsson, Washington State Foul, 222-9, 225-10, 230-9, 233-2, Foul	233- 2	(71.08m)
2. David Wilson, UCLA 218-5, 201-0, 213-1, 217-8, 215-11, 216-6	218- 5	(66.58m)
3. Eric Finch, Oregon 211-6, 205-10, 217-8, 216-11, Foul, Foul	217- 8	(66.34m)
4. Gary Halpin, Manhattan Foul, 212-9, Foul, Foul, 212-9, Foul	212- 9	(64.86m)
5. Mike Ostrom, Fresno State 212-4, Foul, 206-3, Foul, 204-4, Foul	212- 4	(64.72m)
6. Anthony Kenneally, Boston University 205-8, Foul, 210-10, 206-6, 210-7, 204-2	210-10	(64.26m)
7. John O'Connor, Kent State 202-11, 207-3, 204-7, 193-8, Foul, 193-11	207- 3	(63.18m)
8. John Knight, UCLA 206-0, 204-1, 203-5, Foul, Foul, 205-1	206- 0	(62.80m)
9. John Thomas, Oregon State 205-10, 199-5, 199-8	205-10	(62.74m)
10. John Billingsley, Washington State 204-2, 191-10, 189-9	204- 2	(62.24m)
11. Simon Linscheid, Iona 195-7, Foul, Foul	195- 7	(59.62m)
Angus Cooper, Kent State Foul, Foul, Foul	no mark	

TEAM SCORING AFTER THIS EVENT: UCLA 70, Texas 30, California 26, Northeast Louisiana 21, Illinois 20, Texas Christian 20, Oregon 19, Arkansas 18, Texas A&M 18

QUOTING JONSSON: "I got a halfway decent throw so I'm too upset. It was nothing great, but respectable. The first three throws were just horrible. I had to put myself together a little bit. It started to feel pretty good at the end. I just try to compete against myself. I try to not worry about what other people do. If I throw good and lose, there's nothing I can do about it. If I throw bad, that's when it is disappointing. It feels good to finish off (collegiate career) with a win. I didn't really feel any pressure to win again. I wanted to come here and throw well and I knew if I did that, I would win."

NCAA MEN'S AND WOMEN'S OUTDOOR TRACK AND FIELD CHAMPIONSHIPS  
Hayward Field -- University of Oregon  
Eugene, Ore. -- June 1-4, 1988

MEN'S DECATHLON

(First Day: Friday, 11:00 a.m.; Second Day: Saturday, 9:30 a.m.)

World Record ----- 8,847, Daley Thompson, Great Britain, 1984  
American Record ----- 8,634, Bruce Jenner, San Jose Stars, 1976  
Collegiate Record ----- 8,322, Mike Ramos, Washington, 1986  
NCAA Meet Record ----- 8,222, Robert Muzzio, George Mason, 1984  
Hayward Field Record --- 8,444, Bruce Jenner, San Jose Stars, 1976  
Trials Qualifying ----- 7,800  
Olympic Qualifying ----- 7,600 (7,700)

Top 1987 Scorers (Returnees in CAPS) -- 1. Jim Connolly, UCLA, 8,121; 2. Rob Muzzio, George Mason, 8,061; 3. Keith Robinson, Brigham Young, 7,967; 4. MIKAEL OLANDER, Louisiana State, 7,940; 5. Sheldon Blockburger, Louisiana State, 7,906; 6. Doug Hedrick, Tennessee, 7,597; 7. Dave Masgay, Penn State, 7,485; 8. Harry Clark, Houston, 7,461.

Other Returning Placewinners -- 1986: 2. Sten Ekberg, Southern Methodist, 7,990; 3. Mikael Olander, Louisiana State, 7,851; 10. Simon Shirley, Washington State, 7,387; 11. Derek Huff, Western Illinois (now competing for Arizona), 7,362; 1985: 3. Sten Ekberg, Southern Methodist, 7,886; 7. Mikael Olander, Louisiana State, 7,570.

\*\*\*\*\*

EVENT NUMBER 1  
100-METER DASH

	<u>Time</u>	<u>Event</u> <u>Points</u>	<u>Total</u> <u>Points</u>
1. Simon Shirley, Washington State	:11.03	854	854 ( 1)
2. Rusty Hunter, Texas	:11.06	847	847 ( 2)
3. Derek Huff, Arizona	:11.09	841	841 ( 3)
4. Bruce Reid, Louisiana State	:11.11	836	836 ( 4)
5. Knut Gundersen, Mount St. Mary's	:11.25	806	806 ( 5)
6. Peter Hunt, Princeton	:11.27	801	801 ( 6)
7. Steve Peregoy, Texas A&M	:11.29	797	797 ( 7)
8. Mikael Olander, Louisiana State	:11.32	791	791 ( 8)
9. Michael Davis, Brigham Young	:11.34	786	786 ( 9)
10. Kip Janvrin, Simpson	:11.40	774	774 (10)
11. Kevin McGorty, North Carolina	:11.41	771	771 (11)
12. Craig Branstrom, Kansas	:11.45	763	763 (12)
13. Joe Duarte, UCLA	:11.48	757	757 (13)
14. Bengt Jarlsjo, Louisiana State	:11.50	753	753 (14)
15. Sherman Brantley, South Carolina	:11.51	750	750 (15)

Heat One (Wind: +0.48) -- Hunter, :11.06; Reid, :11.11; Olander, :11.32; Branstrom, :11.45; Brantley, :11.51. Heat Two (Wind: +0.37) -- Huff, :11.09; Gundersen, :11.25; Janvrin, :11.40; McGorty, :11.41; Jarlsjo, :11.50. Heat Three (Wind: +2.78) -- Shirley, :11.03; Hunt, :11.27; Peregoy, :11.29; Davis, :11.34; Duarte, :11.48.

NCAA Decathlon Results, First Day  
2-2-2-2-2

EVENT NUMBER 2		Distance	Event	Total
LONG JUMP			Points	Points
1. Bruce Reid, Louisiana State	24- 8 1/2 (7.53m)	942	1778 ( 1)	
23-0 1/2, 24-8 1/2 (+1.79), Foul				
2. Rusty Hunter, Texas	24- 1 1/2 (7.35m)	898	1745 ( 2)	
24-1 1/2 (+2.31), Foul, 22-11 1/4				
3. Steve Peregoy, Texas A&M	23-11 3/4 (7.31m)	888	1685 ( 4)	
Foul, 23-11 3/4 (+0.37), Pass				
4. Simon Shirley, Washington State	23- 5 1/2 (7.15m)	850	1704 ( 3)	
23-5 1/2 (+1.59), 23-4, Foul				
5. Kevin McGorty, North Carolina	23- 5 1/4 (7.14m)	847	1618 ( 6)	
23-5 1/4 (+3.24), 23-3 1/2, 23-0				
6. Derek Huff, Arizona	22-10 (6.96m)	804	1645 ( 5)	
21-11, 22-5 1/4, 22-10 (+1.79)				
7. Mikael Olander, Louisiana State	22- 9 (6.93m)	797	1588 ( 8)	
21-10 1/4, Foul, 22-9 (+2.76)				
8. Knut Gundersen, Mount St. Mary's	22- 8 1/2 (6.92m)	795	1601 ( 7)	
22-7 1/4, 22-5 1/4, 22-8 1/2 (+1.95)				
9. Kip Janvrin, Simpson	22- 6 1/2 (6.87m)	783	1557 ( 9)	
22-6 1/2 (+2.62), 21-4 1/4, 21-9 1/2				
10. Craig Branstrom, Kansas	22- 3 (6.78m)	762	1525 (10)	
21-7 1/4, 17-5 1/2, 22-3 (+2.10)				
11. Bengt Jarlsjo, Louisiana State	22- 1 3/4 (6.75m)	755	1508 (12)	
21-2 3/4, 20-10 1/2, 22-1 3/4 (+2.21)				
12. Joe Duarte, UCLA	21- 9 1/2 (6.64m)	729	1486 (14)	
21-9, Foul, 21-9 1/2 (+2.93)				
13. Peter Hunt, Princeton	21- 8 (6.60m)	720	1521 (11)	
21-2, 21-8 (+1.76), 21-7 1/4				
14. Michael Davis, Brigham Young	21- 6 3/4 (6.57m)	713	1499 (13)	
Foul, 21-6 3/4 (+1.85), Foul				
15. Sherman Brantley, South Carolina	21- 1 1/2 (6.44m)	684	1434 (15)	
20-9 1/2, 21-1 1/2 (+1.04), 20-7				

NCAA Decathlon Results, First Day  
3-3-3-3-3

EVENT NUMBER 3

<u>SHOT PUT</u>	<u>Distance</u>	<u>Event Points</u>	<u>Total Points</u>
1. Mikael Olander, Louisiana State (52-9 1/2, Foul, Foul)	52- 9 1/2 (16.09m)	857	2445 ( 2)
2. Bruce Reid, Louisiana State (47-3 1/4, 49-1, Foul)	49- 1 (14.96m)	787	2565 ( 1)
3. Bengt Jarlsjo, Louisiana State (47-9 3/4, 49-0 3/4, 48-7 1/4)	49- 0 3/4 (14.95m)	787	2295 ( 8)
4. Knut Gundersen, Mount St. Mary's (45-8 1/2, 48-4, Foul)	48- 4 (14.73m)	773	2374 ( 5)
5. Derek Huff, Arizona (44-5 1/2, 44-10 3/4, 46-11)	46-11 (14.30m)	747	2392 ( 4)
6. Joe Duarte, UCLA (46-10, 46-6, Foul)	46-10 (14.27m)	745	2231 ( 9)
7. Simon Shirley, Washington State (42-4 1/4, 45-8 1/2, Foul)	45- 8 1/2 (13.93m)	724	2428 ( 3)
8. Steve Perego, Texas A&M (43-3 1/4, 42-6 1/4, 43-5 1/2)	43- 5 1/2 (13.25m)	682	2367 ( 6)
9. Peter Hunt, Princeton (Foul, 40-0 1/2, 42-3 1/4)	42- 3 1/4 (12.88m)	660	2181 (12)
10. Michael Davis, Brigham Young (41-6 1/2, 39-4, 37-10)	41- 6 1/2 (12.67m)	647	2146 (14)
11. Kip Janvrin, Simpson (40-6, 39-8 3/4, 40-7 3/4)	40- 7 3/4 (12.39m)	630	2187 (11)
12. Craig Branstrom, Kansas (39-5, 36-5, 40-4)	40- 4 (12.31m)	625	2150 (13)
13. Kevin McGorty, North Carolina (39-2 1/4, 39-1 1/4, 38-7 3/4)	39- 2 1/4 (11.94m)	603	2221 (10)
14. Rusty Hunter, Texas (38-4 1/4, 38-0 1/4, Foul)	38- 4 1/4 (11.69m)	588	2333 ( 7)
15. Sherman Brantley, South Carolina (35-8 1/2, 36-4, 36-2)	36- 4 (11.07m)	550	1984 (15)

EVENT NUMBER 4

<u>HIGH JUMP</u>	<u>Height</u>	<u>Event Points</u>	<u>Total Points</u>
1. Bruce Reid, Louisiana State	6-11 ( 2.11m)	906	3471 ( 1)
1. Kevin McGorty, North Carolina	6-11 ( 2.11m)	906	3127 ( 5)
3. Craig Branstrom, Kansas	6- 9 3/4 ( 2.08m)	878	3028 ( 9)
4. Derek Huff, Arizona	6- 8 3/4 ( 2.05m)	850	3242 ( 2)
5. Sherman Brantley, South Carolina	6- 7 1/2 ( 2.02m)	822	2806 (15)
6. Mikael Olander, Louisiana State	6- 6 1/4 ( 1.99m)	794	3239 ( 3)
7. Simon Shirley, Washington State	6- 5 ( 1.96m)	767	3195 ( 4)
8. Steve Perego, Texas A&M	6- 4 ( 1.93m)	740	3107 ( 7)
8. Michael Davis, Brigham Young	6- 4 ( 1.93m)	740	2886 (13)
8. Knut Gundersen, Mount St. Mary's	6- 4 ( 1.93m)	740	3114 ( 6)
11. Rusty Hunter, Texas	6- 2 3/4 ( 1.90m)	714	3047 ( 8)
11. Kip Janvrin, Simpson	6- 2 3/4 ( 1.90m)	714	2901 (11)
13. Bengt Jarlsjo, Louisiana State	6- 0 1/2 ( 1.84m)	661	2956 (10)
13. Joe Duarte, UCLA	6- 0 1/2 ( 1.84m)	661	2892 (12)
13. Peter Hunt, Princeton	6- 0 1/2 ( 1.84m)	661	2842 (14)



NCAA Decathlon Results, First Day  
4-4-4-4-4

EVENT NUMBER 5

400 METERS

	<u>Time</u>	<u>Event Points</u>	<u>Total Points</u>
1. Kip Janvrin, Simpson	:48.79	871	3772 (10)
2. Rusty Hunter, Texas	:49.11	856	3903 ( 6)
3. Bruce Reid, Louisiana State	:49.53	836	4307 ( 1)
4. Peter Hunt, Princeton	:49.59	834	3676 (12)
5. Craig Branstrom, Kansas	:49.86	821	3849 ( 9)
6. Simon Shirley, Washington State	:50.04	813	4008 ( 4)
7. Kevin McGorty, North Carolina	:50.05	812	3939 ( 5)
8. Mikael Olander, Louisiana State	:50.29	801	4040 ( 2)
9. Joe Duarte, UCLA	:50.43	795	3669 (13)
10. Sherman Brantley, South Carolina	:50.55	789	3595 (15)
11. Michael Davis, Brigham Young	:50.69	783	3669 (13)
12. Derek Huff, Arizona	:50.72	782	4024 ( 3)
13. Steve Peregoy, Texas A&M	:50.77	779	3886 ( 7)
14. Bengt Jarlsjo, Louisiana State	:51.72	737	3693 (11)
15. Knut Gundersen, Mount St. Mary's	:51.73	737	3851 ( 8)

Heat One -- 1. Branstrom, :49.86; 2. Shirley, :50.04; 3. Duarte, :50.43; 4. Peregoy, :50.77; 5. Gundersen, :51.73. Heat Two -- 1. Reid, :49.53; 2. McGorty, :50.05; 3. Davis, :50.69; 4. Huff, :50.72; 5. Jarlsjo, :51.72. Heat Three -- 1. Janvrin, :48.79; 2. Hunter, :49.11; 3. Hunt, :49.59; 4. Olander, :50.29; 5. Brantley, :50.55.

FIRST-DAY POINT TOTALS

1. Bruce Reid, Louisiana State	4,307
2. Mikael Olander, Louisiana State	4,040
3. Derek Huff, Arizona	4,024
4. Simon Shirley, Washington State	4,008
5. Kevin McGorty, North Carolina	3,939
6. Rusty Hunter, Texas	3,903
7. Steve Peregoy, Texas A&M	3,886
8. Knut Gundersen, Mount St. Mary's	3,851
9. Craig Branstrom, Kansas	3,849
10. Kip Janvrin, Simpson	3,772
11. Bengt Jarlso, Louisiana State	3,693
12. Peter Hunt, Princeton	3,676
13. Michael Davis, Brigham Young	3,669
Joe Duarte, UCLA	3,669
15. Sherman Brantley, South Carolina	3,595

# NCAA MEN'S AND WOMEN'S OUTDOOR TRACK AND FIELD CHAMPIONSHIPS

Hayward Field -- University of Oregon

Eugene, Ore. -- June 1-4, 1988

## MEN'S DECATHLON

(Second Day: Saturday, 9:30 a.m.)

World Record ----- 8,847, Daley Thompson, Great Britain, 1984  
 American Record ----- 8,634, Bruce Jenner, San Jose Stars, 1976  
 Collegiate Record ----- 8,322, Mike Ramos, Washington, 1986  
 NCAA Meet Record ----- 8,222, Robert Muzzio, George Mason, 1984  
 Hayward Field Record --- 8,444, Bruce Jenner, San Jose Stars, 1976  
 Trials Qualifying ----- 7,800  
 Olympic Qualifying ----- 7,600 (7,700)

Top 1987 Scorers (Returnees in CAPS) -- 1. Jim Connolly, UCLA, 8,121; 2. Rob Muzzio, George Mason, 8,061; 3. Keith Robinson, Brigham Young, 7,967; 4. MIKAEL OLANDER, Louisiana State, 7,940; 5. Sheldon Blockburger, Louisiana State, 7,906; 6. Doug Hedrick, Tennessee, 7,597; 7. Dave Masgay, Penn State, 7,485; 8. Harry Clark, Houston, 7,461.

Other Returning Placewinners -- 1986: 2. Sten Ekberg, Southern Methodist, 7,990; 3. Mikael Olander, Louisiana State, 7,851; 10. Simon Shirley, Washington State, 7,387; 11. Derek Huff, Western Illinois (now competing for Arizona), 7,362; 1985: 3. Sten Ekberg, Southern Methodist, 7,886; 7. Mikael Olander, Louisiana State, 7,570.

\*\*\*\*\*

### EVENT NUMBER 6

#### 110-METER HURDLES

	Time	Event Points	Total Points
1. Bruce Reid, Louisiana State	:14.82	871	5178 ( 1)
2. Rusty Hunter, Texas	:14.86	867	4770 ( 4)
3. Steve Peregoy, Texas A&M	:14.88	864	4750 ( 5)
4. Peter Hunt, Princeton	:15.01	848	4524 ( 4)
5. Kevin McGorty, North Carolina	:15.02	847	4786 ( 3)
6. Craig Branstrom, Kansas	:15.04	845	4694 ( 8)
7. Kip Janvrin, Simpson	:15.18	828	4600 (10)
8. Knut Gundersen, Mount St. Mary's	:15.30	814	4665 ( 9)
9. Bengt Jarlsjo, Louisiana State	:15.40	802	4495 ( 6)
10. Derek Huff, Arizona	:15.58	781	4805 ( 2)
11. Joe Duarte, UCLA	:15.58	781	4468 (13)
12. Michael Davis, Brigham Young	:15.69	768	4437 (14)
13. Simon Shirley, Washington State	:16.03	729	4737 ( 7)
14. Mikael Olander, Louisiana State	:16.21	709	4749 ( 6)
15. Sherman Brantley, South Carolina	:16.27	703	4298 (15)

Heat One (Wind: +0.72) -- 1. Hunt, :15.01; 2. Janvrin, :15.18; 3. Gundersen, :15.30; 4. Shirley, :16.03. Heat Two (Wind: +0.11) -- 1. Hunter, :14.86; 2. Peregoy, :14.88; 3. Huff, :15.58; 4. Duarte, :15.58. Heat Three (Wind: -1.40) -- 1. Reid, 14.82; 2. McGorty, :15.02; 3. Branstrom, :15.04; 4. Jarlsjo, :15.40. Heat Four (Wind: -0.92) -- 1. Davis, :15.69; 2. Olander, :16.21; 3. Brantley, :16.27.

NCAA Decathlon Results, Second Day  
2-2-2-2-2

EVENT NUMBER 7

DISCUS THROW

	Distance	Event Points	Total Points
1. Mikael Olander, Louisiana State 161-6, Foul, 165-8	165- 8 (50.50m)	881	5630 ( 2)
2. Knut Gundersen, Mount St. Mary's 136-9, Foul, 145-3	145- 3 (44.28m)	752	5417 ( 5)
3. Derek Huff, Arizona 139-0, 131-11, Foul	139- 0 (42.38m)	713	5518 ( 3)
4. Steve Peregoy, Texas A&M 132-2, 137-6, 134-0	137- 6 (41.92m)	704	5454 ( 4)
5. Joe Duarte, UCLA 131-0, Foul, 136-3	136- 3 (41.54m)	696	5164 (12)
6. Bengt Jarlsjo, Louisiana State 132-3, 127-11, 130-6	132- 3 (40.30m)	671	5166 (11)
7. Simon Shirley, Washington State 124-10, 131-10, Foul	131-10 (40.18m)	668	5405 ( 6)
8. Kip Janvrin, Simpson 122-4, 131-3, Foul	131- 3 (40.00m)	665	5265 (10)
9. Bruce Reid, Louisiana State Foul, Foul, 130-4	130- 4 (39.74m)	659	5837 ( 1)
10. Craig Branstrom, Kansas 117-8, 127-11, 124-1	127-11 (39.00m)	644	5338 ( 9)
11. Sherman Brantley, South Carolina Foul, 122-0, 126-7	126- 7 (38.58m)	636	4934 (14)
12. Peter Hunt, Princeton 117-1, 119-11, 114-3	119-11 (36.56m)	595	5119 (13)
13. Rusty Hunter, Texas 118-11, 112-0, Foul	118-11 (36.26m)	589	5359 ( 7)
14. Kevin McGorty, North Carolina 112-4, 116-2, Foul	116- 2 (35.40m)	572	5358 ( 8)
15. Michael Davis, Brigham Young Foul, Foul, Foul	no mark	0	4437 (15)

EVENT NUMBER 8

POLE VAULT

1. Derek Huff, Arizona	15-11 ( 4.85m)	865	6383 ( 2)
2. Mikael Olander, Louisiana State	15- 7 ( 4.75m)	834	6464 ( 1)
2. Sherman Brantley, South Carolina	15- 7 ( 4.75m)	834	5768 (11)
4. Rusty Hunter, Texas	15- 3 ( 4.65m)	804	6163 ( 3)
4. Kevin McGorty, North Carolina	15- 3 ( 4.65m)	804	6162 ( 4)
4. Kip Janvrin, Simpson	15- 3 ( 4.65m)	804	6069 ( 7)
7. Craig Branstrom, Kansas	14-11 ( 4.55m)	775	6113 ( 6)
8. Simon Shirley, Washington State	14- 7 1/4 ( 4.45m)	746	6151 ( 5)
8. Bengt Jarlsjo, Louisiana State	14- 7 1/4 ( 4.45m)	746	5912 ( 9)
10. Peter Hunt, Princeton	13-11 1/4 ( 4.25m)	688	5807 (10)
10. Michael Davis, Brigham Young	13-11 1/4 ( 4.25m)	688	5125 (13)
12. Knut Gundersen, Mount St. Mary's	12-11 1/2 ( 3.95m)	603	6020 ( 8)
Steve Peregoy, Texas A&M	nh (12-11 1/2)	0	5454 (12)
Bruce Reid, Louisiana State	withdrew		
Joe Duarte, UCLA	withdrew		

NCAA Decathlon Results, Second Day  
3-3-3-3-3

EVENT NUMBER 9

JAVELIN

	<u>Distance</u>	<u>Event Points</u>	<u>Total Points</u>
1. Mikael Olander, Louisiana State 231-8, Foul, 229-11	231- 8 (70.62m)	899	7363 ( 1)
2. Derek Huff, Arizona 187-5, 196-0, 193-11	196- 0 (59.74m)	734	7117 ( 2)
3. Rusty Hunter, Texas 156-7, 176-10, 192-6	192- 6 (58.68m)	718	6881 ( 3)
4. Knut Gundersen, Mount St. Mary's 184-2, 187-4, 182-5	187- 4 (57.10m)	694	6714 ( 7)
5. Simon Shirley, Washington State 157-6, 185-5, Pass	185- 5 (56.52m)	686	6837 ( 4)
6. Craig Branstrom, Kansas 180-4, 176-0, Foul	180- 4 (54.96m)	662	6775 ( 6)
7. Kevin McGorty, North Carolina Foul, 166-0, 177-5	177- 5 (54.08m)	649	6811 ( 5)
8. Steve Peregoy, Texas A&M 167-2, 176-8, 173-11	176- 8 (53.46m)	646	6100 (12)
9. Peter Hunt, Princeton 171-2, 172-3, Foul	172- 3 (52.50m)	626	6433 (10)
10. Bengt Jarlsjo, Louisiana State Foul, 155-8, 164-11	164-11 (50.26m)	592	6504 ( 9)
11. Sherman Brantley, South Carolina 162-4, 159-4, Foul	162- 4 (49.48m)	581	6349 (11)
12. Kip Janvrin, Simpson 144-4, 144-4, 138-3	144- 4 (44.00m)	500	6569 ( 8)

EVENT NUMBER 10

1,500-Meter Run

1. Peter Hunt, Princeton	4:21.90	799	7232 ( 9)
2. Kip Janvrin, Simpson	4:24.41	782	7351 ( 8)
3. Kevin McGorty, North Carolina	4:25.08	772	7588 ( 4)
4. Rusty Hunter, Texas	4:33.58	721	7602 ( 3)
5. Simon Shirley, Washington State	4:34.05	712	7549 ( 5)
6. Derek Huff, Arizona	4:39.72	682	7799 ( 2)
7. Knut Gundersen, Mount St. Mary's	4:40.00	680	7394 ( 7)
8. Craig Branstrom, Kansas	4:43.00	662	7437 ( 6)
9. Mikael Olander, Louisiana State	4:43.5	658	8021 ( 1)
10. Sherman Brantley, South Carolina	4:52.0	607	6956 (11)
11. Bengt Jarlsjo, Louisiana State	5:02.9	543	7047 (10)
Steve Peregoy, Texas A&M	did not start		

NCAA Decathlon Results, Second Day  
4-4-4-4-4

FINAL SCORES

1. Mikael Olander, Louisiana State	8,021
2. Derek Huff, Arizona	7,799
3. Rusty Hunter, Texas	7,602
4. Kevin McGorty, North Carolina	7,588
5. Simon Shirley, Washington State	7,549
6. Craig Branstrom, Kansas	7,437
7. Knut Gundersen, Mount St. Mary's	7,394
8. Kip Janvrin, Simpson	7,351
9. Peter Hunt, Princeton	7,232
10. Bengt Jarlsjo, Louisiana State	7,047
11. Sherman Brantley, South Carolina	6,956
Steve Peregoy, Texas A&M	6,100 (nine events)
Bruce Reid, Louisiana State	5,837 (seven events)
Joe Duarte, UCLA	5,164 (seven events)
Michael Davis, Brigham Young	5,125 (eight events)

TEAM SCORING AFTER THIS EVENT: UCLA 82, Texas 41, Arkansas 32, Texas A&M 28, California 26, Louisiana State 26, Oregon 25, Illinois 25

QUOTING OLANDER: "I was conservative today and I didn't take any chances. Winning an NCAA championship is a very good feeling. My season is just now getting under way. More or less, I am just starting over again and trying to get a good base for later on. I'm pleased with the way I threw the discus today. And, I probably happiest with the pole vault because of the wind."

NCAA MEN'S AND WOMEN'S OUTDOOR TRACK AND FIELD CHAMPIONSHIPS  
Hayward Field -- University of Oregon  
Eugene, Ore. -- June 1-4, 1988

MEN'S RECORDS

COLLEGIATE

200 Meters -- :19.87, Lorenzo Daniel, Mississippi State (:19.93, Daniel, 1988)

4x400-Meter Relay -- 2:59.91, (UCLA) Steve Lewis, Kevin Young, Danny Everett, Henry Thomas  
(3:00.55, UCLA, 1987)

NCAA MEET

100 Meters -- :10.03, Joe DeLoach, Houston (:10.03, Stanley Floyd, Houston, 1982)

200 Meters -- :19.87, Lorenzo Daniel, Mississippi State (:20.15, Mike Miller,  
Tennessee, 1985)

400-Meter Hurdles -- :47.85, Kevin Young, UCLA (:48.33, Danny Harris, Iowa State, 1984)

4x400-Meter Relay -- 2:59.91, (UCLA) Steve Lewis, Kevin Young, Danny Everett, Henry Thomas  
(3:00.55, UCLA, 1987)

High Jump -- 7-7 3/4, Tom Smith, Illinois State (7-7 1/4, Thomas McCants, Alabama, 1985;  
Thomas Eriksson, Lamar, 1985; Milton Ottey, Texas-El Paso, 1982, and Del Davis,  
UCLA, 1982)

HAYWARD FIELD

100 Meters -- :10.03, Joe DeLoach, Houston (:10.07, Clancy Edwards, USC, 1978)

200 Meters -- :19.87, Lorenzo Daniel, Mississippi State (:20.10, Millard Hampton,  
San Jose CC, 1976)

400-Meter Hurdles -- :47.85, Kevin Young, UCLA (:47.90, Edwin Moses, Utopia  
International, 1980)

4x400-Meter Relay -- 2:59.91, (UCLA) Steve Lewis, Kevin Young, Danny Everett, Henry Thomas  
(3:03.06y, Oklahoma, 1984)

High Jump -- 7-7 3/4, Tom Smith, Illinois State (7-7 3/4, Zhu Jianhua, China, 1984)

NCAA MEN'S AND WOMEN'S OUTDOOR TRACK AND FIELD CHAMPIONSHIPS  
 Hayward Field-Stevenson Track -- University of Oregon  
 Eugene, Ore. -- June 1-4, 1988

FINAL WOMEN'S TEAM SCORES

1. Louisiana State	61	39. Houston	4
2. UCLA	58	Indiana	4
3. Oregon	45	North Carolina	4
4. Arizona State	40	Seton Hall	4
5. Nebraska	34	43. Arkansas State	3
6. Alabama	31	Eastern Michigan	3
7. Southern California	29	Kentucky	3
8. Texas	27	Virginia	3
9. Stanford	26 1/3	47. Arizona	2
10. Washington	26	California-Irvine	2
11. Morgan State	25	Howard	2
12. Purdue	18 1/3	Kansas	2
13. George Mason	18	Rice	2
Wisconsin	18	West Virginia	2
15. Texas Southern	17	Yale	2
Villanova	17	54. Alabama-Birmingham	1
17. California	16	Appalachian State	1
Illinois	16	Bowling Green State	1
19. Texas-El Paso	15	Brigham Young	1
20. Cal State-Los Angeles	13	Minnesota	1
21. Tennessee	12	Nevada-Las Vegas	1
22. Oklahoma State	11	Ohio State	1
23. Temple	10 1/3		
24. Idaho State	10		
Washington State	10		
26. Boise State	8		
Fresno State	8		
Missouri	8		
29. Florida	7		
30. Eastern Kentucky	5		
Florida State	5		
Iowa State	5		
Kansas State	5		
Maryland	5		
Michigan	5		
Mississippi State	5		
North Carolina State	5		
Texas A&M	5		

NCAA MEN'S AND WOMEN'S OUTDOOR TRACK AND FIELD CHAMPIONSHIPS  
Hayward Field -- University of Oregon  
Eugene, Ore. -- June 1-4, 1988

WOMEN'S 100-METER DASH

(Trials: Thursday, 4:05 p.m.; Final: Saturday, 1:50 p.m.)

World Record ----- :10.76, Evelyn Ashford, United States, 1984  
American Record ----- :10.76, Evelyn Ashford, Puma TC, 1984  
Collegiate Record ----- :10.94, Diane Williams, Los Angeles State, 1983  
NCAA Meet Record ----- :11.12, Gail Devers, UCLA, 1986  
Hayward Field Record ----- :11.08, Brenda Morehead, Tennessee State, 1976  
Trials Qualifying ----- :11.60  
Olympic Qualifying ----- :11.54 (:11.3)

Top 1987 Scorers (Returnees in CAPS) -- 1. Gwen Torrence, Georgia, :11.25; 2. GAIL DEVERS, UCLA, :11.30; 3. Sheila Echols, Louisiana State, :11.41; 4. Michelle Finn, Florida State, :11.43; 5. PAULINE DAVIS, Alabama, :11.47; 6. FALILATU OGUNKOYA, Mississippi State, :11.59; 7. MARY ONYALI, Texas Southern, :11.61; 8. PAM QUALLS (now Reynolds), Washington State, :11.61.

Other Returning Placewinners -- 1986: 3. Pauline Davis, Alabama, :11.36; 6. Mary Onyali, Texas Southern, :11.40; 8. Mary Bolden, Texas, :11.60; 1985: 6. Gail Devers, UCLA, :11.83. 1984: 5. Mark Bolden, Tennessee (now competing at Texas), :11.25w.

\*\*\*\*\*

HEAT WINNERS PLUS NEXT SIX FASTEST TIMES TO FINAL

HEAT ONE (Wind: -0.20)

1. Pauline Davis, Alabama	:11.38	QUALIFIER
2. Carlette Guidry, Texas	:11.42	QUALIFIER
3. Esther Jones, Louisiana State	:11.43	QUALIFIER
4. Wendy Vereen, Morgan State	:11.51	
5. Falilat Ogunkoya, Mississippi State	:11.52	
6. Vivienne Spence, Hampton	:11.53	
7. Andrea Thompson, Florida State	:11.67	
8. Teresa Neighbors, Texas-San Antonio	:11.68	

HEAT TWO (Wind: +1.39)

1. Gail Devers, UCLA	:11.16	QUALIFIER
2. Mary Onyali, Texas Southern	:11.29	QUALIFIER
3. Lamonda Miller, Appalachian State	:11.47	QUALIFIER
4. Ethlyn Tate, Morgan State	:11.47	QUALIFIER
5. Angela Williams, Seton Hall	:11.50	QUALIFIER
6. Celena Mondie, Illinois	:11.51	
7. Lynda Tolbert, Arizona State	:11.59	
8. Lisa Ford, Texas Christian	:11.68	



NCAA MEN'S AND WOMEN'S OUTDOOR TRACK AND FIELD CHAMPIONSHIPS  
Hayward Field -- University of Oregon  
Eugene, Ore. -- June 1-4, 1988

WOMEN'S 100-METER DASH  
(Final: Saturday, 1:50 p.m.)

World Record ----- :10.76, Evelyn Ashford, United States, 1984  
American Record ----- :10.76, Evelyn Ashford, Puma TC, 1984  
Collegiate Record ----- :10.94, Diane Williams, Los Angeles State, 1983  
NCAA Meet Record ----- :11.12, Gail Devers, UCLA, 1986  
Hayward Field Record ----- :11.08, Brenda Morehead, Tennessee State, 1976  
Trials Qualifying ----- :11.60  
Olympic Qualifying ----- :11.54 (:11.3)

Top 1987 Scorers (Returnees in CAPS) -- 1. Gwen Torrence, Georgia, :11.25; 2. GAIL DEVERS, UCLA, :11.30; 3. Sheila Echols, Louisiana State, :11.41; 4. Michelle Finn, Florida State, :11.43; 5. PAULINE DAVIS, Alabama, :11.47; 6. FALILATU OGUNKOYA, Mississippi State, :11.59; 7. MARY ONYALI, Texas Southern, :11.61; 8. PAM QUALIS (now Reynolds), Washington State, :11.61.

Other Returning Placewinners -- 1986: 3. Pauline Davis, Alabama, :11.36; 6. Mary Onyali, Texas Southern, :11.40; 8. Mary Bolden, Texas, :11.60; 1985: 6. Gail Devers, UCLA, :11.83. 1984: 5. Mark Bolden, Tennessee (now competing at Texas), :11.25w.

\*\*\*\*\*

FINAL (Wind: +2.96, OVER ALLOWABLE)

1. Gail Devers, UCLA	:10.86
2. Pauline Davis, Alabama	:11.14
3. Esther Jones, Louisiana State	:11.18
4. Mary Onyali, Texas Southern	:11.19
5. Angela Williams, Seton Hall	:11.30
6. Ethlyn Tate, Morgan State	:11.36
7. Carlette Guidry, Texas	:11.36
8. Lamonda Miller, Appalachian State	:11.44

TEAM SCORING AFTER THIS EVENT: Louisiana State 47, UCLA 42, Oregon 30, Nebraska 29, Morgan State 25, Arizona State 24, Stanford 20 1/3, Alabama 20

QUOTING DEVERS: "It felt great to win but the relay felt better. I knew I had a fast time because I could not control my feet (to stop) at the end. I made some mistakes in the hurdle event, but they are correctable. I did not get out and then I hit the last hurdle on the same spot (on knee as in qualifying). In a close race, that can be the determining factors. I'm not worried because I can correct the mistakes."

NCAA MEN'S AND WOMEN'S OUTDOOR TRACK AND FIELD CHAMPIONSHIPS  
Hayward Field -- University of Oregon  
Eugene, Ore. -- June 1-4, 1988

WOMEN'S 200-METER DASH

(Qualifying: Wednesday, 4:00 p.m.; Final: Friday, 5:10 p.m.)

World Record ----- :21.71, Marita Koch, East Germany, 1979-84  
Heike Dreschler, East Germany, 1986  
American Record ----- :21.81, Valerie Brisco, World Class AC, 1984  
Collegiate Record ----- :22.17, Merlene Ottey, Nebraska, 1982  
NCAA Meet Record ----- :22.29, Merlene Ottey, Nebraska, 1982  
Hayward Field Record ----- :22.56, Merlene Ottey, Nebraska, 1980  
Trials Qualifying ----- :23.59  
Olympic Qualifying ----- :23.64 (:23.4)

Top 1987 Scorers (Returnees in CAPS) -- 1 Gwen Torrence, Georgia, :22.37w; 2. Lillie Leatherwood-King, Alabama, :22.51; 3. MARY ONYALI, Texas Southern, :22.55; 4. PAULINE DAVIS, Alabama, :22.64; 5. FALILATU OGUNKOYA, Mississippi State, :22.87; 6. Michelle Finn, Florida State, :23.04; 7. ROCHELLE STEVENS, Morgan State, :23.09; 8. PAM QUALLS (now Reynolds), Washington State, :23.42.

Other Returning Placewinners -- 1986: 3. Pauline Davis, Alabama, :22.84; 4. Mary Onyali, Texas Southern, :22.94; 5. Wendy Vereen, Morgan State, :23.19; 8. Pam Qualls, Washington State, :23.44; 1985: 6. Gail Devers, UCLA, :23.14w; 7. LaVonna Martin, Tennessee, :23.16w; 1984: 5. Marv Bolden, Tennessee, :23.42; 6. Janet Davis, Florida State, :23.56.

\*\*\*\*\*

HEAT ONE (Wind: +2.19, OVER ALLOWABLE)

1. Pauline Davis, Alabama	:23.03	QUALIFIER
2. Esther Jones, Louisiana State	:23.22	QUALIFIER
3. Rochelle Stevens, Morgan State	:23.26	QUALIFIER
4. Celena Mondie, Illinois	:23.29	QUALIFIER
5. Falilatu Ogunkoya, Mississippi State	:23.34	QUALIFIER
6. Lisa Ford, Texas Christian	:24.05	

HEAT TWO (Wind: +1.82)

1. Mary Onyali, Texas Southern	:22.8	QUALIFIER
2. Wendy Vereen, Morgan State	:23.0	QUALIFIER
3. Carlette Guidry, Texas	:23.35	QUALIFIER
4. Angela Williams, Seton Hall	:23.46	
5. Vivienne Spence, Hampton	:23.63	
6. Bridgette Tate, Ohio State	:23.73	

NCAA MEN'S AND WOMEN'S OUTDOOR TRACK AND FIELD CHAMPIONSHIPS

Hayward Field -- University of Oregon

Eugene, Ore. -- June 1-4, 1988

WOMEN'S 200-METER DASH  
(Final: Friday, 5:10 p.m.)

World Record ----- :21.71, Marita Koch, East Germany, 1979-84  
Heike Dreschler, East Germany, 1986  
American Record ----- :21.81, Valerie Brisco, World Class AC, 1984  
Collegiate Record ----- :22.17, Merlene Ottey, Nebraska, 1982  
NCAA Meet Record ----- :22.29, Merlene Ottey, Nebraska, 1982  
Hayward Field Record ----- :22.56, Merlene Ottey, Nebraska, 1980  
Trials Qualifying ----- :23.59  
Olympic Qualifying ----- :23.64 (:23.4)

Top 1987 Scorers (Returnees in CAPS) -- 1. Gwen Torrence, Georgia, :22.37w; 2. Lillie Leatherwood-King, Alabama, :22.51; 3. MARY ONYALI, Texas Southern, :22.55; 4. PAULINE DAVIS, Alabama, :22.64; 5. FALILATU OGUNKOYA, Mississippi State, :22.87; 6. Michelle Finn, Florida State, :23.04; 7. ROCHELLE STEVENS, Morgan State, :23.09; 8. PAM QUALLS (now Reynolds), Washington State, :23.42.

Other Returning Placewinners -- 1986: 3. Pauline Davis, Alabama, :22.84; 4. Mary Onyali, Texas Southern, :22.94; 5. Wendy Vereen, Morgan State, :23.19; 8. Pam Qualls, Washington State, :23.44; 1985: 6. Gail Devers, UCLA, :23.14w; 7. LaVonna Martin, Tennessee, :23.16w; 1984: 5. Mary Bolden, Tennessee, :23.42; 6. Janet Davis, Florida State, :23.56.

\*\*\*\*\*

FINAL (Wind: +0.73, ALLOWABLE)

1. Mary Onyali, Texas Southern	:22.70
2. Pauline Davis, Alabama	:22.81
3. Rochelle Stevens, Morgan State	:22.91
4. Falilatun Ogunkoya, Mississippi State	:22.94
5. Carlette Guidry, Texas	:23.03
6. Esther Jones, Louisiana State	:23.05
7. Wendy Vereen, Morgan State	:23.18
8. Celena Mondie, Illinois	:23.24

TEAM SCORES AFTER THIS EVENT: Purdue 12 1/3, Alabama 12, Cal State-Los Angeles 10, Texas Southern 10, Southern California 10, Idaho State 10, Stanford 9 1/3, Boise State 8, Morgan State 8, Wisconsin 8

QUOTING ONYALI: "I've had a cold for the last week and was out of breath and excited about my win. I was surprised. I was picked to win it but I wasn't sure if I could after my hamstring injury. I came out of the corner real good. I was shocked (to be leading). I didn't see anybody so I put more energy into it. (The good weather) really helped me, too."

NCAA MEN'S AND WOMEN'S OUTDOOR TRACK AND FIELD CHAMPIONSHIPS  
Hayward Field -- University of Oregon  
Eugene, Ore. -- June 1-4, 1988

WOMEN'S 400-METER DASH

(Trials: Thursday, 3:25 p.m.; Final: Saturday, 1:25 p.m.)

World Record ----- :47.60, Marita Koch, East Germany, 1985  
American Record ----- :48.83, Valerie Brisco, World Class AC, 1984  
Collegiate Record ----- :49.91, Marita Payne, Florida State, 1984  
NCAA Meet Record ----- :50.90, Lillie Leatherwood-King, Alabama, 1987  
Hayward Field Record ----- :50.41, Diane Dixon, Atoms Track Club, 1986  
Trials Qualifying ----- :53.25  
Olympic Qualifying ----- :52.74 (:52.6)

Top 1987 Scorers (Returnees in CAPS) -- 1. Lillie Leatherwood-King, Alabama, :50.90;  
2. ROCHELLE STEVENS, Morgan State, :51.23; 3. DENISE MITCHELL, Florida, :52.09; 4. Sonja  
Fridy, Virginia, :52.27; 5. JANET DAVIS, Florida State, :52.77; 6. MICHELLE MILLING,  
Nebraska, :53.16; 7. NATASHA KAISER, Missouri, :53.1; 8. Gervaise McCraw, Southern Cal,  
:53.1.

Other Returning Placewinners -- 1986: 3. Terri Dendy, George Mason, :52.12; 5. Natasha  
Kaiser, Missouri, :52.29; 8. Linetta Wilson, Nebraska, :53.30.

\*\*\*\*\*

HEAT WINNERS PLUS NEXT FIVE FASTEST TIMES TO FINAL

HEAT ONE

1. Maicel Malone, Arizona State	:52.12	QUALIFIER
2. Tanya McIntosh, Rice	:52.54	QUALIFIER
3. Denise Mitchell, Florida	:52.75	
4. Adina Valdez, Jackson State	:53.65	
5. Barbara Flowers, Texas	:53.66	
6. Tara Coleman, Tennessee	:53.91	
7. Tamika Foster, Arizona State	:54.10	
8. Meredith Rainey, Harvard	:54.52	

HEAT TWO

1. Jearl Miles, Alabama A&M	:51.60	QUALIFIER
2. Terri Dendy, George Mason	:52.54	QUALIFIER
3. Leslie Hardison, Texas	:53.27	
4. Jeneene Vickers, UCLA	:53.57	
5. Michelle Felder, Howard	:53.95	
6. Teri Smith, Brown	:54.14	
Marilyn Dewarder, Jackson State	Disqualified	

(Lane violation, final curve)

HEAT THREE

1. Rochelle Stevens, Morgan State	:51.75	QUALIFIER
2. Michelle Taylor, Southern Cal	:52.55	QUALIFIER
3. Sharon Powell, Nebraska	:52.58	QUALIFIER
4. Natasha Kaiser, Missouri	:52.60	QUALIFIER
5. Danyel Wofford, Louisiana State	:53.42	
6. Kendra Mackey, North Carolina	:53.99	
7. Angela Springer, Eastern Michigan	:54.09	
8. Rose Blake, Fresno State	:55.72	

NCAA MEN'S AND WOMEN'S OUTDOOR TRACK AND FIELD CHAMPIONSHIPS  
Hayward Field -- University of Oregon  
Eugene, Ore. -- June 1-4, 1988

WOMEN'S 400-METER DASH  
(Final: Saturday, 1:25 p.m.)

World Record ----- :47.60, Marita Koch, East Germany, 1985  
American Record ----- :48.83, Valerie Brisco, World Class AC, 1984  
Collegiate Record ----- :49.91, Marita Payne, Florida State, 1984  
NCAA Meet Record ----- :50.90, Lillie Leatherwood-King, Alabama, 1987  
Hayward Field Record ----- :50.41, Diane Dixon, Atoms Track Club, 1986  
Trials Qualifying ----- :53.25  
Olympic Qualifying ----- :52.74 (:52.6)

Top 1987 Scorers (Returnees in CAPS) -- 1. Lillie Leatherwood-King, Alabama, :50.90;  
2. ROCHELLE STEVENS, Morgan State, :51.23; 3. DENISE MITCHELL, Florida, :52.09; 4. Sonja  
Fridy, Virginia, :52.27; 5. JANET DAVIS, Florida State, :52.77; 6. MICHELLE MILLING,  
Nebraska, :53.16; 7. NATASHA KAISER, Missouri, :53.1; 8. Gervaise McCraw, Southern Cal,  
:53.1.

Other Returning Placewinners -- 1986: 3. Terri Dendy, George Mason, :52.12; 5. Natasha  
Kaiser, Missouri, :52.29; 8. Linetta Wilson, Nebraska, :53.30.

\*\*\*\*\*

FINAL RESULTS

1. Rochelle Stevens, Morgan State	:51.23
2. Maicel Malone, Arizona State	:51.32
3. Jearl Miles, Alabama A&M	:51.58
4. Sharon Powell, Nebraska	:51.67
5. Terri Dendy, George Mason	:51.96
6. Natasha Kaiser, Missouri	:52.11
7. Michelle Taylor, Southern California	:52.41
8. Tanya McIntosh, Rice	:52.77

TEAM SCORES AFTER THIS EVENT: Louisiana State 35, UCLA 32, Nebraska 29, Arizona State 24,  
Morgan State 22, Oregon 17, Villanova 17, USC 15

QUOTING STEVENS: "All I tried to do was stay relaxed and under control, just maintain and  
not panic. I knew I had to dig in deep and go for it. I went ahead when it seemed like  
Maicel (Malone, Arizona State) stumbled a little coming off the last turn onto the  
straightaway. That's when I took the advantage. This (win) is something I really wanted  
and didn't want to give up. I just made sure I kept going until I got through the tape."

NCAA MEN'S AND WOMEN'S OUTDOOR TRACK AND FIELD CHAMPIONSHIPS  
Hayward Field -- University of Oregon  
Eugene, Ore. -- June 1-4, 1988

WOMEN'S 800-METER RUN

(Trials: Wednesday, 5:20 p.m.; Final: Friday, 6:00 p.m.)

World Record ----- 1:53.28, Jarmila Kratochvilova, Czechoslovakia, 1983  
American Record ----- 1:56.90, Mary Slaney, Athletics West, 1985  
Collegiate Record ----- 1:58.33, Claudette Groenendaal, Oregon, 1985  
NCAA Meet Record ----- 2:00.85, Karen Bakewell, Miami, Ohio, 1985  
Hayward Field Record ----- 1:58.01, Jarmila Kratochvilova, Czechoslovakia, 1985  
Trials Qualifying ----- 2:05.46  
Olympic Qualifying ----- 2:01.5

Top 1987 Scorers (Returnees in CAPS) -- 1. Julie Jenkins, Brigham Young, 2:02.52;  
2. Alisa Harvey, Tennessee, 2:02.64; 3. Debbie Grant, Villanova, 2:02.65; 4. EVELYN ADIRU,  
Alabama, 2:03.22; 5. Camille Cato, Louisiana State, 2:03.76; 6. CELESTE HALLIDAY,  
Villanova, 2:04.30; 7. MARIA AKRAKA, Iowa State, 2:04.32; 8. SYLVIA BRYDSON, Louisiana  
State, 2:04.96.

Other Returning Placewinners -- 1986: 3. Evelyn Adiru, Alabama, 2:01.98; 4. Karol  
Davidson, Texas, 2:04.94; 5. Celestine N'Drin, Washington State, 2:03.24; 1985: 3. Evelyn  
Adiru, Alabama, 2:02.27. 1984: 11. Karol Davidson, Tennessee (now competing for Texas),  
2:07.65.

\*\*\*\*\*

HEAT ONE

1. Sharon Powell, Nebraska	2:02.26	QUALIFIER
2. Karol Davidson, Texas	2:02.86	QUALIFIER
3. Evelyn Adiru, Alabama	2:02.97	QUALIFIER
4. Lesley Noll, Southern Cal	2:06.02	
5. Michelle DiMuro, Villanova	2:07.04	

HEAT TWO

1. Celeste Halliday, Villanova	2:03.00	QUALIFIER
2. Maria Akraha, Iowa State	2:03.98	QUALIFIER
3. Sylvia Brydson, Louisiana State	2:04.60	QUALIFIER
4. Theresa Dunn, Houston	2:05.74	QUALIFIER
5. Edith Nakiyingi, Iowa State	2:05.78	QUALIFIER
6. Mia Pollard, North Carolina	2:07.8	

NCAA MEN'S AND WOMEN'S OUTDOOR TRACK AND FIELD CHAMPIONSHIPS  
Hayward Field -- University of Oregon  
Eugene, Ore. -- June 1-4, 1988

WOMEN'S 800-METER RUN  
(Final: Friday, 6:00 p.m.)

World Record ----- 1:53.28, Jarmila Kratochvilova, Czechoslovakia, 1983  
American Record ----- 1:56.90, Mary Slaney, Athletics West, 1985  
Collegiate Record ----- 1:58.33, Claudette Groenendaal, Oregon, 1985  
NCAA Meet Record ----- 2:00.85, Karen Bakewell, Miami, Ohio, 1985  
Hayward Field Record ----- 1:58.01, Jarmila Kratochvilova, Czechoslovakia, 1985  
Trials Qualifying ----- 2:05.46  
Olympic Qualifying ----- 2:01.5

Top 1987 Scorers (Returnees in CAPS) -- 1. Julie Jenkins, Brigham Young, 2:02.52;  
2. Alisa Harvey, Tennessee, 2:02.64; 3. Debbie Grant, Villanova, 2:02.65; 4. EVELYN ADIRU,  
Alabama, 2:03.22; 5. Camille Cato, Louisiana State, 2:03.76; 6. CELESTE HALLIDAY,  
Villanova, 2:04.30; 7. MARIA AKRAKA, Iowa State, 2:04.32; 8. SYLVIA BRYDSON, Louisiana  
State, 2:04.96.

Other Returning Placewinners -- 1986: 3. Evelyn Adiru, Alabama, 2:01.98; 4. Karol  
Davidson, Texas, 2:04.94; 5. Celestine N'Drin, Washington State, 2:03.24; 1985: 3. Evelyn  
Adiru, Alabama, 2:02.27. 1984: 11. Karol Davidson, Tennessee (now competing for Texas),  
2:07.65.

\*\*\*\*\*

FINAL RESULTS

1. Sharon Powell, Nebraska	2:03.35
2. Sylvia Brydson, Louisiana State	2:03.47
3. Karol Davidson, Texas	2:03.57
4. Celeste Halliday, Villanova	2:03.69
5. Theresa Dunn, Houston	2:03.80
6. Edith Nakiyingi, Iowa State	2:04.58
7. Maria Akraa, Iowa State	2:06.90
Evelyn Adiru, Alabama	DNF

TEAM SCORING AFTER THIS EVENT: Louisiana State 24, Nebraska 22, Purdue 12 1/3, Alabama 12,  
Temple 10 1/3, five tied with 10

QUOTING POWELL: "With 200 meters to go, I was way back and worried. With about 150 meters  
left, I was in seventh place. I was pushed and shoved at the turn (500 meter mark) and I  
thought I might be out of the race. At the final turn, I figured I had nothing to lose so  
I started my kick. I didn't know I won the race until they announced it."

NCAA MEN'S AND WOMEN'S OUTDOOR TRACK AND FIELD CHAMPIONSHIPS  
Hayward Field -- University of Oregon  
Eugene, Ore. -- June 1-4, 1988

WOMEN'S 1,500-METER RUN  
(Final: Saturday, 2:10 p.m.)

World Record ----- 3:52.47, Tatyana Kazankina, Soviet Union, 1980  
American Record ----- 3:57.12, Mary Slaney, Athletics West, 1983  
Collegiate Record ----- 4:05.88, Leann Warren, Oregon, 1982  
NCAA Meet Record ----- 4:09.85, Suzy Favor, Wisconsin, 1987  
Hayward Field Record ----- 3:59.19, Mary Slaney, Athletics West, 1984  
Trials Qualifying ----- 4:17.05  
Olympic Qualifying ----- 4:09.0

Top 1987 Scorers (Returnees in CAPS) -- 1. SUZY FAVOR, Wisconsin, 4:09.85; 2. Alisa Harvey, Tennessee, 4:09.92; 3. Angela Chalmers, Northern Arizona, 4:12.07; 4. Rebecca Allison, Texas Christian, 4:14.85; 5. Julie Jenkins, Brigham Young, 4:15.96; 6. EVELYN ADIRU, Alabama, 4:16.34; 7. Debbie Grant, Villanova, 4:16.8; 8. ELISA FROSINI-BRANHAM, Kentucky, 4:16.93.

Other Returning Placewinners -- 1986: 2. Evelyn Adiru, Alabama, 4:18.84.

\*\*\*\*\*

FINAL RESULTS

1. Suzy Favor, Wisconsin	4:13.91
2. Evelyn Adiru, Alabama	4:15.62
3. Sally Smith, Purdue	4:16.13
4. Rosalind Taylor, Maryland	4:17.44
5. Jasmine Jones, Tennessee	4:18.56
6. Sherry Hoover, Kentucky	4:19.28
7. Buffy Rabbitt, California-Irvine	4:19.92
8. Noeleen Mullan, Brigham Young	4:20.38
9. Laura Chapel, UCLA	4:22.60
10. Nikki Toms, Northern Arizona	4:25.23

TEAM SCORING AFTER THIS EVENT: Louisiana State 47, UCLA 42, Oregon 30, Nebraska 29, Alabama 28, Morgan State 25, Arizona State 24, Stanford 20 1/3

QUOTING FAVOR: "In this meet, I wasn't really concerned about time. I just wanted to win it. It's hard to defend a title. In high school, I won the state championship four years in a row and felt a lot of pressure. In college, I wanted to run more relaxed and have fun, and not put pressure on myself. I'm never confident until it's over with. At the 800 mark, I wanted to push the pace a little bit and that's when I broke ahead. I wanted to get ahead to concentrate on winning. This race was definitely a lot easier than last year. (On racing in Olympic trials against Mary Slaney) I think it's going to be exciting. She's always been my idol and now I'm running against her."



NCAA MEN'S AND WOMEN'S OUTDOOR TRACK AND FIELD CHAMPIONSHIPS  
Hayward Field -- University of Oregon  
Eugene, Ore. -- June 1-4, 1988

WOMEN'S 3,000-METER RUN  
(Final: Friday, 6:40 p.m.)

World Record ----- 8:22.62, Tatyana Kazankina, Soviet Union, 1984  
American Record ----- 8:25.83, Mary Slaney, Athletics West, 1985  
Collegiate Record ----- 8:49.64, Cathy Branta, Wisconsin, 1985  
NCAA Meet Record ----- 8:54.41, Vicki Huber, Villanova, 1987  
Hayward Field Record ----- 8:42.38, Mary Decker, Athletics West, 1983  
Trials Qualifying ----- 9:10.72  
Olympic Qualifying ----- 9:03.0

Top 1987 Scorers (Returnees in CAPS) -- 1. VICKI HUBER, Villanova, 8:54.41; 2. HEIDI OLAFSDOTTIR, Alabama, 8:58.00; 3. Colette Goudreau, Indiana, 8:59.74; 4. ANNETTE HAND, Oregon, 9:00.50; 5. Angela Chalmers, Northern Arizona, 9:01.32; 6. PAM KLASSEN, Rice, 9:03.39; 7. Polly Plumer, UCLA, 9:09.28; 8. Liz Natale, Texas, 9:09.72.

Other Returning Placewinners -- 1986: 3. Heidi Olafsdottir, Alabama, 9:12.71; 8. Pam Klassen, Rice, 9:26.13.

\*\*\*\*\*

FINAL RESULTS

1. Vicki Huber, Villanova (Collegiate and Meet records)	8:47.35
2. Annette Hand, Oregon	8:59.15
3. Penny Graves, Oregon	9:09.72
4. Rita Delnoye, Texas-El Paso	9:11.75
5. Lisbeth Brax, Texas-El Paso	9:14.92
6. Donna Donakowski, Eastern Michigan	9:16.37
7. Kathy Franey, Villanova	9:18.49
8. Pam Klassen, Rice	9:19.34
9. Jill Harrington, California-Irvine	9:27.41
10. Judy McLaughlin, California-Irvine	9:27.85
11. Sammie Resh, Nebraska	9:28.58
12. Denise Bushallow, Kentucky	9:50.68
13. Juliet Prowse, Nebraska	10:12.90
Sarah Smith, Yale	DNF
Sonia O'Sullivan	disqualified (foul)

TEAM SCORES AFTER THIS EVENT: Louisiana State 24, Nebraska 22, Oregon 17, Villanova 17, Purdue 12 1/3, Alabama 12, Temple 10 1/3

QUOTING HUBER: "I wasn't going for a time, just the win. Annette (Hand, Oregon) took it out very fast. At the time I passed Annette, I felt like it was the right time to do it. Our coach tells us that when we are going to pass, we should pass with authority, so I just took off. Coming down the stretch, the crowd was really getting excited so I thought somebody was coming up from behind. That's why I looked over my shoulder at the end."

# NCAA MEN'S AND WOMEN'S OUTDOOR TRACK AND FIELD CHAMPIONSHIPS

Hayward Field -- University of Oregon

Eugene, Ore. -- June 1-4, 1988

## WOMEN'S 5,000-METER RUN (Final: Saturday: 3:00 p.m.)

World Record ----- 14:37.33, Ingrid Kristiansen, Norway, 1986  
American Record ----- 15:06.53, Mary Slaney, Athletics West, 1985  
Collegiate Record ----- 15:07.56, Cathy Branta, Wisconsin, 1985  
NCAA Meet Record ----- 15:39.38, PattiSue Plumer, Stanford, 1984  
Hayward Field Record ----- 15:06.53, Mary Slaney, Athletics West, 1985

Top 1987 Scorers (Returnees in CAPS) -- 1. Anne Schweitzer, Texas, 15:46.00; 2. ANNETTE HAND, Oregon, 15:47.74; 3. SYLVIA MOSQUEDA, Cal State-Los Angeles, 15:50.20; 4. CAROLINE MULLEN, Western Michigan, 15:56.30; 5. JACKIE GOODMAN, Oklahoma State, 15:56.98; 6. PENNY GRAVES, Oregon, 15:58.01; 7. Patty Murray, Western Illinois, 16:05.68; 8. Beth McMacken, Boston University, 16:22.60.

Other Returning Placewinners -- 1986: 7. Janet Smith, North Carolina State, 16:19.53; 1985: 5. Kirsten O'Hara, California, 15:46.8.

\*\*\*\*\*

### FINAL RESULTS

1. Annette Hand, Oregon (NCAA Meet Record)	15:38.47
2. Jackie Goodman, Oklahoma State	15:41.42
3. Tina Ljungberg, Texas-El Paso	15:48.61
4. Penny Graves, Oregon	15:50.41
5. Trina Leopold, Texas	15:52.17
6. Sylvia Mosqueda, Cal State-Los Angeles	15:54.01
7. Patricia Matava, Virginia	16:09.02
8. Elspeth Turner, Alabama	16:11.53
9. Rebecca Rivkin, Yale	16:16.85
10. Sally Ramsdale, Arkansas	16:20.01
11. Liz Wilson, Oregon	16:21.25
12. Janet Smith, North Carolina State	16:29.30
13. Bridget Koster, Georgia Tech	16:31.40
14. Celsa Bowman, Utah	16:52.0
15. Kristy Orre, Kentucky	16:53.2
16. Melinda Rowand, Michigan	17:12.2

TEAM SCORING AFTER THIS EVENT: Louisiana State 53, UCLA 48, Oregon 45, Arizona State 34, Alabama 29, Nebraska 29, Stanford 26 1/3, Washington 26

QUOTING HAND: I was being patient. I kept trying to break, but they wouldn't break away. I didn't think I was going to ever get away from them. But I hung there. I've run against her (Mosqueda) two other times. She always goes out real fast, kind of like I do. But she usually takes the lead but doesn't keep it. I wanted to be mentally tougher than she was. Once I get past that second mile, I'm OK. But that second mile is the toughest for me. I was happy with both performances (3,000 and 5,000), especially today. But I was nervous today. There are times that if you don't win you can do it next year. I would have been real disappointed if I hadn't done it today because there wasn't another chance. It couldn't have happened at a better place, that's for sure. The crowd was great and that's what I kept saying to myself, 'Annette, you can't let them down.'

NCAA MEN'S AND WOMEN'S OUTDOOR TRACK AND FIELD CHAMPIONSHIPS

Hayward Field -- University of Oregon

Eugene, Ore. -- June 1-4, 1988

WOMEN'S 10,000-METER RUN

(Final: Wednesday, 8:10 p.m.)

World Record ----- 30:13.74, Ingrid Kristiansen, Norway, 1986  
 American Record ----- 31:35.3, Mary Slaney, Athletics West, 1982  
 Collegiate Record ----- 32:32.75, Stephanie Herbst, Wisconsin, 1986  
 NCAA Meet Record ----- 32:32.75, Stephanie Herbst, Wisconsin, 1986  
 Hayward Field Record ----- 31:35.3, Mary Slaney, Athletics West, 1982  
 Trials Qualifying ----- 33:54.00  
 Olympic Qualifying ----- 33:00.0

Top 1987 Scorers (Returnees in CAPS) -- 1. Patty Murray, Western Illinois, 33:28.27;  
 2. Sandy Blakeslee, Texas, 33:55.67; 3. HOLLY HERING, Wisconsin, 34:13.99; 4. Jacque  
 Struckhoff, Kansas State, 34:52.25; 5. Andrea Paolillo, Purdue, 34:56.13; 6. GRETCHEN  
 LOHR, Cal State-Los Angeles, 35:21.33; 7. MARY SHEA, Michigan State, 35:28.64; 8. Margie  
 Lasaga, Virginia Tech, 35:32.94.

Other Returning Placewinners -- 1986: 1. Stephanie Herbst, Wisconsin, 32:32.75.

\*\*\*\*\*

FINAL RESULT

1. Sylvia Mosqueda, Cal State-Los Angeles (Collegiate and Meet Records)	32:28.57
2. Stephanie Herbst, Wisconsin	32:44.16
3. Kirsten O'Hara, California	32:52.86
4. Janet Smith, North Carolina State	33:05.13
5. Elspeth Turner, Alabama	33:05.43
6. Carol Gray, Stanford	33:13.38
7. Rebecca Rivkin, Yale	33:19.08
8. Eileen Donaghy, Minnesota	33:31.96
9. Aisling Ryan, Arkansas	33:45.79
10. Teresa Sobieski, Army	33:48.70
11. Beth McGrann, California-Irvine	33:55.20
12. Laura LaMena, Arizona State	33:59.24
13. Jody Dunston, Texas-San Antonio	34:02.74
14. Elizabeth Brenden, Georgetown	34:02.84
15. Liz Wilson, Oregon	34:13.04
16. Kelly Champagne, Texas	34:14.48
17. Jennifer Rioux, Wake Forest	34:32.50
18. Nancy Anderson, Brigham Young	35:35.02
19. Anne Letko, Wake Forest	35:51.75

TEAM SCORING AFTER THIS EVENT: Cal State-Los Angeles 10, Wisconsin 8, California 6,  
 North Carolina State 5, Alabama 4, Stanford 3, Yale 2, Minnesota 1

NCAA MEN'S AND WOMEN'S OUTDOOR TRACK AND FIELD CHAMPIONSHIPS  
Hayward Field -- University of Oregon  
Eugene, Ore. -- June 1-4, 1988

WOMEN'S 100-METER HURDLES

(Trials: Thursday, 5:20 p.m.; Final: Saturday, 2:35 p.m.)

World Record ----- :12.25, Ginka Zagorcheva, Bulgaria, 1987  
American Record ----- :12.61, Gail Devers, UCLA, 1988  
Collegiate Record ----- :12.61, Gail Devers, UCLA, 1988  
NCAA Meet Record ----- :12.84, Benita Fitzgerald, Tennessee, 1983  
Hayward Field Record ----- :12.90, Stephanie Hightower, Ohio State, 1980  
Trials Qualifying ----- :13.68  
Olympic Qualifying ----- :13.44 (:13.2)

Top 1987 Scorers (Returnees in CAPS) -- 1. LaVONNA MARTIN, Tennessee, :13.05; 2. JACKIE HUMPHREY, Eastern Kentucky, :13.23; 3. LYNDA TOLBERT, Arizona State, :13.24; 4. Donna Waller, Colorado, :13.33; 5. Rosalind Council, Auburn, :13.35; 6. SCHOWONDA WILLIAMS, Louisiana State, :13.58; 7. Maria Usifo, Texas Southern, :13.59; 8. NICOLIE THOMPSON, UCLA, :13.60; 9. KAREN NELSON, Texas, :13.64.

Other Returning Placewinners -- 1986: 2. LaVonna Martin, Tennessee, :13.05; 4. Gail Devers, UCLA, :13.15; 5. Jackie Humphrey, Eastern Kentucky, :13.32; 8. Schowanda Williams, Louisiana State, :13.53; 9. Nicolle Thompson, UCLA, :13.71; 1985: 5. LaVonna Martin, Tennessee, :13.02; 6. Gail Devers, UCLA, :13.34.

\*\*\*\*\*

HEAT WINNERS PLUS NEXT FIVE FASTEST TIMES TO FINAL

HEAT ONE (Wind: -0.50)

1. Gail Devers, UCLA	:13.01	QUALIFIER
2. Schowonda Williams, Louisiana State	:13.43	QUALIFIER
3. Bridgette Tate, Ohio State	:13.48	QUALIFIER
4. Kim Kilpatrick, Kansas State	:13.76	
5. Maureen Wiltshire, Hampton	:13.79	
6. Hope Obika, Texas Southern	:13.97	
7. Tanya Davis, Nevada-Las Vegas	:14.04	

HEAT TWO (Wind: +1.87)

1. LaVonna Martin, Tennessee	:13.36	QUALIFIER
2. Alicia Bass, Louisiana State	:13.41	QUALIFIER
3. Tananjalyne Stanley, Louisiana State	:13.62	
4. Leticia Beverly, Illinois	:13.90	
5. Natasha Thomas, Iowa State	:14.00	
6. Felicia White, Ohio State	:14.03	
7. Andrea Thompson, Florida State	:14.20	
8. Carla Wilson, Oklahoma	:14.28	

HEAT THREE (Wind: -1.10)

1. Jackie Humphrey, Eastern Kentucky	:13.21	QUALIFIER
2. Lynda Tolbert, Arizona State	:13.39	QUALIFIER
3. Karen Nelson, Texas	:13.57	QUALIFIER
4. Nikki Williams, UCLA	:13.80	
5. Sylvia Dyer, Abilene Christian	:13.88	
6. Rochelle Frazier, Arizona	:14.19	
7. Mary Hawkins, Florida State	:14.6	

NCAA MEN'S AND WOMEN'S OUTDOOR TRACK AND FIELD CHAMPIONSHIPS  
Hayward Field -- University of Oregon  
Eugene, Ore. -- June 1-4, 1988

WOMEN'S 100-METER HURDLES  
(Final: Saturday, 2:35 p.m.)

World Record ----- :12.25, Ginka Zagorcheva, Bulgaria, 1987  
American Record ----- :12.61, Gail Devers, UCLA, 1988  
Collegiate Record ----- :12.61, Gail Devers, UCLA, 1988  
NCAA Meet Record ----- :12.84, Benita Fitzgerald, Tennessee, 1983  
Hayward Field Record ----- :12.90, Stephanie Hightower, Ohio State, 1980  
Trials Qualifying ----- :13.68  
Olympic Qualifying ----- :13.44 (:13.2)

Top 1987 Scorers (Returnees in CAPS) -- 1. LaVONNA MARTIN, Tennessee, :13.05; 2. JACKIE HUMPHREY, Eastern Kentucky, :13.23; 3. LYNDA TOLBERT, Arizona State, :13.24; 4. Donna Waller, Colorado, :13.33; 5. Rosalind Council, Auburn, :13.35; 6. SCHOWONDA WILLIAMS, Louisiana State, :13.58; 7. Maria Usifo, Texas Southern, :13.59; 8. NICOLLE THOMPSON, UCLA, :13.60; 9. KAREN NELSON, Texas, :13.64.

Other Returning Placewinners -- 1986: 2. LaVonna Martin, Tennessee, :13.05; 4. Gail Devers, UCLA, :13.15; 5. Jackie Humphrey, Eastern Kentucky, :13.32; 8. Schowanda Williams, Louisiana State, :13.53; 9. Nicolle Thompson, UCLA, :13.71; 1985: 5. LaVonna Martin, Tennessee, :13.02; 6. Gail Devers, UCLA, :13.34.

\*\*\*\*\*

FINAL: (Wind: +0.01)

1. Lynda Tolbert, Arizona State (NCAA Meet and Hayward Field Record)	:12.82
2. LaVonna Martin, Tennessee	:12.85
3. Gail Devers, UCLA	:12.90
4. Jackie Humphrey, Eastern Kentucky	:13.14
5. Schowonda Williams, Louisiana State	:13.32
6. Karen Nelson, Texas	:13.42
7. Alicia Bass, Louisiana State	:13.47
8. Bridgette Tate, Ohio State	:13.66

TEAM SCORING AFTER THIS EVENT: Louisiana State 53, UCLA 48, Arizona State 34, Oregon 30, Nebraska 29, Alabama 28, Morgan State 25, Stanford 20 1/3

QUOTING TOLBERT: "It was nice being the underdog in the race, but I knew that I had the ability to win it. I had beaten everyone in the race besides Gail Devers. I knew that if I got out of the blocks with her, I could win. I was with Gail at the fifth and sixth hurdles and I just ran my race. I did not hit a hurdle and my concentration was 100 percent throughout the race. There is electricity in the air here and the people of Oregon really support track and field well. I think it makes it easier to run with a crowd that supports the athletes."

# NCAA MEN'S AND WOMEN'S OUTDOOR TRACK AND FIELD CHAMPIONSHIPS

Hayward Field -- University of Oregon

Eugene, Ore. -- June 1-4, 1988

## WOMEN'S 400-METER HURDLES

(Trials: Wednesday, 4:40 p.m.; Final: Friday, 5:35 p.m.)

World Record ----- :52.94, Marina Stepanova, Soviet Union, 1986  
 American Record ----- :54.23, Judi Brown-King, Athletics West, 1987  
 Collegiate Record ----- :54.61, Nawal El Moutawakil, Iowa State, 1984  
 NCAA Meet Record ----- :54.64, LaTanya Sheffield, San Diego State, 1986  
 Hayward Field Record ----- :55.20, Judi Brown-King, Athletics West, 1986  
 Trials Qualifying ----- :58.80  
 Olympic Qualifying ----- :58.04 (:57.9)

Top 1987 Scorers (Returnees in CAPS) -- 1. LINETTA WILSON, Nebraska, :55.55; 2. Leslie Maxie, Southern Cal, :55.79; 3. Mimi King, Texas, :55.80; 4. SCHOWONDA WILLIAMS, Louisiana State, :56.51; 5. Maria Usifo, Texas Southern, :57.45; 6. LaVonda Luckett, Prairie View, :57.57; 7. Kathy Harrison, Georgia Tech, :58.04; 8. VICTORIA FULCHER, Illinois, :58.5.

Other Returning Placewinners -- 1985: 3. Schowonda Williams, Louisiana State, :55.65.

\*\*\*\*\*

(QUALIFICATION: Winners plus next five fastest times)

### HEAT ONE

1. Nadeen Bridgeforth, Temple	:57.91	QUALIFIER
2. Connie Ellerbe, West Virginia	:58.12	QUALIFIER
3. Ann Hall, Saint Augustine's	:58.35	QUALIFIER
4. Jill Irizarry, North Carolina	:58.65	
5. Jennifer Harlan, Montana	:58.87	
6. Ami Ice, Long Beach State	1:00.27	

### HEAT TWO

1. Schowonda Williams, Louisiana State	:56.85	QUALIFIER
2. Jeneene Vickers, UCLA	:57.15	QUALIFIER
3. Monika Klebe, Arkansas State	:57.23	QUALIFIER
4. Flora Hyacinth, Alabama	:58.86	
5. Marian Knijn, Boston University	1:00.74	
6. Natasha Thomas, Iowa State	1:00.90	
7. Kim Batten, Florida State	1:00.94	

### HEAT THREE

1. Linetta Wilson, Nebraska	:56.31	QUALIFIER
2. Victoria Fulcher, Illinois	:57.31	QUALIFIER
3. DeDe Nathan, Indiana	:58.48	
4. Jacqui Parker, Iowa State	:58.63	
5. Leslie Nixon, Louisiana State	:59.24	
6. Karen Koellner, Southern Cal	1:00.54	

NCAA MEN'S AND WOMEN'S OUTDOOR TRACK AND FIELD CHAMPIONSHIPS  
Hayward Field -- University of Oregon  
Eugene, Ore. -- June 1-4, 1988

WOMEN'S 400-METER HURDLES  
(Final: Friday, 5:35 p.m.)

World Record ----- :52.94, Marina Stepanova, Soviet Union, 1986  
American Record ----- :54.23, Judi Brown-King, Athletics West, 1987  
Collegiate Record ----- :54.61, Nawal El Moutawakil, Iowa State, 1984  
NCAA Meet Record ----- :54.64, LaTanya Sheffield, San Diego State, 1986  
Hayward Field Record ----- :55.20, Judi Brown-King, Athletics West, 1986  
Trials Qualifying ----- :58.80  
Olympic Qualifying ----- :58.04 (:57.9)

Top 1987 Scorers (Returnees in CAPS) -- 1. LINETTA WILSON, Nebraska, :55.55; 2. Leslie Maxie, Southern Cal, :55.79; 3. Mimi King, Texas, :55.80; 4. SCHOWONDA WILLIAMS, Louisiana State, :56.51; 5. Maria Usifo, Texas Southern, :57.45; 6. LaVonda Luckett, Prairie View, :57.57; 7. Kathy Harrison, Georgia Tech, :58.04; 8. VICTORIA FULCHER, Illinois, :58.5.

Other Returning Placewinners -- 1985: 3. Schowonda Williams, Louisiana State, :55.65.

\*\*\*\*\*

FINAL RESULTS

1. Schowonda Williams, Louisiana State	:55.53
2. Linetta Wilson, Nebraska	:55.60
3. Victoria Fulcher, Illinois	:56.02
4. Janeene Vickers, UCLA	:56.10
5. Nadeen Bridgeforth, Temple	:57.32
6. Monika Klebe, Arkansas State	:57.49
7. Connie Ellerbe, West Virginia	:57.92
8. Ann Hall, Saint Augustine's	:58.29

TEAM SCORING AFTER THIS EVENT: Louisiana State 16, Purdue 12 1/3, Alabama 12, Nebraska 12, Temple 10 1/3, Cal State-Los Angeles 10, Texas Southern 10, Southern California 10, Idaho State 10

QUOTING WILLIAMS: "I am really happy to have won. About three steps coming off of the 10th hurdle, Linetta Wilson (Nebraska) was about two steps into my lane and I had trouble getting to my hurdle. Janeene Vickers (UCLA) ran a very technical race. It looked like she chopped into the 10th hurdle."

# NCAA MEN'S AND WOMEN'S OUTDOOR TRACK AND FIELD CHAMPIONSHIPS

Hayward Field -- University of Oregon

Eugene, Ore. -- June 1-4, 1988

## WOMEN'S 4x100-METER RELAY

(Trials: Wednesday, 7:30 p.m.; Final: Friday, 7:15 p.m.)

World Record ----- :41.37, East Germany, 1985  
 American Record ----- :41.55, National Team, 1987  
 Collegiate Record ----- :42.94, Florida State, 1983  
 NCAA Meet Record ----- :42.94, Florida State, 1983  
 Hayward Field Record ----- :43.72, Florida State, 1984

Top 1987 Scorers (Returnees in CAPS) -- 1. Florida State (Janet Levy, JANET DAVIS, ANDREA THOMPSON, Michelle Finn), :43.19; 2. Louisiana State (Sheila Echols, ZINA AGE, OPAL CUNNINGHAM, DANYEL WOFFORD), :43.54; 3. Alabama (FLORA HYACINTH, SANDRA LATHAM, Lillie Leatherwood-King, PAULINE DAVIS), :43.54; 4. UCLA (NICOLLE THOMPSON, MONICA PHILLIPS, KIERSTEN CHURCH, GAIL DEVERS), :43.74; 5. Southern Cal (Robin Simmons, Gervaise McCraw, MICHELLE TAYLOR, Myra Mayberry), :44.06; 6. Texas Southern (Mosuwmla Soneye, LINDA ESEIMOKUMOH, MARY ONYALI, Tina Iheagwam), :44.07; 7. Illinois (LETICIA BEVERLY, RENEE CARR, ANGELA McCLATCHEY, CELENA MONDIE), :44.77; 8. Nevada-Las Vegas (TANYA DAVIS, SONJI GREEN, CARRIE FRANKLIN, CHERYL CHEEKS), :45.22.

\*\*\*\*\*

(QUALIFICATION: Heat winners plus next six fastest times)

### HEAT ONE

1. ARIZONA STATE	:43.58	QUALIFIER
(Lynda Tolbert, Tamika Foster, Maicel Malone, Jacinta Bartholomew)		
(Hayward Field record, old mark, :43.72, Florida State, 1984)		
2. LOUISIANA STATE	:44.07	QUALIFIER
(Tanajalyn Stanley, Zina Age, Danyel Wofford, Esther Jones)		
3. TEXAS SOUTHERN	:45.03	QUALIFIER
(Meledy Smith, Dyan Webber, Linda Eseimokumoh, Mary Onyali)		
4. OKLAHOMA	:45.39	
(Kim Nichols, Katherine Burns, Melody McNeely, Darlena Morganfield)		
TEXAS		Disqualified
(Charletta Gaines, Mary Bolden, Carlette Guidry, Tamela Saldana)		
(3rd Exchange Out of Zone)		

### HEAT TWO

1. UCLA	:43.71	QUALIFIER
(Monica Phillips, Sara Parros, Caryl Smith, Gail Devers)		
2. MORGAN STATE	:44.06	QUALIFIER
(Wendy Vereen, Gizelle Harris, Rochelle Stevens, Ethlyn Tate)		
3. FLORIDA STATE	:44.22	QUALIFIER
(Lisa Horton, Janet Davis, Andrea Thompson, Angela Curry)		
4. ILLINOIS	:44.23	QUALIFIER
(Victoria Fulcher, Angela McClatchey, Leticia Beverly, Celena Mondie)		
5. NEVADA-LAS VEGAS	:45.25	QUALIFIER
(Tanya Davis, Carrie Franklin, Gretchen Jiles, Cheryl Cheeks)		
6. MISSOURI	:45.65	
(Angela Monroe, Natasha Kaiser, Teri LeBlanc, Lorinda Richardson)		



NCAA MEN'S AND WOMEN'S OUTDOOR TRACK AND FIELD CHAMPIONSHIPS

Hayward Field -- University of Oregon

Eugene, Ore. -- June 1-4, 1988

WOMEN'S 4x100-METER RELAY

(Final: Friday, 7:15 p.m.)

World Record ----- :41.37, East Germany, 1985  
 American Record ----- :41.55, National Team, 1987  
 Collegiate Record ----- :42.94, Florida State, 1983  
 NCAA Meet Record ----- :42.94, Florida State, 1983  
 Hayward Field Record ----- :43.72, Florida State, 1984

Top 1987 Scorers (Returnees in CAPS) — 1. Florida State (Janet Levy, JANET DAVIS, ANDREA THOMPSON, Michelle Finn), :43.19; 2. Louisiana State (Sheila Echols, ZINA AGE, OPAL CUNNINGHAM, DANYEL WOFFORD), :43.54; 3. Alabama (FLORA HYACINTH, SANDRA LATHAM, Lillie Leatherwood-King, PAULINE DAVIS), :43.54; 4. UCLA (NICOLLE THOMPSON, MONICA PHILLIPS, KIERSTEN CHURCH, GAIL DEVERS), :43.74; 5. Southern Cal (Robin Simmons, Gervaise McCraw, MICHELLE TAYLOR, Myra Mayberry), :44.06; 6. Texas Southern (Mosuwmla Soneye, LINDA ESEIMOKUMOH, MARY ONYALI, Tina Iheagwam), :44.07; 7. Illinois (LETICIA BEVERLY, RENEE CARR, ANGELA McCLATCHEY, CELENA MONDIE), :44.77; 8. Nevada-Las Vegas (TANYA DAVIS, SONJI GREEN, CARRIE FRANKLIN, CHERYL CHEEKS), :45.22.

FINAL

1. ARIZONA STATE :43.64  
 (Lynda Tolbert, Tamika Foster, Maicel Malone, Jacinta Bartholomew)  
 (Hayward Field Record)
2. UCLA :43.74  
 (Tonya Sedwick, Caryl Smith, Monica Phillips, Gail Devers)
3. LOUISIANA STATE :43.83  
 (Tananjalyn Stanley, Zina Age, Danyel Wofford, Esther Jones)
4. FLORIDA STATE :44.13  
 (Lisa Horton, Andrea Thompson, Janet Davis, Angela Curry)
5. MORGAN STATE :44.32  
 (Wendy Vereen, Ethlyn Tate, Rochelle Stevens, Gizelle Harris)
6. ILLINOIS :44.46  
 (Victoria Fulcher, Angela McClatchey, Leticia Beverly, Celena Mondie)
7. TEXAS SOUTHERN :44.56  
 (Meledy Smith, Dyan Webber, Linda Eseimokumoh, Mary Onyali)
8. NEVADA-LAS VEGAS :45.21  
 (Tanya Davis, Carrie Franklin, Gretchen Jiles, Cheryl Cheeks)

TEAM SCORES AFTER THIS EVENT: Louisiana State 35, Nebraska 24, UCLA 21, Oregon 17, Villanova 17, Arizona State 16, Southern California 13, Purdue 12 1/2

QUOTING BARTHOLOMEW: "I knew I was first at the halfoff and I was confident I could hold the lead. Devers is an outstanding athlete, but I knew we could win the race. We have lost only once this year and we achieved our ultimate goal -- being national champions. I think that this win should give us the respect we deserve and give us an extra boost going into the 4x400 meter relay tomorrow."

NCAA MEN'S AND WOMEN'S OUTDOOR TRACK AND FIELD CHAMPIONSHIPS

Hayward Field -- University of Oregon

Eugene, Ore. -- June 1-4, 1988

WOMEN'S 4x400-METER RELAY

(Trials: Thursday, 7:40 p.m.; Final: Saturday, 4:05 p.m.)

World Record ----- 3:15.92, East Germany, 1984  
American Record ----- 3:18.29, National Team, 1984  
Collegiate Record ----- 3:28.46, Florida State, 1983  
NCAA Meet Record ----- 3:28.46, Florida State, 1983  
Hayward Field Record ----- 3:28.93y, Florida State, 1984

Top 1987 Scorers (Returnees in CAPS) -- 1. Southern Cal (Myra Mayberry, Gervaise McCraw, MICHELLE TAYLOR, Leslie Maxie), 3:28.93; 2. Texas Southern (Sadie Sowunmi, Linda Eseimokumoh, Maria Usifo, MARY ONYALI), 3:29.41; 3. Louisiana State (Michele Morris, DANYEL WOFFORD, SYLVIA BRYDSON, SCHOWANDA WILLIAMS), 3:30.91; 4. UCLA (CHENUAKII KNIGHTEN, MONICA PHILLIPS, Gayle Kellon, GAIL DEVERS), 3:32.10; 5. Tennessee (SHAWN MOORE, Robin Benjamin, CARLA McLAUGHLIN, LAVONNA MARTIN), 3:33.59; 6. Texas (Mimi King, ALTHEA THOMAS, KAROL DAVIDSON, LESLIE HARDISON), 3:36.26; 7. Prairie View (LaVonda Luckett, Jocelyn Tatum, EDITH RENFRO, Cathy Taylor), 3:36.2.

\*\*\*\*\*

(QUALIFICATION: Heat winners plus next six fastest times)

HEAT ONE

1. ARIZONA STATE 3:31.49 QUALIFIER  
(Toinette Holmes :54.9, Maicel Malone 51.3, Jacinta Bartholomew 51.8, Tamika Foster 53.5)  
2. NEBRASKA 3:31.60 QUALIFIER  
(Michelle Milling 54.1, Karen Kruger 53.5, Sharon Powell, 52.5, Linetta Wilson 51.5)  
3. ALABAMA 3:33.20 QUALIFIER  
(Sherryl White 55.4, Flora Hyacinth 53.9, Sandra Latham 52.7, Pauline Davis 51.3)  
4. UCLA 3:33.88 QUALIFIER  
(Tonya Sedwick 54.6, Monica Phillips 52.5, Choo Choo Knighten 53.5, Janeene Vickers 53.3)  
5. HOWARD 3:34.18 QUALIFIER  
(Tisa Johnson 54.4, Lucinda Ford 54.4, Michelle Felder 54.3, Janice Kelly 53.4)

HEAT TWO

1. TEXAS 3:32.39 QUALIFIER  
(Leslie Hardison 53.0, Carlette Guidry 52.9, Karol Davidson 54.0, Barbara Flowers 52.5)  
2. ILLINOIS 3:34.87 QUALIFIER  
(Shirley Bodden 56.5, Victoria Fulcher 52.9, Angela McClatchey 53.4, Celena Mondie 52.1)  
3. LOUISIANA STATE 3:35.44 QUALIFIER  
(Opal Cunningham 54.1, Tammie Young 53.9, Jackie Bobien 54.1, Sylvia Brydson 53.3)  
4. MORGAN STATE 3:36.81  
(Viola Harris 57.8, Gizelle Harris 53.4, Wendy Vereen 51.6, Rochelle Stevens 54.0)

# NCAA MEN'S AND WOMEN'S OUTDOOR TRACK AND FIELD CHAMPIONSHIPS

Hayward Field -- University of Oregon

Eugene, Ore. -- June 1-4, 1988

## WOMEN'S 4x400-METER RELAY (Final: Saturday, 4:05 p.m.)

World Record ----- 3:15.92, East Germany, 1984  
American Record ----- 3:18.29, National Team, 1984  
Collegiate Record ----- 3:28.46, Florida State, 1983  
NCAA Meet Record ----- 3:28.46, Florida State, 1983  
Hayward Field Record ----- 3:28.93y, Florida State, 1984

Top 1987 Scorers (Returnees in CAPS) -- 1. Southern Cal (Myra Mayberry, Gervaise McCraw, MICHELLE TAYLOR, Leslie Maxie), 3:28.93; 2. Texas Southern (Sadie Sowunmi, Linda Eseimokumoh, Maria Usifo, MARY ONYALI), 3:29.41; 3. Louisiana State (Michele Morris, DANYEL WOFFORD, SYLVIA BRYDSON, SCHOWANDA WILLIAMS), 3:30.91; 4. UCLA (CHEWUAKII KNIGHTEN, MONICA PHILLIPS, Gayle Kellon, GAIL DEVERS), 3:32.10; 5. Tennessee (SHAWN MOORE, Robin Benjamin, CARLA McLAUGHLIN, LAVONNA MARTIN), 3:33.59; 6. Texas (Mimi King, ALTHEA THOMAS, KAROL DAVIDSON, LESLIE HARDISON), 3:36.26; 7. Prairie View (LaVonda Luckett, Jocelyn Tatum, EDITH RENFRO, Cathy Taylor), 3:36.2.

### FINAL

1. UCLA	3:29.82
(Monica Phillips 53.7, Gail Devers 51.4, Choo Choo Knighten 53.3, Janeene Vickers 51.4)	
2. LOUISIANA STATE	3:29.93
(Opal Cunningham 53.1, Danyel Wofford 52.9, Sylvia Brydson 52.0, Schowonda Williams 51.9)	
3. ARIZONA STATE	3:29.95
(Toinette Holmes 54.7, Maicel Malone 50.9, Jacinta Bartholomew 52.2, Tamika Foster 52.2)	
4. NEBRASKA	3:31.44
(Michelle Milling 53.9, Karen Kruger 54.5, Sharon Powell 51.6, Linetta Wilson 51.4)	
5. ILLINOIS	3:33.06
(Victoria Fulcher 53.5, Angela McClatchey 53.2, Shayla Baine 55.1, Celena Mondie 51.3)	
6. TEXAS	3:33.56
(Leslie Hardison 53.6, Carlette Guidry 52.8, Karol Davidson 54.1, Barbara Flowers 53.1)	
7. HOWARD	3:36.17
(Tisa Johnson 55.2, Lucinda Ford 55.0, Michelle Felder 51.7, Janice Kelly 54.3)	
ALABAMA	Did not start

TEAM SCORING AFTER THIS EVENT: Louisiana State 61, UCLA 58, Oregon 45, Arizona State 40, Nebraska 34, Alabama 29, Texas 27, Stanford 26 1/3

QUOTING DEVERS: "Winning the 100 felt good but winning this relay really feels good. I am a team oriented person. We took this race personally because we had lost to ASU (Arizona State) before. We know if our people got it together, we could win. We were not worried about LSU."

QUOTING VICKERS: I followed Valerie Brisco's advice and ran off of (the leader). She told me to run my race and let them worry about me. I did that, unlike in my 400 race."

QUOTING UCLA COACH BOB KERSEE: "It took away the disappointment of the team loss. We could have just passed the stick around but we wanted it badly. I am very proud of my team. It would have taken misfortune on LSU's part for us to win the team title. You never want to win it that way."

NCAA MEN'S AND WOMEN'S OUTDOOR TRACK AND FIELD CHAMPIONSHIPS  
Hayward Field -- University of Oregon  
Eugene, Ore. -- June 1-4, 1988

WOMEN'S HIGH JUMP

(Qualifying: Wednesday, 5:00 p.m.; Trials-Final: Friday, 2:00 p.m.)

World Record ----- (2.09) 6-10 1/4, Stefka Kostadinova, Bulgaria, 1987  
American Record ----- (2.01) 6- 7, Louise Ritter, Pacific Coast Club, 1983  
Collegiate Record ----- (1.96) 6- 5, Maryse Ewanje-Epee, Arizona, 1985  
NCAA Meet Record ----- (1.94) 6- 4 1/4, Katrena Johnson, Arizona, 1985  
Hayward Field Record --- (1.96) 6- 5, Debbie Brill, Canada, 1982  
Trials Qualifying ----- (1.86) 6- 0 1/4  
Olympic Qualifying ----- (1.88) 6- 2

Top 1987 Scorers (Returnees in CAPS) -- 1. MAZEL THOMAS, Abilene Christian, 6-2 1/4;  
2. CAMILLE JAMPOLSKY, Oregon, 6-2 1/4; 3. AMBER WELTY, Idaho State, 6-1 1/4; 4. FELICIA HODGES,  
Temple, 6-0; 5. Yolanda Henry, Abilene Christian, 6-0; 6. Katrena Johnson, Arizona, 6-0;  
7. Kim Carter, Louisiana State, 5-10 3/4; 8. tie, Shelley Fehrman, Texas, and Tonya  
Mendonca, Fresno State, 5-9 3/4.

Other Returning Placewinners -- 1986: 5. Felicia Hodges, Temple, 6-0 1/2; 7. Vicki Borsheim,  
Washington, 5-11 1/2; 9. Beth Vidakovits, California, 5-11 1/2; 1985: 3. Camille Harding,  
Arizona (now Jampolsky, Oregon), 6-3; 1984: 7. Camille Harding, Arizona, 6-0 1/2.

\*\*\*\*\*

5-9 3/4  
(1.77m)

QUALIFIERS

Vicki Borsheim, Washington	x
Paula Feuerbach, Northern Arizona	x
Tammy Thurman, Nebraska	x
Sissy Costner, Auburn	x
Lisa Bernhagen, Stanford	x
Felicia Hodges, Temple	x
Tia Hensler, Purdue	x
Amber Welty, Idaho State	x
Melinda Stott, Texas A&M	x
Holly Kelly, Florida State	x
Camille Jampolsky, Oregon	ox
Kim Fenton, Oregon State	ox
Christina Fink-Sisniega, Arizona	oox
Chris Wilson, Brigham Young	oox

NON-QUALIFIERS

Angie Bradburn, Texas	ooo
Paula John, Weber State	ooo
Mazel Thomas, Abilene Christian	ooo
Jackie Belzner, Arizona State	ooo

# NCAA MEN'S AND WOMEN'S OUTDOOR TRACK AND FIELD CHAMPIONSHIPS

Hayward Field -- University of Oregon

Eugene, Ore. -- June 1-4, 1988

## WOMEN'S HIGH JUMP

(Trials-Final: Friday, 2:00 p.m.)

World Record ----- (2.09) 6-10 1/4, Stefka Kostadinova, Bulgaria, 1987  
 American Record ----- (2.01) 6- 7, Louise Ritter, Pacific Coast Club, 1983  
 Collegiate Record ----- (1.96) 6- 5, Maryse Ewanje-Epee, Arizona, 1985  
 NCAA Meet Record ----- (1.94) 6- 4 1/4, Katrena Johnson, Arizona, 1985  
 Hayward Field Record --- (1.96) 6- 5, Debbie Brill, Canada, 1982  
 Trials Qualifying ----- (1.86) 6- 0 1/4  
 Olympic Qualifying ----- (1.88) 6- 2

Top 1987 Scorers (Returnees in CAPS) -- 1. MAZEL THOMAS, Abilene Christian, 6-2 1/4;  
 2. CAMILLE JAMPOLSKY, Oregon, 6-2 1/4; 3. AMBER WELTY, Idaho State, 6-1 1/4; 4. FELICIA HODGES,  
 Temple, 6-0; 5. Yolanda Henry, Abilene Christian, 6-0; 6. Katrena Johnson, Arizona, 6-0;  
 7. Kim Carter, Louisiana State, 5-10 3/4; 8. tie, Shelley Fehrman, Texas, and Tonya  
 Mendonca, Fresno State, 5-9 3/4.

\*\*\*\*\*

## FINAL

1. Amber Welty, Idaho State	6- 3 1/2 (1.92m)
5-9 3/4(p), 5-10 3/4, 6-0(p), 6-1 1/4, 6-2 1/4, 6-3 1/2, 6-4 3/4(ooo)	
2. Tia Hensler, Purdue	6- 1 1/4 (1.86m)
5-9 3/4, 5-10 3/4, 6-0, 6-1 1/4, 6-2 1/4(ooo)	
Felicia Hodges, Temple	6- 1 1/4 (1.86m)
5-9 3/4, 5-10 3/4(p), 6-0, 6-1 1/4, 6-2 1/4(ooo)	
Lisa Bernhagen, Stanford	6- 1 1/4 (1.86m)
5-9 3/4, 5-10 3/4, 6-0, 6-1 1/4, 6-2 1/4(ooo)	
5. Tammy Thurman, Nebraska	6- 1 1/4 (1.86m)
5-9 3/4, 5-10 3/4(3), 6-0, 6-1 1/4, 6-2 1/4(ooo)	
6. Camille Jampolsky, Oregon	6- 1 1/4 (1.86m)
5-9 3/4, 5-10 3/4(2), 6-0(2), 6-1 1/4(3), 6-2 1/4(ooo)	
7. Christina Fink-Sisniega, Arizona	6- 1 1/4 (1.86m)
5-9 3/4, 5-10 3/4(3), 6-0(3), 6-1 1/4(3), 6-2 1/4(ooo)	
8. Melinda Stott, Texas A&M	5-10 3/4 (1.80m)
5-9 3/4, 5-10 3/4, 6-0(p), 6-1 1/4(ooo)	
9. Vicki Borsheim, Washington	5-10 3/4 (1.80m)
5-9 3/4(2), 5-10 3/4, 6-0(ooo)	
10. Holly Kelly, Florida State	5-10 3/4 (1.80m)
5-9 3/4(3), 5-10 3/4, 6-0(ooo)	
11. Sissy Costner, Auburn	5-10 3/4 (1.80m)
5-9 3/4(2), 5-10 3/4(2), 6-0(ooo)	
12. Paula Feuerbach, Northern Arizona	5- 9 3/4 (1.77m)
5-9 3/4, 5-10 3/4(ooo)	
Chris Wilson, Brigham Young	5- 9 3/4 (1.77m)
5-9 3/4, 5-10 3/4(ooo)	
14. Kim Fenton, Oregon State	5- 9 3/4 (1.77m)
5-9 3/4(3), 5-10 3/4(ooo)	

TEAM SCORES AFTER THIS EVENT: Purdue 12 1/3, USC 10, Cal State-Los Angeles 10,  
 Idaho State 10, Stanford 9 1/3, Wisconsin 8, Boise State 8, Temple 6 1/3

QUOTING WELTY: "I never thought I could win this meet. I thought coming in that I would have a chance of getting second or third. I wanted 6-4 3/4 bad but 6-3 1/2 is a PR so I am excited. Today when I was warming up, I felt great and I knew I was going to go at least 6-2 1/4. I was surprised no one else was up there. I thought Camille (Jampolsky) would pull it off."

# NCAA MEN'S AND WOMEN'S OUTDOOR TRACK AND FIELD CHAMPIONSHIPS

Hayward Field -- University of Oregon

Eugene, Ore. -- June 1-4, 1988

## WOMEN'S LONG JUMP

(Qualifying: Wednesday, 4:20 p.m.; Trials-Final: Friday, 5:15 p.m.)

World Record ----- (7.45) 24- 5 1/2, Heike Drechsler, East Germany, 1986  
 Jackie Joyner-Kersey, U.S., 1987  
 American Record ----- (7.45) 24- 5 1/2, J. Joyner-Kersey, World Class, 1987  
 Collegiate Record ----- (7.24) 23- 9, Jackie Joyner, UCLA, 1985  
 NCAA Meet Record ----- (6.94) 22- 9 1/4, Sheila Echols, Louisiana State, 1987  
 Hayward Field Record --- (7.00) 22-11 3/4, Jodi Anderson, Naturite TC, 1980  
 Trials Qualifying ----- (6.35) 20-10  
 Olympic Qualifying ----- (6.50) 21- 4

Top 1987 Scorers (Returnees in CAPS) -- 1. Sheila Echols, Louisiana State, 22-9 1/4;  
 2. SHEILA HUDSON, California, 21-4 1/4; 3. YVETTE BATES, Southern Cal, 21-2 1/2w; 4. Carole  
 Jones, Arizona, 21-0 1/2w; 5. LORINDA RICHARDSON, Missouri, 20-11 3/4w; 6. CLAIRE CONNOR,  
 Louisiana State, 20-9 1/4w; 7. KAREN KRUGER, Nebraska, 20-7 1/4w; 8. MELEDY SMITH, Texas  
 Southern, 20-6 1/2w.

Other Returning Placewinners -- 1986: 2. Gail Devers, UCLA, 21-3 1/4; 4. Wendy Brown,  
 Southern Cal, 20-11 1/4; 8. Lorinda Richardson, Missouri, 20-7; 9. Flora Hyacinth, Alabama,  
 20-6 1/4; 10. Claire Connor, Louisiana State, 20-3; 1985: 4. Wendy Brown, Southern Cal,  
 21-3 1/4; 10. Karen Nelson, Texas, 20-7; 11. Lorinda Richardson, Missouri, 20-5; 1984: 3.  
 Meledy Smith, Washington (now competing for Texas Southern), 21-4 3/4.

\*\*\*\*\*

## QUALIFIERS

1. Gail Devers, UCLA	21-10 3/4 (6.67m/+1.15)
21-10 3/4, pass, pass	
2. Nena Gage, George Mason	21- 4 1/4 (6.51m/+1.22)
21-4 1/4, 21-3 1/2, pass	
3. Claire Connor, Louisiana State	21- 2 3/4 (6.47m/+1.00)
21-2 3/4, pass, pass	
4. Jacinta Bartholomew, Arizona State	21- 1 1/2 (6.44m/+1.56)
20-9 1/4, 21-1 1/2, pass	
5. Meledy Smith, Texas Southern	20-11 1/4 (6.38m/+3.03)
18-8 3/4 (+1.49), 20-1 3/4w, 20-11 1/4w	
6. Jearl Miles, Alabama A&M	20-10 1/2 (6.36m/+0.60)
20-10 1/2, 20-5 1/4w, 20-2 1/4	
7. Karen Kruger, Nebraska	20- 9 1/4 (6.33m/+1.59)
foul, 20-3 1/2, 20-9 1/4	
8. Alissa Bell, Texas A&M	20- 7 3/4 (6.29m/+1.37)
19-10 1/4w, 20-5 1/4w, 20-7 3/4	
9. Sonya Roberts, Southwest Texas State	20- 7 (6.27m/+2.58)
20-1 3/4w, 20-7w, 19-11 1/4 (+1.92)	
10. Wendy Brown, Southern Cal	20- 5 (6.22m/+1.99)
foul, 20-5, 20-2 1/2	
11. Julie Goodrich, Oregon	20- 4 1/4 (6.20m/+1.99)
19-9 3/4, 20-4 1/4, 19-9 3/4	
12. Kim Atwater, Drake	20- 3 1/2 (6.18m/+1.67)
foul, 19-6 1/2, 20-3 1/2	

## NON-QUALIFIERS

Mazel Thomas, Abilene Christian	20- 2 1/2 (6.16m/+1.73)
Pam Smith, Northeast Louisiana	20- 1 3/4 (6.14m/+1.76)

NCAA Women's Long Jump Qualifying  
2-2-2-2

Carlette Guidry, Texas	20- 1 1/2 (6.13m/+1.49)
Theresa Diggs, Ohio State	20- 2 1/4 (6.15m/+2.38)
Kimolyn Vanzant, Prairie View A&M	19-11 3/4 (6.09m/+1.14)
Sheila Hudson, California	19-11 (6.08m/+1.12)
Louann Guialdo, Southern Cal	19- 9 1/4 (6.03m/+1.49)
Tonya Sedwick, UCLA	19- 6 1/2 (5.96m/+1.12)
Felecia Allen, Missouri	19- 4 3/4 (5.91m/+2.17)
Sherry Anderson, North Texas State	19- 3 1/2 (5.79m/+0.54)
Catherine Richards, Jackson State	19- 3 1/2 (5.79m/+1.33)
Sharon Couch, North Carolina	19- 3 (5.87m/+0.87)
Angela Black, Northeast Louisiana	18-10 3/4 (5.76m/+1.89)
Sherrie Bingham, Middle Tennessee State	18- 9 1/2 (5.73m/+1.56)
Yvette Bates, Southern Cal	no legal mark
Lorinda Richardson, Missouri	withdrew, injury

FINAL RESULTS

1. Nena Gage, George Mason	21- 8 3/4 (6.62m/+2.13)
20-7w, 20-7(+1.19), 21-8 3/4w, foul, 20-9w, 21-4 1/4w	
2. Gail Devers, UCLA	21- 6 (6.55m/+1.59)
21-6, 20-3 1/2, 21-4 1/4, foul, 21-2, foul	
3. Jacinta Bartholomew, Arizona State	21- 5 1/2 (6.54m/+2.26)
19-5 3/4, 20-6 1/2, 20-9(+1.92), 20-0 1/4, 21-5 1/2w, foul	
4. Claire Connor, Louisiana State	21- 3 1/2 (6.48m/+1.09)
21-0 3/4, 21-2 3/4, 21-0 3/4, 20-9 1/4, 21-3 1/4, 21-0 1/2	
5. Alissa Bell, Texas A&M	20-10 3/4 (6.37m/+2.26)
19-9, 20-6 1/2(+1.99), 17-10 1/4, 18-6, 19-9 3/4, 20-10 3/4w	
6. Wendy Brown, Southern California	20- 9 1/2 (6.33m/+2.08)
19-5 3/4, 20-5 1/4(+1.13), 19-11 3/4, foul, 20-6 1/4w, 20-9 1/2w	
7. Karen Kruger, Nebraska	20- 9 (6.32m/+1.98)
20-9, 20-4 1/4, 20-1 1/2, foul, 20-1 3/4, 20-6 1/2	
8. Jearl Miles, Alabama A&M	20- 7 (6.27m/+2.02)
20-6 1/2(+1.55), foul, foul, foul, 20-2 1/4, 20-7w	
9. Julie Goodrich, Oregon	20- 3 3/4 (6.19m/+1.92)
20-3 3/4, 19-7 1/2, foul	
10. Meledy Smith, Texas Southern	20- 3 1/2 (6.18m/+1.69)
20-3 1/2, foul, foul	
11. Sonya Roberts, Southwest Texas State	19- 8 1/2 (6.01m/+1.15)
19-3, 19-8 1/2, foul	
12. Kim Atwater, Drake	19- 3 1/2 (5.88m/+1.40)
foul, foul, 19-3 1/2	

TEAM SCORE AFTER THIS EVENT: Louisiana State 29, Nebraska 24, Oregon 17, Villanova 17, UCLA 13, Southern California 13, Purdue 12 1/3, Alabama 12

QUOTING GAGE: "It means a great deal to me to beat Gail Devers (UCLA). She's a highly-respected athlete. Yes, I was waiting for her. I figured that she'd do it in the finals. At the NCAA's, you know that you are competing against the top athletes. Being here is an honor in itself. I wasn't even picked to be in it. It's great being an underdog coming in."

# NCAA MEN'S AND WOMEN'S OUTDOOR TRACK AND FIELD CHAMPIONSHIPS

Hayward Field -- University of Oregon

Eugene, Ore. -- June 1-4, 1988

## WOMEN'S TRIPLE JUMP

(Qualifying: Thursday, 4:00 p.m.; Trials-Final: Saturday, 2:30 p.m.)

### World Best -----

American Record ----- (13.85) 45-5 1/4, Sheila Hudson, California, 1987  
 Collegiate Record ----- (13.85) 45-5 1/4, Sheila Hudson, California, 1987  
 NCAA Meet Record ----- (13.78) 45-2 1/2, Sheila Hudson, California, 1987  
 Hayward Field Record --- (13.33) 43-8 3/4, Sheila Hudson, South Bay TC, 1986

1987 Top Scorers (Returnees in CAPS) -- 1. SHEILA HUDSON, California, 45-2 1/2; 2. YVETTE BATES, Southern Cal, 44-7 1/2; 3. WENDY BROWN, Southern Cal, 44-2; 4. Kathy Harrison, Georgia Tech, 43-10 1/2; 5. FLORA HYACINTH, Alabama, 43-8; 6. FELICIA CARPENTER (now Curry), Kansas State, 43-3w; 7. Renita Robinson, Nebraska, 42-2; 8. Carole Jones, Arizona, 42-0 1/2.

Other Returning Placewinners -- 1986: 2. Yvette Bates, Southern Cal, 44-6; 4. Wendy Brown, Southern Cal, 44-0 3/4; 5. Sheila Hudson, California, 43-2 1/4; 6. Felicia Carpenter, Kansas State, 42-7; 1985: 4. Wendy Brown, Southern Cal, 42-11.

\*\*\*\*\*

### QUALIFIERS

1. Wendy Brown, Southern California	42- 9 3/4 (13.05m/-1.94)
42-4, 37-9 1/4w, 42-9 3/4	
2. Yvette Bates, Southern California	42- 5 1/4 (12.93m/-1.33)
42-5 1/4, foul, pass	
3. Felicia Curry, Kansas State	42- 4 1/2 (12.91m/-0.84)
41-0 1/2, 42-4 1/4, 41-0 1/2	
4. Sheila Hudson, California	42- 2 (12.85m/-0.82)
42-0, foul, 42-2	
5. Nena Gage, George Mason	41- 9 1/4 (12.73m/-3.04)
40-4, 41-9 1/4, pass	
6. Diana Wills, Army	41- 8 3/4 (12.72m/-3.37)
41-2 1/2, 41-8 3/4, 40-10 1/4	
7. Flora Hyacinth, Alabama	41- 4 1/4 (12.60m/-0.11)
40-11 1/2, 41-4 1/4, pass	
8. Lavern Clarke, Oklahoma State	41- 3 3/4 (12.59m/-2.72)
41-3 3/4, foul, 41-0 1/4	
9. Julie Lewis, Louisiana State	41- 3 (12.57m/-1.85)
foul, foul, 41-3	
10. Yolanda Taylor, Kansas	40- 6 3/4 (12.36m/-2.78)
39-1, 39-10 3/4, 40-6 3/4	
11. Marci Payne, Idaho State	40- 3 1/2 (12.28m/-2.19)
40-3 1/2, 40-2 3/4, 39-1	
12. Laketa Ziegler, Auburn	40- 1 1/4 (12.22m/-5.11)
38-11, 40-1 1/4, 39-3 1/4	

### NON-QUALIFIERS

Gaylene Ames, San Diego State	39- 6 (12.04m/+0.17)
39-4, foul, 39-6	
Gretchen Jiles, Nevada-Las Vegas	39- 5 (12.01m/+1.73)
38-3 1/2, foul, 39-5	
Kim Batten, Florida State	39- 4 (11.99m/+1.41)
foul, 38-11, 39-4	
Angie McKnight, San Diego State	38- 8 3/4 (11.80m/+0.74)
37-8 3/4, foul, 38-8 3/4	



Women's Triple Jump Qualifying  
2-2-2-2

Brenda McDonald, Auburn	38- 6	(11.73m/-3.05)
37-5 3/4, 38-6, foul		
Meledy Smith, Texas Southern	35- 2	(10.72m/-3.37)
foul, foul, 35-2		
Angela Goodman, Purdue	no mark	
foul, foul, foul		

FINAL RESULTS

1. Sheila Hudson, California 45-8w (13.92m/+3.74)  
43-5(+1.20), 44-5 1/2w, 44-1 1/4w, foul, 45-8w, 45-5w
2. Wendy Brown, Southern California 44-5 1/2w (13.55m/+2.77)  
42-0 1/2(+1.79), foul, 43-10 3/4w, 44-5 1/2w, foul, foul
3. Yvette Bates, Southern California 44-2 3/4w (13.48m/+2.32)  
43-6w, 43-11w, 43-10 1/2w, 44-2 3/4w, 43-2 1/4w, 43-11 3/4(+1.83)
4. Felicia Curry, Kansas State 42-8 1/4w (13.01m/+3.42)  
41-10w, 42-8 1/4w, 42-6 1/4w, 41-10 3/4w, 41-7 3/4w, foul
5. Nena Gage, George Mason 42-6 3/4w (12.97m/+2.41)  
42-2 3/4(+1.99), 40-3 1/2w, foul, 39-10 1/2w, foul, 42-6 3/4w
6. Lavern Clarke, Oklahoma State 42-5 1/2w (12.94m/+2.16)  
41-6 1/2, 42-0 3/4(+1.70), 41-5 1/4w, 41-0 1/4w, 39-10 3/4w, 42-5 1/2w
7. Flora Hyacinth, Alabama 42-3 1/2 (12.89m/+1.28)  
42-0 1/2w, 41-10 1/2w, 41-11 1/2w, 42-3 1/2, 42-3 1/4w, 38-9 3/4w
8. Diana Wills, Army 41-6 1/2w (12.66m/+4.66)  
39-9 1/4, 41-2 1/4(+1.94), 41-4 1/4w, 40-10 1/2w, 41-6 1/2w, 41-1w
9. Julie Lewis, Louisiana State 40- 9w (12.42m/+4.46)  
40-3 1/2w, foul, 40-9w
10. Yolanda Taylor, Kansas 40- 8 1/4 (12.40m/+1.25)  
39-11 1/2, 40-8 1/4, 39-11 1/4
11. Marci Payne, Idaho State 40- 7w (12.37m/+3.71)  
39-10w, 39-2 1/2w, 40-7w
12. Laketa Ziegler, Auburn 38- 9 3/4 (11.83m/+0.77)  
37-11 1/2, 36-1 1/4, 38-9 3/4

TEAM SCORING AFTER THIS EVENT: Louisiana State 61, UCLA 58, Oregon 45, Arizona State 40, Nebraska 34, Alabama 31, Southern California 29, Texas 27

QUOTING HUDSON: "I didn't want to wait 'till the last jump to win it. All my jumps were easy today and the winning one felt real strong. It took the pressure off early to have some good jumps early. I didn't with want to leave here without a NCAA title. The crowd here is always friendly and encouraging and that really helps. I was feeling the pressure from Wendy (Brown) and Yvette (Bates) the whole time."

NCAA MEN'S AND WOMEN'S OUTDOOR TRACK AND FIELD CHAMPIONSHIPS  
Hayward Field -- University of Oregon  
Eugene, Ore. -- June 1-4, 1988

WOMEN'S SHOT PUT  
(Trials-Final: Saturday, 1:45 p.m.)

World Record ----- (22.63) 74-3, Natalya Lisovskaya, Soviet Union, 1987  
American Record ----- (19.57) 64-2 1/2, Ramona Pagel, Mazda Track Club, 1988  
Collegiate Record ----- (18.99) 62-3 3/4, Meg Ritchie, Arizona, 1983  
NCAA Meet Record ----- (17.54) 57-6 1/2, Regina Cavanaugh, Rice, 1986  
Hayward Field Record --- (18.63) 61-1 1/2, Ramona Pagel, Mazda TC, 1986  
Trials Qualifying ----- (15.85) 52-0  
Olympic Qualifying ----- (16.90) 55-5 1/2

Top 1987 Scorers (Returnees in CAPS) -- 1. Regina Cavanaugh, Rice, 56-10 3/4; 2. Pinkie Suggs, Kansas State, 54-10 3/4; 3. Debbie St. Phard, Princeton, 54-4 3/4; 4. Carla Garrett, Arizona, 54-3 3/4; 5. Diana Clements, USC, 53-0; 6. Karen Buchanan, Kansas, 52-3 3/4; 7. Cheryl Klein, Houston, 51-7; 8. PATTY PURPUR, Stanford, 50-10.

Other Returning Placewinners -- 1986: 10. Jennifer Ponath, Washington, 50-4 1/2. 1984: 11. Jennifer Ponath, Washington, 49-2.

\*\*\*\*\*

FINAL RESULTS

1. Jennifer Ponath, Washington	54- 4 1/2 (16.57m)
52-3 1/4, 51-9 1/4, 54-4 1/2, foul, 52-8, foul	
2. Shirley Ross, Washington	51- 6 1/2 (15.71m)
46-8 3/4, 48-5 1/2, foul, 51-6 1/2, 49-10, 49-9 3/4	
3. Patty Purpur, Stanford	51- 5 (15.67m)
46-3 1/4, foul, 49-2 1/4, 47-9 1/4, 51-5, foul	
4. Sonya Payne, Michigan	50- 0 (15.24m)
foul, 46-9, 50-0, 43-10 1/2, 46-0 1/2, foul	
5. Meg Jones, Washington	49- 7 1/4 (15.12m)
49-1 3/4, 48-7 1/4, 49-7 1/4, 49-7 1/4, foul, foul	
6. Colleen Rosensteel, Florida	49- 6 1/4 (15.09m)
49-6 1/4, foul, 49-1, foul, foul, foul	
7. Deborah Smith, Illinois	49- 4 1/2 (15.05m)
47-10 3/4, 46-11 1/2, 49-1, 49-4 1/2, 47-9, foul	
8. Melanie Herrera, Augsburg	48-11 (14.91m)
46-0 3/4, 46-6, 48-11, 44-11, 47-4 1/2, 45-11 3/4	
9. Angie Ryker, Indiana	45- 9 (13.94m)
45-9, foul, 45-1 3/4	

TEAM SCORING AFTER THIS EVENT: Louisiana State 53, UCLA 48, Arizona State 34, Oregon 30, Nebraska 29, Alabama 28, Stanford 26 1/3, Washington 26

QUOTING PONATH: "I knew if I was going to impress people, I'd have to throw a PR today. That's a lot of pressure. One thing nobody knew and I wanted to keep it a secret until after the event so people wouldn't think I was making excuses is that I've had strep throat since Tuesday. I went to the emergency room Wednesday night after the discus and they prescribed some antibiotics. It's very nice I got the award despite the illness I've had all week. Now I'm just going to take it easy and get well so that I can prepare for TAC and the Olympic Trials."

# NCAA MEN'S AND WOMEN'S OUTDOOR TRACK AND FIELD CHAMPIONSHIPS

Hayward Field -- University of Oregon

Eugene, Ore. -- June 1-4, 1988

## WOMEN'S DISCUS

(Qualifying: Wednesday, 5:40 p.m.; Trials-Final: Friday, 6:05 p.m.)

World Record ----- (74.50) 244- 7, Zdenka Silhava, Czechoslovakia, 1984  
 American Record ----- (66.10) 216-10, Carol Cady, Stanford Track Club, 1986  
 Collegiate Record ----- (67.48) 221- 5, Meg Ritchie, Arizona, 1983  
 NCAA Meet Record ----- (63.96) 209-10, Leslie Deniz, Arizona State, 1983  
 Hayward Field Record --- (65.02) 213- 4, Meg Ritchie, Team Adidas, 1984  
 Trials Qualifying ----- (54.30) 178- 2  
 Olympic Qualifying ----- (57.50) 188- 8

Top 1987 Scorers (Returnees in CAPS) -- 1. LAURA LAVINE, Washington State, 184-2;  
 2. LACY BARNES, Fresno State, 182-10; 3. Toni Lutjens, UCLA, 180-3; 4. Janet Mathews,  
 Florida, 173-9; 5. COLLEEN ROSENSTEEL, Florida, 168-4; 6. Kim Kesler, California, 168-0;  
 7. Ami Jackson, Indianapolis, 167-0; 8. Teresa Williford, Louisiana State, 163-1; 9. PATTY  
 PURPUR, Stanford, 162-7.

Other Returning Placewinners -- 1986: 5. Laura Lavine, Washington State, 175-9; 8. Patty  
 Purpur, Stanford, 168-11; 1985: 2. Lacy Barnes, Fresno State, 182-1. 1984: 9. Lacy Barnes,  
 Fresno State, 170-1.

\*\*\*\*\*

## QUALIFIERS

1. Laura Lavine, Washington (178-3, 188-4, 173-9)	188- 4 (57.40m)
2. Lacy Barnes, Fresno State (184-6, pass, pass)	184- 6 (56.24m)
3. Jennifer Ponath, Washington (137-2, 169-7, 175-5)	175- 5 (53.48m)
4. Meg Jones, Washington (175-4, 153-6, 155-8)	175- 4 (53.44m)
5. Kris Larson, UCLA (171-10, 152-0, 171-5)	171-10 (52.38m)
6. Tracie Millett, UCLA (foul, 156-11, 171-8)	171- 8 (52.32m)
7. Claudia Paris, Southern Cal (161-2, 164-10, 168-10)	168-10 (51.46m)
8. Patty Purpur, Stanford (167-5, 163-1, 167-7)	167- 7 (51.08m)
9. Beth Manson, Bowling Green State (139-6, foul, 162-2)	162- 2 (49.44m)
10. Kelly Abernathy, Kansas State (foul, 156-8, 160-6)	160- 6 (48.92m)
11. Michelle Brotherton, Arizona (foul, 159-11, 159-1)	159-11 (48.74m)
12. Colleen Rosensteel, Florida (155-5, foul, foul)	155- 5 (47.38m)

## NON-QUALIFIERS

Jean Monter, Nebraska (foul, 153-10, foul)	153-10 (46.90m)
Angie Ryker, Indiana (foul, foul, 153-6)	153- 6 (46.78m)
Sherry Deckard, Northeast Louisiana (foul, 152-1, foul)	152- 1 (46.36m)
China Blockton, Fresno State (foul, 148-6, 151-10)	151-10 (46.28m)

# NCAA MEN'S AND WOMEN'S OUTDOOR TRACK AND FIELD CHAMPIONSHIPS

Hayward Field -- University of Oregon

Eugene, Ore. -- June 1-4, 1988

## WOMEN'S DISCUS

(Trials-Final: Friday, 6:05 p.m.)

World Record ----- (74.50) 244- 7, Zdenka Silhava, Czechoslovakia, 1984  
 American Record ----- (66.10) 216-10, Carol Cady, Stanford Track Club, 1986  
 Collegiate Record ----- (67.48) 221- 5, Meg Ritchie, Arizona, 1983  
 NCAA Meet Record ----- (63.96) 209-10, Leslie Deniz, Arizona State, 1983  
 Hayward Field Record --- (65.02) 213- 4, Meg Ritchie, Team Adidas, 1984  
 Trials Qualifying ----- (54.30) 178- 2  
 Olympic Qualifying ----- (57.50) 188- 8

Top 1987 Scorers (Returnees in CAPS) -- 1. LAURA LAVINE, Washington State, 184-2;  
 2. LACY BARNES, Fresno State, 182-10; 3. Toni Lutjens, UCLA, 180-3; 4. Janet Mathews,  
 Florida, 173-9; 5. COLLEEN ROSENSTEEL, Florida, 168-4; 6. Kim Kesler, California, 168-0;  
 7. Ami Jackson, Indianapolis, 167-0; 8. Teresa Williford, Louisiana State, 163-1; 9. PATTY  
 PURPUR, Stanford, 162-7.

\*\*\*\*\*

## FINAL RESULTS

1. Laura Lavine, Washington State	188- 1 (57.34m)
177-7, 181-0, 183-7, foul, 174-2, 188-1	
2. Lacy Barnes, Fresno State	185- 4 (56.48m)
170-1, 185-4, foul, 172-11, 185-2, 182-7	
3. Tracie Millett, UCLA	180- 5 (55.00m)
168-11, 180-5, 163-5, foul, 162-5	
4. Kris Larson, UCLA	178- 1 (54.28m)
169-7, 178-1, 177-2, 168-4, 159-3, 177-2	
5. Colleen Rosensteel, Florida	177- 9 (54.18m)
177-9, 164-10, 167-8, 166-5, foul, 171-10	
6. Patty Purpur, Stanford	171-10 (52.38m)
171-10, 164-5, 163-2, 164-4, 162-5, 162-3	
7. Jennifer Ponath, Washington	170-11 (52.10m)
164-10, 167-10, foul, foul, 170-11, 167-5	
8. Beth Manson, Bowling Green State	168- 4 (51.32m)
164-0, foul, 168-4, 166-1, 151-3, 161-11	
9. Meg Jones, Washington	163- 0 (49.68m)
163-0, foul, foul	
10. Michelle Brotherton, Arizona	158- 1 (48.18m)
135-8, 158-1, 157-4	
11. Claudia Paris, Southern California	154- 1 (46.98m)
153-0, 154-1, 148-1	
12. Kelly Abernathy, Kansas State	151- 3 (46.10m)
foul, 151-3, foul	

TEAM SCORES AFTER THIS EVENT: Louisiana State 35, UCLA 32, Nebraska 24, Oregon 17,  
 Villanova 17, Arizona State 16, Southern California 13, Purdue 12 1/3, Stanford 12 1/2

QUOTING LAVINE: "I kept saying to myself I was going to give 100 percent and not give up.  
 The top four or five weren't that far apart. When the guy (announcer) said 'for her last  
 throw,' I just said 100 percent, 100 percent, 100 percent, and I just threw it. I kept  
 thinking back to last year. I kept thinking, 'you know, I've been in this position  
 before.' I think I perform better when I am an underdog and I guess that would seem to  
 show."

NCAA MEN'S AND WOMEN'S OUTDOOR TRACK AND FIELD CHAMPIONSHIPS  
Hayward Field -- University of Oregon  
Eugene, Ore. -- June 1-4, 1988

WOMEN'S JAVELIN

(Qualifying: Thursday, 5:30 p.m.; Trials-Final: Saturday, 12:15 p.m.)

World Record ----- (78.90) 258-10, Petra Felke, East Germany, 1987  
American Record ----- (69.32) 227- 5, Kate Schmidt, Pacific Coast Club, 1977  
Collegiate Record ----- (64.44) 211- 5, Karin Smith, Cal Poly-SLO, 1981  
NCAA Meet Record ----- (63.02) 206- 9, Karin Smith, Cal Poly-SLO, 1982  
Hayward Field Record --- (66.58) 218- 5, Anna Verouli, Greece, 1982  
Trials Qualifying ----- (53.20) 174- 6  
Olympic Qualifying ----- (56.50) 185- 4

Top 1987 Scorers (Returnees in CAPS) -- 1. Laverne Eve, Louisiana State, 182-5; 2. Helena Uusitalo, Washington, 182-0; 3. Meg Warren, Appalachian State, 177-1; 4. HUI-CHEN LEE, Brigham Young, 171-10; 5. Shaney Coe, Washington State, 171-10; 6. JANE WOODHEAD, Tennessee, 168-8; 7. JULIA SOLO, Virginia, 167-8; 8. JILL SMITH, Oregon, 159-10.

\*\*\*\*\*

QUALIFIERS

1. Nicki Nye, Texas	175- 5 (53.48m)
152-7, 175-5, pass	
2. Jill Smith, Oregon	171- 6 (52.28m)
168-4, 171-5, 171-6	
3. Shelly Sanford, Washington	169- 7 (51.68m)
169-7, pass, pass	
4. Teri Okelberry, Weber State	168-11 (51.50m)
151-3, 156-3, 168-11	
5. Sherrie MacKinney, North Carolina	164- 6 (50.14m)
foul, 164-5, 164-6	
6. Julia Solo, Virginia	160- 7 (48.96m)
156-1, 160-7, 160-4	
7. Erica Wheeler, Stanford	160- 5 (48.90m)
160-5, 145-0, 159-7	
8. Anne Bolyard, Ohio	159- 8 (48.69m)
135-11, 142-11, 159-8	
9. Hui-Chen Lee, Brigham Young	157- 8 (48.06m)
157-8, 148-1, foul	
10. Solvi Nybu, Florida	157- 6 (48.00m)
148-0, 148-0, 157-6	
11. Cheryl Coker, Louisiana State	155- 1 (47.28m)
146-7, 149-7, 155-1	
12. Brooke Allen, Oregon	150- 3 (45.80m)
foul, 150-3, 139-10	

NON-QUALIFIERS

13. Jane Woodhead, Tennessee	149- 2 (45.48m)
146-3, 149-2, 135-7	
14. Paula Berry, Oregon	134- 1 (40.88m)
119-9, 134-1, 129-0	

NCAA MEN'S AND WOMEN'S OUTDOOR TRACK AND FIELD CHAMPIONSHIPS  
Hayward Field -- University of Oregon  
Eugene, Ore. -- June 1-4, 1988

WOMEN'S JAVELIN

(Trials-Final: Saturday, 12:15 p.m.)

World Record ----- (78.90) 258-10, Petra Felke, East Germany, 1987  
American Record ----- (69.32) 227- 5, Kate Schmidt, Pacific Coast Club, 1977  
Collegiate Record ----- (64.44) 211- 5, Karin Smith, Cal Poly-SLO, 1981  
NCAA Meet Record ----- (63.02) 206- 9, Karin Smith, Cal Poly-SLO, 1982  
Hayward Field Record --- (66.58) 218- 5, Anna Verouli, Greece, 1982  
Trials Qualifying ----- (53.20) 174- 6  
Olympic Qualifying ----- (56.50) 185- 4

Top 1987 Scorers (Returnees in CAPS) -- 1. Laverne Eve, Louisiana State, 182-5; 2. Helena Uusitalo, Washington, 182-0; 3. Meg Warren, Appalachian State, 177-1; 4. HUI-CHEN LEE, Brigham Young, 171-10; 5. Shaney Coe, Washington State, 171-10; 6. JANE WOODHEAD, Tennessee, 168-8; 7. JULIA SOLO, Virginia, 167-8; 8. JILL SMITH, Oregon, 159-10.

\*\*\*\*\*

FINAL RESULTS

1. Jill Smith, Oregon	180- 8 (55.08m)
168-6, 172-3, 168-0, 176-10, 180-8, 172-11	
2. Erica Wheeler, Stanford	179-10 (54.82m)
162-6, 177-3, 169-4, 173-11, 178-5, 179-10	
3. Cheryl Coker, Louisiana State	179- 1 (54.58m)
166-2, foul, 179-1, 165-6, 166-7, 164-2	
4. Nicki Nye, Texas	176- 4 (53.76m)
173-4, 172-9, 176-4, 168-10, 166-2, foul	
5. Sherrie MacKinney, North Carolina	172- 9 (52.66m)
140-4, 172-9, 135-3, 153-2, 164-7, 168-1	
6. Brooke Allen, Oregon	171- 4 (52.22m)
160-3, 171-4, foul, foul, foul, foul	
7. Shelly Sanford, Washington	171- 2 (52.18m)
171-2, 166-1, foul, 162-8, 160-6, 156-7	
8. Julia Solo, Virginia	166- 4 (50.70m)
164-0, foul, 166-4, foul, 156-7, foul	
9. Teri Okelberry, Weber State	164- 0 (49.98m)
164-0, 155-8, 153-4	
10. Solvi Nybu, Florida	158- 4 (48.26m)
146-4, 158-4, 157-9	
11. Anne Bolyard, Ohio	156- 9 (47.78m)
foul, 156-4, 156-9	
12. Hui-Chen Lee, Brigham Young	154- 6 (47.10m)
foul, 154-6, 151-0	

TEAM SCORING AFTER THIS EVENT: Louisiana State 41, UCLA 32, Oregon 30, Nebraska 29, Arizona State 24, Morgan State 22, Stanford 20 1/3, Villanova 17

QUOTING SMITH: "I really had a good practice yesterday and was able to work some things out. The victory was a sweet taste. I still have the Trials to train for, though. I thought I had a chance to take it if I threw the way that I am capable of. It's a great feeling. It hasn't sunk in yet. On my winning throw, I didn't feel anything. When you don't feel anything, then you know it's a good throw."

# NCAA MEN'S AND WOMEN'S OUTDOOR TRACK AND FIELD CHAMPIONSHIPS

Hayward Field -- University of Oregon

Eugene, Ore. -- June 1-4, 1988

## WOMEN'S HEPTATHLON

(First Day: Wednesday, 1:00 p.m.)

World Record -----	7,158, Jackie Joyner-Kersey, United States, 1986
American Record -----	7,158, Jackie Joyner-Kersey, World Class AC, 1986
Collegiate Record -----	6,718, Jackie Joyner, UCLA, 1985
NCAA Meet Record -----	6,390, Jackie Joyner, UCLA, 1983
Hayward Field Record -----	6,230, Jane Frederick, Athletics West, 1986
Trials Qualifying -----	5,425
Olympic Qualifying -----	5,700 (5,750)

Top 1987 Scorers (Returnees in CAPS) -- 1. Jolanda Jones, Houston, 6,068; 2. Eva Karblom, Brigham Young, 5,965; 3. Cathy Tyree, Purdue, 5,855; 4. Heidi Mann, Florida, 5,784; 5. WENDY BROWN, Southern Cal, 5,681; 6. Kym Carter, Louisiana State, 5,460; 7. Erin Dougherty, Arizona, 5,426; 8. Carmel Major, Boise State, 5,368.

\*\*\*\*\*

### EVENT NUMBER 1 100-METER HURDLES

	<u>Time</u>	<u>Event Points</u>	<u>Total Points</u>
1. Jamie McNeair, Purdue	:14.27	941	941 (1)
2. Laura Kirkham, Indiana	:14.37	927	927 (2)
3. Teri LeBlanc, Missouri	:14.47	913	913 (3)
4. Rhonda Phillips, Louisiana State	:14.51	907	907 (4)
5. Crystal Young, Boise State	:14.57	899	899 (5)
6. Wendy Brown, Southern Cal	:14.60	895	895 (6)
7. Angela King, Alabama-Birmingham	:15.22	813	813 (7)
8. Clare Look, Marquette	:15.34	797	797 (8)
9. Ann O'Connor, Kansas	:15.68	754	754 (9)

Heat One (Wind: +2.61) -- Kirkham, :14.37; LeBlanc, :14.47; Look, :15.34. Heat Two (Wind: +4.02, over allowable) -- Brown, :14.60; King, :15.22; O'Connor, :15.58. Heat Three (Wind: +2.59) -- McNeair, :14.27; Phillips, :14.51; Young, :14.57.

### EVENT NUMBER 2 HIGH JUMP

	<u>Height</u>	<u>Event Points</u>	<u>Total Points</u>
1. Wendy Brown, Southern Cal	5-10 (1.78m)	953	1848 (1)
Ann O'Connor, Kansas	5-10 (1.78m)	953	1707 (6)
3. Teri LeBlanc, Missouri	5- 8 3/4 (1.75m)	916	1829 (2)
Clare Look, Marquette	5- 8 3/4 (1.75m)	916	1713 (5)
5. Crystal Young, Boise State	5- 6 1/2 (1.69m)	842	1741 (4)
Jamie McNeair, Purdue	5- 6 1/2 (1.69m)	842	1783 (3)
7. Angela King, Alabama-Birmingham	5- 5 1/4 (1.66m)	806	1619 (9)
8. Rhonda Phillips, Louisiana State	5- 4 1/4 (1.63m)	771	1678 (8)
Laura Kirkham, Indiana	5- 4 1/4 (1.63m)	771	1698 (7)

Women's Heptathlon, First Day  
2-2-2-2-2

EVENT NUMBER 3

SHOT PUT

	<u>Distance</u>	<u>Event Points</u>	<u>Total Points</u>
1. Crystal Young, Boise State	45-11 1/4 (14.00m)	794	2535 (2)
2. Wendy Brown, Southern Cal	43- 3 3/4 (13.21m)	741	2589 (1)
3. Laura Kirkham, Indiana	38- 3 1/4 (11.66m)	639	2337 (5T)
4. Ann O'Connor, Kansas	37-10 (11.53m)	630	2337 (5T)
5. Jamie McNeair, Purdue	36- 9 1/2 (11.21m)	609	2392 (4)
6. Clare Look, Marquette	35- 6 1/2 (10.83m)	584	2297 (7)
7. Teri LeBlanc, Missouri	34- 7 1/2 (10.56m)	566	2395 (3)
8. Angela King, Alabama-Birmingham	33- 8 3/4 (10.28m)	548	2167 (9)
9. Rhonda Phillips, Louisiana State	33- 5 3/4 (10.20m)	543	2221 (8)

EVENT NUMBER 4

200-METER DASH

	<u>Time</u>	<u>Event Points</u>	<u>Total Points</u>
1. Teri LeBlanc, Missouri	:24.50	933	3328 (3)
2. Jamie McNeair, Purdue	:24.60	924	3316 (4)
3. Rhonda Phillips, Louisiana State	:24.91	895	3116 (6)
4. Laura Kirkham, Indiana	:25.05	882	3219 (5)
5. Wendy Brown, Southern Cal	:25.11	877	3466 (1)
6. Angela King, Alabama-Birmingham	:25.17	871	3038 (9)
7. Crystal Young, Boise State	:25.38	852	3387 (2)
8. Clare Look, Marquette	:26.27	774	3071 (7)
9. Ann O'Connor, Kansas	:26.78	730	3067 (8)

Heat One (Wind: +0.87) -- Phillips, :24.91; Look, :26.27; O'Connor, :26.78. Heat Two (Wind: +1.34) -- LeBlanc, :24.50; King, :25.17; Young, :25.38. Heat Three (Wind: +1.13) -- McNeair, :24.60; Kirkham, :25.05; Brown, :25.11.

FIRST-DAY POINT STANDINGS

1. Wendy Brown, Southern Cal	3,466
2. Crystal Young, Boise State	3,387
3. Teri LeBlanc, Missouri	3,328
4. Jamie McNeair, Purdue	3,316
5. Laura Kirkham, Indiana	3,219
6. Rhonda Phillips, Louisiana State	3,116
7. Clare Look, Marquette	3,071
8. Ann O'Connor, Kansas	3,067
9. Angela King, Alabama-Birmingham	3,038



NCAA MEN'S AND WOMEN'S OUTDOOR TRACK AND FIELD CHAMPIONSHIPS  
Hayward Field -- University of Oregon  
Eugene, Ore. -- June 1-4, 1988

WOMEN'S HEPTATHLON  
(Second Day: Thursday, 1:00 p.m.)

World Record ----- 7,158, Jackie Joyner-Kersey, United States, 1986  
American Record ----- 7,158, Jackie Joyner-Kersey, World Class AC, 1986  
Collegiate Record ----- 6,718, Jackie Joyner, UCLA, 1985  
NCAA Meet Record ----- 6,390, Jackie Joyner, UCLA, 1983  
Hayward Field Record ----- 6,230, Jane Frederick, Athletics West, 1986  
Trials Qualifying ----- 5,425  
Olympic Qualifying ----- 5,700 (5,750)

Top 1987 Scorers (Returnees in CAPS) -- 1. Jolanda Jones, Houston, 6,068; 2. Eva Karblom, Brigham Young, 5,965; 3. Cathy Tyree, Purdue, 5,855; 4. Heidi Mann, Florida, 5,784; 5. WENDY BROWN, Southern Cal, 5,681; 6. Kym Carter, Louisiana State, 5,460; 7. Erin Dougherty, Arizona, 5,426; 8. Carmel Major, Boise State, 5,368.

\*\*\*\*\*

EVENT NUMBER 5

LONG JUMP

	Distance	Event Points	Total Points
1. Wendy Brown, Southern Cal	20- 3 1/2 (6.18m/+0.03)	905	4371 (1)
2. Laura Kirkham, Indiana	19- 5 3/4 (5.94m/-3.29)	831	4050 (5)
3. Clare Look, Marquette	18- 8 (5.69m/+0.98)	756	3827 (6)
4. Jamie McNeair, Purdue	18- 6 3/4 (5.66m/-1.60)	747	4063 (4)
5. Teri LeBlanc, Missouri	18- 5 1/2 (5.63m/+3.54)	738	4066 (3)
6. Crystal Young, Boise State	18- 3 1/4 (5.57m/+2.51)	720	4107 (2)
7. Angela King, Alabama-Birmingham	17- 0 3/4 (5.20m/+3.35)	614	3652 (9)
8. Ann O'Connor, Kansas	16-11 1/2 (5.17m/+1.68)	606	3673 (8)
9. Rhonda Phillips, Louisiana State	16- 8 3/4 (5.10m/-1.25)	587	3703 (7)

EVENT NUMBER 6

JAVELIN

	Distance	Event Points	Total Points
1. Wendy Brown, Southern Cal	141- 0 (42.98m)	725	5096 (1)
2. Crystal Young, Boise State	139-10 (42.64m)	718	4825 (2)
3. Jamie McNeair, Purdue	124- 6 (37.96m)	628	4691 (3)
4. Ann O'Connor, Kansas	114- 1 (43.78m)	567	4240 (6)
5. Teri LeBlanc, Missouri	107- 9 (32.84m)	531	4597 (4)
6. Laura Kirkham, Indiana	92- 7 (28.24m)	443	4493 (5)
7. Rhonda Phillips, Louisiana State	89-10 (27.40m)	427	4130 (7)
8. Angela King, Alabama-Birmingham	89- 5 (27.26m)	425	4077 (8)
9. Clare Look, Marquette	No Legal Mark	0	3827 (9)

EVENT NUMBER 7

800-METER RUN

	Time	Event Points	Total Points
1. Rhonda Phillips, Louisiana State	2:14.23	904	5034 (6)
2. Jamie McNeair, Purdue	2:14.59	899	5590 (3)
3. Clare Look, Marquette	2:17.62	856	4683 (9)
4. Crystal Young, Boise State	2:19.26	834	5659 (2)
5. Angela King, Alabama-Birmingham	2:21.49	803	4880 (8)
6. Teri LeBlanc, Missouri	2:22.86	785	5382 (4)
7. Laura Kirkham, Indiana	2:24.15	768	5261 (5)
8. Ann O'Connor, Kansas	2:31.02	680	4920 (7)
9. Wendy Brown, Southern Cal	2:37.24	605	5701 (1)

Women's Heptathlon, Second Day  
2-2-2-2-2

HEPTATHLON FINAL RESULTS

<u>Name-School</u>	<u>Points</u>
1. Wendy Brown, Southern California	5,701
2. Crystal Young, Boise State	5,659
3. Jamie McNeair, Purdue	5,590
4. Teri LeBlanc, Missouri	5,382
5. Laura Kirkham, Indiana	5,261
6. Rhonda Phillips, Louisiana State	5,034
7. Ann O'Connor, Kansas	4,920
8. Angela King, Alabama-Birmingham	4,880
9. Clare Look, Marquette	4,683

TEAM SCORING AFTER THIS EVENT: Cal State-Los Angeles 10, Southern California 10, Wisconsin 8, Boise State 8, California 6, Purdue 6, North Carolina State 5, Missouri 5, Alabama 4, Indiana 4, Stanford 3, Louisiana State 3, Yale 2, Kansas 2, Minnesota 1, Alabama-Birmingham 1

QUOTING BROWN: "The weather at the end made it difficult to compete. I knew I just had to finish the race to win. I wanted to run a little faster but I wasn't going for a great time, I just wanted to have a nice, easy race. I haven't been training for the 800 meters, plus the rain made it tougher. All in all, I am happy with the results. The time schedule worked out real well today so competing in the open triple jump didn't bother me."

NCAA MEN'S AND WOMEN'S OUTDOOR TRACK AND FIELD CHAMPIONSHIPS  
Hayward Field -- University of Oregon  
Eugene, Ore. -- June 1-4, 1988

WOMEN'S RECORDS

COLLEGIATE

3,000 Meters -- 8:47.35, Vicki Huber, Villanova (8:49.64, Cathy Branta, Wisconsin, 1985)

10,000 Meters -- 32:28.57, Sylvia Mosqueda, Cal State-Los Angeles (32:32.75, Stephanie Herbst, Wisconsin, 1986)

NCAA MEET

3,000 Meters -- 8:47.35, Vicki Huber, Villanova (8:54.41, Huber, 1987)

5,000 Meters -- 15:38.47, Annette Hard, Oregon (15:39.38, PattiSue Plumer, Stanford, 1984)

10,000 Meters -- 32:28.57, Sylvia Mosqueda, Cal State-Los Angeles (32:32.75, Stephanie Herbst, Wisconsin, 1986)

100-Meter Hurdles -- :12.82, Lynda Tolbert, Arizona State (:12.84, Benita Fitzgerald, Tennessee, 1983)

HAYWARD FIELD

100-Meter Hurdles -- :12.82, Lynda Tolbert, Arizona State (:12.90, Stephanie Hightower, Ohio State, 1980)

4x100-Meter Relay -- :43.58, (Arizona State) Lynda Tolbert, Tamika Foster, Maicel Malone, Jacinta Bartholomew (:43.72, Florida, 1984)

# It's all set, rain or showers



Kansas athletes Yolanda Taylor and Ann O'Conner were prepared at their Tuesday workout; they better be today, too

## NCAA meet opens with UCLA picked for a sweep of titles

By SHANNON FEARS  
The Register-Guard

Track and field athletes and fans from across the nation have arrived in Eugene this week, looking for the things that make this area famous. Apparently, they'll get two for the price of one today when they attend the opening of the NCAA championships at Hayward Field.

First, they'll get track and field at one of the high shrines of the sport. But they'll also get wet, according to the National Weather Service, which has forecast a 90 percent chance of rain turning to showers today, with a high temperature in the low 60s.

According to a National Weather Service spokesman, the current weather pattern isn't likely to break until Sunday, the day after the

**1988 TRACK & FIELD CHAMPIONSHIPS**  
JUNE 14 HAYWARD FIELD

meet concludes. But the precipitation will be in the form of scattered showers, an improvement over the steady rain forecast for overnight Tuesday.

"It would be a shame to see it rain for the next four days," Oregon men's Coach Bill Dellinger said Tuesday. "I think that will affect the attendance and certainly some of the performances."

The show must go on, however, and there are few places as heritage-rich as Hayward Field, which is sporting a new track and renovated east grandstand as the first salvo in a \$2 million refurbishing project.

The action gets under way at 1 p.m. today and concludes about 8:45 tonight. (A revised meet schedule is listed on page 5C.)

Only one final, the women's 10,000, will be contested today. The heptathlon begins with the first four events, while qualifying will be conducted in eight men's events and eight women's events.

UCLA is a heavy favorite in the men's meet and a slight favorite in the women's meet, according to form charts compiled for The Register-Guard (also on page 5C).

The Bruin men were victorious in Baton Rouge, La., last year, piling up 81 points to runner-up Texas' 28, a record winning margin in an NCAA meet. Thirty-three of those points graduated, but UCLA has considerable depth in the sprints with Danny Everett, Henry Thomas and Mike Marsh, who tore up the Pac-10 meet two weeks ago with amazing times, and in the 400 hurdles with Kevin

staff photo by George Miller

Turn to WEATHER, Page 5C

# WEATHER

Continued from Page 1C

Young. The Bruins are expected to sweep both relays and brush aside team challenges from Southwest Conference powerhouses Texas and Arkansas.

Oregon is aiming for a top-10 finish in the men's side of the meet, with horizontal jumper Latin Berry, thrower Jose deSouza, vaulter Jay Davis and hammer thrower Eric Finch expected to crack the scoring column. The Duck men, who have nine entrants overall (only three of them on the track), are hoping to improve upon last year's 14 points and 21st-place finish, the team's worst placing since 1950.

The other Oregon men who qualified are Eric Peterson in the 1,500, Seth Simonds in the 3,000 steeplechase, Brad Hudson in the 10,000, Scott McGee in the hammer throw and Jim Mours in the pole vault.

UCLA's women will be led by the incomparable Gail Devers, who is favored to win the 100, 100 hurdles (in which she is co-American record holder) and long jump, as well as anchoring both relays if necessary. And it may be: The Register-Guard's form chart, compiled by Jack Pfeiffer of The Baltimore Sun, has UCLA nipping Texas by a point, with five more teams — including Oregon and Washington — within six points of the Bruins.

"Last time I was the favorite (1985), I lost to Oregon in Texas," said UCLA women's Coach Bob Kersee. "Here we are favored over Texas in Oregon. Maybe poetic justice will be there for us."

Oregon will be within striking distance in the women's race, thanks largely to distance runners Annette Hand, Penny Graves and Liz Wilson, high jumper Camille Jampolsky and javelin thrower Jill Smith.

The Ducks have eight women qualified overall; the others are long jumper Julie Goodrich and javelin throwers Brooke Allen and Paula Berry.

"I haven't had time to be nervous," said Duck women's Coach Tom Heinonen on Tuesday, "but when I do think about it, I get scared. In a meet this tight, there's no telling what will happen. There's so many good athletes, it's impossible to predict the way you would a dual meet."

As always, the meet will be filled with the cream of America's rising tide of exceptional young athletes, plus a number of outstanding resident foreigners. The absence of some who have skipped this college season to prepare for the Summer Olympics will not have a devastating effect.

Apart from UCLA's stable of sprinters, top athletes include LSU freshman discus thrower John Nichols (205-1), thrice a breaker of the American junior record this spring; Mississippi State's Lorenzo Daniel (19.93) and Houston's Joe DeLoach (19.88), the first- and fourth-fastest 200-meter sprinters in U.S. collegiate history; Canadian Atlee Mahorn of Cal, challenger to Daniel and DeLoach in the

200 and ranked fourth in the world in that event in '88; and long jumper Eric Metcalf of Texas, No. 8 on the all-time college list.

Also watch for Virginia freshman Paul Ereng, the latest in a long and distinguished line of Kenyans to compete in this country, who will be favored in the 800; and Joe Falcon of Arkansas in the 1,500, probably America's brightest distance hope for the future.

The women's side of the meet is equally blessed. LSU brings 400 hurdler Schowonda Williams, one of only four Americans in this meet to take part in last summer's World Championships in Rome and the No. 3 all-time collegian in that event. Another who was in Rome was LaVonna Martin, who will duel Devers here in the 100 hurdles.

Also in the women's field are No. 5 all-time collegiate discus thrower Lacy Barnes (204-1) of Fresno State; Villanova distance sensation Vicki Huber, who will run the 3,000 here and later this year will be a leading contender to make the U.S. Olympic team at that distance; Jennifer Pionath of Washington, the dominant shot thrower on the American college scene, who may lead a 1-2-3 Husky sweep of the event; and Sheila Hudson of Cal, the American record holder in the triple jump.

Oregon fans may see the weather play right into the Ducks' hands, but the schedule could be even more influential. In several events, the number

of athletes who had met the NCAA qualification standard was too small to require qualifying rounds or heats. And when final declarations were made Sunday night, the fields in some other events were again reduced.

As a result, eight more events have been reduced to finals only. For the men, these are the discus, triple jump, 5,000 and 4x400 relay. For the women, it will be finals only in the 3,000, shot put, 1,500 and 5,000.

Oregon's women distance runners will particularly benefit from that arrangement, since Graves and Hand are doubling in the 3,000 and 5,000 and will run twice each, rather than the four times that would have been necessitated by qualifying. And Wilson, who tackles the 10,000 tonight, can come back for the 5,000 on Saturday without having to go through qualifying for the latter event Thursday.

Speaking of the 10,000, it's the lone final in today's lineup, going off at 8:10 p.m. Sylvia Mosqueda of Cal State-Los Angeles, who recently led a large portion of the U.S. women's Olympic marathon trials, will be the favorite. But also in the race are Wisconsin's Stephanie Herbst, an NCAA champion at both 5,000 and 10,000 in '86, and Cal's Kirsten O'Hara, a TAC runner-up at 10,000 in 1985. Herbst and O'Hara rank first and fourth, respectively, on the all-time U.S. collegiate list.

Oregon's Wilson, a sophomore, ran her first-ever 10,000 on the track just 11 days ago, finishing second in the Pac-10 meet.

# Tickets 'moving briskly' but weather now a worry

Compiled by The Register-Guard

General admission tickets for the NCAA track and field championships at Hayward Field went on sale Tuesday and were "moving briskly," according to Hunt Holsapple, University of Oregon Athletic Department ticket manager.

However, meet attendance will rely heavily on walk-up crowds, rather than advance purchases, a figure certain to be affected by weather conditions.

Holsapple estimated Tuesday that 1,900 reserved-seat tickets had been purchased for today's opening session, 2,000 for Thursday, 4,000 for Friday and about 5,000 for the final day on Saturday.

Seating capacity at Hayward Field is 13,250, of which 9,675 are listed as reserved seats — 4,113 in the west grandstand, 4,312 in the east grandstand, and 1,250 in the finish-line bleachers.

The athletic department ticket office at McArthur Court opens at 9 a.m. today; Hayward Field ticket offices open at 11 a.m. Reserved-seat ticket prices are \$9 each for sessions today and Thursday, and \$13 each for Friday and Saturday. General admission is \$7 for adults and \$6 for senior citizens and children (2 through high school, plus UO students) the first two days, and \$10 and \$8 on Friday and Saturday.

The attention of newcomers to Hayward Field, or those who haven't seen it since it was renovated, will undoubtedly focus on the new 400-meter oval, on the extra runways for the horizontal jumps and pole vault, and on the hammer-throw ring, now located on the site of the old softball field, all elements of the \$2 million renovation project.

However, local track fans might notice a few small changes completed in time for the NCAA meet. The discus ring has been shifted a few feet, to accommodate the meet's big throwers, who were in danger of running out of real estate on the right (northeast) side of the sector. A temporary bleacher section has been installed on the southeast corner of the track, where the proposed new weight room is to be located.

Also, the southwest bleachers, near the finish line, have been shifted because the track reconfiguration left them out of alignment. According to Steve McBride, an athletic department official, they have been moved about five feet back from the fence and 15 to 20 feet to the southeast, offering a better view of the finish line and of the infield.

Finally, NCAA officials have granted the request of Oregon officials and will not require erection of a judge's stand on the infield at the finish line. The old stand was removed prior to this season, greatly enhancing the view of the finish line from the east grandstand, but UO officials were concerned it would have to be re-installed for the NCAA meet to provide another angle for an additional photo-finish/timing device. Oregon already has such devices mounted high in the west grandstand.

Hotel and motel space in the Eugene-Springfield area is "for all intents and purposes" booked solid Thursday night and Friday night as a result of the meet, according to Carol Swaggerty, director of convention services for the Eugene-

Springfield Convention & Visitors Bureau. Generally, hotels and motels have been at 75 percent occupancy since Sunday.

The bureau has been operating a welcome booth at Mahlon Sweet Airport and at the Eugene Hilton, with information packets for arriving coaches and athletes, and the NCAA and UO have provided a complementary shuttle service from the airport, she said.

Swaggerty estimated the economic impact to the area from the athletes, coaches, officials and press corps to be more than \$800,000.

The most notable track athlete with college eligibility passing up this college season to focus on the Summer Olympics is 400 meters runner Butch Reynolds of Ohio State, third in the World Championships last year, in addition to winning the NCAA meet in that event. His brother, Jeff Reynolds, is a senior at Kansas State, where he is a two-

## NCAA NOTEBOOK

time Big Eight Conference champion in the 400. Lee McRae of Pittsburgh, 1986 champion in the men's 100, is also not competing at the college level this season to focus on the Olympics.

Other 1987 NCAA champions not competing this season, either to focus on the Olympic Trials or because of injury, are Floyd Heard of Texas A&M in the 200, Abdi Bile of George Mason in the 1,500, Dean Crowe of Boston University in the 5,000 and Dag Wennlund of Texas in the javelin. Heptathlete Jolanda Jones of Houston is also not competing.

Fourteen former NCAA champions are competing this week. Unless noted, their winning efforts came last year: Raymond Stewart, Texas Christian, 100; Joe Falcon, Arkansas, 10,000; Kevin Young, UCLA, 400 hurdles; Tom Smith, Illinois State, high jump; Eric Metcalf, Texas, long jump (1986); Kenny Harrison, Kansas State, triple jump (1986); Stefan Jonsson, Washington State, hammer. Returning women's champions are Suzy Favor, Wisconsin, 1,500; Vicki Huber, Villanova, 3,000; Stephanie Herbst, Wisconsin, 10,000 (1986); LaVonna Martin, Tennessee, 100 hurdles; Mazel Thomas, Abilene Christian, high jump; Sheila Hudson, Cal, triple jump; Laura Lavine, Washington State, discus.

Among the few competitors here who have scored in three previous NCAA meets is Oregon's Camille Jampolsky, who tied for seventh in the high jump in 1984 and was third in 1985, both efforts when she was Camille Harding and competed for Arizona. Last season, her first as a Duck, she finished second in the high jump.

Washington State, past home to such great distance stars as Gerry Lindgren, Henry Rono and Julius Korir, failed to qualify a single runner in any distance from 800 to 10,000 meters. The last time that happened was 1963, 25 years ago.

# WOMEN'S FORM CHART

## Today

**TIMES AND MARKS LISTED ARE SEASON BESTS**  
(Meet scoring 10-8-6-5-4-3-2-1)

**10,000 (8:10 p.m.)** — 1, Sylvia Masqueda, Cal State-Los Angeles, 33:01.0. 2, Stephanie Herbst, Wisconsin, 33:34.4. 3, Kirsten O'Hara, California, 33:42.0. 4, Rebecca Rivkin, Yale, 33:52.25. 5, Aisling Ryan, Arkansas, 33:37.4. 6, Carol Gray, Stanford, 33:41.8. 7, Elizabeth Brenden, Georgetown, 33:50.1. 8, Laura LaMena, Arizona State, 33:45.0. OTHERS: Beth McGrath, Cal-Irvine, 33:53.2; Janet Smith, North Carolina State, 33:55.79; Liz Wilson, Oregon, 34:17.8.

## Thursday

**HEPTATHLON (final event 6 p.m.)** — 1, Crystal Young, Boise State, 5,741. 2, Wendy Brown, Southern Cal, 5,665. 3, Teri LeBlanc, Missouri, 5,527. 4, Jamie McNeair, Purdue, 5,391. 5, Angela King, Ala.-Birmingham, 5,436. 6, Laura Kirkham, Indiana, 5,311. 7, Clare Look, Marquette, 5,310. 8, Rhonda Phillips, LSU, 5,363. OTHER: Ann O'Connor, Kansas, 5,314.

## Friday

**HIGH JUMP (2 p.m.)** — 1, Amber Welby, Idaho State, 6-2. 2, Connie Jampolsky, Oregon, 6-2 3/4. 3, Vicki Barshelm, Washington, 6-1 1/4. 4, Christina Fink-Sisniega, Arizona, 6-2 3/4. 5, Felicia Hodges, Temple, 6-0. 6, Malinda Stoff, Texas A&M, 6-1 1/4. 7, Tommy Thurmont, Nebraska, 6-2. 8, Mazel Thomas, Abilene Christian, 6-1 1/4. OTHERS: Angie Bradburn, Texas, 6-2 1/2; Tia Hensler, Purdue, 6-1 3/4; Lisa Bernhagen, Stanford, 6-1 1/4.

**200 (5:16)** — 1, Pauline Davis, Alabama, 22.76. 2, Wendy Vereen, Morgan State, 23.04 (22.83w). 3, Carlette Guldry, Texas, 23.00 (22.96w). 4, Rochelle Stevens, Morgan State, 22.97w. 5, Lisa Ford, TCU, 23.01. 6, Catena Mondie, Illinois, 23.19. 7, Bridgette Tate, Ohio State, 23.19. 8, Fallatu Ogunkoya, Mississippi State, 23.15. OTHERS: Vivienne Spence, Hampton, 23.09w; Mary Onyiah, Texas Southern, 23.22; Esther Jones, LSU, 23.25.

**LONG JUMP (5:15)** — 1, Gail Devers, UCLA, 22-2 1/2. 2, Carlette Guldry, Texas, 20-11 1/4w. 3, Claire Connor, LSU, 21-10. 4, Sheila Hudson, Cal, 21-8 3/4. 5, Meleady Smith, Texas Southern, 22-4 1/4. 6, Larinda Richardson, Missouri, 21-4 1/4w. 7, Yvette Bates, Southern Cal, 21-4. 8, Karen Kruger, Nebraska, 21-4 1/4w. OTHERS: Jeart Miles, Alabama A&M, 21-2 3/4w; Wendy Brown, Southern Cal, 21-2 1/4w; Mazel Thomas, Abilene Christian, 21-2 1/4w; Julie Goodrich, Oregon, 20-9 3/4.

**400 MURDLES (5:35)** — 1, Schowanda Williams, LSU, 56.54. 2, Victoria Fulcher, Illinois, 56.88. 3, Connie Elberbe, West Virginia, 56.95. 4, Linetta Wilson, Nebraska, 56.78a. 5, Nadeen Bridgeton, Temple, 56.69. 6, Monika Kieba, Arkansas State, 56.89. 7, Miriam Knijn, Boston University, 57.32. 8, DeDe Nathan, Indiana, 57.79. OTHERS: Jill Krzavny, North Carolina, 57.74; Jacqui Parker, Iowa State, 57.79.

**800 (6:08)** — 1, Edith Nakiyingi, Iowa State, 2:03.18. 2, Celeste Halliday, Villanova, 2:03.09. 3, Evelyn Adiru, Alabama, 2:03.74. 4, Maria Akoka, Iowa State, 2:05.24. 5, Sharon Powell, Nebraska, 2:03.61. 6, Karal Davidson, Texas, 2:04.13. 7, Michelle DiMuro, Villanova, 2:04.77. 8, Lesley Noll, Southern Cal, 2:03.30. OTHERS: Theresa Dunn, Houston, 2:03.84; Sylvia Brydson, LSU, 2:04.04.

**DISCUS (6:05)** — 1, Lacy Barnes, Fresno State, 204-1. 2, Laura Levine, Washington State, 196-2. 3, Kris Larson, UCLA, 185-6. 4, Jennifer Ponath, Washington, 179-1. 5, Calleen Rosensteel, Florida, 178-4. 6, Patty Purpur, Stanford, 170-5. 7, Katy Abernathy, Kansas State, 172-8. 8, Meg Jones, Washington, 172-7. OTHERS: Chino Blackton, Fresno State, 177-4; Claudia Paris, Southern Cal, 174-11.

**3,000 (6:40)** — 1, Vicki Huber, Villanova, 8:53.07. 2, Annette Hand, Oregon, 9:10.84. 3, Rita Delnave, UTEP, 9:08.07. 4, Penny Graves, Oregon, 9:07.86. 5, Lis Brax, UTEP, 9:11.12. 6, Kim Betz, Indiana, 9:12.33. 7, Sonia O'Sullivan, Villanova, 9:13.55. 8, Denise Bushallow, Kentucky, 9:12.1. OTHERS: Donna Donakowski, Eastern Michigan, 9:14.3; Pam Klassen, Rice, 9:18.87.

**4x100 RELAY (7:15)** — 1, Illinois (Fulcher, McClatchey, Beverly, Mondie), 43.94. 2, Arizona State (Talbert, Foster, Malone, Bartholomew), 43.90. 3, Morgan State (Vereen, Harris, Stevens, Tate), 44.44. 4, Florida State (Horton, Davis, Thompson, Curry), 44.13. 5, LSU (Bush, Ape, Worford, Jones), 44.23. 6, Texas (Galnes, Soldana, Bolden, Guldry), 44.45. 7, Texas Southern (Smith, Webber, Eselomakum, Onyiah), 45.01. 8, UCLA (Phillips, Parris, Smith, Devers), 44.68. OTHER: Oklahoma (Nichols, Burns, McNeely, Morganfield), 44.78.

## Saturday

**JAVELIN (12:15 p.m.)** — 1, Erica Wheeler, Stanford, 192-2. 2, Nikki Nye, Texas, 182-4. 3, Julia Sala, Virginia, 178-5. 4, Jill Smith, Oregon, 176-1. 5, Shelby Sanford, Washington, 180-0. 6, Sherrie MacKinnin, North Carolina, 174-8. 7, Cheryl Coker, LSU, 174-3. 8, Teri Okelberry, Weber State, 177-1. OTHERS: Jane Woodhead, Tennessee, 172-11; Brooke Allen, Oregon, 172-5; Paula Berry, Oregon, 171-9; Hui-Chen Lee, BYU, 170-11.

**400 (1:25)** — 1, Rochelle Stevens, Morgan State, 1:16.2. 2, Jeart Miles, Alabama A&M, 1:13.39. 3, Terry Dendy, George Mason, 1:22.4. 4, Denise Mitchell, Florida, 1:20.5. 5, Malcol Malone, Arizona State, 1:16.1. 6, Leslie Harrison, Texas, 1:22.4 (52.1). 7, Natasha Kaiser, Missouri, 1:20.0. 8, Angela Springer, Eastern Michigan, 1:26.9. OTHERS: Leslie Harrison, Texas, 1:22.4; Tanya McIntosh, Rice, 1:24.8.

**SHOT PUT (1:45)** — 1, Jennifer Ponath, Washington, 55-7. 2, Meg Jones, Washington, 51-0. 3, Shirley Ross, Washington, 52-6 1/2. 4, Angie Ryker, Indiana, 50-2 1/2. 5, Debbie Smith, Illinois, 51-5 1/2. 6, Patty Purpur, Stanford, 51-8 1/2. 7, Sonya Payne, Michigan, 53-4 1/2. 8, Calleen Rosensteel, Florida, 50-3 1/2. OTHER: Melanie Herrera, Augsburg College, 50-1/2.

**100 (1:58)** — 1, Gail Devers, UCLA, 11.05 (10.97w). 2, Pauline Davis, Alabama, 11.17. 3, Carlette Guldry, Texas, 11.18 (11.16w). 4, Catena Mondie, Illinois, 11.29. 5, Wendy Vereen, Morgan State, 11.35w. 6, Esther Jones, LSU, 11.39. 7, Fallatu Ogunkoya, Mississippi State, 11.40. 8, Elniy Tate, Morgan State, 11.24. OTHERS: Angela Williams, Seton Hall, 11.22w; Vivienne Spence, Hampton, 11.30w.



Annette Hand is picked to win half her double

**1,500 (2:18)** — 1, Suzy Favor, Wisconsin, 4:17.97. 2, Evelyn Adiru, Alabama, 4:15.91. 3, Sherry Hoover, Kentucky, 4:16.11. 4, Sally Smith, Purdue, 4:17.19. 5, Jasmine Jones, Tennessee, 4:18.28. 6, Buffy Rabbitt, Cal-Irvine, 4:18.38. 7, Noeleen Mullar, BYU, 4:18.63a. 8, Laura Chapel, UCLA, 4:19.71. OTHERS: Nikki Toms, Northern Arizona, 4:19.53; Rosalind Taylor, Maryland, 4:19.5.

**TRIPLE JUMP (2:30)** — 1, Sheila Hudson, California, 45-3. 2, Wendy Brown, Southern Cal, 44-7. 3, Yvette Bates, Southern Cal, 44-2 1/4w. 4, Diana Wills, Army, 43-5 1/4. 5, Lavern Clarke, Oklahoma State, 42-10 1/2. 6, Nena Gage, George Mason, 41-5 1/2 (42-7 1/2w). 7, Julie Lewis, LSU, 42-0. 8, Flora Hyacinth, Alabama, 42-7 1/2. OTHERS: Laketa Ziegler, Auburn, 42-1 1/4; Angela Goodman, Purdue, 42-4 1/4.

**100 MURDLES (2:35)** — 1, Gail Devers, UCLA, 12.61. 2, Lynda Talbert, Arizona State, 12.88. 3, LaVonna Martin, Tennessee, 12.95. 4, Jackie Humphrey, Eastern Kentucky, 13.19. 5, Tananajohn Stanley, LSU, 13.22 (13.11w). 6, Karen Nelson, Texas, 13.32w. 7, Bridgette Tate, Ohio State, 13.24w. 8, Kim Kilpatrick, Kansas State, 13.65 (13.44w). OTHERS: Schowanda Williams, LSU, 13.40 (13.25w); Mary Hawkins, Florida State, 13.2; Andrea Thompson, Florida State, 13.2.

**5,000 (3:00)** — 1, Annette Hand, Oregon, 15:34.55. 2, Sylvia Masqueda, Cal State-Los Angeles, 15:30.5. 3, Jackie Goodman, Oklahoma State, 15:56.22. 4, Penny Graves, Oregon, 16:00.45. 5, Elspeth Turner, Alabama, 16:17.68. 6, Patty Mattava, Virginia, 16:17.2. 7, Sally Ramsdale, Arkansas, 16:19.93. 8, Liz Wilson, Oregon, 16:17.58. OTHERS: Trina Leopold, Texas, 16:16.26; Tina Ljungberg, UTEP, 16:16.66; Liz Wilson, Oregon, 16:17.58.

**4x400 RELAY (5:05)** — 1, Arizona State (Holmes, Malone, Bartholomew, Foster), 3:30.40. 2, Morgan State (V. Harris, Stevens, Vereen, G. Harris), 3:31.81. 3, Texas (Roberts, Guldry, Harrison, Flowers), 3:33.10a. 4, UCLA (Parris, Knighten, Phillips, Devers), 3:32.53a. 5, Illinois (Badden, McClatchey, Baine, Mondie), 3:34.68. 6, LSU (Cunningham, Young, Babier, Brydson), 3:34.85. 7, Nebraska (Milling, Kruger, Powell, Wilson), 3:35.16. 8, Alabama (White, Hyacinth, Latham, Davis), 3:34.32a. OTHER: LSU (Babier, Ape, Worford, Jones), 3:34.85.

**PROJECTED TEAM SCORES** — UCLA 45, Texas 44, Morgan State 42, Oregon 42, Alabama 41, Washington 40, LSU 39, Illinois 34, Arizona State 31, Southern Cal 26.  
— at altitude; d—time recorded with different lineup; I—indoor; w—wind-aided.

Compiled by Jack Pfeifer, The Baltimore Sun

# MEN'S FORM CHART

## Friday

TIMES AND MARKS LISTED ARE SEASON BESTS  
(Meet scoring 10-8-4-3-2-1)

**JAVELIN (1:38 p.m.)** — 1, Chris Athanasio, Yale, 246-1. 2, Vince Labosky, Kansas State, 247-11. 3, Ken Petersen, Northeast Louisiana, 243-9. 4, Mikael Olander, Louisiana State, 243-7. 5, Jan Johansson, Washington State, 245-2. 6, Darryl Roberson, Washington, 241-3. 7, Stacy Mathiason, Alabama, 240-2. 8, Bill Parisi, Iowa, 236-10. OTHERS: Lyle Gultorv, Northeast Louisiana, 240-6; Stefan Petersson, Texas, 238-2.

**DISCUS (4:00)** — 1, John Nichols, Louisiana State, 205-1. 2, Ed Wade, Oklahoma, 198-7. 3, Jose deSouza, Oregon, 196-9. 4, Karl Niska, California, 196-10. 5, Ron Harter, Southern Illinois, 203-10. 6, Brian Blumreich, UCLA, 192-2. 7, Peter Thompson, UCLA, 192-1. 8, Glen Schneider, Stanford, 196-1.

**POLE VAULT (5:00)** — 1, Scott Huffman, Kansas, 18-6½. 2, Dean Starkey, Illinois, 18-3¼. 3, Patrick Manson, Kansas, 18-6½. 4, Monte Weller, Purdue, 18-0½. 5, Greg West, Texas A&M, 18-3¼. 6, Kelly Riley, Arkansas State, 18-0½. 7, Jay Davis, Oregon, 18-0½. 8, Malcolm Hunsaker, Brigham Young, 17-6¼. OTHERS: Tim McMichael, Oklahoma, 18-1½; Troy Smith, Arkansas, 17-10½; Roy Hix, SMU, 17-10½; Jim Mount, Oregon, 17-5½.

**200 (5:20)** — 1, Joe DeLoach, Houston, 19.98. 2, Alfie Maham, California, 20.21. 3, Mike Johnson, Baylor, 20.07. 4, Lorenzo Daniel, Mississippi State, 19.93. 5, Henry Thomas, UCLA, 20.18. 6, Danny Peebles, North Carolina State, 20.44. 7, Stanley Kerr, Texas A&M, 20.40. 8, Slip Watkins, Louisiana State, 20.62. OTHERS: Dazel Jules, Eastern Michigan, 20.1; Raymond Stewart, TCU, 20.62w.

**LONG JUMP (5:25)** — 1, Eric Metcalf, Texas, 26-10½ (27-2¼w). 2, Vernon George, Texas Southern, 26-8¼. 3, Tyrus Jefferson, Arkansas, 26-3¼ (26-7¼w). 4, Roy Humphrey, Georgetown, 26-10½. 5, Andre Ester, Northeast Louisiana, 26-9½. 6, Kenny Harrison, Kansas State, 26-2¼ (27-0w). 7, Latin Berry, Oregon, 26-¼. 8, D.D. Manns, James Madison, 26-11½. OTHERS: Ray Hawkins, Boston College, 26-½; Boris Golins, Auburn, 26-6¼; Leroy Burrell, Houston, 26-6¼w.

**400 HURDLES (5:50)** — 1, Kevin Young, UCLA, 48.71. 2, Winthrop Graham, Texas, 48.87. 3, Gordon Bugg, Arizona State, 49.30. 4, Kevin Mason, Houston, 49.81. 5, Pat McGhee, Iowa, 49.80. 6, Bernard Williams, Louisiana State, 49.78. 7, Tony Valentine, Villanova, 49.87. 8, Elbert Ellis, Pittsburgh, 49.80. OTHERS: John Branch, Howard, 49.80; Al Washington, Central Michigan, 49.90.

**800 (6:10)** — 1, Paul Erceg, Virginia, 1:46.61. 2, Pablo Squella, Texas, 1:49.23. 3, Chariton Hamer, Illinois, 1:47.20. 4, Mark Everett, Florida, 1:46.46. 5, Oleson Barr, Jackson State, 1:45.66. 6, Ibrahim Okash, Southern Cal, 1:46.45. 7, Geryl House, Texas Southern, 1:46.61. 8, Anthony Christie, Prairie View, 1:47.29. OTHERS: Bret Garrett, Southern Illinois, 1:46.97; John Cook, George Mason, 1:47.2; Ernest Barrett, George Mason, 1:47.2.

**1,000 STEEPLECHASE (7:00)** — 1, Karl Van Calcar, Oregon State, 8:30.13. 2, Dan Bell, Washington, 8:36.7. 3, Richard Cooper, Arkansas, 8:37.90. 4, John Thomas, Illinois, 8:43.36. 5, Ted Mecham, Brigham Young, 8:39.88. 6, Rusty Korhonen, Wisconsin, 8:38.32. 7, Atte Naeshelm, Washington, 8:41.6. 8, Tom Nohilly, Florida, 8:38.92. OTHERS: James Gibson, Yale, 8:40.13; Seth Simonds, Oregon, 8:45.84.

**4x100 RELAY (7:30)** — 1, UCLA (Marsh, Lewis, Everett, Thomas), 38.59. 2, Texas A&M (Feltton, Florence, Cason, Kerr), 38.83. 3, Florida (Jones, Mitchell, Simmons, Long), 38.96. 4, TCU (Tatum, Sholars, Allen, Stewart), 39.04. 5, North Carolina State (Frazier, Brooks, Braunskill, Peebles), 39.25. 6, Texas (Washington, Jones, Leach, Johnson), 39.39. 7, Auburn (Martin, Golins, Carter, Campbell), 39.34. 8, Texas Southern (Smith, Omagbemi, Walker, Campbell), 39.35d. OTHERS: Mississippi State (Laurant, Braddy, Daniel, Hues), 39.29; Louisiana Tech (Loyd, Draper, Coleman, Bursey), 39.34d.

**10,000 (7:45)** — 1, Harry Green, Texas, 28:19.6. 2, John Scherer, Michigan, 28:58.55. 3, Bo Reed, Northern Arizona, 28:20.0. 4, Steve Taylor, Virginia Tech, 28:48.0. 5, Donald Johns, Eastern Michigan, 28:54.10. 6, Bill Taylor, Central Michigan, 28:59.8. 7, Yehzekel Halifa, Clemson, 28:56.80. 8, Chris Borta, Wisconsin, 29:03.48. OTHERS: Chris Schille, Brown, 29:00.9; Thomas Paskus, Dartmouth, 29:02.37; Brad Hudson, Oregon, 29:07.7.

## Saturday

**HAMMER (1 p.m.)** — 1, Stefan Jonsson, Washington State, 234-10. 2, Gary Holpin, Manhattan, 226-4. 3, Angus Cooper, Kent State, 225-9. 4, David Wilson, UCLA, 218-0. 5, Eric Finch, Oregon, 217-6. 6, John Billingsley, Washington State, 218-9. 7, Mike Ostrom, Fresno State, 212-6. 8, John Thomas, Oregon State, 208-1. OTHERS: John O'Connor, Kent State, 214-11; Tony Kennedy, Boston University, 210-6; John Thomas, Oregon State, 207-7; Scott McGee, Oregon, 203-3.

**400 (1:35)** — 1, Danny Everett, UCLA, 44.34. 2, Steve Lewis, UCLA, 44.65. 3, Tim Simon, Illinois, 45.18. 4, Raymond Pierre, Baylor, 45.53. 5, Calvin Long, Florida, 45.43. 6, Gary Duncan, Georgia, 45.40. 7, Clifford Campbell, Auburn, 45.65. 8, Patrick Gordon, Rice, 45.2. 9, Michael Cannon, TCU, 45.60. OTHERS: Darrell Hadden, Southwest Texas State, 45.24; Larry Cantrell, Alabama, 45.53.

**100 (2:00)** — 1, Raymond Stewart, TCU, 10.13 (10.01w). 2, Mike Marsh, UCLA, 10.12. 3, Dennis Mitchell, Florida, 10.10. 4, Leroy Burrell, Houston, 10.09w. 5, Lee McNeill, East Carolina, 10.26. 6, Derrick Florence, Texas A&M, 10.29 (10.15w). 7, Slip Watkins, Louisiana State, 10.29. 8, Andre Cason, Texas A&M, 10.23 (10.17w). OTHERS: Lorenzo Daniel, Mississippi State, 10.15 (10.00w); Roscoe Tatum, TCU, 10.10w.

**1,300 (2:20)** — 1, Joe Falcon, Arkansas, 3:35.84. 2, Charles Marsala, Indiana, 3:40.17. 3, Steve Bakker, Penn State, 3:41.24. 4, Mike Stahr, Georgetown, 3:41.64. 5, Mark Deady, Indiana, 3:41.28. 6, Matt Taylor, Arkansas, 3:41.35. 7, Brian Jaeger, Auburn, 3:41.55. 8, Marc Olesen, Stanford, 3:39.26. OTHERS: Eric Peterson, Oregon, 3:41.79; Hiram Cuevas, William & Mary, 3:41.88.

**TRIPLE JUMP (2:25)** — 1, Kenny Harrison, Kansas State, 55-9¼. 2, Edrick Flored, Arkansas, 54-4½ (56-3¼w). 3, William Beckley, Arkansas State, 54-4 (54-5w). 4, Latin Berry, Oregon, 53-7¾. 5, Wendell Lawrence, Boise State, 55-1 (55-6¼w). 6, Trevor Black, George Mason, 53-7¼. 7, Warren Posey, Appalachian State, 53-7. 8, Johnny Washington, Texas, 52-¼ (54-¼w). OTHERS: Joe Greene, Ohio State, 53-7¾; Barnham Hayes, Illinois, 53-7½.

**HIGH JUMP (2:45)** — 1, Trav Kemp, Boise State, 7-6¼. 2, Hollis Conway, Southwestern Louisiana, 7-7. 3, Tom Smith, Illinois State, 7-6¼. 4, Greg Jones, Washington State, 7-5½. 5, Brian Marshall, Stanford, 7-5¼. 6, Brian Brown, Northwestern State, 7-6¼. 7, Danel Edwards, Georgia, 7-4½. 8, Rick Nail, Washington, 7-5½. OTHERS: Jon



staff photo

Oregon's Latin Berry should score in two events

Shelton, Texas, 7-5; Bob Sunder, Northwest Missouri State, 7-5.

**110 HURDLES (2:50)** — 1, Arthur Blake, Florida State, 13.45. 2, James Purvis, Georgia Tech, 13.68 (13.46w). 3, Robert Reading, Southern Cal, 13.70. 4, Derek Knowles, St. Augustine's, 13.50w. 5, Terry Reese, North Carolina State, 13.77 (13.60w). 6, Roger Ware, Ohio State, 13.81. 7, Dirk Morris, Georgia Tech, 13.84. 8, Michael Timpan, Penn State, 13.80. OTHERS: Lawrence Feltton, Texas A&M, 13.83w; Vernon George, Texas Southern, 13.71w.

**SHOT PUT (2:55)** — 1, Mike Stulce, Texas A&M, 63-9½. 2, Ed Wade, Oklahoma, 65-3½. 3, Terry Strout, Wisconsin-LaCrosse, 62-6. 4, Jose de Souza, Oregon, 60-6½. 5, C.J. Hunter, Penn State, 60-0¼. 6, David Brown, Nebraska, 61-10. 7, Peter Dajia, Texas-Arlington, 61-2. 8, Simon Williams, SMU, 60-3¾. OTHERS: Tom Humink, North Carolina State, 64-3¾; David Wilson, UCLA, 61-2.

**5,000 (3:25)** — 1, Greg Whiteley, Brown, 13:51.20. 2, James Farmer, North Carolina, 13:54.68. 3, Reuben Reina, Arkansas, 13:54.37. 4, Kris Herdt, Virginia, 13:52.72. 5, Matt Glusto, Arizona, 13:51.45. 6, Peter Loomis, Brown, 13:53.50. 7, Daniel Garrett, Notre Dame, 13:53.52. 8, Tynd Carter, Army, 13:54.32. OTHERS: Harry Green, Texas, 13:54.04; Bob Henes, North Carolina State, 13:54.49.

**DECATHLON (Bob event 3:45)** — 1, Mikael Olander, Louisiana State, 8:126. 2, Derek Huff, Arizona, 8:075. 3, Bruce Reid, Louisiana State, 7:900w. 4, Simon Shirley, Washington State, 7:911. 5, Rusty Hunter, Texas, 7:845. 6, Knut Gunderson, Mt. St. Mary's, 7:703. 7, Michael Davis, Brigham Young, 7:439. 8, Kevin McGorty, North Carolina, 7:521. OTHERS: Craig Branstrom, Kansas, 7:525; Kip Janvrit, Simpson College, 7:482.

**4x400 RELAY (4:30)** — 1, UCLA (Lewis, Wtanovsky, Washington, Knight), 3:00.81d. 2, Florida (Mitchell, Long, Everett, Johnson), 3:02.44. 3, Baylor (Thompson, Stanford, Johnson, Pierre), 3:02.51. 4, Alabama (Williams, Goode, Henson, Cantrell), 3:03.91. 5, Prairie View A&M (Bruce, Pogue, Nails, Christie), 3:04.35. 6, Eastern Michigan (Wilson, Jenkins, Jules, Johnson), 3:04.73. 7, Texas (Elliott, Wheeler, Graham, Squella), 3:05.72. 8, Illinois (Tolbert, Bridges, Harner, Simon), 3:03.05.

**PROJECTED TEAM SCORES** — UCLA 70, Texas 46, Arkansas 39, Louisiana State 37, Florida 30, Texas A&M 28, Washington State 27, Illinois 24, Kansas 24, Oregon 24.

o—time recorded with different lineup; i—indoor; w—wind-aided.

Compiled by John Auka, Track & Field News



## RON BELLAMY



# Trial by fire for qualifiers

**GENTLY, BUT FIRMLY,** UCLA men's track Coach Bob Larsen ushered intermediate hurdler Kevin Young out of the interview tent to warm down after his qualifying heat.

Young, who had won his heat convincingly, had automatically qualified for Friday's final, but Larsen, mindful of the coolish weather, wasn't about to relax his vigilance.

Not that any coach of any contending team could relax Wednesday as the NCAA track and field championships opened at Hayward Field. For coaches with a chance at some hardware, qualifying day is like an appointment with the Internal Revenue Service. It's like a trip to the dentist. It's like watching a mechanic push himself out from under your car and smile, and wondering whether the smile means good news for him or good news for you.

For coaches on qualifying day, good news is no news. At best, they can watch their key athletes qualify for the finals on Friday and Saturday. At worst, their championship hopes can disappear in a race or jump that has, at that moment, nary a point at stake.



**Bob Larsen**

*UCLA men in good shape*

of the way. . . . Getting out of the first two days is tough."

For the most part, the favorites came, saw, and lived to compete another day Wednesday. It was a good day for the men from defending champion UCLA and Texas, the top two contenders for the men's title, and a fine day for Gail Devers and the UCLA women.

"The first day is always nerve-wracking," said Bob Kersee, the UCLA women's coach. "Especially when you have things like the long jump, the discus, the 4-by-100 relay. So many things can happen in those. You have to get on the board (in the long jump), you have to not foul, you have to get the stick around the track. I needed to get this first day out

Yet, here and there, a team saw its hopes die aborning. It was not a happy day for the longshot Southern Cal women or, for that matter, for the Texas women, considered a top contender to UCLA before losing potential points in the high jump and, on a disqualification, in the 400 relay.

While qualifying rounds don't pack fans into the stands — 3,650 were announced Wednesday, under gray skies that, until the end of the evening, offered more bark than bite — they are a time of tension for coaches and challenge for athletes, who have little choice but to run their fastest.

Tactical race? Not in qualifying. In the men's 400 hurdles, for example, the heat winners plus the next four fastest hurdlers advanced to the finals. There were four heats, so only four hurdlers knew, as soon as they hit the finish line, that they were in. The rest had to wait, hoping their fastest was good enough.

"You have to go out there and blow it all out," said Terry Crawford, the Texas women's coach. "I think NCAA qualifying days are probably one of the toughest meets people go to. Often, the qualifying round ends up being more traumatic than the finals. No matter how well you end up in your heat, you end up waiting for the results of the other heats if you don't win.

"There's no tactics involved in qualifying rounds. It's just go out and run as fast as you can and hope someone in the other heat doesn't run faster."

**CRAWFORD IS NOT** a particular fan of this qualifying system, used in the NCAA meet since 1982. She believes the qualifying standards just to get to the NCAA meet are already rigorous enough and, in some cases, too rigorous — witness the women's 1,500, for example, one of the events that couldn't attract a big enough field to warrant a qualifying round.

Crawford favors a return to the system previously used by the NCAA, in which a specific number of top finishers in each heat were ensured a spot in the finals, thus enabling them to temper speed with tactics. "I think we're really wearing our athletes out," she said.

Oregon men's Coach Bill Dellinger, whose squad is not a factor in the team race this year, is among those who like the current system.

"It makes it more fair, really," Dellinger said. "Everyone has to run fast. Otherwise, you could get into a slow heat and make it. Now, both heats are forced to run fast. It makes it a little tougher on the athletes, but I do think it's more fair."

**STAN HUNTSMAN**, THE Texas men's coach, held a team meeting to discuss how the Longhorns would approach qualifying. He warned his athletes that qualifying couldn't be taken lightly.


"We felt we had to be a little bit tougher than to just try to qualify," Huntsman said. "In the NCAA meet, you have to run the heats just like the finals. There are just too many good people. We were probably a little higher than we wanted to be, but you can't try to do it easy."

Huntsman watched Pablo Squella set a school record in the 800, and Kersee watched Janeene Vickers run a personal best just to make the finals in the intermediate hurdles. So it went.

"You're kind of on pins and needles through the qualifying rounds," Larsen said. "I think you're more focused and a little more relaxed when you get through them and into the finals."

He meant, if you get through them.

# Bruins off and running



## UCLA on track for a title sweep

By JOHN CONRAD  
Sports Editor, The Register-Guard

A cold, sometimes wet and often windy afternoon at Hayward Field could do nothing to keep UCLA from taking a strong first step toward a possible sweep of the NCAA track and field titles for men and women Wednesday before a crowd of only 3,650.

The Bruins prospered during a day that featured only one final, that in the women's 10,000 meters, where Sylvia Mosqueda of Cal State-Los Angeles produced a new collegiate record with a winning time of 32:28.57.

Qualifying races seldom produce remarkable times, but UCLA's Kevin Young highlighted an impressive day

### The first day

■ **The first champion** is Sylvia Mosqueda, who broke a record in the women's 10,000/4D

■ **A long shot** came through for the UO women but Latin Berry is out/5D

■ **The last athlete** to compete in the sport for San Jose is done/6D

by the UCLA men with a clocking of 48.71 in the 400-meter intermediate hurdles, equaling the fastest time in the world this year, which Young established in the Pac-10 Conference championships.

Other dominating performances for the Bruins included Henry Thomas in the 200, with a heat-winning time of 20.24, the second-fastest time of the day behind the 20.15 of Mississippi State's collegiate record-holder, Lorenzo Daniel; and a Thomas-anchored 38.79 in the 400-meter relay, one of five marks to better the previous Hayward Field record of 39.39.

"I'm really pleased," UCLA Coach Bob Larsen said. "Everybody looked sharp. It really helped to establish in the cold weather that we can run fast and feel good. It should give us a lot of confidence to get the job done in the rain. I felt like our momentum was building throughout the day."

Texas, projected to finish a distant second to the Bruins, had a good day itself. Highlights included Pablo Squella's 1:46.22 to win the fastest 800-meter heat, and strong qualifying performances by Eric Metcalf in the long jump and Winthrop Graham in the 400 hurdles.

But UCLA didn't leave any doors open.

As for host Oregon, the Ducks had mixed success. Jay Davis and Jim Mours qualified at the opening height of 16-7½ in the pole vault, and Seth Simonds advanced behind heat winner Karl Van Calcar of Oregon State in the steeplechase. But Latin Berry failed to qualify in the long jump with a mark of 25-0½, damaging Oregon's hope of a high finish.

The most notable casualty of the first day was Houston's Joe DeLoach, who came in with a time of 19.98 in the

Kevin Young helped UCLA clear the NCAA's first-day hurdle by equaling his world-best time of 48.71 in a 400 intermediate hurdles heat

Staff photo by Andy Nelson

Turn to BRUIINS, Page 4D

# BRUINS

Continued from Page 1D

200, but was a non-qualifying fifth in his heat with a 20.64 mark. Also, contender Pat Manson of Kansas failed to clear a height in the pole vault.

"It would be great to win consecutive championships," Young said after the intermediate hurdle trials. He could have been referring either to himself or his team.

"We feel the key is getting guys into the finals, because we know if they can get there, they'll produce," Young said.

Young includes himself in that number after qualifying in lane seven, one few runners prefer.

"I would like to break the school record (48.10) and I really want to run in the 47s," he said. "I feel I can do it if the weather holds up. The track is fast and the lanes are nice and wide.

"I like being outside because you come out of the turns ahead of everyone else. I used to have this thing for the middle of the track, but in my best times, it seems I'm always out in lane seven."

The UCLA women, narrowly defeated over the likes of Texas and others including Oregon, also had a solid first day. The Bruins were paced, as usual, by brilliant Gail Devers, who led the long jump qualifying with a mark of 21-10 $\frac{3}{4}$  and anchored the Bruins' sprint relay team to a winning mark of 43.71.

"As long as Gail keeps going we're in good shape," Bruin Coach Bob Karsee said. "If we get through tomorrow as well as we got through today, we won't be able to complain."

Not so with No. 1 challenger Texas, which watched star freshman Carlette Guidry struggle to

qualify in the 200 with a mark of 23.35, then fail to qualify in the long jump with a mark of 20-1 $\frac{1}{4}$ . On top of that, the Longhorns' sprint relay team was disqualified when Guidry passed out of the exchange zone.

"My goal is to win an NCAA championship, individually and collectively," Devers said. "I've never won an event in four years at UCLA."

Oregon is one of the teams that would like to deny UCLA a title this year. The Ducks advanced Camille Jampolsky with a 5-9 $\frac{3}{4}$  high jump and Julie Goodrich with a 20-4 $\frac{1}{4}$  long jump. The Ducks' only setback was Liz Wilson's expected failure to score in the 10,000.

In the only other final contested on the first day, Southern Cal's Wendy Brown took the lead in the heptathlon with 3,466 points.

# OSU's track demise pushes Van Calcar in steeplechase

By JOHN CONRAD  
Sports Editor, The Register-Guard

The purpose of qualifying races is exactly that, to qualify.

But that wasn't enough for Oregon State's Karl Van Calcar, who wanted to win his qualifying heat in the 3,000-meter steeplechase, and did so with the fastest time of the day — 8:40.15.

"I wanted to win the heat because I figured it would be a good confidence builder," Van Calcar said. "I'm not putting the final down as an easy race, but I'd definitely call myself one of the favorites. I feel winning the heat will give me a little bit of an edge because the other runners will be aware of me."

Van Calcar, with a season best of 8:30.13, is the favorite as he competes in his first NCAA meet in three years. He was ninth as a freshman in 1984, then was fourth in 1985 before redshirting in 1986 and then missed the meet a year ago due to an injury.

Now, Van Calcar is not only in the meet, he has the chance to be the final OSU NCAA winner ever. The Beavers have announced the termination of their program following this season.

"I felt support out there," Van Calcar said. "People know this is the last year for Oregon State, and I feel they are pulling for me. I'm anxious to see what I can do in the final. I'd like to run under 8:30."

Van Calcar said he views the termination of the OSU program as motivating and frustrating at the same time.

"It almost gets me down more than it gets me up," he said. "It's definitely extra incentive to go out and show (athletic director) Lynn Snyder screwed up, but I try not to think about it too much because it's upsetting."

There is every reason to look forward to the 400-intermediate hurdle final, and a battle between Kevin Young of UCLA and Winthrop Graham of Texas. Young ran the fastest time in qualifying (48.71) and Graham was second (50.19), and both won their heats convincingly.

Young won last year after finishing second in 1986, and he did it by beating Graham, 48.99 to 49.46.

"He beat me at the Pan-Am games," Young said of Graham. "The key is not letting him get an early edge on me. But I've also got to remember he's very strong coming home and not let him outkick me."

Graham feels the end of the race will be decisive.

"He can run 12 or 13 steps (between hurdles) and I'll run 13 or 15," Graham said. "I have to not panic and wait for the home stretch when he has to shorten his stride. I'm looking forward to it because last year I wasn't as experienced as him because it was my first NCAA. I might have panicked then, but I won't now."

Another event which should produce a lot of excitement is the long jump, where Tyrus Jefferson of Arkansas went 26-7 $\frac{1}{4}$  to edge out Kenny Harrison of Kansas State at 26-7. Eric Metcalf of Texas, the 1986 winner, is in the hunt after a qualifying mark of 26-4 $\frac{1}{4}$ .

Jefferson predicts big things for the final.



Karl Van Calcar, who posted the fastest qualifying time in the steeplechase, will bid for NCAA title

"I honestly believe it could take 27-7 to win it," he said. "There are too many good guys out there, and they get psyched up jumping against each other. It's going to be a great competition."

While Texas may not have enough firepower to challenge UCLA, it definitely has some big-point potential. In addition to Graham and Metcalf, 800-meter star Pablo Squella of the Longhorns led qualifying in that event with a time of 1:46.22.

"I didn't know it was that fast," said Squella, who was third in 1986. "I just wanted to keep myself in the race. With 300 to go I felt very strong, so I decided to wait until the last 100 to attack."

Squella shot past Paul Ereng of Virginia, one of the favorites, as the top five runners all ran faster than anyone in the other two heats.

Squella said he feels capable of running in the 1:45s and hopes someone sets a fast pace.

"It won't be me, though," he said with a laugh.

Lorenzo Daniel of Mississippi State was eighth in this meet each of the past two years, but he looks to be a lot better than that after posting a wind-aided 20.15 to lead qualifying after coming into the meet with a collegiate record of 19.93.

It is the opinion of those who will challenge Daniel that his chances this year won't be determined by the draw for lane assignments. The sprinters are all happy about Hayward Field's new metric track and wider turns. In the past, runners in the inside lanes were at a distinct disadvantage.

"If there is any disadvantage to being inside now, it is psychological," noted Cal's Althea Mahorn.

"This track is fair and it feels great to run on," added UCLA's Henry Thomas.

# Mosqueda has time for a record

By DAVE KAYFES  
The Register-Guard

Sylvia Mosqueda of Cal State-Los Angeles said she had no idea how fast she was running, but she got what she wanted and more in the only final event contested on the first day of the NCAA track and field championships at Hayward Field on Wednesday.

Not only did she win the 10,000 meters, her primary goal, but she did it in collegiate and meet record time — 32:28.57.

Although UCLA didn't put any points in the bank, the Bruins also got what they wanted on the first day, not missing a beat in qualifying.

Texas, the team seen as most likely to challenge UCLA in the team race, however, stumbled in a couple of spots, badly damaging the Longhorns' title hopes. Freshman Carlette Guidry, the indoor long jump champion, leaped only 20-1½ and failed to qualify in the long jump, and the Longhorns' 400 relay team was disqualified for an illegal exchange from Guidry to anchor Tamela Saldana.

The individual spotlight on the first day, however, had to be on Mosqueda, the 21-year-old native of Los Angeles.

"It's pretty exciting," she said of her NCAA victory and record. "My coach told me about the record, but I was kind of nervous about it. Basically, I was trying to go out for the win."

Known for going out fast, as she did in leading the first 17 miles in the Olympic marathon trials, she said she didn't even notice the running time on the scoreboard and was unaware of her pace.

"I kept seeing the counter (on the scoreboard), and that's all," she said. "I was delirious about what was going on. I didn't know my splits."

And in the end, it didn't matter as she had enough of a lead and enough left to protect it.

"That I got the record was news to me," she said after emerging from drug testing in McArthur Court.

And it was news, too, to Stephanie Herbst of Wisconsin, who set the record of 32:32.75 two years ago and who finished second in the race in 32:44.16.

"She has a tendency to do that," Herbst said of Mosqueda. "With all due respect, she starts fast and fades. I was hoping she would come back. I

really intended to win."

Herbst made her move with 1½ laps to go, passing California's Kirsten O'Hara, but she had left far too much ground, more than 100 meters, between herself and Mosqueda at that point.

"I'm just glad I was in the race when it (the record) was broken," she said. "And I'm glad I came back."

Herbst had quit running competitively after her record sophomore year.

"I thought I did all I could accomplish," she said. "I didn't think I had any place to go and the Olympics were two years away."

She kept in shape by running long distances in her layoff, and she kept up her grades to make sure she would graduate on time next year.

"My main goal was never the Olympic Trials," she said. "My main goal was to run here."

And she was satisfied with her time, considering the circumstances.

O'Hara, the TAC runner-up at 10,000 in 1985, also was pleased with her third-place time, 32:52.86.

"Sylvia didn't surprise me," O'Hara said. "Stephanie and I were trying to help each other. I thought she (Herbst) was my ticket (to a fast time and third place)."

O'Hara added that she was just happy to be able to run.

"Last week I didn't think I'd be able to be here," O'Hara said. "I thought I had a stress fracture after the Pac-10. I had a bone scan and nothing showed. The pain might be tendinitis, and I decided to go for it."


Janet Smith of North Carolina State finished fourth, just ahead of Elspeth Turner of Alabama.

While Devers didn't have to go all out in her qualifying, she did enough to qualify in the long jump (21-10¾ in her lone attempt) and brought her team from third place to victory in the 4x100 relay.

"I came out wanting to qualify as early as possible," Devers said. "In the relay, I didn't know how far back we were."

As for the weather, she said it was a new experience.

"I never have competed in nationals in the rain," she said. "I don't feel that much pressure. I have to take it in stride."



Sylvia Mosqueda wins 10,000 in 32:28.57

# RON BELLAMY



## Comebacks at Hayward

**SCARLETT O'HARA, WHO**, by the way, was not a sprinter from Georgia, would have understood.

When she failed to make the finals with Rhett Butler in "Gone With the Wind," she didn't cave in. She promised to think about it "tomorrow." Tomorrow, she knew, would be another day.

The movie leaves you wondering whether Scarlett ever qualified, but there was no such mystery Thursday in the NCAA track and field championships at Hayward Field, when three prominent athletes rebounded from unqualified disasters Wednesday to reach the finals in a second event.

Joe DeLoach of Houston had been the form chart favorite in the 200 meters, but the Southwest Conference champion didn't make the finals Wednesday. He came back Thursday to win his heat of the 100, and advance to Saturday's final. Sheila Hudson of Cal and Yvette Bates of Southern Cal were both picked to score points in the long jump. Neither qualified Wednesday, but both recovered Thursday to reach the finals in the triple jump.

All three athletes faced disappointment without despairing, and their brave resilience Thursday was one of the few rays of sunshine to grace a soggy, sodden Hayward Field.



**Sheila Hudson**

*Made sure of the triple jump*

"It takes a very strong athlete to be able to do that," Bates said. "Not everyone can come back the next day and put it all together." Modestly, she spoke of DeLoach and Hudson; she could also have been speaking of herself. "I would say they were very strong, very determined and totally believing in themselves," she said. "You have to be very confident, and believe in yourself that you can do it, and if an individual can do that, they're a winner. Even if they don't get first place they're a winner, because they were able to come back after such a devastating day and put it all together."

That word, "devastating," popped up a few times as DeLoach, Hudson and Bates discussed their qualifying failures on the meet's opening day. Certainly, DeLoach's inability to make the finals in the 200 was a major reversal of form; the Cougar junior had the second best time in the field this season, 19.98.

"I just didn't take enough time to warm up," he said. When the gun went off, he knew his muscles "were cold," and rather than risk injury, he ran cautiously and hoped for the best. Hoping, it turned out, wasn't enough.

"It was very disappointing," he said. "Especially coming in as one of the favorites, I wanted to do well." It was hard to forget the setback. "It was still on my mind when I woke up this morning," he said.

But he pushed the sourness aside with a strong performance in the 100, winning his heat in 10.15, fastest time of the day. DeLoach isn't considered the factor in the 100 that he was projected to be in the 200, but he believes he can win it.

**WHILE DeLOACH COULD** single out what went wrong Wednesday and learn from it Thursday — he made a point of warming up longer — Hudson and Bates were mystified by their problems in the long jump. Hudson, the defending NCAA champion in the triple jump and the American record-holder, has been working hard on her long jumping this season, because, as for Bates, it's her ticket to Seoul — the triple jump isn't an Olympic event for women.

However, with a personal best of 21-8, the Cal junior couldn't break out of the 19s in her two legal jumps, something she hadn't experienced since high school. "I just didn't jump well," she said. Hudson, at least, found the board; Bates fouled on all three of her Wednesday long jump attempts.

Each dealt with her feelings alone. Bates, a senior who has placed second in the triple jump in the last two NCAA meets, left Hayward Field and took a walk, somewhere up past the tennis courts. "I didn't know where I was walking to," she said. "I just kept walking. I didn't even want to come back to the stadium."

Finally, she found a place to sit down and cry. "I just had to let it out," she said. "It was devastating for me. . . . In the NCAAs, I'm always known for doing well. But I guess it happens; things are not always going to happen the way we want."

**HUDSON WENT BACK** to her room. Never had she experienced a more bitter setback.

"I guess all athletes have to have a moment when they suffer some big disappointment," she said. "I'm just sad that mine had to happen at the NCAA meet." Hudson got "mad." She sat in her room, focusing on the triple jump. "I spent all of last night and all of today just thinking about jumping," she said.

By the time Hudson got to the track Thursday, there was no doubt in her mind that she would qualify; she got in at 42-2 (her record is 45-5½). But Bates came to the track scared. "I thought it would devastate me so much that I wouldn't be able to get a fair jump in the triple jump," she said.

In a small way, Bates got a break. She jumped in the last flight and knew that a jump in the 42-foot range — her PR is 45-3 — would get her in. Tentatively, she went 42-5½ on her first jump; it was the second-best mark of the day.

Bates fouled her second jump and then called it a day. Happy and relieved, she began looking forward to the finals, having made the most of her second chance to get there.

# RON BELLAMY



## Comebacks at Hayward

**SCARLETT O'HARA**, WHO, by the way, was not a sprinter from Georgia, would have understood.

When she failed to make the finals with Rhett Butler in "Gone With the Wind," she didn't cave in. She promised to think about it "tomorrow." Tomorrow, she knew, would be another day.

The movie leaves you wondering whether Scarlett ever qualified, but there was no such mystery Thursday in the NCAA track and field championships at Hayward Field, when three prominent athletes rebounded from unqualified disasters Wednesday to reach the finals in a second event.

Joe DeLoach of Houston had been the form chart favorite in the 200 meters, but the Southwest Conference champion didn't make the finals Wednesday. He came back Thursday to win his heat of the 100, and advance to Saturday's final. Sheila Hudson of Cal and Yvette Bates of Southern Cal were both picked to score points in the long jump. Neither qualified Wednesday, but both recovered Thursday to reach the finals in the triple jump.

All three athletes faced disappointment without despairing, and their brave resilience Thursday was one of the few rays of sunshine to grace a soggy, sodden Hayward Field.



**Sheila Hudson**

*Made sure of the triple jump*

"It takes a very strong athlete to be able to do that," Bates said. "Not everyone can come back the next day and put it all together." Modestly, she spoke of DeLoach and Hudson; she could also have been speaking of herself.

"I would say they were very strong, very determined and totally believing in themselves," she said. "You have to be very confident, and believe in yourself that you can do it, and if an individual can do that, they're a winner. Even if they don't get first place they're a winner, because they were able to come back after such a devastating day and put it all together."

That word, "devastating," popped up a few times as DeLoach, Hudson and Bates discussed their qualifying failures on the meet's opening day. Certainly, DeLoach's inability to make the finals in the 200 was a major reversal of form; the Cougar junior had the second best time in the field this season, 19.98.

"I just didn't take enough time to warm up," he said. When the gun went off, he knew his muscles "were cold," and rather than risk injury, he ran cautiously and hoped for the best. Hoping, it turned out, wasn't enough.

"It was very disappointing," he said. "Especially coming in as one of the favorites, I wanted to do well." It was hard to forget the setback. "It was still on my mind when I woke up this morning," he said.

But he pushed the sourness aside with a strong performance in the 100, winning his heat in 10.15, fastest time of the day. DeLoach isn't considered the factor in the 100 that he was projected to be in the 200, but he believes he can win it.

**WHILE DeLOACH COULD** single out what went wrong Wednesday and learn from it Thursday — he made a point of warming up longer — Hudson and Bates were mystified by their problems in the long jump. Hudson, the defending NCAA champion in the triple jump and the American record-holder, has been working hard on her long jumping this season, because, as for Bates, it's her ticket to Seoul — the triple jump isn't an Olympic event for women.

However, with a personal best of 21-8, the Cal junior couldn't break out of the 19s in her two legal jumps, something she hadn't experienced since high school. "I just didn't jump well," she said. Hudson, at least, found the board; Bates fouled on all three of her Wednesday long jump attempts.

Each dealt with her feelings alone. Bates, a senior who has placed second in the triple jump in the last two NCAA meets, left Hayward Field and took a walk, somewhere up past the tennis courts. "I didn't know where I was walking to," she said. "I just kept walking. I didn't even want to come back to the stadium."

Finally, she found a place to sit down and cry. "I just had to let it out," she said. "It was devastating for me. . . . In the NCAAs, I'm always known for doing well. But I guess it happens; things are not always going to happen the way we want."

**HUDSON WENT BACK** to her room. Never had she experienced a more bitter setback.

"I guess all athletes have to have a moment when they suffer some big disappointment," she said. "I'm just sad that mine had to happen at the NCAA meet." Hudson got "mad." She sat in her room, focusing on the triple jump. "I spent all of last night and all of today just thinking about jumping," she said.

By the time Hudson got to the track Thursday, there was no doubt in her mind that she would qualify; she got in at 42-2 (her record is 45-5 1/4). But Bates came to the track scared. "I thought it would devastate me so much that I wouldn't be able to get a fair jump in the triple jump," she said.

In a small way, Bates got a break. She jumped in the last flight and knew that a jump in the 42-foot range — her PR is 45-3 — would get her in. Tentatively, she went 42-5 1/4 on her first jump; it was the second-best mark of the day.

Bates fouled her second jump and then called it a day. Happy and relieved, she began looking forward to the finals, having made the most of her second chance to get there.



# Heart of Bruins is '400 Club'



*Just like the '70s, UCLA is relying on quartermilers*

By JOHN CONRAD  
Sports Editor, The Register-Guard

UCLA's drive toward a second straight NCAA men's track and field championship has a familiar look to it.

As Danny Everett and teammate Steve Lewis advanced with the two fastest times in 400-meter qualifying before a crowd of 4,491 at Hayward Field on Thursday, it brought back memories of quartermilers John Smith and Wayne Collett leading the Bruins to the 1971 title, which turned out to be the first of three straight for Coach Jim Bush.

The style of UCLA's assault is not only a throwback because the 400 is again the cornerstone of the Bruin program, but because Smith is right in the middle of it. The man who set a world record at Hayward Field with a 440-yard time of 44.5 in the 1971 AAU Championships is now a

## The second day

- Three more UO men advanced in qualifying / 4B
- Wendy Brown barely survived the 800 meters to win the heptathlon / 5B
- It wasn't a day for 'Prime Time' but wait until football season / 6B

UCLA assistant coach in charge of the gifted athletes who look like they will not only deliver a title this year, but possibly next year as well.

"Four years ago, when I took over the program, I felt quartermilers were the key to being a dominant team at the dual, conference and national level," UCLA head coach Bob Larsen said. "I started looking for the right person to put it together, and after talking to several people, John seemed like the perfect guy. He hadn't coached, but he had a natural bent for teaching and he likes to spend time with the young guys."

"He's a natural."

Smith, who does some acting in Los Angeles in addition to his coaching duties, pleases Larsen because of his emphasis on technique and long-term development. He pleases his athletes because he coaches them from the perspective of having been a great athlete himself, and knowing what it takes for great athletes to succeed.

The amazing thing about UCLA's performance is that the Bruins are heavy favorites despite limiting their star athletes to a single event, plus relays, to save them for the upcoming Olympic Trials.

The lineup that is expected to lead the Bruins to the title today and Saturday is led by Everett and Lewis, who had the top two times in winning their 400 heats; Henry Thomas and Kevin Young, who won their heats in the 200 and intermediate hurdles Wednesday; both the short and long relay units; and Mike Marsh, who advanced in the 100.

"We're satisfied with the way things have gone the first two days," Larsen said. "We should feel very much like a team

staff photo by Chris Piersch

UCLA's Danny Everett sizzled to a 45.24 in a 400-meter heat Thursday, but teammate Steve Lewis was even faster, hitting tape in 45.4

Turn to BRUINS, Page 4B



# BRUINS

Continued from Page 1B

going into the final two days."

"Everyone should be feeling good about himself," Smith added.

UCLA is also favored, but not as solidly, in the women's competition. There, however, the Bruins find themselves counting very heavily on one athlete. Gail Devers led qualifying in the 100 meters, the 100 hurdles, the long jump and helped the UCLA sprint relay team into the final. If need be, she will run on the 1,600-meter relay unit in the final.

"It's going to be an exciting meet and it's probably going to come down to the last couple of events," UCLA Coach Bob Kersee said. "If we need her in there (the relay), she'll run."

As for the men, Young won the intermediates a year ago, while Thomas was third in the 200 and Marsh third in the 100. But the athlete who amazes Smith is Everett, who was second in the 400 last year as a sophomore and wound up ranked fourth in the world by Track & Field News.

"He's not even peaking," Smith said after watching Everett run 45.24 and then Lewis, a freshman, follow in 45-flat.

"Everett just runs and walks off the track," Smith said. "I used to gasp for oxygen when I ran, but he just runs and walks off. Only God knows how he can do that. Danny is teaching all of us to run within ourselves and not break apart. I think I'm learning as much from him as he is from me."

Everett ran the fastest 200-400 double in history with his clockings of 20.23 and 44.34 in the Pac-10 meet.



John Smith, ex-world-record holder, knows the 400

He says he actually prefers to run the 200, but will concentrate on the 400 at least through this year.

"I'm going to come out and just run in the final," Everett said. "If Steve and I run like we did in the Pac-10 (44.65 for Lewis) . . . we'd like to have the meet clinched and then go for sub-three minutes in the 1,600 relay. We believe we can do it."

Asked if the weather might literally dampen that dream, Everett said:

"The only thing the weather does is make you warm up more."

Lewis is excited about his first race at this level.

"This meet means a lot to me," he said. "It's a stepping-stone to the Trials, but I want to do well here. Doing well in races is as much mental as anything, mental and technique. I've dropped two seconds since high school, and I don't think I'm through yet."

Smith would tell Lewis, and his older runners, that they are just beginning.

"The main thing I stress to my athletes is not to get hung up on trying to run races too fast too soon," he said. "I'm trying to teach them fundamentals and knowledge, and to realize that being successful is putting good seasons back-to-back."

If that is true of programs as much as individuals, the Bruins seem headed for a plateau of success that hasn't been seen since the early 1970s — when John Smith was running instead of coaching.

# Falcon not the one 1,500 runner who didn't advance

By DAVE KAYFES  
The Register-Guard

There was some polite grumbling about the weather and the running of a few heats, but qualifying went pretty much to form on the track for men in the NCAA championships at Hayward Field on Thursday.

Joe Falcon of Arkansas, America's bright rising star in the middle distances, qualified easily in his heat in the 1,500 and brushed aside criticism that the two heats should not have even been run to reduce a field of 13 to 12 for Saturday's final.

"If I had arrived yesterday, I might have felt that way, too," he said. "But I've been here since Sunday, and Coach (John) McDonnell thought it would be good to get adjusted to a race. Running today was a great chance to get the cobwebs out."

In what he termed, "a good workout," he posted the fastest qualifying time, 3:45.61, in one of two very bunched heats.

As for the final, he said a victory would be more important than a fast time.

"If the pace is slow, it's anyone's race," said Falcon, who won the 10,000 as a sophomore last year. "Everyone in the field is fast at this level."

The other heat was won by Charles Marshall, a fifth-year senior from Indiana who

was second in the 1,500 last year. His time of 3:46.31 was just barely faster than the 3:46.73 by Brad Schlapak of Northeastern in sixth place, the lone non-qualifier.

The finishes were also tight in the 100 and 110-meter hurdles. The 100 was run in one of the heavier periods of rain for the day, and a couple of hurdlers had to run their heat twice.

The snafu in the hurdles came in the second heat.

"The guy next to me moved, so someone said 'everybody up,'" said Arthur Blake, the fastest qualifier in the field from Florida State. "Then the gun went off. I stopped, but most everyone else kept going. I was surprised they didn't hear him. I heard him good."

Rod Jett of California was one of those who ran the entire length of the race before stopping.

"I think I heard the recall gun at the sixth hurdle," Jett said. "But I wasn't going to stop until everyone else did. I just kept going."

When the news was broken that he'd have to go back and run again, Jett wasn't distraught.

"It was like a good workout for me," he said. "I thought it was funny. I had never seen anything like that before."

Ironically, four of the eight qualifiers for the finals came from the heat when it was run 10 minutes later. Blake led the way with a time of 13.73, and Jett was second in 13.88.

Two hurdlers who figured to score didn't qualify for Saturday's final — Derek Knowles of Saint Augustine's, fourth in heat three, and Roger Ware of Ohio State, fifth in the second heat.

There were also a few big-name casualties in the rain-soaked 100 prelims — including Pac-10 runner-up Aleece Mahorn of California, 200 defending champion Lorenzo Daniel of Mississippi State and Florida State football player Deion Sanders.

But there were plenty of other big names who made the finals, including defending champion Raymond Stewart of Texas Christian, and Joe DeLoach of Houston, one of the favorites in the 200.

"Anybody can win it," Stewart said of the final.

The most surprising casualty of the day came in the high jump, where Rick Noji, the Pac-10 runner-up from Washington with a best of 7-5, failed to make the opening height of 6-11 through a steady drizzle.




Arkansas' Joe Falcon was at the head of a pack that all advanced to final

Twelve high jumpers, including two from Georgia — Troy Glasgow and Dothel Edwards — advanced to the finals.

"Whether it was slippery or not depended on your shoe and your angle of approach," Glasgow said. "But the biggest thing was the psychology, and the rain

played a big part in that."

Mike Stulce of Texas lived up to his favorite's role in the shot with the top qualifying mark, 62-5 1/4, and the mark of Stefan Jonsson of Washington State was almost 10 feet better than the next farthest throw in the hammer.



Wendy Brown made it through the 800 meters to complete her win in the heptathlon, but collapsed not far from the finish line; left for her NCAA meet are finals today in the long jump and Saturday in the triple jump

# Brown 'not tired... I'm ready to compete'

By KURT ROSENBERG  
The Register-Guard

In the midst of Thursday afternoon's torrential downpour, Wendy Brown came laboring down the final straightaway, soaked and haggard, seemingly in severe need of oxygen.

She somehow managed to cross the finish line, dead last in the 800 meters, more than six seconds behind her nearest competitor. Then, a bit later, she summoned the energy to accept her award as the NCAA Track and Field Championships heptathlon winner with 5,701 points.

What was most perplexing about the Southern Cal athlete's performance was not the source from which she derived her strength, but her perception of the entire thing.

Sheltered finally from the elements, she sat in the confines of a tent on the south side of Hayward Field, still covered with what was either rain or sweat or both. Then she announced to anyone within earshot:

"I'm not tired at all. I'm ready to compete tomorrow."

Now let's backtrack a bit. The Wendy Brown who contended she wasn't tired was the same Wendy Brown who early Wednesday afternoon had run the heptathlon 100 hurdles, tied for first in the heptathlon high jump, then took a "respite" from her heptathlon routine to qualify for the finals of today's long jump. That done, she got second in the heptathlon shot put. Then she took fifth in the heptathlon 200.

Brown's Wednesday chores were complete. Leading Boise State's Crystal Young by 79 points, she arose Thursday, and in the early afternoon, proceeded to win the heptathlon long jump at 20-3½. That basically clinched it, but she wasn't done. She won the next-to-last heptathlon event, the javelin, with a toss of 141-0.

Then it was time for the triple jump — which had nothing to do with the heptathlon — and Brown qualified for Saturday's finals in that, too, at 42-9¼, merely the best mark of the day. Fifteen minutes later, she

returned to the track for the 800.

Fifteen minutes between the triple jump and the 800?

"It's not usually enough time," Brown said. "But it was enough today. I wasn't going for a fast time. I just wanted to run a nice, easy race and I knew I just had to finish it to win."

After all, by then she had a virtually insurmountable lead of 271 points. But the exhausting 800 was at once anticlimactic and climactic, signalling her first NCAA title in four years.

"I was hoping I wasn't gonna go through four years without a title," she said, clutching a bouquet of yellow roses, the only animate object that didn't mind the rain. "It means a lot."

If anyone in the meet can relate to Brown's tireless masochism, it's Brown's crosstown rival. To no one's shock, UCLA's Gail Devers picked up precisely where she left the day before. After a perfect Wednesday, America's most promising sprinter/hurdler turned in

the best times in Thursday's 100 and 100 hurdles, clocking 11.16 in the former and 13.01 in the latter.

Other noteworthy women's qualifying performances Thursday included:

- A 51.75 clocking in the 400 by Rochelle Stevens of Morgan State.

- A 52.12 by Arizona State freshman Malcel Malone in the same event.

- A 3:31.60 in the trials of the 4x400 relay by Malone and her Sun Devil teammates.

But while Arizona State, Texas, Alabama, Louisiana State and Nebraska enhanced their positions after Thursday's qualifying, and while Cal State-Los Angeles and USC are in a misleading tie for first with 10 points, the Bruins remain the favorite, and the reason is hardly a mystery.

As Texas Coach Terry Crawford so succinctly explained: "There's gonna be five or six teams that could go into any of the top six places . . . but as long as Devers is healthy, it's UCLA all the way."

# If you didn't see Sanders at Hayward, check the draft

Compiled by The Register-Guard

Here and gone quickly in the NCAA track and field championships at Hayward Field was Delon "Prime Time" Sanders, a sprinter from Florida State who was unable to reach the finals of the 100-meter dash.

Sanders wasn't any ordinary sprinter, and not only because of the heavy gold chains around his neck or his two Playboy bunny gold pierced earrings. If you haven't heard his name before, rest assured that you will during football season, when the Seminoles promote the cornerback/punt returner as a Heisman Trophy candidate, or during the 1989 National Football League draft, in which he is projected as a first-round draft choice.

"He's a great athlete," Gil Brandt, chief talent scout for the Dallas Cowboys, said recently. In fact, Brandt compares the Florida State defensive back to Mel Renfro, the former Oregon star who had a long NFL career with the Cowboys.

"He probably has as much athletic ability as any senior in the coming draft," Brandt said. "If he doesn't let things get in his way, he'll be a very wealthy young man a year from now."

To put Sanders' talents in perspective, he is 6-feet, 190 pounds, and was a quarterback and defensive back in high school. His favorite sport is basketball, in which he describes himself as a shooting guard, emphasis on shooting, and nearly convinced FSU basketball Coach Pat Kennedy to let him play last season.

As a freshman and a sophomore he played on the Florida State baseball team, which played in the College World Series, but he decided to try track this season, for the first time, and was named the athlete of the meet in the Metro Conference championships, winning the 100 and 200 and participating on the winning 400-meter relay team.

But the Florida State relay team failed to

qualify Wednesday, and on Thursday Sanders finished sixth out of seven runners in his 100 heat, at 10.54, and didn't advance. He hadn't expected to.

"These guys do track for a living," he said. "I don't think any other person, running track for the first time, would have made it this far. Find one of them and I'd be disappointed. . . ."

"Football's going to make me all my money."

A year ago, it would have been easy to predict there would be someone named Reynolds in the finals of the men's 400 meters, though the surer bet would have been Ohio State's Butch Reynolds, the 1987 NCAA champion who finished third in the World Championships in Rome.

Butch Reynolds passed up his senior season at Ohio State to concentrate on the Olympics, but his younger brother, Kansas State senior Jeff Reynolds, qualified Thursday for Saturday's finals with a time of 45.87.

Jeff Reynolds, two-time Big Eight champion at 400 meters, said he didn't feel any pressure because not too many people know who he is. They do know who Butch Reynolds is, however, and that doesn't bother Jeff.

"I think he's got a natural gift," he said of his brother. "I have to work on things a little bit harder. But that's all part of the game."

While supporting Butch's decision to skip the college season and focus on the Olympic Trials, Jeff Reynolds said he wished his brother was competing in the NCAA meet.

"It's great to run against him," Jeff Reynolds said, "because you're running against one of the greatest in the world." If Butch was competing, he'd be the favorite to win it, Jeff



**Delon 'Prime Time' Sanders**

*As much talent as any senior*

said, adding with a smile, "If I don't win it."

A knee injury was largely responsible for the development of Tim Simon of Illinois as a top-rated 400-meter runner after doubling as a long jumper.

"I was doing both until I hurt my knee and then I couldn't jump for awhile," Simon said. "So I just kept running."

And he's been running ever since, winning his 400 heat in 45.48, just a bit slower than the

two other heat winners, both from UCLA, Steve Lewis and Danny Everett.

"I hope to run well in the finals," he said. "People tend to give all of the credit to runners from the South and West, and they don't give our Midwest times much respect."

Thursday's weather conditions were, in a word, damp. That's not unusual for Eugene, but some athletes aren't used to this kind of thing. Southern Cal hurdler Robert Reading was asked if he'd ever competed in the rain before.

"Not that I can remember," he said.

Sigh.

Being cut from any team can be a trauma for a high school senior, but it may have proved to be a blessing for John Billingsley, a 6-foot-1 junior from Washington State who was cut from his high school basketball team.

"It got me started on track sooner," said Billingsley, who easily qualified for the finals in the hammer with a throw of 210-8.

Lea Cheeks, an Olympic thrower from Canada, coaxed Billingsley into throwing the discus at Woodway High in Edmonds, Wash., and he progressed from there into the hammer.

Denise Mitchell of Florida failed to qualify for the finals in the women's 400 meters, but another Mitchell from Florida will be running Saturday.

"There was a tear in her eye, and she told me she didn't make it," said Dennis Mitchell, Denise's brother. "It made me more motivated to do my event."

Dennis Mitchell, who finished fourth last

year in the 200 meters, had a good start and finished second to Joe DeLoach of Houston in his 100-meter heat. His 10.19 time was the third fastest in qualifying.

"I didn't expect the weather to be this bad," he said. "But everybody has to make the best of it."

You'll have to excuse 21-year-old Jearl Miles of Alabama A&M if she feels a little out of place here.

This is the farthest she has ever traveled for a meet, and the first time she has never had a teammate or anyone at a meet to cheer for her.

"It's pretty frightening," Miles said. "I have never been to an NCAA Division I meet. I was very nervous."

It didn't show on the track, however. She had the fastest qualifying time coming into the meet in the 400 meters and she was the fastest qualifier in 51.60.

They can reconfigure the track, but, much to the dismay of William Cornell, they can't redo the finishes of past races here.

"I still remember that turn," Cornell said, pointing to the north end of the track. "Dyrol Burleson (of Oregon) went by me right there."

It was the NCAA meet of 1962 and Burleson won the mile in 3:59.8 with Cornell of Southern Illinois second in 4:00.5. The Ducks went on to run up 85 points, more than double what second-place Villanova had, to win the team championship.

Cornell is still a Saluki, only now as their head track and field coach.

## RON BELLAMY



# If not biggest, at least best

AS IF IT, too, can't get excited about qualifying rounds, the sun finally put in an appearance Friday in the NCAA track and field championships at Hayward Field.

It left with no promises to return today. You can only hope.

At least, with some minimal cooperation from the weather, some wonderful performances in the finals on the track, and some unbridled enthusiasm in the grandstands, the events at Hayward Field finally began to feel like a track meet.

A track meet of the quality and atmosphere that this community has witnessed before, and has invested \$2 million in hopes of seeing again.

Which is not to say that Friday was a day for the ages, one to rank with the final day of the 1978 championships, when the javelin throwers took a victory lap before more than 14,000, or with the day Jon Anderson, the mayor's son, made the 1972 Olympic team in the 10,000 meters. It wasn't.

The announced attendance was 7,320. The west grandstand was almost full, but for some rows in an upper corner. The east grandstand had some gaps.



**Marty Stern**

*"These people knowledgeable"*

that the athletes who competed Friday cared not a whit about how many people were in the stands in 1984; they just knew that those who were there Friday were encouraging, and responsive, and made them feel appreciated.

Villanova's Vicki Huber, who set a collegiate record winning the 3,000, described her victory lap as "incredible," the applause was so warm. By then, her nerves had calmed — the crowd in the west grandstand had cheered her finishing kick so strongly that it scared the bejeebers out of her; she had assumed, wrongly, that someone was gaining on her.

In 1984, when the Oregon men were contending for the national championship, and ultimately won it, 10,117 attended on the next-to-last day of the NCAA meet here.

Yet compare Friday's crowd count to the 5,264 that watched the last day of the 1987 NCAA meet in Baton Rouge, La. And understand

All this can take some getting used to. Amber Welby of Idaho State, the winner of the high jump, was first distracted by the crowd's rhythmic clapping. Overall, though, the atmosphere was so inviting that John Smith, the UCLA sprints coach who set a world 440 record at Hayward Field in 1971, said he kept wanting to go warm up.

### TWO CONCLUSIONS emerged Friday.

First, Hayward Field's newly configured track, a big hit with athletes and coaches, is fast, and will, under the proper conditions, produce the kind of marks commensurate with the quality of the runners it hosts.

Though the sun was shining Friday, the weather conditions were hardly ideal — it certainly wasn't as warm as a sprinter might like, and the wind came up just in time for the women's 3,000. Yet UCLA's Kevin Young blazed in the 400-meter hurdles, winning by the largest margin ever in an NCAA meet, clocking 47.85 and setting a meet and a Hayward Field record, eclipsing the old house standard, 47.90, established by the peerless Edwin Moses in 1980.

Another Hayward Field record, as well as a collegiate and NCAA met record, fell in the men's 200 — 19.87 by Lorenzo Daniel of Mississippi State. While the 200 and 400 events are the kind that Hayward Field was reconfigured to enhance — wider turns, shorter straightaway — the track also accommodated Huber's stellar performance in the 3,000, a clocking of 8:47.35, a collegiate record.

"We want to be able to say we've got a really fast track in every event," said Tom Heinonen, the Oregon women's coach. "We've got that."

**HAYWARD ALSO HAS** something more. If we compare attendance figures to past years and find them wanting, at least we must recognize that to the athletes who come here to compete, Eugene track fans are still beyond the norm. Their enthusiasm is appreciated for its warmth, as well as for its uniqueness and fairness.

Before the 3,000, Villanova women's Coach "Uncle" Marty Stern warned Huber that at the beginning the crowd would certainly be pulling for the hometown runners, Oregon's Annette Hand and Penny Graves. "But I did tell Vicki this," he said, "that once you take the lead and open it up, and they see that Graves and Hand don't have a chance to win, they're going to turn their allegiance to you, because they appreciate good athletes."

"That's what happened. In Philadelphia, they start out cheering, and then they boo you. In Eugene, they start out cheering for the home ballclub, and then cheer for the people who are winning."

Huber said that cheering helped. So did athletes in other events. Stern understood.

"Every athlete, every human, loves people to be behind them," he said. "It's something special, I told her, to come here, because these people are really knowledgeable, and they know that you're running fast. They know you're running one of the best times in the world."

"If you hear them, it means you're doing something really good."

Friday, Huber heard them. She wasn't alone. Still more competitors will be listening today.

# Hayward fans cheer a Beaver

## Oregon State claims its last NCAA win

By SHANNON FEARS  
The Register-Guard

Had you stepped through a gate into Hayward Field at about 7 p.m. Friday, you would have sworn a University of Oregon runner had just done something special.

Instead, the man taking a victory lap drenched in the warm applause of 7,320 was dressed in the orange, white and black of Oregon State. The archival school from just up the road had produced the last of its 13 national track and field champions in the form of Karl Van Calcar, whose 3,000-meter steeplechase win sparked a wave of emotion undoubtedly never before directed at a Beaver thinciad in Eugene.

When there's a death in the family, the Civil War takes a holiday, and Van Calcar's win was the emotional

### The third day

- Eric Metcalf jumped so well he may delay playing football/8c
- Three scorers gave the Oregon men their first 12 points/9c
- Records fell in the men's 200 and the women's 3,000/10c
- UCLA women find LSU challenging for team title/11c

highlight of the third day of the NCAA track and field championships precisely because it was OSU's last. The Beaver program, a sacrificial lamb for an athletic department in dire financial straits, comes to a bitter end today with the appearance of hammer thrower John Thomas, who is not expected to win.


Van Calcar was expected to win Friday, and he did so handily, leading all the way and clocking 8:32.35 in windy conditions. His nearest pursuer, Brigham Young's Ted Mecham, was more than six seconds back.

No one could stay with Van Calcar. Washington's Dan Bell, third in last year's NCAA meet, tried to keep up for a couple of laps and ended up 11th. Arkansas' Richard Cooper took Bell's spot for a brief time, but Van Calcar was just getting started by then.

"I wanted a quicker time, but the win took care of that," Van Calcar said. "I wanted to set a fast pace."

Asked at what point in the season he knew he'd be the favorite, he said: "After I saw that there was nobody returning this year except Bell, I thought I'd have a good chance at it. I knew right after the first steeplechase (March 19)."

The win was the crowning glory in Van Calcar's five-year OSU career. The senior from Edmonds, Wash., finally hit the jackpot after making also-ran NCAA appearances in his sophomore and junior years and suffering debilitating injuries that knocked out



Karl Van Calcar pulled steadily away from the 3,000-meter steeplechase field to give OSU a victory in 8:32.35 before 7,320 fans

Staff photo by Chris Pierson

Turn to OSU, Page 8C



# OSU

Continued from Page 1C

his '86 and '87 seasons. He was rewarded with an affectionate response from the Hayward fans that was, more than anything else, recognition for persevering with the weight of a doomed program on his shoulders.

"This gives me a good feeling, but I wish it wasn't the end of the track program," said Van Calcar, wearing his trademark camouflage jacket. "I have no regrets about going to school there. It's fun to go out and win for a small school, a school that's not expected to do that well. It gives you more recognition."

For his big moment, Van Calcar wasn't about to lose any recognition. In the crowd were his parents, both sisters, his grandfather, an aunt and uncle and about half the OSU distance corps.

Probably because it delighted him so to win a title for Oregon State, Van Calcar expressed, in equal strength, displeasure with the school's decision to drop track and replace it with soccer.

"They screwed up," Van Calcar said. "Here we've got three people (including women's high jumper Kim Fenton) in the meet and two of them (Van Calcar and Thomas) will be All-Americans right at the last when they cut the program. That's kind of screwed."

"I can't believe they're doing it. They're going to give an extra \$100,000 to the football program and what it'll cost to start up soccer. The max they're going to save is \$40,000 or \$50,000 and they're \$1 million in debt. It makes no sense."

Van Calcar is an individualist who's not afraid to speak his mind, a trait that no doubt comes from working without a coach. OSU graduate assistant Neil Webber and assistant coach Doug Hicks give some attention to Van Calcar, but his class schedule normally prevents him from joining the team's workouts.

Now, he'll have a chance to correct that. Van Calcar will receive his degree in electrical engineering Sunday, then it's back home to Edmonds to work with his high school coach, Tom Campbell. The U.S. Olympic Trials loom in mid-July, but first Van Calcar would like to run a 5,000 at The Prefontaine Classic at Hayward on July 2.

"I think I might be able to get in," he quipped.

The Hayward Field fans might demand it.

## With more than expected, Bruins too much

By JOHN CONRAD  
Sports Editor, The Register-Guard

How do you stop a team that has people like Kevin Young, who defended his NCAA 400-meter intermediate hurdles title Friday with a 47.85 clocking at Hayward Field that made him the sixth fastest performer ever for the event?

Especially when Young has teammates like Pete Thompson and Brian Blutreich, comparative unknowns expected to do little in the discus, who instead finished 2-3 in

hind Karl Nissula of California.

The answer:  
You probably don't.

UCLA looks to be about to win its second straight NCAA men's track and field championship just about as decisively as Young won the intermediate hurdles. Pat McGhee of Iowa finished second to Young in 50.07, making Young's margin of victory the largest ever in his event in the NCAA meet.

"We feel very good at this point," UCLA

Coach Bob Larsen admitted. "We've hit every event about like we wanted to, and we're ahead of schedule because of the discus. We more than doubled what anyone thought we could get there."

The Bruins finished the first day of a dual with 38 points, while Texas stood second with 30 points, followed by Northeast Louisiana with 21, California with 18, Illinois with 14, Louisiana State with 13 and Texas A&M and Oregon with 12 apiece.

Texas has little second-day firepower

with which to make a run at UCLA today.

"I felt it was very important for us to get some momentum going early," Larsen said. "There is a lot of pressure on a defending champion team that is favored, but we handled the pressure and hoopla very well."

Young's performance was one of two big-time efforts on the track. The other was a 19.87 time in the 200 by Lorenzo Daniel of Mississippi State, whose dominating effort

Turn in BRITISH DANCE 11C

# BRUINS

Continued from Page 1C

made him the fifth-fastest performer all-time in his event.

In addition to Young's win and the 2-3 by Thompson and Blutreich in the discus, the Bruins got a third from Henry Thomas in the 200 and a second in the 400-meter relay.

"I knew I was capable of running this fast," Young said running the year's fastest time. "But I've been overstriding and chopping hurdles, and today it was smooth the whole way. I ran 12 strides until the fourth hurdle, then made a smooth transition to 13 and it felt good and easy all the way in."

Larsen attributed Young's big breakthrough — from a previous best of 48.71 — to rest.

"He's been doing other events and his work load has been high all season," Larsen said. "He's run the last times

*'When he gets in a position like this where he's rested and running just one event, it's the best situation he's had all year to run fast'*

he has a little fatigued, and when he gets in a position like this where he's rested and running just one event, it's the best situation he's had all year to run fast.

"We're still looking ahead to the Olympic Trials and the Olympics, but obviously he's coming along rapidly. He is a tremendous athlete."

The Bruins have several of those, including Thomas, who was third in the 200 in 20.25 despite health problems. Thomas was also third a year ago.

"I'm not sharp because I missed about a month this season being sick," Thomas said. "I have real bad allergies, and they even bother me in Los Angeles. I knew it could be a problem up here, and it really worked to my advantage that it's been raining here."

"All I wanted to do was help the team, and that meant getting in the top three. I'm satisfied with my race because I felt I went out and competed with those guys, and that will help my confidence for the rest of the year."

The Bruins also had outstanding athletes on their sprint relay team. Had they not, second would have been an impossibility following a terrible first exchange between Mike Marsh and Danny Everett. As it was, Thomas ran an outstanding anchor and caught everyone except Stanley Kerr, who kept Texas A&M in front for the victory in 38.84 to UCLA's 38.04.

"Danny took off a little late and Mike just overran him," Larsen said of the first exchange. "I think Danny stood up too much and the headwind threw him off. Henry did a great job closing, but he had too much ground to make up."

"I think they all ran well, we just haven't spent enough time passing the baton to be real efficient at it."

If the relay cost UCLA a couple of points, the discus more than made up for it.

Only eight athletes qualified for the event, so there were no prelims and everyone was guaranteed points. No one expected the Bruins to do much better than three points for seventh and eighth, because Thompson and Blutreich came in with the two worst marks in the field.

Those marks, 192-2 for Blutreich and 192-4 for Thompson, would have won the event as Nissula threw just 190-7. But Thompson and Blutreich came closer to their bests than anyone, with marks of 189-0 and 188-6 respectively, to give the Bruins a big lift.

"It's a great feeling to come through in the clutch," Blutreich said. "We didn't expect this, but no one was popping any big throws. After the third round, we talked to each other and said 'this thing is really up for grabs.'"

"It's really a great feeling to contribute like this. Our team is built around the sprinters, and they are great guys and world class athletes. We're not, but we gave them a cushion to work with."

Blutreich got his third-place mark on his final attempt, while Thompson's second-place effort came on his fourth attempt and was the only one of his six efforts that would have placed him anywhere but last.

"Except for that one throw it wasn't one of my very good days," Thompson said with a laugh. "But it only takes one."

UCLA still has a lot of firepower to unload in today's final events.

The Bruins can look forward to a possible 1-2 in the 400 with Everett and freshman Steve Lewis, and they are favored to win the 1,600-meter relay to finish the meet. In between, Marsh should score heavily in the 100.

That will be more than enough to give UCLA its eighth NCAA title.

# Villanova's Huber wins celebrated 3,000

By KURT ROSENBERG  
The Register-Guard

East met West under an azure sky on a perfect Friday evening. At last, there was no rain, no wind, no numbing cold to spoil perhaps the most anticipated race of the NCAA Track and Field Championships.

Nothing would stand in the way of what would be a classic 3,000-meter confrontation between Villanova's Vicki Huber, who traveled all the way from Philadelphia's Main Line, and Oregon's Annette Hand, who is never more at home on Hayward Field's starting line.

The race began, and characteristically, Hand, so familiar with this track and what has become almost her rightful place at the head of the pack, strode into the lead. She remained there for maybe 1,200 meters, but with Huber hanging perilously on her shoulder the entire way.

Then, almost instantaneously, Huber was gone, like an East Coast commuter train leaving the station while the tardy passenger, watching helplessly, gets left behind. Hand was that passenger. Huber extended the throttle to its fullest and extended her lead from five meters to 10 meters to 20 meters to 75 meters, easing to her final destination in a collegiate record 8:47.35.

"I wasn't going for a fast time," Huber said after her second consecutive NCAA 3,000 title bettered the 1985 record set by Wisconsin's Cathy Branta by more than two seconds. "I was just going for the win."

And in fairness to Hand, her second-place time of 8:59.15, though it was overshadowed, was remarkable in its own right. In her first loss to a collegian this season — Mary Slaney and Claudette Groenendaal are the only other runners to have beaten her — the Oregon senior finished with a lifetime best by three-quarters of a second.

As if the event even needed any more thrills, the most captivating part of it all may have been the giddy display by Penny Graves, almost unnoticed for the first third of the race. Then she worked her way past Rice's Pam Klassen into fourth place and staged another of her classic Hayward Field battles on the bell lap.

This time, the drama revolved around third place rather than first. This time, Rita Delnoye of Texas-El Paso was the victim of Graves' relentless kick. Buoyed by the rhythmic clapping resounding from the west grandstand, she took third easily, finishing in 9:09.72.

After Huber crossed the line with the fans supporting her as if she'd been wearing green and gold rather than navy and white, the emotion was unleashed in torrents. The Villanova junior extended a hand to Hand, as well as the other finishers. Hand and Graves embraced, savoring the next-to-last race of their collegiate careers; they'll do it all over again today when they run the 5,000 with teammate Liz Wilson at 3 p.m.

Then Huber took a solitary, satisfying victory lap while Hand and Graves accompanied each other with a 400-meter celebration of their own. Later, they all held hands on the awards stand.

"It was pretty predictable," said Oregon Coach Tom Heinonen, clearly satisfied with the 14 points the Ducks secured in the race. "Huber's obviously an Olympic contender who's gonna put the screws to the post-collegians. Annette can run a lot faster, and Penny just ran a great, tactical race."

And entering the final day of competition, the Ducks are in fourth place in the team standings — tied, appropriately enough, with their friends from Pennsylvania. Villanova also has 17 points, with LSU (35), UCLA (32) and Nebraska (24) in the first three spots.

Earlier Friday afternoon, Camille Jampolsky, who took second at last year's NCAA's and was picked by some to again place as high as second in the high jump, finished a disappointing sixth to score Oregon's other three points. And Julie Goodrich, who on Wednesday barely qualified for the finals of the long jump, this time barely missed escaping the preliminaries, finishing ninth while the top eight advanced to the championship round.

For the Ducks' other two seniors (as well as sophomore Jill Smith, who competes in the javelin finals at 12:15 p.m. today), their careers remain intact, at least until this afternoon. But while Hand is one of the favorites in the 5,000 and Graves could also score significant points there, they'll be hard pressed to duplicate the drama they and Vicki Huber helped author on Friday.

"I felt like it was the right time to do it," Huber said of her strategic move on Hand. "When you pass, you have to pass with authority, so when I made my move, I knew that it had to be my one move of the race."

It was, and Hand was acutely aware of it, knowing full well that one, she couldn't catch Huber and two, she shouldn't have even tried, considering an even longer race awaited her less than 24 hours later.

"It would have been nicer to have somebody to run with, but it's hard when they're that far out in front of you," said Hand, who will seek her first NCAA title today. There was nothing I could do."

Not so for Graves. Like her teammate, she knew it was fruitless to try to catch Huber. And she recognized that catching Hand was equally hopeless. So wisely, Graves simply went for the six points.

"I came in with the third fastest time and that's what I wanted to come out with," she said. "The other two were too far out in front, so it was a matter of just keeping my pace, and the crowd kept me going. It went just how I wanted."

For everyone involved.



Oregon's Annette Hand (right) and victorious Vicki Huber embrace after record-breaking 3,000

photos by GEORGE MILLENER and ANDY NELSON



# Daniel's not only a 200 winner but world's fifth fastest ever, too

Compiled by The Register-Guard

Mississippi State's Lorenzo Daniel showed a lot of promise as a freshman, when he placed third in the NCAA 200 meters.

But that promise only heightened the frustration which followed when Daniel placed eighth each of the next two years.

"I was sick with an eye infection as a sophomore," Daniel recalled, "so I didn't feel that bad about it."

"But last year I just didn't run well because I was too concerned about everyone else in the race. This year I was determined not to worry about anyone except Lorenzo Daniel."

The strategy paid off as Daniel ran away from a talented field to become the fifth-fastest 200-meter performer ever with a clocking of 19.87. Ailee Mahorn of California set a Canadian record with a time of 20.20 but finished a distant second as Daniel also broke his own collegiate record.

"No. 5 all-time," Daniel repeated when informed of his accomplishment. "I guess I'm pleased about that. I really wasn't concerned about the time. The only thing on my mind was winning."

Daniel took control of the race early, coming off the turn in front and leading comfortably the rest of the way.

"The turn won it for me," Daniel said. "I came out of the turn and I knew I had a lead of two steps on everyone. Then I was able to relax."

So awesome was Daniel that Mahorn didn't even feel badly about losing.

"I got out well and ran a good race," he said. "I thought I was capable of 20.20, and that's what I ran, so I had a good run. He'd run 19.93 coming in, so I had to think it was possible he'd run faster."

Mahorn said his goal is to peak for the Canadian Olympic Trials in August. But Daniel doesn't think his fast time means he's peaking.

"I'm a lot stronger this year and I'm not worried about peaking," he said. "I feel confident about the Trials myself."

Paul Erang, a 20-year-old freshman from Kenya, used his sprinter's speed to come from far behind and win the 800.

"I wasn't as exhausted as I was in the heats," Erang said. "I wanted to stay back and then come back at the end."

Erang came back all right. Trailing the pace setter, Mark Everett of Florida, by as much as 30 meters with 300 meters to run, he came from dead last over the final 200 meters to win in 1:46.76.



Lorenzo Daniel's eyes went where everyone else's looked, at his 19.87 on the scoreboard

"It's what I was aiming at," Erang said of the title. "It was the first time I've run in a big meet and only my eighth 800 meters."

Erang had been mainly a 200- and 400-meter runner before he was discovered by Virginia Coach Fred Hardy. He had bests of 20.9 in the 200, and 45.6 in the 400.

"The 400 is pretty painful, but so is the 800," he said.

Two other foreign athletes — Maude Ado of Texas Southern by way of Nigeria, and Pablo Squella of Texas by way of Chile — finished second and third, respectively.

"I knew he was behind me, but I didn't know how fast he was," Squella said of Erang. "He passed me so fast. I'd say he has a great future."

Freshman Kelly Riley of Arkansas State required three attempts to negotiate opening height in the pole vault, then won the event by clearing 18-3¼ on his final try. The win was doubly satisfying after he failed to place in the NCAA Indoor meet last winter.

"I jumped 17 feet in high school," Riley said. "When I went to college, I wanted to get eight NCAA plaques. But I only placed seventh indoors, and to get a plaque you have to be in the top six. One miss cost me indoors. From not placing to go to national champion is a great accomplishment for me."

Riley said he had some technical adjustments to make in the beginning.

"I was running really good and it's a fast runway," he said. "Once I got everything worked out at the first height, I was all right."

Kari Nisula of California didn't expect to win the discus, or to see anyone win it with a throw of 190-7. But that's how far Nisula threw, and he won.

"I expected the guy from Louisiana State (John Nichols) to win," Nisula said. "I thought it would take a throw of 195-0. But I'm happy. I was just hoping for a top-three finish."

Nisula is going home to Finland on Sunday and will begin preparation for the Finnish Games in August.

The 10,000 meters was a closer race than the 200 meters as John Sherer of Michigan beat Donald Johns of Eastern Michigan by nine-hundredths of a second, clocking 28:50.39.

"The last 100 meters was the toughest I've ever run," Sherer said. "But to win here was a good feeling, and the crowd was great."

# Like Lakers, UCLA and Devers try to wrap it up today

By DAVE KAYFES  
The Register-Guard

The thought of comparing him to the UCLA women's track and field coach is a little bit of a stretch, but Los Angeles Lakers basketball coach Pat Riley crossed Bob Kersee's mind Friday.

He hesitated, but then let loose:

"I'll guarantee you, it will wrap tomorrow," Kersee said, referring not only to the Lakers' quest of a series victory over Dallas today, but to Gail Devers' pursuit of a first national title in the NCAA track and field championships at Hayward Field.

"She has gone three years and tomorrow is the NCAA championships and she hasn't won anything yet," he added. "But I'll refuse to allow her to leave here without a national title. She's a good athlete and she has given me and her hotel too much. It's her time tomorrow."

Everything certainly would appear to point to that. It's as sure, Kersee thinks, as the Lakers beating the Mavericks in the Forum this afternoon.

But, like the Lakers, the Bruins could be in for a fight.

Led by Schowonda Williams' victory in the 400 hurdles, Louisiana State took the first-day lead with 35 points to 32 for UCLA, and the Tigers appear to be the team to challenge the Bruins on the final day.

"It's a team race," Kersee admitted. "Now, it's a

matter of who wants the championship. I think my group wants it, and I know Gail Devers will be ready."

She is a big favorite in both of her individual events today. Not only is she the co-holder of the American record in the 100 hurdles at 12.61 with Kersee's wife, Jackie Joyner-Kersey, but she holds the meet record in the 100, 11.12 set in preliminaries in 1988.

But she was the favorite in the long jump Friday, too, only to be upset by an unheralded 22-year-old senior from George Mason of Fairfax, Va., named Nena Gage.

Gage had never leaped beyond 21 feet in four years of collegiate jumping, and her name wasn't even listed among the top 12 contenders in The Register-Guard form chart.

Devers, on the other hand, had a best of 22-2 1/4 coming into the event, and she took only one jump Wednesday to lead qualifying at 21-10 1/4.

But this is the national championships, and funny things can happen here.

On her third attempt in the first flight, Gage soared 21-8 1/4, 10 1/4 inches beyond her previous best. That put her ahead of Devers, who had gone 21-6 on her first attempt.

I still figured she was going to do it in the finals," Gage said of the UCLA sensation. "I was so highly respectful of her (Devers). Just to come in and compete with her is a rewarding feeling enough."

As it turned out, Devers fouled two of her final

## 'I'll refuse to allow her to leave here without a title'

three jumps, including her last on.

"When I saw the red flag, I knew it was over," Gage said. "It was exciting. It was like being at home. The surface is like we have at home, and I saw a lot of green and gold (George Mason's school colors.) Everything just came together."

For Devers, it was the exact opposite. Very little came together.

"Every time I went to the board, it was either a foul or I was way off," Devers said. "Even when it was a fair jump, I didn't get a piece of the board."

Devers had leaps of 21-6, 20-3 1/4 and 21-4 1/4 in the prelims. Her only legal mark in the finals was 21-2.

Devers and the Bruins also came up short in the 4x100 relay, although it was no fault of Devers.

Fifth when she got the baton to anchor the Bruins, Devers brought her team back to second place, just behind Arizona State, which won in 43.64. UCLA was timed in 43.74, just ahead of Louisiana State in 43.83.

"I would have liked to have done a little better, but I can't cry over spilled milk," she said. "I'm willing to do whatever is necessary tomorrow."

Although the Bruins are only three points behind Kersee's form chart, thanks to a 3-4 finish in the discus by freshman Tracie Millett (180-5) and Kris Larson (179-1), they still may need Devers in the 1,600-meter relay that concludes the meet.

"I'm sure she'd be ready if needed," Kersee said.

But the points by Millett and Larson were important, he added.

"We could have gotten anywhere from 13 to seven or eight points there (in the discus)," he said. "We got 11 and that helps."

LSU's Williams, who had been denied an NCAA title for three years hermit, finally achieved her goal by edging last year's 400 hurdles champion, Nebraska's Linette Wilson, by seven-hundredths of a second. But it was a hardly an easy choice.

From Williams' perspective, it was more of a war than a race. According to Williams, as Wilson — running in lane four — went over the eighth hurdle, she moved into lane five, occupied by Williams. Then, she said, coming down the final straight, Wilson jostled her violently with her elbows.

But Williams, who on the final curve was in the middle of the pack, overcame all the adversity. She passed Wilson shortly after the final hurdle and outlasted her at the finish, winning in a season-best 55.53.

"I don't want to make a big issue out of it, but I don't think it was a fair race," said Williams, who finished

seventh at last summer's World Championships. "Maybe she was just trying too hard, but the lanes are wide enough for her to stay in her own lane. I couldn't jump over my hurdle. Then she was using her elbows a lot and banging me. But I know I won. It wasn't by a lot, but it was enough to pull it out. And I feel great. Like a champion."

It took three days, but Oregon Coach Tom Heinonen felt a measure of relief that his team finally lit up the scoreboard, largely on the strength of the two-three finish by Annette Hand and Penny Graves in the 3,000.

"Now that we got some points on the board I feel a lot better," Heinonen said. "It was nice to get the points we expected. We're not in the running for the title, but I'd like to speak up and get a trophy (awarded to the top four teams) somehow."

The Ducks should get more points from Hand and Graves in the 5,000 (Liz Wilson is in the same event) and Jim Smith in the javelin.

Arizona State's victory in the 4x100 relay came as no surprise to the Sun Devils, who have beaten much-feared UCLA in that event before. And anchor leg Jacinta Bartholomew was unfazed at the prospect of going head-to-head with the Bruins' Devers.

"She's awesome, but I thought I could hold on and get first anyway, because my teammates usually give me the lead and I was gonna try to maintain that. I wasn't that nervous. We've beaten 'em before, so we just had to prove it again."

## NCAA TRACK AND FIELD CHAMPIONSHIPS

# Olympics or football for Metcalf?

Compiled by The Register-Guard

Eric Metcalf of Texas got his redemption Friday in the long jump at the NCAA track and field championships at Hayward Field.

But in the process, he also created a dilemma for himself.

Metcalf soared 27-2 on his fifth attempt to take the long jump title for the second time in three years and to whet his appetite for more this summer.

That may sound good, but it isn't all that easy for Metcalf, who still considers playing running back for the Longhorns as his No. 1 priority.

"Before two weeks ago, I wasn't going to the Olympic Trials," he said. "Now, I don't know. I'm thinking about them again. I'm jumping well, and with a little luck I may jump further and be in it (at the Trials)."

No one certainly should count Metcalf out until after his final attempt in any competition.

He won his first title as a freshman two years ago on his final attempt, he got beat in the final round last year, and this year he guaranteed himself another victory in the final round.

"It was very scary the whole time," he said. "The wind had shifted and it was getting chilly, and I didn't think

## NCAA NOTEBOOK

anyone would get over 25. But I really wanted it. I didn't want to quit the series."

Metcalf had gone 26-7, 26-7 and 28-8½ in the trials and then 28-8½, 27-2.

Kenny Harrison of Kansas State finished second at 26-7½, the same mark as Llewelyn Starks of Northwestern State in third place.

Kenneth Petersen of Northeast Louisiana surpassed the Olympic standard of 249-4 in the javelin with his winning throw of 251-2, but he'll have to throw more than eight feet farther than that to earn a trip to Seoul.

Petersen, a citizen of Denmark, said his country's Olympic committee has set 260 feet as his special qualifying standard.

"They gave me four chances to make it," he said. "They want to be sure they make a good choice. Maybe it's justified."

Although he missed here on the second of his four designated tries at the standard, he said he was happy with his result.

"I'm in good shape, and I still have a couple more chances (in Europe) to make the Olympics," he said. "In the beginning, I wanted to throw 260 right off the bat, and I didn't throw far. After that, I've decided to forget about it, and try to win."

And it was the win here that gave him pleasure enough.

"I knew I was in good shape from qualifying," he said. "This (the climate in Eugene) is exactly the same as at home. I was prepared for it and I thought it was to my advantage."

Petersen, who placed second in last year's meet in his first year at Northeast Louisiana, got off his winning throw on his second attempt.

"It was pretty good technically," he said.

It should not have come as a surprise when Washington State's Laura Lavine won the women's discus with her sixth and final throw. She's made a career out of late heroics.

Last year, Lavine won the Pac-10 meet on her final throw, then won the NCAA meet on her fifth throw. Two weeks ago in Los Angeles, she won the Pac-10 again, this time with her fifth throw. Now the NCAA again, with no room left to maneuver.

"When the guy (announcer) said, 'For her last throw,' I just said 100 percent, 100 percent, 100 percent and I just threw it," Lavine said. "I kept thinking, you know, that I've been in this position before."

Lavine, like more than a few athletes, is a little superstitious. She began eating M&Ms before competition a few years ago because she noticed a correlation between consumption and performance, but here she got a little paranoid.

"I didn't eat as many because I thought I might get drug tested and come up with a sugar content or something," she said.

Another foreign runner, Mary Onyiah of Texas Southern, who is from Nigeria, won the women's 200. Her winning mark was 22.70, wind-aided. Though Onyiah was the leading returnee from the 1987 meet, in which she finished third, she wasn't certain about her chances here.

She was sixth in the World Championships last year, and is the African women's record-holder at 100 and 200 meters, but she missed several weeks during the season because of an injury, then came to Eugene suffering from a chest cold, which didn't get any better, with the rain and cool temperatures.

Yet when the runners came off the turn and into the homestretch, Onyiah was in the lead. "I was shocked when I came out of the curve so good," she said. She sensed Pauline Davis of Alabama, the runner-up, moving up, but was never passed.

On Friday morning, Amber Welty used a scissors to cut some of her flaming red mane so the hair would stay out of her eyes later on.

On Friday afternoon, the Idaho State high jumper cut her competition to ribbons.

Welty won by much more than a hair's breadth, easily outdistancing some names that might sound more familiar. While Oregon's Camille Jampeisky struggled, bowing out at 6-2½, and Washington's Vicki Borsheim failed to clear 6-0, Welty went up, up and away, not missing a jump until she attempted an NCAA meet record 6-4½.

No one else could do better than 6-1¼, but after clearing that height on her first jump, she went 6-2¼, then 6-3¼, also on her first attempts. Her winning jump was a PR, surpassing her previous best of 6-2.

"A miss can put you down so fast, and I was really surprised that no one else cleared that height," said Welty, who has yet to lose outdoors this year. "I'm really overwhelmed. I didn't think I was the best, but I'm really excited to win."

She also had the crowd excited with her fist-pumping, hand-clapping motivational tactics. Once Jampeisky was eliminated, the Hayward Field fans adopted the effusive redhead.

"Some people really don't like it at all," Welty said, referring to her competition. "They think you're not supposed to do that. But it really gets me excited and I enjoy it. I always tell myself I can make it and if I see myself mentally going over the bar, I can do it. It's all in my head."

And in her hair.

"I figured if I got it trimmed, it'd make me go higher."

No one could argue.



Eric Metcalf flew through the air to win the title on his fifth jump.

## RON BELLAMY



# Class of '88 has a future

**AN EXCELLENT VINTAGE**, this class of athletes who competed in the NCAA track and field championships at Hayward Field.

Robust. Spirited. Precocious. Certain to get better with age, but pretty heady right now.

Paste a blue label on the entire crate from UCLA, men and women. Danny Everett and Steve Lewis in the 400. Kevin Young in the hurdles. Gail Devers everywhere. Those talents, alone, would make this a harvest to savor.

But remember the products of some other track and field vineyards — Joe DeLoach of Houston, Vicki Huber of Villanova, Joe Falcon of Arkansas.

"This is the best field I can remember in recent years," said Garry Hill, managing editor of Track & Field News, who has seen 15 or so NCAA meets. "The track showcases their talent, and sometimes the enthusiasm of the crowd makes you think things are better than they really are, but it's definitely a vintage year."

Hill was not alone in that assessment. Bob Larsen, coach of the winning UCLA men, said the quality and



**Danny Everett**

*A medalist in Seoul?*

depth of athletes in the sprints and hurdles "compares with some of the great fields we've had," and also described the talent as strong in field events such as the long jump, triple jump and high jump.

Bob Kersee, the UCLA women's coach, described the women's talent as "very good. I have not been this excited since 1984 and the Olympic Games. The

quality of women athletes is getting better across the board. It's just excellent."

During the NCAA championships, the competitors set four college records, established nine NCAA meet records, and tied another.

And they broke in Hayward Field's new 400-meter

configuration with seven field records and tied one more. On Friday, Young broke a Hayward Field mark in the 400-meter hurdles, set by Edwin Moses, that had stood since 1980. On Saturday, Arizona State's Lynda Tolbert set an NCAA meet and Hayward Field record in the 100-meter hurdles; the old Hayward mark, set by Stephanie Hightower, had also stood since 1980.

A glance at the last two NCAA meets hosted at Hayward Field shows that athletes who excel at this level are good enough to have some staying power. "Anybody who can dominate an individual event at the NCAAs has it going in the direction where they could be one of those long-lasting, prominent people that we see," Larsen said. "Only a handful of people can continue on at the very highest of levels; hopefully, we see some come from here."

In the 1984 NCAA meet here, the dominant performers were athletes like Joaquin Cruz, Mike Conley, Danny Harris, Antonio McKay, Kirk Baptiste and Claudette Groenendaal, all elite post-collegians now. Go back to the men's NCAA meet here in '78, and you find another elite group: Greg Foster, Renaldo Nehemiah, Mike Tully, Sydney Maree, Willie Banks, Henry Marsh, Henry Rono, Rudy Chapa, many of whom still compete.

**TO PREDICT WHICH** of this year's college class will be around four years from now, in the Summer Olympics in Barcelona, or even 10 years from now, is virtually impossible, Hill said. There are so many variables — injury, younger athletes developing, financial support, goals and drive.

"The sport is so volatile," said Tom Jordan, director of the Prefontaine Classic. And yet, Jordan said, there were athletes in this NCAA meet who offer tremendous promise, including Everett, Young, Devers and Huber, who has "shown the most talent I've seen on the track since Mary Slaney at that age."

More so than in 1978, top track athletes now can think about competing for five, even 10 years after college, though it's tougher in the sprints, Harvey Glance notwithstanding, because the competitive lifespan is shorter than in the distances, and in the field events, because of lack of financial backing.

"I think we're in a new era," Jordan said. "Up to four or five years ago, people simply did not compete for 10 years. It was not that they were incapable of it, it was just that there was no incentive to. In fact, there was a disincentive, because they couldn't make a living at it." Now, some can.

**FOR SOME OF** the youngsters who competed here this weekend, the future could be sooner than you might think.

"I've been picking Danny Everett to win the Seoul 400 since he was a freshman in 1986," Hill said. He believes Young, the UCLA hurdler, might win a medal at Seoul, if only he can make the U.S. team — he has to beat out either Moses, Harris or Andre Phillips. Lorenzo Daniel, the 200 winner from Mississippi State, and DeLoach are names to watch as they take on older, more experienced post-collegiate runners during the Olympic Trials.

On the women's side, Hill is "amazed" at Huber's prowess. He expects to see her on the starting line in the 3,000 meters at Seoul. The same holds true for Devers — "a special, special talent" — though her Olympic fortunes could turn on whether she pursues the 100-meter hurdles or the open 100 in the Trials.

In any case, we haven't heard the last of Devers, Huber, Everett, Young & Co., athletes who helped make 1988 a very good year.

# Hand nabs title; Smith, too



Annette Hand got her NCAA gold, a victory in the 1,000 meters in meet-record time to propel the Ducks into third with 48 points. Staff photo by George Hiltner

## Duck women third in meet

By KURT ROSENBERG  
The Register-Guard

Saturday morning commenced with an anxious Tom Heinonen rising one more time around the crack of dawn, making one final adjustment to his form chart, a chicken-scratch of teams and points and places on a mangled sheet of yellow paper that had his Oregon women finishing fifth in the NCAA Track and Field Championships with 36 points.

About the same time, perhaps, a pensive Annette Hand lay in bed, nervously pondering the climactic day of her college career, not envisioning her 3,000-meter race so much as the elusive NCAA victory lap for which she'd been longing.

On this same tension-filled morning, Jill Smith and Brooke Allen were joining their coach, Sally Harmon, at the Original Pancake House to devour a complimentary pancake breakfast.

### The last day

- LSU women take a repeat title home/6C
- Joe DeLoach ran 1988's fastest 100/7C
- Suzy Favor keeps winning titles /8C
- Eric Finch was third in the hammer as UO men finish seventh/9C

and direct the afternoon's upcoming javelin competition.

Later, they found themselves together at Hayward Field. Similarly, as the afternoon unfolded, everything came together for the Ducks.

In the early afternoon sunshine, Smith watched Louisiana State's Cheryl Coker's final throw, and knowing she'd secured an NCAA title, embraced Allen before sprinting headlong to the east grandstand for another squeeze from Harmon. Allen, meanwhile, would soon experience similar euphoria, for shortly before Smith took her No. 1 position on the victory stand, the largely unheralded freshman stepped up to accept her sixth-place award. The Ducks now had a total of 30 points.

Shortly thereafter, Hand and Penny Graves appeared on the track at the end of the backstretch. Some 15 minutes later, following a mind-boggling episode of I've got it-you-take-it, cat-and-mouse game playing with Cal State-Los Angeles' Sylvia Mosqueda, Hand got her title, winning the 3,000 in an NCAA meet-record 15:38.47. And all Graves did was rally from near the back of the pack, moving from seventh to sixth to fifth — passing Mosqueda on the bell lap — then kicking still harder on the final straight to catch Texas' Trina Leopold and finish fourth in 15:50.41, a lifetime best by nearly eight seconds.

And the Ducks had 15 more points and a lock on third place behind national champion Louisiana State and runner-up UCLA that few would have predicted. A crowd of 8,935 watched Oregon's best NCAA finish since its 1985 title.

"There's no way we could have asked for any more than that," Heinonen said. "Track & Field News

Turn to UO WOMEN, Page 9C

# UO WOMEN

Continued from Page 1C

picked us for sixth, and this morning I thought five teams had a chance to be third. But it worked out perfectly. We got everything we could have asked for."

After an unsurprising second-place finish in Friday's 3,000, Hand returned 20 hours later and got everything she could have asked for in the 5,000, though the feat was accomplished in bizarre fashion.

The problem with this race was that both Hand and Mosqueda — who set a collegiate record in Wednesday's 10,000 — have an insatiable passion for leading any time they step on the track.

So they shared their passion. Mosqueda, nicknamed "Mosquito Brain" for her often senseless race tactics, had a minuscule lead for about 1,600 meters, until Hand, a future school teacher, surged ahead. But only for an instant, as Mosqueda went right by her again. A quarter-mile later, it happened again. Hand moving ahead on the homestretch, Mosqueda regaining the lead instantly.

And it happened again and again and again and again.

"We kept hitting legs and everything," Hand said. "I knew that if I could stay in there, maybe I could break her. I tried to do it, but she wasn't gonna let me."

Then Oklahoma State's Jackie Goodman got into the act, moving to the front with about 1,500 meters to go. But the teacher gave everyone a lesson, passing Goodman, while getting the "Mosquito" out of her hair for the final time. Over the last four laps, Hand opened the lead, beating Goodman by 30 meters while Mosqueda dropped to sixth.

"It couldn't have happened at a better place, that's for sure," said Hand, who was unable to complete her victory lap without an embrace from an unknown spectator who stormed out of the west grandstand to present her with a bouquet of red roses — and another from her boyfriend, Zach Peters.

"There are times that if you don't win, you know you can do it next year, and that was what was so tough. I knew I had to go for it because I knew there wouldn't be another chance."

Certainly, Graves could relate to that. For the second day in a row, she summoned a late supply of energy, following Friday's kick that brought her third in the 3,000 with another that gave her fourth in the 5,000.

"I just wanted to stay positive and keep my eyes on the pack," said Graves, who finished sixth in last year's NCAA 5,000. "I only wish I could have started my kick a little earlier. But I'm up two from last year, and to go out this way is great."

Smith, meanwhile, is up seven from last year and still has two years



Oregon had two happy scorers in the women's javelin Saturday at Hayward Field, sixth-place finisher Brooke Allen (left) and NCAA champion Jill Smith

to go. Once again, she was a model of consistency, despite a serious leg injury that forces her to take aspirin every time she competes. None of her throws measured less than 168 feet and her winning toss went 180-8, eclipsing her personal best by four feet, seven inches

and moving her past Patty Kearney and Roz Rouse into third place on the Ducks' all-time list.

"I thought I was gonna hate having the crowd clapping when I was on the runway, but it was great," she said. "I

absolutely loved it. On my winning throw, I didn't feel anything, and when you don't feel anything, you know it's a good throw."

Perhaps she didn't feel it at the time, but later, the sensation was most acute.

"It's a sweet taste," she said.

And for Allen, that same taste would be savored — far more than the pancake breakfast she and Smith had shared earlier. While she fouled on her final four throws, that hardly left her with a bitter taste. Not after the unsung redshirt freshman — who after finishing her season with the Oregon's women's basketball team didn't compete in her first varsity meet until six weeks ago — learned that her preliminary throw of 171-4 would be good for sixth.

"I can't believe it," she said. "I really wanted to get one — for the crowd and for myself. I was really excited."

In Hand, Smith, Graves, Allen, Wilson, Camille Jampolsky and Julie Goodrich, the Ducks had seven All-Americans, the most since 1982.

In Hand and Smith the Ducks had their first national champions since 1985.

And in hand, the Ducks had a third-place plaque they will savor for some time.

So Saturday afternoon concluded with Smith and Graves and Liz Wilson taking an easy lap around the track, passing the plaque to one another . . . with Heinonen resting on the high-jump landing pad next to his wife Janet . . . with the scoreboard glowing:

1 LSU, 61

2 UCLA, 58.

3 OREGON, 45.

"To finish in the top three, that's something else," Graves said. "Something to celebrate tonight."

Staff photo by Chris Pletsch



# DeLoach bombs 100 after 200 bomb out

By JOHN CONRAD  
Sports Editor, The Register-Guard

If Joe DeLoach couldn't withstand a little adversity, he wouldn't be running for the University of Houston.

This week's setback was DeLoach's failure to qualify for the NCAA 200 final, which he was favored to win. But DeLoach made up for that Saturday, winning the 100-meter title with the fastest time in the world this year.

DeLoach ran 10.03 to equal the NCAA meet record.

"I wanted to prove to myself I could be competitive in the 100 as well as the 200," DeLoach said. "There has been a lot of doubt about my ability in the 100, and I came here determined to be victorious in that event."

That determination was doubled after DeLoach failed to qualify in the 200.

"I was shocked but I didn't lose my confidence because I knew what happened," DeLoach said. "I didn't take the cooler weather into account and consequently I didn't warm up enough.

"When the race started, I could tell I wasn't warmed up, so I didn't push it because I didn't want to get hurt. But I knew I could do well in the 100, and I spent a lot more time warming up even though it was warmer today than for the 200."

DeLoach's fortunes at the NCAA meet are nothing out of the ordinary for a young man whose college career has been shrouded in controversy.

"The biggest battle I've had in track and field has not been a physical battle," said DeLoach, who turns 21 today.

It all started three years ago when DeLoach was the third-ranked prep sprinter in the United States and was being recruited by the University of Houston.

Olympic gold medalist Carl Lewis visited DeLoach at his home in Bay City, Texas, and the NCAA determined that Houston had violated the rule prohibiting such contact by a representative of the university's interests. The NCAA ruled DeLoach could never run for the Cougars, although following a

university appeal the NCAA agreed to allow DeLoach to attend Houston if he sat out a year and gave up a year's eligibility.

"That sort of bruised my mentality as far as track and field is concerned," he said. "It took away some confidence from me by not being able to go to a team situation."

DeLoach seems to have regained that confidence, though. He believes he is capable of making the U.S. Olympic team in either the 100 or 200.

"I would like to try to qualify (for the U.S. Olympic team) in both events," he said. "I think I could qualify in both of them, but the best sprinters in the world are in this country and it's going to take some mean times to do it."

But DeLoach feels he can produce, and in winning the 100 he upset defending champion Raymond Stewart of Texas Christian, who was timed in 10.10.

"I have a lot of strength and faith in myself," DeLoach said.

# Relay record tops off UCLA crown

By JOHN CONRAD  
Sports Editor, The Register-Guard

There just isn't anyone in collegiate track and field capable of pushing the UCLA men.

The Bruins started the final day of the NCAA championships at Hayward Field on Saturday with a 1-2 finish in the 400 meters, then ended it with a record-setting performance in the 1,600-meter relay, to run away with their second straight national championship. The margin was 82-41 over Texas, which wasn't as overwhelming as the 81-28 margin

over the Longhorns a year ago in Baton Rouge, La.

But don't take that as a sign of complacency. This is a team with as much pride as talent.

With nothing to prove, the UCLA foursome of Steve Lewis, Kevin Young, Danny Everett and Henry Thomas set a collegiate record of 2:58.91 in the 1,600-meter relay, becoming the first collegiate unit to break the three-minute barrier. Then, they talked of how it could have been even better.

"We knew we had the team to do it," Thomas said.

"What is impressive is that we ran under three minutes after three days of competition. That's what people should know. We could run at least a couple seconds faster if we had an opportunity to run nothing but the relay."

The splits for the relay were 45.0 for Lewis, 44.4 for Young, 45.3 for Everett and 45.2 for Thomas.

"It feels good to go under three minutes," Young added. "Other teams may do it in the future, but we'll always be the

Turn to BRUINS, Page 7C

## BRUINS

Continued from Page 1C

first. Doing that has been on our minds ever since we came to Oregon, and we were determined to take care of business clear to the end of the meet."

The Bruins did that.

UCLA's final day started with an easy and expected 1-2 finish in the 400, with Everett running 44.52 and Lewis 44.83. Mike Marsh added a fourth in the 100, and then the Bruins got some unexpected points when David Wilson took second and teammate John Knight eighth in the hammer. While the relay team was doing its thing, Wilson came back to claim seventh in the shot.

"We thought we could score in the 60s or maybe the low 70s," UCLA Coach Bob Larsen said. "But we had breakthroughs in the weights. Those were hidden points because everyone looks at our sprinters, but our weight people felt confident about their abilities and I think they made a statement about what they can do."

Larsen said this title is more significant than last year's.

"That was the first and that is always special," he said. "But this verifies that we are doing things correctly. We've got outstanding athletes, but it's also a tribute to assistant coaches John Smith (sprints) and Art Venegas (weights) because two years in a row now they've gotten their people ready at just the right time."

"I think this year was easier on the athletes than last year because they'd been through it before and knew what to expect at this level. They knew they could produce even with a high level of anxiety."

The only anxiety the Bruins felt in the 400 was the sight of Everett and Lewis going head-to-head, a practice UCLA discourages whenever possible.

Everett, who was second a year ago, led most of the way before Lewis, a freshman in his first NCAA, pulled slightly ahead coming off the final turn. But Everett immediately went back in front and stayed there.

"The first 300 I dictated the rhythm of the race and Steve just came along behind me," Everett said. "But I didn't feel comfortable today, and I knew I didn't feel comfortable when I woke up this morning. Maybe it was because of the weather, but I just kind of struggled in."

"The difference between Danny and me is experience and technique," Lewis said. "He's worked with John (Smith) more years than I have. But I'm happy. The sky is the limit for me, and I didn't expect to accomplish as much as I have this year."

Lewis also felt he proved something.

"They took my junior world record (44.65) away because they didn't have drug testing at the Pac-10 meet," Lewis said. "So I wanted to prove to everyone that I could run under 45-flat. I feel like I'll get that record back."

Larsen is hopeful Lewis will still get the record off his Pac-10 performance. He said Lewis' drug-test results from the NCAA would be submitted in the hope of getting the mark accepted.

"They both ran very well, but I don't think either felt fresh," Larsen said. "Danny started out fast and couldn't keep it up, then Steve caught up but couldn't hold it."

The 1-2 in the 400 didn't excite Larsen as much as the sub-three minute relay.

"We'll all have to celebrate a little tonight," he said. "That was really frosting on the cake."



# UCLA star cracks victory jinx, but stumbles in the hurdles

By DAVE KATFES  
The Register-Guard

Gail Devers won a couple of major battles, but she failed to win the war for the UCLA Bruins on the final day of the NCAA track and field championships at Hayward Field on Saturday.

On the plus side, Devers broke a string of second-place finishes in the national championships with a sizzling wind-aided 10.86 victory in the 100 meters, and ran a leg on her team's winning 4x400 relay team.

When asked if that took the monkey off her back, she responded: "Yeah, monkey, refrigerator, house or whatever you want to call it."

The pressure indeed was immense on the gifted UCLA senior who had never won a national championship coming into her final day of collegiate competition. She had finished second in the long jump for the second time in a major upset Friday and she had finished second in the 100 last year.

But as pleasing as were her victories in the 100 and

relay Saturday, her third place in the 100 hurdles had to temper some of the excitement.

Had she won the hurdles in which she is the co-holder of the American record at 12.61, the Bruins would have won the meet.

Instead, she hit the last two hurdles, stumbled and slipped to third place for six points. Had she gotten the 19 points for first place, it would have made a big difference since Louisiana State won the meet by three points over the Bruins, 61-58.

"I did my best," Devers said. "Things like that happen. I hit it (the seventh hurdle) hard, and I couldn't recover. In a race like that, with everyone that close, it can cost you, but such is life."

Blazing by Devers was Gyneth Tolbert of Arizona State and LaVonna Martin of Tennessee. Tolbert got the win in 12.82, erasing the meet record of 12.84 by Benita Fitzgerald of Tennessee in 1983 and the field record of 12.90 by Stephanie Lightower of Ohio State in 1980.

Martin was clocked in a personal best of 12.65, and Devers took third in 12.90.

While the setback was a major disappointment for Devers, it was a major triumph for Tolbert, who had been beaten by Devers by a full two strides in the Pac-10 hurdles finals.

And for Tolbert, it was a break that was long overdue.

To begin the year, the Arizona State track program lost its coach, Clyde Duncan, when it was learned that he was being investigated by the Pac-10 for rules violations, including giving money to athletes for trips home.

On the heels of recruiting violations leveled against previous coaches Len Miller and Frank Morris, that was pretty serious business, and it will be taken up by the Pac-10 at a meeting this summer.

Richard Wanninger, the Arizona State assistant sports information director, said one of the athletes who benefited from the alleged violations was Tolbert,

but she declined to talk about that.

She did say, "I was left totally in the dark. I didn't know where my career was going, or if we'd even have a track program."

Ed Gorman assumed the interim coaching position, and LeRoy Walker, a former Olympic coach, happened to be in Tempe, Ariz., at the time, and he talked to the track team members.

"He told us to wait and see what happens," Tolbert said. "He had a lot of experience, and we listened to him."

Although Walker coached her at times in the hurdles, she didn't have a true coach in the event and she was left to rely more on her own natural ability.

"I didn't run the hurdles until I was a junior in high school in Washington, D.C.," she said. "My first race was in a shuttle relay, and I didn't run an open race until my senior year."

That year, however, she made tremendous strides,

winning TAC junior nationals in 13.53 and getting a full scholarship to Arizona State.

"Everything was fine until the controversy started," she said. "It went downhill after that."

Somehow, though, she's managed to survive, and it all seemed worth it Saturday.

"I'm strong mentally from my mom and dad," she said.

As for her final year of eligibility, she's not sure.

"Even if we (the Arizona State track program) get the death notice, I think I'll still stay at Arizona State," she said. "I'm not going to give track all the credit. I'm on my way to a diploma, and that's why I want to stick it out."

But if the program gets a reprieve from the Pac-10 later this month, who knows? She may get another shot at another title next year, and the Wildcats may be shooting for more than just fourth place, their finish this year.

# LSU's 'lagniappe' a surprise

By DAVE KAYFES  
The Register-Guard

Down in Cajun country, they have a word for it: lagniappe.

"It's Cajun for serendipity," explained Louisiana State women's track and field Coach Loren Seagraves. "You know, a little bit extra."

And that's what Seagrave's LSU women gave on the final day of the NCAA track and field championships Saturday at Hayward Field — a little bit extra right across the board in overcoming pre-meet favorite UCLA for their second team title in as many years.

The Fighting Tigers scored in 10 events, five on Friday and five on Saturday, their final eight points for second place in the 4x400 relay clinching the title.

"Last year, a lot of people expected us to win going in, but I don't think anybody expected us to win this time," Seagrave said. "It was just a thing where everybody pulled together and everything fell into place. It was totally unexpected (after losing seven All-Americans last year), and it's just a tremendous feeling. I think we maxed out plus."

Seagrave said he was glad in retrospect that his team had a meet here earlier in the year and that it had arrived here a week ago Wednesday, seven days before the first day of competition.

He also was grateful that 40 LSU track fans made the trip to cheer on the team, and that someone had flown in 200 pounds of crayfish for some Cajun cooking.

And he was thankful even to those who overlooked his team, and cast them in the role of underdog.

Although the points in the final relay sewed up the title, Seagrave preferred to point to a couple other performances as instrumental to the team triumph.

Like the third place in the 100 meters by freshman Esther Jones, following her sixth in the 200 on Friday.

Like the second place in the 800 Friday by junior Sylvia Brydson, who was not even mentioned among the 11 top contenders in The Register-Guard form chart.

Like the third place in the javelin by Cheryl Coker of Carleton Place, Canada, who had not scored in her previous NCAA appearances.

They all played major roles, and they all believed they could do it, even though the experts didn't look at them seriously until after they scored 35 points Friday.



Janeene Vickers gives UCLA the relay win, but Schowonda Williams (114) guarantees LSU a team victory.

"I never did think we were out of it," Coker said. "I knew I had it (a big throw) in there, and it was just a matter of doing it. I'm just glad it came out today."

For Jones, 19, the youngster of the group from Milwaukee, Wis., it was all a new experience, and it was hard to describe.

"We didn't think we could win, and we didn't think we could lose, either," she said. "Gail Devers (of UCLA) is a world-class athlete, but I didn't feel intimidated. I just figured to run my race."

Of all of the Tigers, though, the most important was Schowonda Williams, a senior 13-time All-American coming into the meet.

She was the team's lone individual champion, winning the 400-meter hurdles Friday, and then finishing fifth in the 100 and anchoring the relay to second place in the deciding 4x400 relay.

"I knew we had to be within three points of them," Williams said about the relay. "But I was confident we could pull off a victory."

Going into the final event, LSU had 53 points to 48 for UCLA. Should the Bruins win the relay, the Tigers had only to place third to win.

Opal Cunningham grabbed a lead for the

Tigers on the first leg, but Devers pulled the Bruins ahead on the second leg. Brydson pulled the Tigers from third place to second on the third leg, and the rest was left to Williams.

Williams had Tamika Foster of Arizona State ahead of her, and UCLA freshman Janeene Vickers behind her most of the way. Williams passed Foster down the stretch, but then Vickers caught her just before the tape to give UCLA the victory in 3:29.82.

The Bruins had won the race, but the Tigers had won the title.

"Coming in, I thought UCLA was going to win," she said. "But to win takes more than one person. Event after event we got more confident. And then going into today, we knew we could pull it off."

"Really, I thought we were like the weather," she added. "The better it got, the more points we got. We did a lot of training on this track, and I think it was a great 10 days."

"It did turn out right," Seagrave said of his decision to bring his team out early. "It was a big factor. But what we didn't anticipate was the way the community would respond to us. They were great."

And so were the Tigers.

# Wind nullifies record on Hudson's U.S. best

Sheila Hudson, disappointed in the long jump, when she failed to qualify, found happiness Saturday in the triple jump at the NCAA track and field championships.

Did she ever.

The junior from Cal won her second consecutive NCAA triple jump championship with a wind-aided jump of 45-8. Though not a legal record because of that wind, it was the longest jump of any kind by an American woman.

"I knew it was a good one," said Hudson, the American record-holder at 45-2½. She was mindful of several things on the jump — getting good speed on the runway, getting good elevation on her hop, and putting some distance between herself and Southern Cal's Wendy Brown, with whom she was tied.

Brown finished second, at 44-5½, while her Southern Cal teammate, senior Yvette Bates — runner-up in the last two NCAA meets — was third at 44-2¼.

"I didn't want to leave here without a championship title," Hudson said. "I felt I had to do everything I could to just jump as far as I can. . . . That was the main thing. I had to keep my title."

Her winning effort highlighted a great day for women from Pac-10 Conference schools. In the team race, UCLA, Oregon and Arizona State finished two-three-four. And of the nine women's events decided Saturday, including the 1,600 relay, seven were won by athletes from Pac-10 schools.

Chased by the Southern Cal teammates Saturday, Hudson had to perform.

"I felt pressure the whole time," she said. "I was trying to keep my head. The triple jump is always real competitive. . . . I tried to relax as much as I could."

Hudson said the victory was helped by the fans, who adopted her effort with rhythmic clapping. "I love the fans here," she said.

Her victory erased some of the sting of not qualifying in the long jump in Wednesday's trials.

"After that," she said, "I wanted to jump better than I ever had before."

She did. However, the long jump remains her hope of getting to the Summer Olympics in Seoul; for women, the triple jump is not an Olympic event.

"I think that's everybody's loss," she said.

# Lost in shuffle was meet-record high jump

By DAVE KAYFES  
The Register-Guard

There was a day when the men's high jump was a major attraction in United States track and field.

American Charlie Dumas was the first man over seven feet, John Thomas was a world record holder, Dick Fosbury revolutionized the event with the flop and Dwight Stones brought attention to it with his boyish personality and stylish technique.

In the last five years, however, there's been a real depression in American high jumping. The world record is two inches higher than the American record, and the event has almost gone back stage at most meets in the U.S.

And it appeared that way again Saturday at the NCAA championships at Hayward Field.

There was little fanfare when Tom Smith, a 20-year-old junior from Illinois State, cleared 7-7 $\frac{3}{4}$  for his second NCAA title.

The mark was lost in a barrage of

records on the track, and Smith went almost unnoticed in the press interview tent.

Few knew that Smith's mark broke the old meet record of 7-7 $\frac{1}{4}$  by four jumpers or that it equaled the stadium record by Zhu Jianhua of China set in 1984.

The lack attention didn't bother Smith, however. He's used to it.

"It was a great thrill to win," he said. "I was thinking I could be competitive, and I was hoping I could win. With 12 jumpers over 7-5, I knew it would take a high jump, and I did it."

Although Smith had difficulty with a tailwind early in the competition, he cleared 7-5 on his third attempt and 7-6 on his second. After making 7-7 $\frac{3}{4}$  to win the event, he had the bar raised to 7-9 and had a couple of close misses at that.

Hollis Conway, 21, of Southwestern Louisiana, finished second at 7-6, while Troy Kemp of Boise State and Brian Marshall of Stanford cleared 7-5 to finish third and fourth, respectively.

Where does that put Smith in the national picture and in the movement to revive the event in this country?

"I think I'm right in there," he said. "Jimmy Howard is the most consistent at 7-8, but Jerome Carter and Thomas McCants went 7-9 $\frac{1}{4}$  this year (for the new American record)."

As for himself, he says he's taking it more seriously, and his results are reflecting that new dedication.

"I set a national high school record


of 7-5, but I entered Illinois State on a basketball scholarship," he said. "Track was second priority. Now, it seems to me, my future may be more realistically in the high jump than in basketball.

"Trying to make the Olympic team is now more important to me than being a starter on the basketball team four years at Illinois State," he added.

Which is good news for an event that used to be an American favorite.

## NCAA TRACK AND FIELD CHAMPIONSHIPS

# After defending title, Favor hopes to meet her idol



Wisconsin's Suzy Favor won 1,500 meters again

Compiled by The Register-Guard

Not many athletes get a chance to compete with their idols, but 19-year-old sophomore Suzy Favor of Wisconsin just may get her chance.

One of America's bright young middle distance stars, Favor won her second NCAA 1,500-meter championship Saturday at Hayward Field and is now looking forward to facing Mary Slaney in the Olympic Trials.

"She was always my idol from high school," Favor said of Slaney. "And now I might be running against her. I think it's exciting."

She makes no pretense of being able to challenge Slaney who may be in the 3,000 anyway, or even give her much of a race. Her goal at the moment is just to run in the same race with her and possibly to make the Olympic team.

"I feel I'm strong enough," she said. "I know I'm better than 4:09 (the Olympic qualifying standard)."

Her time Saturday, however, was only 4:13.91, slower than her winning mark as a freshman (4:09.85).

"In this meet, I wasn't really that concerned about time," she said. "I just wanted to win it. It's hard to defend a title."

Favor found that out in high school in Wisconsin, where she won four straight prep titles.

"I felt a lot of pressure," she said of her prep career. "In college I wanted to run more relaxed and have fun, and not put pressure on myself."

So far she thinks she has managed that, taking her second victory in nationals as one of those fun runs.

The pace was slow for the first two laps, so she took the lead and concentrated on winning. It wasn't really that close with Evelyn Adiru of Alabama finishing second in 4:15.62.

"It was definitely easier than last year," she said, referring to her narrow win over Ailsa Harvey of Tennessee. "But I'm never confident until it's over."

For the record:

• Saturday's attendance, 9,935, compares with 14,082 who attended the closing day of the 1984 NCAA meet in Eugene, when the Oregon men won the team title. Capacity at Hayward Field isn't that big anymore; it is now 13,350.

• The four-day attendance at the meet was 23,396. Oregon officials had hoped for more than 30,000. Total attendance at the 1984 meet, which spanned six days because the heptathlon and decathlon were held early, was more than 40,000.

• There were four college records, nine NCAA meet records, and seven Hayward Field records established in the meet.

Florida State's Art Blake could be forgiven if he never comes back to Eugene. Favored to win the high hurdles,

object of envy. One official reported being offered \$30 for his; \$25 was the offer made to another official.

Joe Falcon of Arkansas may celebrate his 1,500-meter victory by moving up to the 5,000 for the Olympic Trials.

Falcon, who ran 3:38.91 to 3:39.91 for Charles Marsala of Indiana, said he doesn't know if the strength which paid off for him at the NCAA level could do the same at a higher level.

"I feel I can kick with anyone in a 5,000 field," he said. "I'm not so sure about a 1,500. I've been training at least 85

## NCAA NOTEBOOK

Blake tangled with the first hurdle and didn't finish the race. James Purvis of Georgia Tech went on to win in 13.58.

"That was the best I felt out of the blocks all year," Blake said. "Maybe I couldn't handle it because I wasn't used to coming out that fast. I must be jinxed here. Two years ago (in the TAC meet) I hit the second hurdle here."

Purvis thought the new track at Hayward Field might have contributed to Blake's demise.

"That track is fast and I think that caused a problem for Arthur," Purvis said. "I think he came up on the hurdle faster than he expected."

Purvis said he knew the race was his when Blake went down.

"I think everyone was conceding first and second to Arthur and me," he said. "I think I would have had a good chance to win if Arthur hadn't fallen, but I won't say that for sure. What I will say for sure is the race would have been a lot faster, because I didn't have to press hard with him not in there."

Blake was second and Purvis third a year ago.

The hottest souvenir of the meet wasn't for sale. Nike provided 188 lightweight windbreakers for meet officials, and the white, green and black jackets, emblazoned with the meet name, site and date on the back, soon became the

miles per week, and I just started interval work last week."

In a 72-hour period, Washington thrower Jennifer Ponath experienced the extremes of physical agony and emotional ecstasy.

After qualifying for the finals of the discus Wednesday, Ponath found herself in a hospital emergency room being treated for a bad case of strep throat.

On Friday, she recovered sufficiently to finish seventh in the discus. And on Saturday, Ponath seemed to feel great, easily winning the shot put with a throw of 55-7.

"It's very nice despite the illness I've had all week," she said. "I wanted to keep it a secret until after the event so people wouldn't think I was making excuses."

Louisiana State lost one of its top decathletes, first-day leader Bruce Reid, to a pulled muscle in the 110-meter hurdles, the first event on the second day of the decathlon competition, but another Tiger went on to capture the decathlon title.

Mikael Olander of Louisiana State by way of Sweden came on strong in the final three events to win his second straight title with a point total of 8,021.

"I didn't have any PRs, but that's OK," he said. "I wasn't that worried."

JUN 9 1988

Wednesday

REVISION

Hept

W1  
Final

NCAA MEN'S AND WOMEN'S OUTDOOR TRACK AND FIELD CHAMPIONSHIPS  
Hayward Field -- University of Oregon  
Eugene, Ore. -- June 1-4, 1988

## WOMEN'S HEPTATHLON

(First Day: Wednesday, 1:00 p.m.; Second Day: Thursday, 1:00 p.m.)

World Record ----- 7,158, Jackie Joyner-Kersey, United States, 1986  
American Record ----- 7,158, Jackie Joyner-Kersey, World Class AC, 1986  
Collegiate Record ----- 6,718, Jackie Joyner, UCLA, 1985  
NCAA Meet Record ----- 6,390, Jackie Joyner, UCLA, 1983  
Hayward Field Record ----- 6,230, Jane Frederick, Athletics West, 1986  
Trials Qualifying ----- 5,425  
Olympic Qualifying ----- 5,700 (5,750)

Top 1987 Scorers (Returnees in CAPS) -- 1. Jolanda Jones, Houston, 6,068; 2. Eva Karblom, Brigham Young, 5,965; 3. Cathey Tyree, Purdue, 5,855; 4. Heidi Mann, Florida, 5,784; 5. WENDY BROWN, Southern Cal, 5,681; 6. Kym Carter, Louisiana State, 5,460; 7. Erin Dougherty, Arizona, 5,426; 8. Carmel Major, Boise State, 5,368.

\*\*\*\*\*

## EVENT NUMBER 1

## 100-METER HURDLES

	<u>Time</u>	<u>Event Points</u>	<u>Total Points</u>
1. Jamie McNeair, Purdue	:14.27	941	941 (1)
2. Laura Kirkham, Indiana	:14.37	927	927 (2)
3. Teri LeBlanc, Missouri	:14.47	913	913 (3)
4. Rhonda Philips, Louisiana State	:14.51	907	907 (4)
5. Crystal Young, Boise State	:14.57	899	899 (5)
6. Wendy Brown, Southern Cal	:14.60	895	895 (6)
7. Angela King, Alabama-Birmingham	:15.22	813	813 (7)
8. Clare Look, Marquette	:15.34	797	797 (8)
9. Ann O'Connor, Kansas	:15.68	754	754 (9)

Heat One (Wind: +2.61) -- Kirkham, :14.37; LeBlanc, :14.47; Look, :15.34. Heat Two (Wind: +4.02, over allowable) -- Brown, :14.60; King, :15.22; O'Connor, :15.58. Heat Three (Wind: +2.59) -- McNeair, :14.27; Phillips, :14.51; Young, :14.57.

## EVENT NUMBER 2

## HIGH JUMP

	<u>Height</u>	<u>Event Points</u>	<u>Total Points</u>
1. Wendy Brown, Southern Cal	5-10 (1.78m)	953	1848 (1)
Ann O'Connor, Kansas	5-10 (1.78m)	953	1707 (6)
3. Teri LeBlanc, Missouri	5- 8 3/4 (1.75m)	916	1829 (2)
Clare Look, Marquette	5- 8 3/4 (1.75m)	916	1713 (5)
5. Crystal Young, Boise State	5- 6 1/2 (1.69m)	842	1741 (4)
Jamie McNeair, Purdue	5- 6 1/2 (1.69m)	842	1783 (3)
7. Angela King, Alabama-Birmingham	5- 5 1/4 (1.66m)	806	1619 (9)
8. Rhonda Phillips, Louisiana State	5- 4 1/4 (1.63m)	771	1678 (8)
Laura Kirkham, Indiana	5- 4 1/4 (1.63m)	771	1698 (7)

W2

NCAA MEN'S AND WOMEN'S OUTDOOR TRACK AND FIELD CHAMPIONSHIPS  
Hayward Field -- University of Oregon  
Eugene, Ore. -- June 1-4, 1988

MEN'S JAVELIN

(Qualifying: Wednesday, 1:00 p.m.; Trials-Final: Friday, 1:30 p.m.)

World Record ----- (87.66) 287- 7, Jan Zelezny, Czechoslovakia, 1987  
American Record ----- (85.38) 280- 1, Tom Petranoff, Athletics West, 1986  
Collegiate Record ----- (82.64) 271- 1, Dag Wennlund, Texas, 1987  
NCAA Meet Record ----- (78.86) 258- 9, Dag Wennlund, Texas, 1986  
Hayward Field Record --- (79.54) 260-11, Brian Crouser, Unattached, 1987  
Trials Qualifying ----- (71.90) 235-11  
Olympic Qualifying ----- (76.00) 249- 4

Top 1987 Scorers (Returnees in CAPS) -- 1. Dag Wennlund, Texas, 252-10; 2. KEN PETERSEN, Northeast Louisiana, 246-7; 3. SIGGY MATTHIASON, Alabama, 241-9; 4. Bob Amabile, Rutgers, 238-7; 5. MIKAEL OLANDER, Louisiana State, 237-2; 6. Jim Miller, Washington State, 236-3; 7. Randy Mendenhall, Washington State, 236-2; 8. ROY SEIDMEYER, Fresno State, 231-7.

Other Returning Placewinners -- 1986: 5. Mikael Olander, Louisiana State, 239-7; 6. Jan Johansson, Washington State, 237-5; 1985: 5. Jan Johansson, Washington State, 258-6; 1984: 9. Jan Johansson, Washington State, 243-11; 11. Ken Petersen, Clemson (now competing at Northeast Louisiana), 228-2.

\*\*\*\*\*

QUALIFIERS

1. Kenneth Peterson, Northeast Louisiana (247-5, Pass, Pass)	247- 5	(75.42m)
2. Lyle Quillory, Northeast Louisiana (237-9, Foul, 214-1)	237- 9	(72.46m)
3. Vince Labosky, Kansas (210-7, 236-10, Pass)	236-10	(72.18m)
4. Stefan Petersson, Texas (234-2, Pass, Pass)	234- 2	(71.38m)
5. Jan Johansson, Washington State (224-1, 232-2, Foul)	232- 2	(70.76m)
6. Wayne Cummings, Texas-Arlington (223-6, Foul, 231-7)	231- 7	(70.60m)
7. Mikael Olander, Louisiana State (231-4, Foul, Pass)	231- 4	(70.52m)
8. Michael Renger, Southwest Texas State (212-9, 212-4, 230-8)	230- 8	(70.30m)
9. Darryl Roberson, Washington (221-5, 229-11, Pass)	229-11	(70.08m)
10. Bill Parisi, Iona (229-3, Foul, Pass)	229- 3	(69.88m)
11. Siggy Matthiason, Alabama (213-1, 227-11, 228-10)	228-10	(69.74m)
12. Chris Athanasia, Yale (201-4, 222-1, 227-0)	227- 0	(69.18m)

NON-QUALIFIERS

Curt Skaggs, Auburn (225-5, Foul, Foul)	225- 5	(68.70m)
John Richardson, Tennessee (218-11, 220-10, Foul)	220-10	(67.32m)
Roy Seidmeyer, Fresno State (191-2, 206-6, 218-4)	218- 4	(66.56m)

Men's Javelin Qualifying  
2-2-2-2-2

W3

Pat Allen, Kansas State (192-8, 213-3, 218-0)	218- 0	(66.44m)
Dave Pickett, Stanford (212-5, 195-2, 217-5)	217- 5	(66.28m)
Jeff Glass, Tennessee (199-2, 196-5, 217-4)	217- 4	(66.24m)
Bengt Rilegard, Southern Methodist 206-9, 202-8, 216-7)	216- 7	(66.02m)
Allan Herbert, Angelo State (203-10, 212-5, 202-2)	212- 5	(64.76m)
John Poole, Texas (200-1, 202-3, 209-6)	209- 6	(63.86m)
Mike Smierciak, Angelo State (205-6, 202-10, 209-1)	209- 1	(63.74m)
John Kelly, Utah State (Foul, 193-3, 196-10)	196-10	(60.00m)
David Barlia, Arizona State (189-11, 187-1, Pass)	189-11	(57.88m)



## W4

(Qualifying: Wednesday, 4:00 p.m.; Final: Friday, 5:10 p.m.)

— 32 —

Other Returning Placewinners -- 1986: 3. Pauline Davis, Alabama, :22.84; 4. Mary Onyali, Texas Southern, :22.94; 5. Wendy Vereen, Morgan State, :23.19; 8. Pam Qualls, Washington State, :23.44; 1985: 6. Gail Devers, UCLA, :23.14w; 7. LaVonna Martin, Tennessee, :23.16w; 1984: 5. Mary Bolden, Tennessee, :23.42; 6. Janet Davis, Florida State, :23.56.

\*\*\*\*\*

•

```
:23.03 QUALIFIER
:23.22 QUALIFIER
:23.26 QUALIFIER
:23.29 QUALIFIER
:23.34 QUALIFIER
:24.05
```

:22.8	QUALIFIER
:23.0	QUALIFIER
:23.35	QUALIFIER
:23.46	
:23.63	
:23.73	

NCAA MEN'S AND WOMEN'S OUTDOOR TRACK AND FIELD CHAMPIONSHIPS  
Hayward Field — University of Oregon  
Eugene, Ore. — June 1-4, 1988

W5

MEN'S 200-METER DASH

(Trials: Wednesday, 4:20 p.m.; Final: Friday, 5:20 p.m.)

World Record ----- :19.72, Pietro Mennea, Italy, 1979  
American Record ----- :19.75, Carl Lewis, Santa Monica TC, 1983  
Collegiate Record ----- :19.93, Lorenzo Daniel, Mississippi State, 1988  
NCAA Meet Record ----- :20.15, Mike Miller, Tennessee, 1982  
Hayward Field Record ----- :20.10, Millard Hampton, San Jose CC, 1976  
Trials Qualifying ----- :20.67  
Olympic Qualifying ----- :20.84 (:20.6)

Top 1987 Scorers (Returnees in CAPS) — 1. Floyd Heard, Texas A&M, :20.03w; 2. DANNY PEEBLES, North Carolina State, :20.16; 3. HENRY THOMAS, UCLA, :20.22; 4. DENNIS MITCHELL, Florida, :20.28; 5. RAYMOND STEWART, Texas Christian, :20.31; 6. Lee McRae, Pittsburgh, :20.44; 7. EUGENE McNEILL, East Carolina, :20.45; 8. LORENZO DANIEL, Mississippi State, :20.46; 9. STANLEY KERR, Texas A&M, 20.98.

Other Returning Placewinners — 1986: 2. Atlee Mahorn, California, :20.45; 4. Danny Peebles, North Carolina State, :20.56; 8. Lorenzo Daniel, Mississippi State, :20.64; 9. Stanley Kerr, Texas A&M, :20.83; 1985: 3. Lorenzo Daniel, Mississippi State, :20.44.

\*\*\*\*\*

HEAT ONE (Wind: +1.90)

1. Atlee Mahorn, California	:20.43	QUALIFIER
2. Raymond Stewart, Texas Christian	:20.44	QUALIFIER
3. Michael Timpson, Penn State	:20.61	
4. Frank Fredericks, Brigham Young	:20.62	
5. Joe DeLoach, Houston	:20.64	
6. Anthony Barnes, Fresno State	:21.56	

HEAT TWO (Wind: +3.80, over allowable)

1. Henry Thomas, UCLA	:20.24	QUALIFIER
2. Danny Peebles, North Carolina State	:20.30	QUALIFIER
3. Michael Johnson, Baylor	:20.33	QUALIFIER
4. Eugene McNeill, East Carolina	:20.45	QUALIFIER
5. Slip Watkins, Louisiana State	:20.58	
6. Devlon Dunn, Colorado	:20.78	

HEAT THREE (Wind: +2.18, over allowable)

1. Lorenzo Daniel, Mississippi State	:20.15	QUALIFIER
2. Stanley Kerr, Texas A&M	:20.50	QUALIFIER
3. Kevin Little, Drake	:20.78	
4. Dazel L. Jules, Eastern Michigan	:20.92	
5. Tony Jones, Texas	:21.32	

NCAA MEN'S AND WOMEN'S OUTDOOR TRACK AND FIELD CHAMPIONSHIPS  
Hayward Field -- University of Oregon  
Eugene, Ore. -- June 1-4, 1988

W-6

WOMEN'S 400-METER HURDLES

(Trials: Wednesday, 4:40 p.m.; Final: Friday, 5:35 p.m.)

World Record ----- :52.94, Marina Stepanova, Soviet Union, 1986  
American Record ----- :54.23, Judi Brown-King, Athletics West, 1987  
Collegiate Record ----- :54.61, Nawal El Moutawakil, Iowa State, 1984  
NCAA Meet Record ----- :54.64, LaTanya Sheffield, San Diego State, 1986  
Hayward Field Record ----- :55.20, Judi Brown-King, Athletics West, 1986  
Trials Qualifying ----- :58.80  
Olympic Qualifying ----- :58.04 (:57.9)

Top 1987 Scorers (Returnees in CAPS) -- 1. LINETTA WILSON, Nebraska, :55.55; 2. Leslie Maxie, Southern Cal, :55.79; 3. Mimi King, Texas, :55.80; 4. SCHOWONDA WILLIAMS, Louisiana State, :56.51; 5. Maria Usifo, Texas Southern, :57.45; 6. LaVonda Luckett, Prairie View, :57.57; 7. Kathy Harrison, Georgia Tech, :58.04; 8. VICTORIA FULCHER, Illinois, :58.5.

Other Returning Placewinners -- 1985: 3. Schowonda Williams, Louisiana State, :55.65.

\*\*\*\*\*

HEAT ONE

1. Nadeen Bridgeforth, Temple	:57.91	QUALIFIER
2. Connie Ellerbe, West Virginia	:58.12	QUALIFIER
3. Ann Hall, Saint Augustine's	:58.35	QUALIFIER
4. Jill Irizarry, North Carolina	:58.65	
5. Jennifer Harlan, Montana	:58.87	
6. Ami Ice, Long Beach State	1:00.27	

HEAT TWO

1. Schowonda Williams, Louisiana State	:56.85	QUALIFIER
2. Jeneene Vickers, UCLA	:57.15	QUALIFIER
3. Monika Klebe, Arkansas State	:57.23	QUALIFIER
4. Flora Hyacinth, Alabama	:58.86	
5. Marian Knijn, Boston University	1:00.74	
6. Natasha Thomas, Iowa State	1:00.90	
7. Kim Batten, Florida State	1:00.94	

HEAT THREE

1. Linetta Wilson, Nebraska	:56.31	QUALIFIER
2. Victoria Fulcher, Illinois	:57.31	QUALIFIER
3. DeDe Nathan, Indiana	:58.48	
4. Jacqui Parker, Iowa State	:58.63	
5. Leslie Nixon, Louisiana State	:59.24	
6. Karen Koellner, Southern Cal	1:00.54	

NCAA MEN'S AND WOMEN'S OUTDOOR TRACK AND FIELD CHAMPIONSHIPS  
Hayward Field -- University of Oregon  
Eugene, Ore. -- June 1-4, 1988

W-7 final

CORRECTED

MEN'S 400-METER HURDLES

(Trials: Wednesday, 5:00 p.m.; Final: Friday, 5:50 p.m.)

World Record ----- :47.02, Edwin Moses, United States, 1983  
American Record ----- :47.02, Edwin Moses, Unattached, 1983  
Collegiate Record ----- :47.45, Edwin Moses, Morehouse, 1977  
NCAA Meet Record ----- :48.33, Danny Harris, Iowa State, 1986  
Hayward Field Record ----- :47.90, Edwin Moses, Utopia International, 1980  
Trials Qualifying ----- :50.33  
Olympic Qualifying ----- :50.24 (:50.1)

Top 1987 Scorers (Returnees in CAPS) — 1. KEVIN YOUNG, UCLA, :48.99; 2. WINTHROP GRAHAM, Texas, :49.46; 3. KEVIN MASON, Houston, :49.90; 4. Kevin Henderson, Auburn, :49.93; 5. Randy Cox, Penn, :50.26; 6. Charles Powell, Baylor, :51.14; 7. GORDON BUGG, Arizona State, :54.0.

Other Returning Placewinners — 1986: 2. Kevin Young, UCLA, :48.77; 6. Craig Calk, Texas A&M, :49.90; 8. Bernard Williams, LSU, :50.18. 1985: 7. Bernard Williams, LSU, :50.68.

\*\*\*\*\*

HEAT ONE

1. Pat McGhee, Iowa	:50.06	QUALIFIER
2. Gordon Bugg, Arizona State	:50.79	QUALIFIER
3. Chris Lancaster, Indiana State	:51.28	
4. David Jones, Seton Hall	:51.31	
5. Eric Chesley, Utah	:52.39	
6. Keith Wheeler, Texas	:52.40	

HEAT TWO

1. Winthrop Graham, Texas	:50.19	QUALIFIER
2. Craig Calk, Texas A&M	:51.38	
3. Michael Graham, Iowa State	:51.60	
4. John Branch, Howard	:51.98	
5. Pat Griffin, Northeast Louisiana	:52.04	
6. Allan Phillips, Indiana	:52.45	
7. Elbert Ellis, Pittsburgh	:52.97	

HEAT THREE

1. Anthony Valentine, Villanova	:50.76	QUALIFIER
2. Bernard Williams, Louisiana State	:50.79	QUALIFIER
3. McClinton Neal, Texas-Arlington	:51.03	
4. Paul Steele, Iowa	:51.51	
5. James Stephenson, Portland	:52.28	
6. Dale Burrage, Nebraska	:53.16	
7. Shaun McAlmont, Brigham Young	1:01.2	

HEAT FOUR

1. Kevin Young, UCLA	:48.71	QUALIFIER
2. Kevin Mason, Houston	:49.91	QUALIFIER
3. George Porter, Southern Cal	:50.65	QUALIFIER
4. Steve Jackson, Washington State	:51.01	
5. Patrick Mann, Georgetown	:51.80	
6. Shannon Daugherty, McNeese State	:51.83	

W-8  
FINAL

NCAA MEN'S AND WOMEN'S OUTDOOR TRACK AND FIELD CHAMPIONSHIPS  
Hayward Field -- University of Oregon  
Eugene, Ore. -- June 1-4, 1988

WOMEN'S 800-METER RUN

(Trials: Wednesday, 5:20 p.m.; Final: Friday, 6:00 p.m.)

World Record ----- 1:53.28, Jarmila Kratochvilova, Czechoslovakia, 1983  
American Record ----- 1:56.90, Mary Slaney, Athletics West, 1985  
Collegiate Record ----- 1:58.33, Claudette Groenendaal, Oregon, 1985  
NCAA Meet Record ----- 2:00.85, Karen Bakewell, Miami, Ohio, 1985  
Hayward Field Record ----- 1:58.01, Jarmila Kratochvilova, Czechoslovakia, 1985  
Trials Qualifying ----- 2:05.46  
Olympic Qualifying ----- 2:01.5

Top 1987 Scorers (Returnees in CAPS) -- 1. Julie Jenkins, Brigham Young, 2:02.52;  
2. Alisa Harvey, Tennessee, 2:02.64; 3. Debbie Grant, Villanova, 2:02.65; 4. EVELYN ADIRU,  
Alabama, 2:03.22; 5. Camille Cato, Louisiana State, 2:03.76; 6. CELESTE HALLIDAY,  
Villanova, 2:04.30; 7. MARIA AKRAKA, Iowa State, 2:04.32; 8. SYLVIA BRYDSON, Louisiana  
State, 2:04.96.

Other Returning Placewinners -- 1986: 3. Evelyn Adiru, Alabama, 2:01.98; 4. Karol  
Davidson, Texas, 2:04.94; 5. Celestine N'Drin, Washington State, 2:03.24; 1985: 3. Evelyn  
Adiru, Alabama, 2:02.27. 1984: 11. Karol Davidson, Tennessee (now competing for Texas),  
2:07.65.

\*\*\*\*\*

HEAT ONE

1. Sharon Powell, Nebraska	2:02.26	QUALIFIER
2. Karol Davidson, Texas	2:02.86	QUALIFIER
3. Evelyn Adiru, Alabama	2:02.97	QUALIFIER
4. Lesley Noll, Southern Cal	2:06.02	
5. Michelle DiMuro, Villanova	2:07.04	

HEAT TWO

1. Celeste Halliday, Villanova	2:03.00	QUALIFIER
2. Maria Akra, Iowa State	2:03.98	QUALIFIER
3. Sylvia Brydson, Louisiana State	2:04.60	QUALIFIER
4. Theresa Dunn, Houston	2:05.74	QUALIFIER
5. Edith Nakiyingi, Iowa State	2:05.78	QUALIFIER
6. Mia Pollard, North Carolina	2:07.8	

NCAA MEN'S AND WOMEN'S OUTDOOR TRACK AND FIELD CHAMPIONSHIPS  
 Hayward Field -- University of Oregon  
 Eugene, Ore. -- June 1-4, 1988

WOMEN'S HIGH JUMP

(Qualifying: Wednesday, 5:00 p.m.; Trials-Final: Friday, 2:00 p.m.)

World Record ----- (2.09) 6-10 $\frac{1}{4}$ , Stefka Kostadinova, Bulgaria, 1987  
 American Record ----- (2.01) 6- 7, Louise Ritter, Pacific Coast Club, 1983  
 Collegiate Record ----- (1.96) 6- 5, Maryse Ewanje-Epee, Arizona, 1985  
 NCAA Meet Record ----- (1.94) 6- 4 $\frac{1}{4}$ , Katrena Johnson, Arizona, 1985  
 Hayward Field Record --- (1.96) 6- 5, Debbie Brill, Canada, 1982  
 Trials Qualifying ----- (1.86) 6- 0 $\frac{1}{4}$   
 Olympic Qualifying ----- (1.88) 6- 2

Top 1987 Scorers (Returnees in CAPS) -- 1. MAZEL THOMAS, Abilene Christian, 6-2 $\frac{1}{4}$ ;  
 2. CAMILLE JAMPOLSKY, Oregon, 6-2 $\frac{1}{4}$ ; 3. AMBER WELTY, Idaho State, 6-1 $\frac{1}{4}$ ; 4. FELICIA HODGES,  
 Temple, 6-0; 5. Yolanda Henry, Abilene Christian, 6-0; 6. Katrena Johnson, Arizona, 6-0;  
 7. Kim Carter, Louisiana State, 5-10  $\frac{3}{4}$ ; 8. tie, Shelley Fehrman, Texas, and Tonya  
 Mendonca, Fresno State, 5-9  $\frac{3}{4}$ .

Other Returning Placewinners -- 1986: 5. Felicia Hodges, Temple, 6-0 $\frac{1}{2}$ ; 7. Vicki Borsheim,  
 Washington, 5-11 $\frac{1}{2}$ ; 9. Beth Vidakovits, California, 5-11 $\frac{1}{2}$ ; 1985: 3. Camille Harding,  
 Arizona (now Jampolsky, Oregon), 6-3; 1984: 7. Camille Harding, Arizona, 6-0 $\frac{1}{2}$ .

\*\*\*\*\*

QUALIFIERS

Vicki Borsheim, Washington	x
Paula Feuerbach, Northern Arizona	x
Tammy Thurman, Nebraska	x
Christina Fink-Sisniega, Arizona	oox
Sissy Costner, Auburn	x
Lisa Bernhagen, Stanford	x
Felicia Hodges, Temple	x
Camille Jampolsky, Oregon	ox
Tia Hensler, Purdue	x
Amber Welty, Idaho State	x
Melinda Stott, Texas A&M	x
Kim Fenton, Oregon State	ox
Holly Kelly, Florida State	x
Chris Wilson, Brigham Young	oox

5-9  $\frac{3}{4}$  (1.77m)

NON-QUALIFIERS

Angie Bradburn, Texas	NH
Paula John, Weber State	NH
Mazel Thomas, Abilene Christian	NH
Jackie Belzner, Arizona State	NH

NCAA MEN'S AND WOMEN'S OUTDOOR TRACK AND FIELD CHAMPIONSHIPS  
Hayward Field -- University of Oregon  
Eugene, Ore. -- June 1-4, 1988

W-10

MEN'S POLE VAULT

(Qualifying: Wednesday, 4:00 p.m.; Trials-Final: Friday, 5:00 p.m.)

World Record ----- (6.03) 19- 9 1/4, Sergey Bubka, Soviet Union, 1987  
American Record ----- (5.96) 19- 6 1/2, Joe Dial, Athletics West, 1987  
Collegiate Record ----- (5.85) 19- 2 1/4, Joe Dial, Oklahoma State, 1985  
NCAA Meet Record ----- (5.64) 18- 6, Joe Dial, Oklahoma State, 1985  
Hayward Field Record --- (5.82) 19- 1, Mike Tully, New York AC, 1984  
Trials Qualifying ----- (5.57) 18- 3 1/4  
Olympic Qualifying ----- (5.45) 17-10 1/2

Top 1987 Scorers (Returnees in CAPS) -- 1. Doug Fraley, Fresno State, 18-5 1/2; 2. Lane Lohr, Illinois, 18-1 3/4; 3. PAT MANSON, Kansas, 17-9 3/4; 4. Craig Hagen, Arkansas State, 17-5 3/4; 5. Steve Thaxton, Abilene Christian, 17-5 3/4; 6. tie, Steve Klassen, USC, and TIM McMICHAEL, Oklahoma, 17-5 3/4; 8. Eric White, USC, 17-1 3/4.

Other Returning Placewinners -- 1986: 7. Greg West, Southern Methodist (now competing at Texas A&M), 17-4 1/2; 1985: 11. Scott Huffman, Kansas, 17-0.

\*\*\*\*\*

<u>QUALIFIERS</u>	<u>16- 7 1/2</u> <u>(5.07)</u>	<u>16-11 1/2</u> <u>(5.17)</u>	
Jay Davis, Oregon	x		16- 7 1/2
Malcolm Hunsaker, Brigham Young	x		16- 7 1/2
Bill Payne, Baylor	x		16- 7 1/2
Roy Hix, Southern Methodist	x		16- 7 1/2
Kelly Riley, Arkansas State	x		16- 7 1/2
Dean Starkey, Illinois	x		16- 7 1/2
Scott Huffman, Kansas	x		16- 7 1/2
Steve Horvath, Cal Poly-SLO	ox		16- 7 1/2
Patrik Johansson, Washington State	oox		16- 7 1/2
Tim McMichael, Oklahoma	oox		16- 7 1/2
Jim Mours, Oregon	oox		16- 7 1/2
Monte Weller, Purdue	oox		16- 7 1/2

FAILED TO CLEAR HEIGHT

Pat Manson, Kansas	ooo	
Dave Brannan, Brigham Young	ooo	
John Coyne, Tennessee	ooo	
Jeff Hanoach, Oklahoma	ooo	
Troy Smith, Arkansas	ooo	
Todd Verbick, Wisconsin	ooo	
David Wooten, Baylor	ooo	
Jimm Stack, Indiana	ooo	
John Finney, Maryland	ooo	
Phil Yuska, Purdue	ooo	
Tom Riether, Florida State	opp	--o
Brian Wicks, San Jose State	oop	--o
Greg West, Texas A&M	p	ooo

W 11

NCAA MEN'S AND WOMEN'S OUTDOOR TRACK AND FIELD CHAMPIONSHIPS  
Hayward Field -- University of Oregon  
Eugene, Ore. -- June 1-4, 1988

MEN'S 800-METER RUN

(Trials: Wednesday, 5:45 p.m.; Final: Friday, 6:10 p.m.)

World Record ----- 1:41.73, Sebastian Coe, Great Britain, 1981  
American Record ----- 1:42.60, Johnny Gray, Santa Monica Track Club, 1985  
Collegiate Record ----- 1:41.77, Joaquim Cruz, Oregon, 1984  
NCAA Meet Record ----- 1:44.91, Joaquim Cruz, Oregon, 1983  
Hayward Field Record ----- 1:44.3, Dave Wottle, Bowling Green, 1972  
Trials Qualifying ----- 1:47.89  
Olympic Qualifying ----- 1:46.8

Top 1987 Scorers (Returnees in CAPS) -- 1. Tracy Baskin, Seton Hall, 1:46.58; 2. Ray Levitre, Penn State, 1:46.83; 3. JIM MATON, Eastern Illinois, 1:46.90; 4. CHARLTON HAMER, Illinois, 1:47.06; 5. ANTHONY CHRISTIE, Prairie View, 1:47.12; 6. CEDRIC MATTERSON, Southern Methodist, 1:47.14; 7. ROBIN VAN HELDEN, Louisiana State, 1:47.21; 8. Lewis Johnson, Cincinnati, 1:47.57; 9. DAVID MOORE, Pittsburgh, 1:48.49.

Other Returning Placewinners -- 1986: 3. Pablo Squella, Texas, 1:47.14; 4. Joey Bunch, Southern Cal, 1:47.42; 1985: 5. Ibrahim Okash, George Mason (now competing at Southern Cal), 1:47.30.

\*\*\*\*\*

HEAT ONE

1. Mark Everett, Florida	1:48.35	QUALIFIER
2. Jim Maton, Eastern Illinois	1:48.45	QUALIFIER
3. Anthony Christie, Prairie View A&M	1:48.54	
4. Matt Dunn, Texas A&M	1:48.59	
5. Kraig Cesar, Mississippi State	1:49.13	
6. Aaron Baynes, Florida	1:49.44	
7. Geryl House, Texas Southern	1:50.03	
8. Paul Gambrath, George Mason	1:50.67	

HEAT TWO

1. Pablo Squella, Texas	1:46.22	QUALIFIER
2. Paul Ereng, Virginia	1:46.24	QUALIFIER
3. Terrance Herrington, Clemson	1:46.38	QUALIFIER
4. Ibrahim Okash, Southern Cal	1:47.10	QUALIFIER
5. Dave Strang, Stanford	1:47.76	
6. John Cook, George Mason	1:49.48	
7. Terrell Davis, Baylor	1:49.67	

HEAT THREE

1. Maude Adu, Texas Southern	1:47.85	QUALIFIER
2. Charlton Hamer, Illinois	1:47.89	QUALIFIER
3. Ernest Barrett, George Mason	1:48.45	
4. Richard Rowe, Western Carolina	1:48.85	
5. Bret Garrett, Southern Illinois	1:49.67	
6. Fred Chapyator, Wisconsin	1:50.94	
Oslan Barr, Jackson State	DNF	



Women's Heptathlon, First Day  
2-2-2-2-2

W-12

EVENT NUMBER 3

SHOT PUT

	<u>Distance</u>	<u>Event Points</u>	<u>Total Points</u>
1. Crystal Young, Boise State	45-11 1/4 (14.00m)	794	2535 (2)
2. Wendy Brown, Southern Cal	43- 3 3/4 (13.21m)	741	2589 (1)
3. Laura Kirkham, Indiana	38- 3 1/4 (11.66m)	639	2337 (5T)
4. Ann O'Connor, Kansas	37-10 (11.53m)	630	2337 (5T)
5. Jamie McNeair, Purdue	36- 9 1/2 (11.21m)	609	2392 (4)
6. Clare Look, Marquette	35- 6 1/2 (10.83m)	584	2297 (7)
7. Teri LeBlanc, Missouri	34- 7 1/2 (10.56m)	566	2395 (3)
8. Angela King, Alabama-Birmingham	33- 8 3/4 (10.28m)	548	2167 (9)
9. Rhonda Phillips, Louisiana State	33- 5 3/4 (10.20m)	543	2221 (8)

EVENT NUMBER 4

200-METER DASH

	<u>Time</u>	<u>Event Points</u>	<u>Total Points</u>
1. Teri LeBlanc, Missouri	:24.50	933	3328 (3)
2. Jamie McNeair, Purdue	:24.60	924	3316 (4)
3. Rhonda Phillips, Louisiana State	:24.91	895	3116 (6)
4. Laura Kirkham, Indiana	:25.05	882	3219 (5)
5. Wendy Brown, Southern Cal	:25.11	877	3466 (1)
6. Angela King, Alabama-Birmingham	:25.17	871	3038 (9)
7. Crystal Young, Boise State	:25.38	852	3387 (2)
8. Clare Look, Marquette	:26.27	774	3071 (7)
9. Ann O'Connor, Kansas	:26.78	730	3067 (8)

Heat One (Wind: +0.87) -- Phillips, :24.91; Look, :26.27; O'Connor, :26.78. Heat Two (Wind: +1.34) -- LeBlanc, :24.50; King, :25.17; Young, :25.38. Heat Three (Wind: +1.13) -- McNeair, :24.60; Kirkham, :25.05; Brown, :25.11.

FIRST-DAY POINT STANDINGS

1. Wendy Brown, Southern Cal	3,466
2. Crystal Young, Boise State	3,387
3. Teri LeBlanc, Missouri	3,328
4. Jamie McNeair, Purdue	3,316
5. Laura Kirkham, Indiana	3,219
6. Rhonda Phillips, Louisiana State	3,116
7. Clare Look, Marquette	3,071
8. Ann O'Connor, Kansas	3,067
9. Angela King, Alabama-Birmingham	3,038

NCAA MEN'S AND WOMEN'S OUTDOOR TRACK AND FIELD CHAMPIONSHIPS  
Hayward Field -- University of Oregon  
Eugene, Ore. -- June 1-4, 1988

W-13

MEN'S LONG JUMP

(Qualifying: Wednesday, 4:20 p.m.; Trials-Final: Friday, 5:25 p.m.)

World Record ----- (8.90) 29-2 1/2, Bob Beamon, United States, 1968  
American Record ----- (8.90) 29-2 1/2, Bob Beamon, Houston Striders, 1968  
Collegiate Record ----- (8.62) 28-3 1/2, Carl Lewis, Houston, 1981  
NCAA Meet Record ----- (8.28) 27-2, Mike Conley, Arkansas, 1983-85  
Hayward Field Record --- (8.28) 27-2, Larry Myricks, Athletic Attic, 1980  
Trials Qualifying ----- (7.85) 25-9 1/4  
Olympic Qualifying ----- (7.94) 26-0 3/4

Top 1987 Scorers (Returnees in CAPS) — 1. Paul Emordi, Texas Southern, 27-0 3/4;  
2. VERNON GEORGE, Texas Southern, 27-0 1/2; 3. ERIC METCALF, Texas, 26-8 1/4w; 4. DEZALYA  
MANNS, James Madison, 26-7 3/4; 5. LATIN BERRY, Oregon, 26-4 1/2w; 6. ANDRE ESTER, Northeast  
Louisiana, 26-0 1/4; 7. Nick Rahal, Florida, 25-10w; 8. Brian Cooper, McNeese State,  
25-8 1/4w.

Other Returning Placewinners — 1986: 1. Eric Metcalf, Texas, 27-0 1/2; 6. Kenny Harrison,  
Kansas State, 25-10 3/4.

\*\*\*\*\*

QUALIFIERS

1. Tyrus Jefferson, Arkansas 25-10 1/4 (+0.78), 26-7 3/4w, Pass	26- 7 3/4 (8.12m/+3.24)
2. Kenny Harrison, Kansas State 26-2 3/4, 26-7, Pass	26- 7 (8.10m/+1.51)
3. Eric Metcalf, Texas 24-10w, 26-4 1/4w, 26-3 1/2 (+1.32)	26- 4 1/4 (8.03m/+2.14)
4. Russell Adams, Oklahoma 25-7 1/2, 26-1 (+1.68), 26-4 1/4w	26- 4 1/4 (8.03m/+2.26)
5. Andre Ester, Northeast Louisiana 25-10 1/4, 26-1, Foul	26- 1 (7.95m/+1.64)
6. Gordon McKee, Southwest Texas State 25-0 1/2, 25-4 3/4, 25-9 1/2	25- 9 1/2 (7.85m/+1.79)
7. Leroy Burrell, Houston 25-3 1/2, 25-8, 25-7 1/4	25- 8 (7.82m/+0.99)
8. Joe Greene, Ohio State Foul, Foul, 25-8w	25- 8 (7.82m/+2.49)
9. Llewelyn Starks, Northwestern State 25-6 3/4, Foul, 23-8 3/4w	25- 6 3/4 (7.79m/+1.62)
10. Vernon George, Texas Southern 24-6 1/4w, 25-6 1/4w, 25-5 1/4w	25- 6 1/4 (7.78m/+2.29)
11. Matthew Rose, Louisiana State 25-4 3/4, 21-9, Foul	25- 4 3/4 (7.74m/+1.96)
12. Alvin Thomas, Lamar 25-3 1/4w, Foul, Foul	25- 3 1/4 (7.70m/+3.27)

NON-QUALIFIERS

Raymond Humphrey, Georgetown 24-3 1/2, 24-2 1/2, 25-2 1/2	25- 2 1/2 (7.68m/+1.90)
Boris Goins, Auburn 24-0 1/4w, 25-1 3/4w, Foul	25- 1 3/4 (7.66m/+2.14)
Latin Berry, Oregon 24-11 3/4w, 25-0 1/2w, Foul	25- 0 1/2 (7.63m/+2.07)

W-14  
FINAL

NCAA Men's Long Jump Qualifying  
2-2-2-2

Christopher Walker, Texas Southern	25- 0	(7.62m/+2.43)
25-0w, 24-6 1/4w, Foul		
Xavier Donaldson, Saint Augustine's	25- 0	(7.62m/+0.60)
Foul, 24-5, 25-0		
Billy Coleman, Fresno State	24-11 3/4	(7.61m/+3.02)
24-7 (+1.46), Foul, 24-11 3/4w		
Trevor Black, George Mason	24-11 3/4	(7.60m/+2.57)
24-2 1/4, 24-0 3/4 (+1.21), 24-11 3/4		
Dezalya Manns, James Madison	24- 6 1/2	(7.48m/+2.01)
24-3 1/2w, 24-0 3/4 (+0.79), 24-6 1/2w		
Bill Ayears, Washington State	24- 5 1/2	(7.45m/+0.45)
Foul, 23-3 1/4, 24-5 1/2		
James Morris, Nebraska	24- 1 3/4	(7.36m/+1.44)
Foul, 24-1 3/4, 18-4 1/2		
Ray Hawkins, Boston College	24- 1	(7.34m/+1.48)
Foul, 24-1, Foul		
Vince Martin, Tennessee	23-10 1/4	(7.27m/+1.21)
22-10 3/4, 23-10 1/4, 22-9 1/4		

NCAA MEN'S AND WOMEN'S OUTDOOR TRACK AND FIELD CHAMPIONSHIPS  
Hayward Field -- University of Oregon  
Eugene, Ore. -- June 1-4, 1988

W-15  
Final

WOMEN'S LONG JUMP

(Qualifying: Wednesday, 4:20 p.m.; Trials-Final: Friday, 5:15 p.m.)

World Record ----- (7.45) 24- 5 1/2, Heike Drechsler, East Germany, 1986  
Jackie Joyner-Kersey, U.S., 1987  
American Record ----- (7.45) 24- 5 1/2, J. Joyner-Kersey, World Class, 1987  
Collegiate Record ----- (7.24) 23- 9, Jackie Joyner, UCLA, 1985  
NCAA Meet Record ----- (6.94) 22- 9 1/4, Sheila Echols, Louisiana State, 1987  
Hayward Field Record --- (7.00) 22-11 3/4, Jodi Anderson, Naturite TC, 1980  
Trials Qualifying ----- (6.35) 20-10  
Olympic Qualifying ----- (6.50) 21- 4

Top 1987 Scorers (Returnees in CAPS) -- 1. Sheila Echols, Louisiana State, 22-9 1/4;  
2. SHEILA HUDSON, California, 21-4 1/4; 3. YVETTE BATES, Southern Cal, 21-2 1/2w; 4. Carole  
Jones, Arizona, 21-0 1/2w; 5. LORINDA RICHARDSON, Missouri, 20-11 3/4w; 6. CLAIRE CONNOR,  
Louisiana State, 20-9 1/4w; 7. KAREN KRUGER, Nebraska, 20-7 1/4w; 8. MELEDY SMITH, Texas  
Southern, 20-6 1/2w.

Other Returning Placewinners -- 1986: 2. Gail Devers, UCLA, 21-3 1/4; 4. Wendy Brown,  
Southern Cal, 20-11 1/4; 8. Lorinda Richardson, Missouri, 20-7; 9. Flora Hyacinth, Alabama,  
20-6 1/4; 10. Claire Connor, Louisiana State, 20-3; 1985: 4. Wendy Brown, Southern Cal,  
21-3 1/4; 10. Karen Nelson, Texas, 20-7; 11. Lorinda Richardson, Missouri, 20-5; 1984: 3.  
Meledy Smith, Washington (now competing for Texas Southern), 21-4 3/4.

\*\*\*\*\*

QUALIFIERS

1. Gail Devers, UCLA 21-10 3/4, pass, pass	21-10 3/4 (6.67m/+1.15)
2. Nena Gage, George Mason 21-4 1/4, 21-3 1/2, pass	21- 4 1/4 (6.51m/+1.22)
3. Claire Connor, Louisiana State 21-2 3/4, pass, pass	21- 2 3/4 (6.47m/+1.00)
4. Jacinta Bartholomew, Arizona State 20-9 1/4, 21-1 1/2, pass	21- 1 1/2 (6.44m/+1.56)
5. Meledy Smith, Texas Southern 18-8 3/4 (+1.49), 20-1 3/4w, 20-11 1/4w	20-11 1/4 (6.38m/+3.03)
6. Jearl Miles, Alabama A&M 20-10 1/2, 20-5 1/4w, 20-2 1/4	20-10 1/2 (6.36m/+0.60)
7. Karen Kruger, Nebraska foul, 20-3 1/2, 20-9 1/4	20- 9 1/4 (6.33m/+1.59)
8. Alissa Bell, Texas A&M 19-10 1/4w, 20-5 1/4w, 20-7 3/4	20- 7 3/4 (6.29m/+1.37)
9. Sonya Roberts, Southwest Texas State 20-1 3/4w, 20-7w, 19-11 1/4 (+1.92)	20- 7 (6.27m/+2.58)
10. Wendy Brown, Southern Cal foul, 20-5, 20-2 1/2	20- 5 (6.22m/+1.99)
11. Julie Goodrich, Oregon 19-9 3/4, 20-4 1/4, 19-9 3/4	20- 4 1/4 (6.20m/+1.99)
12. Kim Atwater, Drake foul, 19-6 1/2, 20-3 1/2	20- 3 1/2 (6.18m/+1.67)

NCAA Women's Long Jump Qualifying  
2-2-2-2-2

W-16  
Final

NON-QUALIFIERS

Mazel Thomas, Abilene Christian	20- 2 1/2 (6.16m/+1.73)
19-11 3/4, 20-2 1/2, 20-2 1/4	
Pam Smith, Northeast Louisiana	20- 1 3/4 (6.14m/+1.76)
20-1 1/2, 20-1 3/4, 19-7	
Carlette Guidry, Texas	20- 1 1/2 (6.13m/+1.49)
foul, 19-1, 20-1 1/2	
Theresa Diggs, Ohio State	20- 2 1/4 (6.15m/+2.38)
19-9, 20-2 1/4w, 20-1 1/2 (+1.40)	
Kimolyn Vanzant, Prairie View A&M	19-11 3/4 (6.09m/+1.14)
19-11 3/4, 19-8 1/2, 19-10 1/4	
Sheila Hudson, California	19-11 (6.08m/+1.12)
19-11, foul, 19-10 1/2	
Louann Gualdo, Southern Cal	19- 9 1/4 (6.03m/+1.49)
19-0, 19-5, 19-9 1/4	
Tonya Sedwick, UCLA	19- 6 1/2 (5.96m/+1.12)
foul, 19-4 1/4, 19-6 1/2	
Felecia Allen, Missouri	19- 4 3/4 (5.91m/+2.17)
19-4 3/4w, 19-2 1/4 (+1.93), 17-7 1/4	
Sherry Anderson, North Texas State	19- 3 1/2 (5.79m/+0.54)
19-3 1/2, 19-0, 18-11 1/2	
Catherine Richards, Jackson State	19- 3 1/2 (5.79m/+1.33)
foul, 17-11 1/4, 19-3 1/2	
Sharon Couch, North Carolina	19- 3 (5.87m/+0.87)
19-3, 18-8 3/4, 18-9 1/4	
Angela Black, Northeast Louisiana	18-10 3/4 (5.76m/+1.89)
17-5 3/4w, 18-10 3/4, 17-9 3/4	
Sherrie Bingham, Middle Tennessee State	18- 9 1/2 (5.73m/+1.56)
18-2, 18-9 1/2, 18-8 1/4	
Yvette Bates, Southern Cal	no legal mark
foul, foul, foul	
Lorinda Richardson, Missouri	withdrew, injury
foul, pass, pass	

NCAA MEN'S AND WOMEN'S OUTDOOR TRACK AND FIELD CHAMPIONSHIPS  
Hayward Field -- University of Oregon  
Eugene, Ore. -- June 1-4, 1988

W-17

MEN'S 3,000-METER STEEPLECHASE

(Trials: Wednesday, 7:00 p.m.; Final: Friday, 7:00 p.m.)

World Record ----- 8:05.4, Henry Rono, Kenya, 1978  
American Record ----- 8:09.17, Henry Marsh, Athletics West, 1985  
Collegiate Record ----- 8:05.4, Henry Rono, Washington State, 1978  
NCAA Meet Record ----- 8:12.39, Henry Rono, Washington State, 1978  
Hayward Field Record ----- 8:12.39, Henry Rono, Washington State, 1978  
Trials Qualifying ----- 8:39.49  
Olympic Qualifying ----- 8:28.0

Top 1987 Scorers (Returnees in CAPS) -- 1. Dan Nelson, Oregon, 8:35.37; 2. Mark Junkermann, UCLA, 8:36.21; 3. DAN BELL, Washington, 8:36.71; 4. RICHARD COOPER, Arkansas, 8:39.30; 5. Eric Smith, Georgia Tech, 8:39.40; 6. Rad Shirley, Brigham Young, 8:41.39; 7. MARK ODOGAN, Maryland, 8:42.33; 8. Jon Thanos, Illinois, 8:48.34.

Other Returning Placewinners -- 1985: 4. Karl Van Calcar, Oregon State, 8:28.25; 1984: 9. Karl Van Calcar, Oregon State, 8:41.08.

\*\*\*\*\*

HEAT ONE

1. Karl Van Calcar, Oregon State	8:40.15	QUALIFIER
2. Atle Naesheim, Washington	8:42.25	QUALIFIER
3. Gavin Gaynor, North Carolina State	8:43.17	QUALIFIER
4. Darin Williams, Weber State	8:44.97	QUALIFIER
5. Rusty Korhonen, Wisconsin	8:46.08	QUALIFIER
6. Tom Nohilly, Florida	8:47.23	QUALIFIER
7. Tim Wakeland, Iowa State	8:47.85	

HEAT TWO

1. Ted Mecham, Brigham Young	8:41.71	QUALIFIER
2. Jon Thanos, Illinois	8:42.18	QUALIFIER
3. Richard Cooper, Arkansas	8:42.31	QUALIFIER
4. Seth Simonds, Oregon	8:42.38	QUALIFIER
5. James Gibson, Yale	8:43.27	QUALIFIER
6. Dan Bell, Washington	8:46.96	QUALIFIER
Kris Cary, Weber State	DNF	

W-18  
FINAL

NCAA MEN'S AND WOMEN'S OUTDOOR TRACK AND FIELD CHAMPIONSHIPS  
Hayward Field -- University of Oregon  
Eugene, Ore. -- June 1-4, 1988

WOMEN'S 4x100-METER RELAY

(Trials: Wednesday, 7:30 p.m.; Final: Friday, 7:15 p.m.)

World Record ----- :41.37, East Germany, 1985  
American Record ----- :41.55, National Team, 1987  
Collegiate Record ----- :42.94, Florida State, 1983  
NCAA Meet Record ----- :42.94, Florida State, 1983  
Hayward Field Record ----- :43.72, Florida State, 1984

Top 1987 Scorers (Returnees in CAPS) — 1. Florida State (Janet Levy, JANET DAVIS, ANDREA THOMPSON, Michelle Finn), :43.19; 2. Louisiana State (Sheila Echols, ZINA AGE, OPAL CUNNINGHAM, DANYEL WOFFORD), :43.54; 3. Alabama (FLORA HYACINTH, SANDRA LATHAM, Lillie Leatherwood-King, PAULINE DAVIS), :43.54; 4. UCLA (NICOLLE THOMPSON, MONICA PHILLIPS, KIERSTEN CHURCH, GAIL DEVERS), :43.74; 5. Southern Cal (Robin Simmons, Gervaise McCraw, MICHELLE TAYLOR, Myra Mayberry), :44.06; 6. Texas Southern (Mosuwmla Soneye, LINDA ESEIMOKUMOH, MARY ONYALI, Tina Iheagwam), :44.07; 7. Illinois (LETICIA BEVERLY, RENEE CARR, ANGELA McCLATCHEY, CELENA MONDIE), :44.77; 8. Nevada-Las Vegas (TANYA DAVIS, SONJI GREEN, CARRIE FRANKLIN, CHERYL CHEEKS), :45.22.

\*\*\*\*\*

HEAT ONE

1. ARIZONA STATE	:43.58	QUALIFIER
(Lynda Tolbert, Tamika Foster, Maicel Malone, Jacinta Bartholomew)		
(Hayward Field record, old mark, :43.72, Florida State, 1984)		
2. LOUISIANA STATE	:44.07	QUALIFIER
(Tanajalyn Stanley, Zina Age, Danyel Wofford, Esther Jones)		
3. TEXAS SOUTHERN	:45.03	QUALIFIER
(Meledy Smith, Dyan Webber, Linda Esemokumoh, Mary Onyali)		
4. OKLAHOMA	:45.39	
(Kim Nichols, Katherine Burns, Melody McNeely, Darlena Morganfield)		
TEXAS		Disqualified
(Charletta Gaines, Mary Bolden, Carlette Guidry, Tamela Saldana)		
(3rd Exchange Out of Zone)		

HEAT TWO

1. UCLA	:43.71	QUALIFIER
(Monica Phillips, Sara Parros, Caryl Smith, Gail Devers)		
2. MORGAN STATE	:44.06	QUALIFIER
(Wendy Vereen, Gizelle Harris, Rochelle Stevens, Ethlyn Tate)		
3. FLORIDA STATE	:44.22	QUALIFIER
(Lisa Horton, Janet Davis, Andrea Thompson, Angela Curry)		
4. ILLINOIS	:44.23	QUALIFIER
(Victoria Fulcher, Angela McClatchey, Leticia Beverly, Celena Mondie)		
5. NEVADA-LAS VEGAS	:45.25	QUALIFIER
(Tanya Davis, Carrie Franklin, Gretchen Jiles, Cheryl Cheeks)		
6. MISSOURI	:45.65	
(Angela Monroe, Natasha Kaiser, Teri LeBlanc, Lorinda Richardson)		

NCAA MEN'S AND WOMEN'S OUTDOOR TRACK AND FIELD CHAMPIONSHIPS  
Hayward Field -- University of Oregon  
Eugene, Ore. -- June 1-4, 1988

W-19  
Final

MEN'S 4x100-METER RELAY

(Trials: Wednesday, 7:50 p.m.; Final: Friday, 7:30 p.m.)

World Record ----- :37.83, United States, 1984  
American Record ----- :37.83, National Team, 1984  
Collegiate Record ----- :38.46, Texas Christian, 1986  
NCAA Meet Record ----- :38.46, Texas Christian, 1986  
Hayward Field Record ----- :39.39 Georgia, 1984

Top 1987 Scorers (Returnees in CAPS) -- 1. Texas Christian (ROSCOE TATUM, Andrew Smith, GREG SHOLARS, RAYMOND STEWART), :38.82; 2. Texas A&M (LAWRENCE FELTON, Floyd Heard, Greg Lewis, STANLEY KERR), :38.85; 3. UCLA (MIKE MARSH, DANNY EVERETT, RAYMOND YOUNG, HENRY THOMAS), :39.11; 4. East Carolina, :39.15; 5. Louisiana Tech, :39.16; 6. Florida, :39.50; 7. North Carolina State, :39.71; 8. Northwestern State, :39.78; 9. Auburn, :39.83.

\*\*\*\*\*

HEAT ONE

1. TEXAS CHRISTIAN	:38.79	QUALIFIER
(Roscoe Tatum, Tony Allen, Raymond Stewart, Greg Sholars)		
2. FLORIDA	:39.18	QUALIFIER
(Tony Jones, Dennis Mitchell, Stacey Simmons, Calvin Long)		
3. BAYLOR	:39.63	
(Keith Stanford, Raymond Pierre, Michael Johnson, John Simpson)		
4. HOUSTON	:39.68	
(Keith Clarke, Joe DeLoach, Dave Cassuto, Leroy Burrell)		
5. MISSOURI	:40.22	
(Bruce Cockrell, Rob Collier, Isiaq Adeyanju, Peter Ifeduba)		
6. TEXAS SOUTHERN	:40.22	
(Eric Smith, Victor Omagbemi, Christopher Walker, David Campbell)		

HEAT TWO

1. TEXAS A&M	:38.71	QUALIFIER
(Lawrence Felton, Derrick Florence, Andre Cason, Stanley Kerr)		
Hayward Field record, old mark, 39.39, Georgia, 1984		
2. NORTH CAROLINA STATE	:39.32	QUALIFIER
(Mike Brooks, Dwight Frazier, Kevin Braunskill, Danny Peebles)		
3. TEXAS	:39.42	QUALIFIER
(Johnny Washington, Glenn Johnson, Tony Jones, Jason Leach)		
4. AUBURN	:39.58	QUALIFIER
(Tim Martin, Boris Goins, Kelly Carter, Clifton Campbell)		
5. NORTHWESTERN STATE	:39.82	
(Al Edwards, Ken Dewitt, Edgar Cooper, Chester Davis)		
6. EAST CAROLINA	:39.98	
(Eugene McNeill, David Robinson, Isaac Robinson, Lee McNeill)		

HEAT THREE

1. UCLA	:38.79	QUALIFIER
(Mike Marsh, Danny Everett, Steve Lewis, Henry Thomas)		
2. MISSISSIPPI STATE	:39.62	QUALIFIER
(Keith Laurant, Sidney Braddy, Lorenzo Daniel, Rickey Huel)		
3. FLORIDA STATE	:39.87	
(Dexter Carter, Arthur Blake, Deion Sanders, Sammy Smith)		
4. NORTHERN ARIZONA	:40.13	
(Peter Daniel, Mike Haynes, Tony Monroe, John Koon)		
5. JACKSON STATE	:40.35	
(Ronald Whitsett, Roland Barclay, Rickey Smith, Michael Newbold)		
LOUISIANA TECH	DNF	
(Kevin Loyd, Maze Bursey, Maurice Draper, Vincent Coleman)		



w 20  
Final

NCAA MEN'S AND WOMEN'S OUTDOOR TRACK AND FIELD CHAMPIONSHIPS  
Hayward Field -- University of Oregon  
Eugene, Ore. -- June 1-4, 1988

WOMEN'S DISCUS

(Qualifying: Wednesday, 5:40 p.m.; Trials-Final: Friday, 6:05 p.m.)

World Record ----- (74.50) 244- 7, Zdenka Silhava, Czechoslovakia, 1984  
American Record ----- (66.10) 213-10, Carol Cady, Stanford Track Club, 1986  
Collegiate Record ----- (67.48) 221- 5, Meg Ritchie, Arizona, 1983  
NCAA Meet Record ----- (63.96) 209-10, Leslie Deniz, Arizona State, 1983  
Hayward Field Record --- (65.02) 213- 4, Meg Ritchie, Team Adidas, 1984  
Trials Qualifying ----- (54.30) 178- 2  
Olympic Qualifying ----- (57.50) 188- 8

Top 1987 Scorers (Returnees in CAPS) -- 1. LAURA LAVINE, Washington State, 184-2;  
2. LACY BARNES, Fresno State, 182-10; 3. Toni Lutjens, UCLA, 180-3; 4. Janet Mathews,  
Florida, 173-9; 5. COLLEEN ROSENSTEEL, Florida, 168-4; 6. Kim Kesler, California, 168-0;  
7. Ami Jackson, Indianapolis, 167-0; 8. Teresa Williford, Louisiana State, 163-1; 9. PATTY  
PURPUR, Stanford, 162-7.

Other Returning Placewinners -- 1986: 5. Laura Lavine, Washington State, 175-9; 8. Patty  
Purpur, Stanford, 168-11; 1985: 2. Lacy Barnes, Fresno State, 182-1. 1984: 9. Lacy Barnes,  
Fresno State, 170-1.

\*\*\*\*\*

QUALIFIERS

1. Laura Lavine, Washington (178-3, 188-4, 173-9)	188- 4 (57.40m)
2. Lacy Barnes, Fresno State (184-6, pass, pass)	184- 6 (56.24m)
3. Jennifer Ponath, Washington (137-2, 169-7, 175-5)	175- 5 (53.48m)
4. Meg Jones, Washington (175-4, 153-6, 155-8)	175- 4 (53.44m)
5. Kris Larson, UCLA (171-10, 152-0, 171-5)	171-10 (52.38m)
6. Tracie Millett, UCLA (foul, 156-11, 171-8)	171- 8 (52.32m)
7. Claudia Paris, Southern Cal (161-2, 164-10, 168-10)	168-10 (51.46m)
8. Patty Purpur, Stanford (167-5, 163-1, 167-7)	167- 7 (51.08m)
9. Beth Manson, Bowling Green State (139-6, foul, 162-2)	162- 2 (49.44m)
10. Kelly Abernathy, Kansas State (foul, 156-8, 160-6)	160- 6 (48.92m)
11. Michelle Brotherton, Arizona (foul, 159-11, 159-1)	159-11 (48.74m)
12. Colleen Rosensteel, Florida (155-5, foul, foul)	155- 5 (47.38m)

NON-QUALIFIERS

Jean Monter, Nebraska (foul, 153-10, foul)	153-10 (46.90m)
Angie Ryker, Indiana (foul, foul, 153-6)	153- 6 (46.78m)
Sherry Deckard, Northeast Louisiana (foul, 152-1, foul)	152- 1 (46.36m)
China Blockton, Fresno State (foul, 148-6, 151-10)	151-10 (46.28m)

NCAA MEN'S AND WOMEN'S OUTDOOR TRACK AND FIELD CHAMPIONSHIPS

Hayward Field -- University of Oregon

Eugene, Ore. -- June 1-4, 1988

W-21

WOMEN'S 10,000-METER RUN

(Final: Wednesday, 8:10 p.m.)

World Record ----- 30:13.74, Ingrid Kristiansen, Norway, 1986  
 American Record ----- 31:35.3, Mary Slaney, Athletics West, 1982  
 Collegiate Record ----- 32:32.75, Stephanie Herbst, Wisconsin, 1986  
 NCAA Meet Record ----- 32:32.75, Stephanie Herbst, Wisconsin, 1986  
 Hayward Field Record ----- 31:35.3, Mary Slaney, Athletics West, 1982  
 Trials Qualifying ----- 33:54.00  
 Olympic Qualifying ----- 33:00.0

Top 1987 Scorers (Returnees in CAPS) -- 1. Patty Murray, Western Illinois, 33:28.27;  
 2. Sandy Blakeslee, Texas, 33:55.67; 3. HOLLY HERING, Wisconsin, 34:13.99; 4. Jacque  
 Struckhoff, Kansas State, 34:52.25; 5. Andrea Paolillo, Purdue, 34:56.13; 6. GRETCHEN  
 LOHR, Cal State-Los Angeles, 35:21.33; 7. MARY SHEA, Michigan State, 35:28.64; 8. Margie  
 Lasaga, Virginia Tech, 35:32.94.

Other Returning Placewinners -- 1986: 1. Stephanie Herbst, Wisconsin, 32:32.75.

\*\*\*\*\*

FINAL RESULT

1. Sylvia Mosqueda, Cal State-Los Angeles	32:28.57
(New NCAA meet and collegiate record, old marks, 32:32.75, Stephanie Herbst, Wisconsin, 1986)	
2. Stephanie Herbst, Wisconsin	32:44.16
3. Kirsten O'Hara, California	32:52.86
4. Janet Smith, North Carolina State	33:05.13
5. Elspeth Turner, Alabama	33:05.43
6. Carol Gray, Stanford	33:13.38
7. Rebecca Rivkin, Yale	33:19.08
8. Eileen Donaghy, Minnesota	33:31.96
9. Aisling Ryan, Arkansas	33:45.79
10. Teresa Sobiesk, Army	33:48.70
11. Beth McGrann, California-Irvine	33:55.20
12. Laura LaMena, Arizona State	33:59.24
13. Jody Dunston, Texas-San Antonio	34:02.74
14. Elizabeth Brenden, Georgetown	34:02.84
15. Liz Wilson, Oregon	34:13.04
16. Kelly Champagne, Texas	34:14.48
17. Jennifer Rioux, Wake Forest	34:32.50
18. Nancy Anderson, Brigham Young	35:35.02
19. Anne Letko, Wake Forest	35:51.75

TEAM SCORING AFTER ONE EVENT: Cal State-Los Angeles 10, Wisconsin 8, California 6,  
 North Carolina State 5, Alabama 4, Stanford 3, Yale 2, Minnesota 1

NCAA MEN'S AND WOMEN'S OUTDOOR TRACK AND FIELD CHAMPIONSHIPS  
Hayward Field -- University of Oregon  
Eugene, Ore. -- June 1-4, 1988

Thurs 1  
Final

WOMEN'S 400-METER DASH

(Trials: Thursday, 3:25 p.m.; Final: Saturday, 1:25 p.m.)

World Record ----- :47.60, Marita Koch, East Germany, 1985  
American Record ----- :48.83, Valerie Brisco, World Class AC, 1984  
Collegiate Record ----- :49.91, Marita Payne, Florida State, 1984  
NCAA Meet Record ----- :50.90, Lillie Leatherwood-King, Alabama, 1987  
Hayward Field Record ----- :50.41, Diane Dixon, Atoms Track Club, 1986  
Trials Qualifying ----- :53.25  
Olympic Qualifying ----- :52.74 (:52.6)

Top 1987 Scorers (Returnees in CAPS) — 1. Lillie Leatherwood-King, Alabama, :50.90;  
2. ROCHELLE STEVENS, Morgan State, :51.23; 3. DENISE MITCHELL, Florida, :52.09; 4. Sonja  
Fridy, Virginia, :52.27; 5. JANET DAVIS, Florida State, :52.77; 6. MICHELLE MILLING,  
Nebraska, :53.16; 7. NATASHA KAISER, Missouri, :53.1; 8. Gervaise McCraw, Southern Cal,  
:53.1.

Other Returning Placewinners — 1986: 3. Terri Dendy, George Mason, :52.12; 5. Natasha  
Kaiser, Missouri, :52.29; 8. Linetta Wilson, Nebraska, :53.30.

\*\*\*\*\*

HEAT WINNERS PLUS NEXT FIVE FASTEST TIMES TO FINAL

HEAT ONE

1. Maicel Malone, Arizona State	:52.12	QUALIFIER
2. Tanya McIntosh, Rice	:52.54	QUALIFIER
3. Denise Mitchell, Florida	:52.75	
4. Adina Valdez, Jackson State	:53.65	
5. Barbara Flowers, Texas	:53.66	
6. Tara Coleman, Tennessee	:53.91	
7. Tamika Foster, Arizona State	:54.10	
8. Meredith Rainey, Harvard	:54.52	

HEAT TWO

1. Jearl Miles, Alabama A&M	:51.60	QUALIFIER
2. Terri Dendy, George Mason	:52.54	QUALIFIER
3. Leslie Hardison, Texas	:53.27	
4. Jeneene Vickers, UCLA	:53.57	
5. Michelle Felder, Howard	:53.95	
6. Teri Smith, Brown	:54.14	
Marilyn Dewarder, Jackson State	Disqualified	

(Lane violation, final curve)

HEAT THREE

1. Rochelle Stevens, Morgan State	:51.75	QUALIFIER
2. Michelle Taylor, Southern Cal	:52.55	QUALIFIER
3. Sharon Powell, Nebraska	:52.58	QUALIFIER
4. Natasha Kaiser, Missouri	:52.60	QUALIFIER
5. Danyel Wofford, Louisiana State	:53.42	
6. Kendra Mackey, North Carolina	:53.99	
7. Angela Springer, Eastern Michigan	:54.09	
8. Rose Blake, Fresno State	:55.72	

NCAA MEN'S AND WOMEN'S OUTDOOR TRACK AND FIELD CHAMPIONSHIPS  
Hayward Field -- University of Oregon  
Eugene, Ore. -- June 1-4, 1988

Thur 2

MEN'S 400-METER DASH

(Trials: Thursday, 3:45 p.m.; Final: Saturday, 1:35 p.m.)

World Record ----- :43.86, Lee Evans, USA, 1968  
American Record ----- :43.86, Lee Evans, San Jose State, 1968  
Collegiate Record ----- :43.86, Lee Evans, San Jose State, 1968  
NCAA Meet Record ----- :44.13, Butch Reynolds, Ohio State, 1987  
Hayward Field Record ----- :44.47, Darrell Robinson, Mazda Track Club, 1986  
Trials Qualifying ----- :45.82  
Olympic Qualifying ----- :46.14 (:46.0)

Top 1987 Scorers (Returnees in CAPS) -- 1. Butch Reynolds, Ohio State, :44.13; 2. DANNY EVERETT, UCLA, :44.47; 3. Roddie Haley, Arkansas, :44.82; 4. Kevin Robinzine, Southern Methodist, :45.20; 5. Andrew Valmon, Seton Hall, :45.35; 6. RAYMOND PIERRE, Baylor, :45.43; 7. MOSES UGBISIE, Texas Southern, :45.60; 8. TIM SIMON, Illinois, :46.17. 9. TONY ALLEN, Texas Christian, :46.17.

Other Returning Placewinners -- 1986: 5. Danny Everett, UCLA, :45.54; 8. Clifton Campbell, Auburn, :46.33.

\*\*\*\*\*

(QUALIFICATION: Heat winners and next five fastest times)

HEAT ONE

1. Tim Simon, Illinois	:45.46	QUALIFIER
2. Jeff Reynolds, Kansas State	:45.87	QUALIFIER
3. Michael Cannon, Texas Christian	:46.00	
4. Kyle Hargett, Colorado	:46.36	
5. Darrell Hadden, Southwest Texas State	:46.45	
6. Larry Cantrell, Alabama	:46.51	
7. Benny Cureton, West Virginia	:46.55	

HEAT TWO

1. Steve Lewis, UCLA	:45.00	QUALIFIER
2. Ian Morris, Abilene Christian	:45.31	QUALIFIER
3. Clifton Campbell, Auburn	:45.42	QUALIFIER
4. Raymond Pierre, Baylor	:45.65	QUALIFIER
5. Gary Duncan, Georgia	:46.17	
6. Tim Hesse, Brigham Young	:46.85	
7. Anthony Washington, UCLA	:47.16	

HEAT THREE

1. Danny Everett, UCLA	:45.24	QUALIFIER
2. Calvin Long, Florida	:45.88	QUALIFIER
3. Lee Bridges, Illinois	:46.25	
4. Patrick Gordon, Rice	:46.32	
5. Roger Hunter, Indiana	:46.47	
6. Harry Ellerby, Maryland-Eastern Shore	:46.95	
7. Charles Bruce, Prairie View A&M	:47.46	

NCAA MEN'S AND WOMEN'S OUTDOOR TRACK AND FIELD CHAMPIONSHIPS  
Hayward Field -- University of Oregon  
Eugene, Ore. -- June 1-4, 1988

Thurs. 3  
Final

WOMEN'S 100-METER DASH

(Trials: Thursday, 4:05 p.m.; Final: Saturday, 1:50 p.m.)

World Record ----- :10.76, Evelyn Ashford, United States, 1984  
American Record ----- :10.76, Evelyn Ashford, Puma TC, 1984  
Collegiate Record ----- :10.94, Diane Williams, Los Angeles State, 1983  
NCAA Meet Record ----- :11.12, Gail Devers, UCLA, 1986  
Hayward Field Record ----- :11.08, Brenda Morehead, Tennessee State, 1976  
Trials Qualifying ----- :11.60  
Olympic Qualifying ----- :11.54 (:11.3)

Top 1987 Scorers (Returnees in CAPS) -- 1. Gwen Torrence, Georgia, :11.25; 2. GAIL DEVERS, UCLA, :11.30; 3. Sheila Echols, Louisiana State, :11.41; 4. Michelle Finn, Florida State, :11.43; 5. PAULINE DAVIS, Alabama, :11.47; 6. FALILATU OGUNKOYA, Mississippi State, :11.59; 7. MARY ONYALI, Texas Southern, :11.61; 8. PAM QUALLS (now Reynolds), Washington State, :11.61.

Other Returning Placewinners -- 1986: 3. Pauline Davis, Alabama, :11.36; 6. Mary Onyali, Texas Southern, :11.40; 8. Mary Bolden, Texas, :11.60; 1985: 6. Gail Devers, UCLA, :11.83. 1984: 5. Mark Bolden, Tennessee (now competing at Texas), :11.25w.

\*\*\*\*\*

HEAT WINNERS PLUS NEXT SIX FASTEST TIMES TO FINAL

HEAT ONE (Wind: -0.20)

1. Pauline Davis, Alabama	:11.38	QUALIFIER
2. Carlette Guidry, Texas	:11.42	QUALIFIER
3. Esther Jones, Louisiana State	:11.43	QUALIFIER
4. Wendy Vereen, Morgan State	:11.51	
5. Falilatu Ogunkoya, Mississippi State	:11.52	
6. Vivienne Spence, Hampton	:11.53	
7. Andrea Thompson, Florida State	:11.67	
8. Teresa Neighbors, Texas-San Antonio	:11.68	

HEAT TWO (Wind: +1.39)

1. Gail Devers, UCLA	:11.16	QUALIFIER
2. Mary Onyali, Texas Southern	:11.29	QUALIFIER
3. Lamonda Miller, Appalachian State	:11.47	QUALIFIER
4. Ethlyn Tate, Morgan State	:11.47	QUALIFIER
5. Angela Williams, Seton Hall	:11.50	QUALIFIER
6. Celena Mondie, Illinois	:11.51	
7. Lynda Tolbert, Arizona State	:11.59	
8. Lisa Ford, Texas Christian	:11.68	

NCAA MEN'S AND WOMEN'S OUTDOOR TRACK AND FIELD CHAMPIONSHIPS  
Hayward Field -- University of Oregon  
Eugene, Ore. -- June 1-4, 1988

Thurs. 4  
Final

MEN'S 100-METER DASH

(Trials: Thursday, 4:25 p.m.; Final: Saturday, 2:00 p.m.)

World Record ----- :09.83, Ben Johnson, Canada, 1987  
American Record ----- :09.93, Calvin Smith, Alabama, 1983  
                              :09.93, Carl Lewis, Santa Monica Track Club, 1987  
Collegiate Record ----- :09.93, Calvin Smith, Alabama, 1983  
NCAA Meet Record ----- :10.03, Stanley Floyd, Houston, 1982  
Hayward Field Record ----- :10.07, Clancy Edwards, USC, 1978  
Trials Qualifying ----- :10.30 (:10.1)  
Olympic Qualifying ----- :10.44 (:10.2)

Top 1987 Scorers (Returnees in CAPS) — 1. RAYMOND STEWART, Texas Christian, :10.14;  
2. Lee McRae, Pittsburgh, :10.21; 3. MIKE MARSH, UCLA, :10.28; 4. Floyd Heard, Texas A&M,  
:10.31; 5. VICTOR EDET, Missouri, :10.32; 6. GREG SHOLARS, Texas Christian, :10.35;  
7. JASON LEACH, Texas, :10.37.

Other Returning Placewinners — 1986: 1. Lee McRae, Pittsburgh, :10.11; 3. Lee McNeill,  
East Carolina, :10.14; 7. Stanley Kerr, Texas A&M, :10.30; 9. Greg Sholars, Texas  
Christian, :10.36. 1985: 4. Lee McNeill, East Carolina, :10.11w.

\*\*\*\*\*

(QUALIFICATION: Heat winners and next five fastest times)

HEAT ONE (Wind: +3.13, over allowable)

1. Joe DeLoach, Houston	:10.15	QUALIFIER
2. Dennis Mitchell, Florida	:10.19	QUALIFIER
3. Leroy Burrell, Houston	:10.28	QUALIFIER
4. Greg Sholars, Texas Christian	:10.33	
5. Atlee Mahorn, California	:10.34	
6. Andre Cason, Texas A&M	:10.36	
7. Mike Haynes, Northern Arizona	:10.53	

HEAT TWO (Wind: +1.65)

1. Raymond Stewart, Texas Christian	:10.16	QUALIFIER
2. Derrick Florence, Texas A&M	:10.22	QUALIFIER
3. Slip Watkins, Louisiana State	:10.28	QUALIFIER
4. Mike Marsh, UCLA	:10.29	QUALIFIER
5. Roland Barclay, Jackson State	:10.38	
6. Jason Leach, Texas	:10.40	
7. Anthony Barnes, Fresno State	:10.46	
8. Rickey Huell, Mississippi State	:10.50	

HEAT THREE (Wind: +0.76)

1. Roscoe Tatum, Texas Christian	:10.34	QUALIFIER
2. Norm McGee, North Dakota	:10.36	
3. Lee McNeill, East Carolina	:10.38	
4. Devlon Dunn, Colorado	:10.45	
5. Lorenzo Daniel, Mississippi State	:10.48	
6. Deion Sanders, Florida State	:10.54	
7. Ronnell Barclay, Jackson State	:10.60	

# NCAA MEN'S AND WOMEN'S OUTDOOR TRACK AND FIELD CHAMPIONSHIPS

Hayward Field -- University of Oregon

Eugene, Ore. -- June 1-4, 1988

Thurs. 5

Final

## WOMEN'S HEPTATHLON

(Second Day: Thursday, 1:00 p.m.)

World Record -----	7,158, Jackie Joyner-Kersey, United States, 1986
American Record -----	7,158, Jackie Joyner-Kersey, World Class AC, 1986
Collegiate Record -----	6,718, Jackie Joyner, UCLA, 1985
NCAA Meet Record -----	6,390, Jackie Joyner, UCLA, 1983
Hayward Field Record -----	6,230, Jane Frederick, Athletics West, 1986
Trials Qualifying -----	5,425
Olympic Qualifying -----	5,700 (5,750)

Top 1987 Scorers (Returnees in CAPS) -- 1. Jolanda Jones, Houston, 6,068; 2. Eva Karblom, Brigham Young, 5,965; 3. Cathy Tyree, Purdue, 5,855; 4. Heidi Mann, Florida, 5,784; 5. WENDY BROWN, Southern Cal, 5,681; 6. Kym Carter, Louisiana State, 5,460; 7. Erin Dougherty, Arizona, 5,426; 8. Carmel Major, Boise State, 5,368.

\*\*\*\*\*

### EVENT NUMBER 5

#### LONG JUMP

	Distance	Event Points	Total Points
1. Wendy Brown, Southern Cal	20- 3 1/2 (6.18m/+0.03)	905	4371 (1)
2. Laura Kirkham, Indiana	19- 5 3/4 (5.94m/-3.29)	831	4050 (5)
3. Clare Look, Marquette	18- 8 (5.69m/+0.98)	756	3827 (6)
4. Jamie McNeair, Purdue	18- 6 3/4 (5.66m/-1.60)	747	4063 (4)
5. Teri LeBlanc, Missouri	18- 5 1/2 (5.63m/+3.54)	738	4066 (3)
6. Crystal Young, Boise State	18- 3 1/4 (5.57m/+2.51)	720	4107 (2)
7. Angela King, Alabama-Birmingham	17- 0 3/4 (5.20m/+3.35)	614	3652 (9)
8. Ann O'Connor, Kansas	16-11 1/2 (5.17m/+1.68)	606	3673 (8)
9. Rhonda Phillips, Louisiana State	16- 8 3/4 (5.10m/-1.25)	587	3703 (7)

### EVENT NUMBER 6

#### JAVELIN

	Distance	Event Points	Total Points
1. Wendy Brown, Southern Cal	141- 0 (42.98m)	725	5096 (1)
2. Crystal Young, Boise State	139-10 (42.64m)	718	4825 (2)
3. Jamie McNeair, Purdue	124- 6 (37.96m)	628	4691 (3)
4. Ann O'Connor, Kansas	114- 1 (43.78m)	567	4240 (6)
5. Teri LeBlanc, Missouri	107- 9 (32.84m)	531	4597 (4)
6. Laura Kirkham, Indiana	92- 7 (28.24m)	443	4493 (5)
7. Rhonda Phillips, Louisiana State	89-10 (27.40m)	427	4130 (7)
8. Angela King, Alabama-Birmingham	89- 5 (27.26m)	425	4077 (8)
9. Clare Look, Marquette	No Legal Mark	0	3827 (9)

### EVENT NUMBER 7

#### 800-METER RUN

	Time	Event Points	Total Points
1. Rhonda Phillips, Louisiana State	2:14.23	904	5034 (6)
2. Jamie McNeair, Purdue	2:14.59	899	5590 (3)
3. Clare Look, Marquette	2:17.62	856	4683 (9)
4. Crystal Young, Boise State	2:19.26	834	5659 (2)
5. Angela King, Alabama-Birmingham	2:21.49	803	4880 (8)
6. Teri LeBlanc, Missouri	2:22.86	785	5382 (4)
7. Laura Kirkham, Indiana	2:24.15	768	5261 (5)
8. Ann O'Connor, Kansas	2:31.02	680	4920 (7)
9. Wendy Brown, Southern Cal	2:37.24	605	5701 (1)

Women's Heptathlon, Second Day  
2-2-2-2-2

Thurs. 6  
Final

HEPTATHLON FINAL RESULTS

<u>Name-School</u>	<u>Points</u>
1. Wendy Brown, Southern California	5,701
2. Crystal Young, Boise State	5,659
3. Jamie McNeair, Purdue	5,590
4. Teri LeBlanc, Missouri	5,382
5. Laura Kirkham, Indiana	5,261
6. Rhonda Phillips, Louisiana State	5,034
7. Ann O'Connor, Kansas	4,920
8. Angela King, Alabama-Birmingham	4,880
9. Clare Look, Marquette	4,683

TEAM SCORING AFTER THIS EVENT: Cal State-Los Angeles 10, Southern California 10, Wisconsin 8, Boise State 8, California 6, Purdue 6, North Carolina State 5, Missouri 5, Alabama 4, Indiana 4, Stanford 3, Louisiana State 3, Yale 2, Kansas 2, Minnesota 1, Alabama-Birmingham 1

QUOTING BROWN: "The weather at the end made it difficult to compete. I knew I just had to finish the race to win. I wanted to run a little faster but I wasn't going for a great time, I just wanted to have a nice, easy race. I haven't been training for the 800 meters, plus the rain made it tougher. All in all, I am happy with the results. The time schedule worked out real well today so competing in the open triple jump didn't bother me."



# NCAA MEN'S AND WOMEN'S OUTDOOR TRACK AND FIELD CHAMPIONSHIPS

Hayward Field -- University of Oregon

Eugene, Ore. -- June 1-4, 1988

Thurs. 7  
Final

## MEN'S HAMMER

(Qualifying: Thursday, 3:15 p.m.; Trials-Final: Saturday, 1:00 p.m.)

World Record ----- (86.74) 284-7, Yuriy Syedikh, Soviet Union, 1986  
American Record ----- (81.88) 268-8, Jud Logan, New York AC, 1988  
Collegiate Record ----- (78.34) 257-0, Ken Flax, Oregon, 1986  
NCAA Meet Record ----- (78.34) 257-0, Ken Flax, Oregon, 1986  
Hayward Field Record --- (76.20) 250-0, Ken Flax, Oregon, 1986  
Trials Qualifying ----- (65.90) 216-2  
Olympic Qualifying ----- (72.00) 236-3

Top 1987 Scorers (Returnees in CAPS) -- 1. STEFAN JONSSON, Washington State, 224-8;  
2. GARY HALPIN, Manhattan, 219-6; 3. Horatio Garcia, Florida State, 211-7; 4. Mikko  
Valimaki, Brigham Young, 210-5; 5. Russ Meldrum, Brigham Young, 208-8; 6. ANDREW TOLPUTT,  
Southern Cal, 207-10; 7. DAVE WILSON, UCLA, 204-9; 8. Daron Crass, Fresno State, 200-2.

Other Returning Placewinners -- 1986: 4. Gary Halpin, Manhattan, 224-2; 6. Tony Kenneally,  
Boston University, 219-4. 1985: 11. Gary Halpin, Manhattan, 204-2; 1984: 13. Stefan  
Jonsson, Washington State, 188-4.

\*\*\*\*\*

## QUALIFIERS

1. Stefan Jonsson, Washington State (226-6, Foul, 229-0)	229- 0	(69.80m)
2. Gary Halpin, Manhattan (219-1, 218-1, 213-5)	219- 1	(66.78m)
3. David Wilson, UCLA (214-4, Pass, Pass)	214- 4	(65.32m)
4. Simon Linscheid, Iona (200-3, 211-2, Pass)	211- 2	(64.36m)
5. John Billingsley, Washington State (Foul, 192-5, 210-6)	210- 6	(64.16m)
6. Angus Cooper, Kent State (209-2, Pass, Pass)	209- 2	(63.76m)
7. John Thomas, Oregon State (199-10, 208-0, 198-6)	208- 0	(63.40m)
8. Anthony Kenneally, Boston University (191-9, 206-8, 203-11)	206- 8	(63.00m)
9. John Knight, UCLA (205-11, Foul, 200-2)	205-11	(62.76m)
10. John O'Connor, Kent State (204-7, Foul, 199-3)	204- 7	(62.36m)
11. Mike Ostrom, Fresno State (Foul, 200-5, 200-11)	200-11	(61.24m)
12. Eric Finch, Oregon (Foul, 200-1, 200-9)	200- 9	(61.18m)

## NON-QUALIFIERS

Steve Dering, Syracuse (198-3, 195-2, 193-1)	198- 3	(60.44m)
Richard Wright, St. Lawrence (193-8, Foul, 197-7)	197- 7	(60.22m)

NCAA Men's Hammer Qualifying  
2-2-2-2-2

Mikael Nilsson, Northeast Louisiana (196-0, 187-11, Foul)	196- 0	(59.74m)
James Russell, Harvard (187-10, 195-11, 195-10)	195-11	(59.72m)
Scott McGee, Oregon (187-9, Foul, Foul)	187- 9	(57.22m)
Erik Johnson, Washington (172-4, 186-7, 181-7)	186- 7	(56.88m)

Thurs. 8  
Final

# NCAA MEN'S AND WOMEN'S OUTDOOR TRACK AND FIELD CHAMPIONSHIPS

Hayward Field -- University of Oregon

Eugene, Ore. -- June 1-4, 1988

Thurs. 9  
Final

## MEN'S 1,500-METER RUN

(Trials: Thursday, 5:00 p.m.; Final: Saturday, 2:20 p.m.)

World Record -----	3:29.46, Said Aouita, Morocco, 1985
American Record -----	3:29.77, Sydney Maree, Puma Track Club, 1985
Collegiate Record -----	3:31.71, Abdi Bile, George Mason, 1987
NCAA Meet Record -----	3:35.30, Sydney Maree, Villanova, 1981
Hayward Field Record -----	3:35.15, Steve Scott, Sub 4 Track Club, 1980
Trials Qualifying -----	3:41.97
Olympic Qualifying -----	3:38.5

Top 1987 Scorers (Returnees in CAPS) -- 1. Abdi Bile, George Mason, 3:34.79; 2. CHARLES MARSALA, Indiana, 3:38.43; 3. TERRENCE HARRINGTON, Clemson, 3:38.57; 4. Sean O'Neill, Villanova, 3:38.86; 5. Gerry O'Reilly, Villanova, 3:38.93; 6. STEVE BALKEY, Penn State, 3:38.99; 7. Gary Cobb, Virginia Tech, 3:39.35; 8. Bruce Stirling, Washington, 3:39.89; 9. MARK DEADY, Indiana, 3:40.27.

\*\*\*\*\*

(QUALIFICATION: First two each heat and next eight fastest times)

### HEAT ONE

1. Charles Marsala, Indiana	3:46.31	QUALIFIER
2. Brian Jaeger, Auburn	3:46.43	QUALIFIER
3. Matt Taylor, Arkansas	3:46.52	QUALIFIER
4. Hiram Cuevas, William and Mary	3:46.69	QUALIFIER
5. Marc Olesen, Stanford	3:46.71	QUALIFIER
6. Brad Schlapak, Northeastern	3:46.73	

### HEAT TWO

1. Joe Falcon, Arkansas	3:45.61	QUALIFIER
2. Steve Balkey, Penn State	3:45.75	QUALIFIER
3. Mark Deady, Indiana	3:46.03	QUALIFIER
4. Michael Stahr, Georgetown	3:46.05	QUALIFIER
5. David McMillan, Penn State	3:46.07	QUALIFIER
6. Jan Friedli, Villanova	3:46.13	QUALIFIER
7. Eric Peterson, Oregon	3:46.50	QUALIFIER

# NCAA MEN'S AND WOMEN'S OUTDOOR TRACK AND FIELD CHAMPIONSHIPS

Hayward Field -- University of Oregon

Eugene, Ore. -- June 1-4, 1988

Thurs. 10

Final

## MEN'S HIGH JUMP

(Qualifying: Thursday, 4:55 p.m.; Trials-Final: Saturday, 2:45 p.m.)

World Record ----- (2.42) 7-11 1/4, Patrik Sjöberg, Sweden, 1987  
 American Record ----- (2.37) 7- 9 1/4, Jerome Carter, Unattached, 1988  
 Thomas McCants, Unattached, 1988  
 Collegiate Record ----- (2.34) 7- 8, Dennis Lewis, Long Beach CC, 1985  
 NCAA Meet Record ----- (2.32) 7- 7 1/4, Thomas McCants, Alabama, 1985  
 Thomas Eriksson, Lamar, 1985  
 Milton Ottey, Texas-El Paso, 1982  
 Del Davis, UCLA, 1982  
 Hayward Field Record --- (2.33) 7- 7 3/4, Zhu Jianhua, China, 1984  
 Trials Qualifying ----- (2.26) 7- 5  
 Olympic Qualifying ----- (2.25) 7- 4 1/2

Top 1987 Scorers (Returnees in CAPS) -- 1. TOM SMITH, Illinois State, 7-5 3/4; 2. DOTHIEL EDWARDS, Georgia, 7-5 3/4; 3. TROY KEMP, Boise State, 7-5 3/4; 4. NEAL GUIDRY, Southwestern Louisiana, 7-4 1/2; 5. Brian Brown, Northwestern State, 7-2 1/4; 6. tie, RICK NOJI, Washington, and Mark Todd, Oklahoma, 7-1; 8. DAVE SAMPSON, Brigham Young, 7-1.

Other Returning Placewinners -- 1986: 2. Greg Jones, Eastern Washington (now competing for Washington State), 7-3; 3. Dothel Edwards, Georgia, 7-1; 9. Maurice Crumby, Arizona, 6-11; 12. Troy Kemp, Boise State, 6-11; 1985: 7. Maurice Crumby, Arizona, 7-5; 10. Greg Jones, Eastern Washington, 7-3.

\*\*\*\*\*

QUALIFIERS	6-11		
	(2.11)		
Thomas Smith, Illinois State	x	6-11	(2.11m)
Bob Sundell, Northwest Missouri State	x	6-11	(2.11m)
Greg Jones, Washington State	x	6-11	(2.11m)
David Glassburn, Purdue	x	6-11	(2.11m)
Troy Kemp, Boise State	x	6-11	(2.11m)
Brian Brown, Northwestern State	ox	6-11	(2.11m)
Troy Glasgow, Georgia	ox	6-11	(2.11m)
Dothel Edwards, Georgia	ox	6-11	(2.11m)
Brian Marshall, Stanford	ox	6-11	(2.11m)
Hollis Conway, Southwestern Louisiana	ox	6-11	(2.11m)
Jon Shelton, Texas	ox	6-11	(2.11m)
Jeff Rogers, California	ox	6-11	(2.11m)

## FAILED TO CLEAR HEIGHT

Bill Bluethmann, Purdue	ooo
Paul Wiechern, South Carolina	ooo
David Sampson, Brigham Young	ooo
Tony Brown, Louisiana Tech	ooo
Rick Noji, Washington	ooo
Mike Vukovich, Minnesota	ooo

NCAA MEN'S AND WOMEN'S OUTDOOR TRACK AND FIELD CHAMPIONSHIPS  
Hayward Field -- University of Oregon  
Eugene, Ore. -- June 1-4, 1988

Thur. 11  
FINAL

WOMEN'S 100-METER HURDLES

(Trials: Thursday, 5:20 p.m.; Final: Saturday, 2:35 p.m.)

World Record ----- :12.25, Ginka Zagorcheva, Bulgaria, 1987  
American Record ----- :12.61, Gail Devers, UCLA, 1988  
Collegiate Record ----- :12.61, Gail Devers, UCLA, 1988  
NCAA Meet Record ----- :12.84, Benita Fitzgerald, Tennessee, 1983  
Hayward Field Record ----- :12.90, Stephanie Hightower, Ohio State, 1980  
Trials Qualifying ----- :13.68  
Olympic Qualifying ----- :13.44 (:13.2)

Top 1987 Scorers (Returnees in CAPS) -- 1. LaVONNA MARTIN, Tennessee, :13.05; 2. JACKIE HUMPHREY, Eastern Kentucky, :13.23; 3. LYNDA TOLBERT, Arizona State, :13.24; 4. Donna Waller, Colorado, :13.33; 5. Rosalind Council, Auburn, :13.35; 6. SCHOWONDA WILLIAMS, Louisiana State, :13.58; 7. Maria Usifo, Texas Southern, :13.59; 8. NICOLLE THOMPSON, UCLA, :13.60; 9. KAREN NELSON, Texas, :13.64.

Other Returning Placewinners -- 1986: 2. LaVonna Martin, Tennessee, :13.05; 4. Gail Devers, UCLA, :13.15; 5. Jackie Humphrey, Eastern Kentucky, :13.32; 8. Schowanda Williams, Louisiana State, :13.53; 9. Nicolle Thompson, UCLA, :13.71; 1985: 5. LaVonna Martin, Tennessee, :13.02; 6. Gail Devers, UCLA, :13.34.

\*\*\*\*\*

HEAT WINNERS PLUS NEXT FIVE FASTEST TIMES TO FINAL

HEAT ONE (Wind: -0.50)

1. Gail Devers, UCLA	:13.01	QUALIFIER
2. Schowonda Williams, Louisiana State	:13.43	QUALIFIER
3. Bridgette Tate, Ohio State	:13.48	QUALIFIER
4. Kim Kilpatrick, Kansas State	:13.76	
5. Maureen Wiltshire, Hampton	:13.79	
6. Hope Obika, Texas Southern	:13.97	
7. Tanya Davis, Nevada-Las Vegas	:14.04	

HEAT TWO (Wind: +1.87)

1. LaVonna Martin, Tennessee	:13.36	QUALIFIER
2. Alicia Bass, Louisiana State	:13.41	QUALIFIER
3. Tananjalyne Stanley, Louisiana State	:13.62	
4. Leticia Beverly, Illinois	:13.90	
5. Natasha Thomas, Iowa State	:14.00	
6. Felicia White, Ohio State	:14.03	
7. Andrea Thompson, Florida State	:14.20	
8. Carla Wilson, Oklahoma	:14.28	

HEAT THREE (Wind: -1.10)

1. Jackie Humphrey, Eastern Kentucky	:13.21	QUALIFIER
2. Lynda Tolbert, Arizona State	:13.39	QUALIFIER
3. Karen Nelson, Texas	:13.57	QUALIFIER
4. NikRi Williams, UCLA	:13.80	
5. Sylvia Dyer, Abilene Christian	:13.88	
6. Rochelle Frazier, Arizona	:14.19	
7. Mary Hawkins, Florida State	:14.6	

NCAA MEN'S AND WOMEN'S OUTDOOR TRACK AND FIELD CHAMPIONSHIPS

Hayward Field -- University of Oregon

Eugene, Ore. -- June 1-4, 1988

MEN'S 110-METER HIGH HURDLES

(Trials: Thursday, 5:50 p.m.; Final: 2:50 p.m. Saturday)

Thurs. 12  
Final

World Record ----- :12.93, Renaldo Nehemiah, United States, 1981  
American Record ----- :12.93, Renaldo Nehemiah, Athletic Attic, 1981  
Collegiate Record ----- :13.00, Renaldo Nehemiah, Maryland, 1979  
NCAA Meet Record ----- :13.22, Greg Foster, UCLA, 1978  
Hayward Field Record ----- :13.22, Greg Foster, UCLA, 1978  
Trials Qualifying ----- :13.81  
Olympic Qualifying ----- :13.94 (:13.7)

Top 1987 Scorers (Returnees in CAPS) -- 1. Eric Reid, Louisiana State, :13.51; 2. ARTHUR BLAKE, Florida State, :13.59; 3. JAMES PURVIS, Georgia Tech, :13.60; 4. Andrew Parker, Arizona State, :13.61; 5. Keith Talley, Alabama, :13.70; 6. William Skinner, Maryland, :13.74; 7. Steve Kerho, UCLA, :13.77; 8. ROD JETT, California, :13.89; 9. Thomas Wilcher, Michigan, :14.07.

Other Returning Placewinners -- 1986: 7. James Purvis, Georgia Tech, :13.71.

\*\*\*\*\*

(QUALIFICATION: Heat winners and next five fastest times)

HEAT ONE (Wind: -0.45)

1. James Purvis, Georgia Tech	:13.69	QUALIFIER
2. Robert Reading, Southern California	:13.74	QUALIFIER
3. Vernon George, Texas Southern	:13.96	QUALIFIER
4. Rodney Lawson, Florida State	:14.00	
5. Eric Cannon, Pittsburgh	:14.07	
6. Michael Timpson, Penn State	:14.12	
Brett Fortune, Hampton	DNF	

HEAT TWO (Wind: -0.69)

1. Arthur Blake, Florida State	:13.73	QUALIFIER
2. Rod Jett, California	:13.88	QUALIFIER
3. Lawrence Felton, Texas A&M	:13.95	QUALIFIER
4. Chris Lancaster, Indiana State	:13.97	QUALIFIER
5. Roget Ware, Ohio State	:14.00	
6. Bernard Williams, Louisiana State	:14.06	
7. Calvin Holmes, Pittsburgh	:14.39	

HEAT THREE (Wind: -1.42)

1. Dirk Morris, Georgia Tech	:13.94	QUALIFIER
2. Kevin Savoie, Southern	:13.98	
3. Terry Reese, North Carolina State	:14.01	
4. Derek Knowles, Saint Augustine's	:14.13	
5. Mike Profit, Air Force	:14.19	
6. Anthony Norris, Michigan State	:14.35	
7. Lamuel Stinson, Texas Tech	:14.55	
Felton Nails, Prairie View A&M	DNF	

NCAA MEN'S AND WOMEN'S OUTDOOR TRACK AND FIELD CHAMPIONSHIPS

Hayward Field -- University of Oregon

Eugene, Ore. -- June 1-4, 1988

Thur 13

WOMEN'S TRIPLE JUMP

(Qualifying: Thursday, 4:00 p.m.; Trials-Final: Saturday, 2:30 p.m.)

World Best -----

American Record ----- (13.85) 45-5 1/4, Sheila Hudson, California, 1987  
 Collegiate Record ----- (13.85) 45-5 1/4, Sheila Hudson, California, 1987  
 NCAA Meet Record ----- (13.78) 45-2 1/2, Sheila Hudson, California, 1987  
 Hayward Field Record --- (13.33) 43-8 3/4, Sheila Hudson, South Bay TC, 1986

1987 Top Scorers (Returnees in CAPS) -- 1. SHEILA HUDSON, California, 45-2 1/2; 2. YVETTE BATES, Southern Cal, 44-7 1/2; 3. WENDY BROWN, Southern Cal, 44-2; 4. Kathy Harrison, Georgia Tech, 43-10 1/2; 5. FLORA HYACINTH, Alabama, 43-8; 6. FELICIA CARPENTER (now Curry), Kansas State, 43-3w; 7. Renita Robinson, Nebraska, 42-2; 8. Carole Jones, Arizona, 42-0 1/2.

Other Returning Placewinners -- 1986: 2. Yvette Bates, Southern Cal, 44-6; 4. Wendy Brown, Southern Cal, 44-0 3/4; 5. Sheila Hudson, California, 43-2 1/4; 6. Felicia Carpenter, Kansas State, 42-7; 1985: 4. Wendy Brown, Southern Cal, 42-11.

\*\*\*\*\*

QUALIFIERS

1. Wendy Brown, Southern California 42-4, 37-9 1/4w, 42-9 3/4	42- 9 3/4 (13.05m/-1.94)
2. Yvette Bates, Southern California 42-5 1/4, foul, pass	42- 5 1/4 (12.93m/-1.33)
3. Felicia Curry, Kansas State 41-0 1/2, 42-4 1/4, 41-0 1/2	42- 4 1/2 (12.91m/-0.84)
4. Sheila Hudson, California 42-0, foul, 42-2	42- 2 (12.85m/-0.82)
5. Nena Gage, George Mason 40-4, 41-9 1/4, pass	41- 9 1/4 (12.73m/-3.04)
6. Diana Wills, Army 41-2 1/2, 41-8 3/4, 40-10 1/4	41- 8 3/4 (12.72m/-3.37)
7. Flora Hyacinth, Alabama 40-11 1/2, 41-4 1/4, pass	41- 4 1/4 (12.60m/-0.11)
8. Lavern Clarke, Oklahoma State 41-3 3/4, foul, 41-0 1/4	41- 3 3/4 (12.59m/-2.72)
9. Julie Lewis, Louisiana State foul, foul, 41-3	41- 3 (12.57m/-1.85)
10. Yolanda Taylor, Kansas 39-1, 39-10 3/4, 40-6 3/4	40- 6 3/4 (12.36m/-2.78)
11. Marci Payne, Idaho State 40-3 1/2, 40-2 3/4, 39-1	40- 3 1/2 (12.28m/-2.19)
12. Laketa Ziegler, Auburn 38-11, 40-1 1/4, 39-3 1/4	40- 1 1/4 (12.22m/-5.11)

Women's Triple Jump Qualifying  
2-2-2-2-2

Thur 14

NON-QUALIFIERS

Gaylene Ames, San Diego State 39-4, foul, 39-6	39- 6	(12.04m/+0.17)
Gretchen Jiles, Nevada-Las Vegas 38-3 $\frac{1}{2}$ , foul, 39-5	39- 5	(12.01m/+1.73)
Kim Batten, Florida State foul, 38-11, 39-4	39- 4	(11.99m/+1.41)
Angie McKnight, San Diego State 37-8 $\frac{3}{4}$ , foul, 38-8 $\frac{3}{4}$	38- 8 $\frac{3}{4}$	(11.80m/+0.74)
Brenda McDonald, Auburn 37-5 $\frac{3}{4}$ , 38-6, foul	38- 6	(11.73m/-3.05)
Meledy Smith, Texas Southern foul, foul, 35-2	35- 2	(10.72m/-3.37)
Angela Goodman, Purdue foul, foul, foul	no legal mark	



NCAA MEN'S AND WOMEN'S OUTDOOR TRACK AND FIELD CHAMPIONSHIPS

Hayward Field -- University of Oregon

Eugene, Ore. -- June 1-4, 1988

Thurs. 15  
Final

WOMEN'S 4x400-METER RELAY

(Trials: Thursday, 7:40 p.m.; Final: Saturday, 4:05 p.m.)

World Record ----- 3:15.92, East Germany, 1984  
American Record ----- 3:18.29, National Team, 1984  
Collegiate Record ----- 3:28.46, Florida State, 1983  
NCAA Meet Record ----- 3:28.46, Florida State, 1983  
Hayward Field Record ----- 3:28.93y, Florida State, 1984

Top 1987 Scorers (Returnees in CAPS) -- 1. Southern Cal (Myra Mayberry, Gervaise McCraw, MICHELLE TAYLOR, Leslie Maxie), 3:28.93; 2. Texas Southern (Sadie Sowunmi, Linda Eseimokumoh, Maria Usifo, MARY ONYALI), 3:29.41; 3. Louisiana State (Michele Morris, DANYEL WOFFORD, SYLVIA BRYDSON, SCHOWANDA WILLIAMS), 3:30.91; 4. UCLA (CHEWUAKII KNIGHTEN, MONICA PHILLIPS, Gayle Kellon, GAIL DEVERS), 3:32.10; 5. Tennessee (SHAWN MOORE, Robin Benjamin, CARLA McLAUGHLIN, LaVONNA MARTIN), 3:33.59; 6. Texas (Mimi King, ALTHEA THOMAS, KAROL DAVIDSON, LESLIE HARDISON), 3:36.26; 7. Prairie View (LaVonda Luckett, Jocelyn Tatum, EDITH RENFRO, Cathy Taylor), 3:36.2.

\*\*\*\*\*

HEAT ONE

1. ARIZONA STATE 3:31.60 QUALIFIER  
(Toinette Holmes :54.9, Maicel Malone 51.3, Jacinta Bartholomew 51.8, Tamika Foster 53.5)

2. NEBRASKA 3:31.60 QUALIFIER  
(Michelle Milling 54.1, Karen Kruger 53.5, Sharon Powell, 52.5, Linetta Wilson 51.5)

3. ALABAMA 3:33.20 QUALIFIER  
(Sherryl White 55.4, Flora Hyacinth 53.9, Sandra Latham 52.7, Pauline Davis 51.3)

4. UCLA 3:33.88 QUALIFIER  
(Tonya Sedwick 54.6, Monica Phillips 52.5, Choo Choo Knighten 53.5, Janeene Vickers 53.3)

5. HOWARD 3:34.18 QUALIFIER  
(Tisa Johnson 54.4, Lucinda Ford 54.4, Michelle Felder 54.3, Janice Kelly 53.4)

HEAT TWO

1. TEXAS 3:32.39 QUALIFIER  
(Leslie Hardison 53.0, Carlette Guidry 52.9, Karol Davidson 54.0, Barbara Flowers 52.5)

2. ILLINOIS 3:34.87 QUALIFIER  
(Shirley Bodden 56.5, Victoria Fulcher 52.9, Angela McClatchey 53.4, Celena Mondie 52.1)

3. LOUISIANA STATE 3:35.44 QUALIFIER  
(Opal Cunningham 54.1, Tammie Young 53.9, Jackie Bobien 54.1, Sylvia Brydson 53.3)

4. MORGAN STATE 3:36.81  
(Viola Harris 57.8, Gizelle Harris 53.4, Wendy Vereen 51.6, Rochelle Stevens 54.0)

NCAA MEN'S AND WOMEN'S OUTDOOR TRACK AND FIELD CHAMPIONSHIPS

Hayward Field -- University of Oregon

Eugene, Ore. -- June 1-4, 1988

Thurs 16  
Final

MEN'S SHOT PUT

(Qualifying: Thursday, 5:55 p.m.; Trials-Final: Saturday, 2:55 p.m.)

World Record ----- (23.06) 75- 8, Ulf Timmermann, East Germany, 1988  
American Record ----- (22.52) 73-10 3/4, John Brenner, Mazda Track Club, 1987  
Collegiate Record ----- (21.92) 71-11, John Brenner, UCLA, 1984  
NCAA Meet Record ----- (21.92) 71-11, John Brenner, UCLA, 1984  
Hayward Field Record --- (21.92) 71-11, John Brenner, UCLA, 1984  
Trials Qualifying ----- (19.56) 64- 2 1/4  
Olympic Qualifying ----- (19.50) 63-11 3/4

Top 1987 Scorers (Returnees in CAPS) -- 1. Garry Frank, Mississippi State, 65-3 1/4;  
2. Jim Banich, UCLA, 64-1 1/4; 3. Marvin Lewis, Baylor, 63-6 1/4; 4. James Parman, Northeast  
Louisiana, 61-6 1/4; 5. JOHN BENDER, Fresno State, 61-4 1/4; 6. Steve Muse, Boise State, 59-10 1/2;  
7. Mike Schnebel, Nebraska, 59-5; 8. Mike Spiritoso, Clemson, 58-9 1/4.

Other Returning Placewinners -- 1985: 2. Soren Tallhem, Brigham Young, 68-7 1/4. 1984:  
3. Soren Tallhem, Brigham Young, 65-3 1/4.

\*\*\*\*\*

QUALIFIERS

1. Mike Stulce, Texas A&M (59-0 1/4, 58-0 1/2, 62-5 3/4)	62- 5 3/4	(19.04m)
2. Terry Strouf, Wisconsin-LaCrosse (56-11 1/4, 59-8 1/2, 59-6 3/4)	59- 8 1/2	(18.20m)
3. John Bender, Fresno State (59-2, Pass, Pass)	59- 2	(18.03m)
4. Ed Wade, Oklahoma (58-10 1/4, Pass, Pass)	58-10 1/4	(17.94m)
5. C.J. Hunter, Penn State (55-9 1/2, 56-8 1/2, 58-9 1/4)	58- 9 1/4	(17.91m)
6. Simon Williams, Southern Methodist (Foul, 55-8 1/2, 57-10 1/2)	57-10 1/2	(17.64m)
7. Jose deSouza, Oregon (53-5, 55-7 1/2, 57-7 1/2)	57- 7 1/2	(17.56m)
8. Erik Johnson, Washington (52-9 1/2, 57-5 3/4, 56-8)	57- 5 3/4	(17.52m)
9. Tom Huminik, North Carolina State (57-2 1/4, Foul, Foul)	57- 2 1/4	(17.43m)
10. David Wilson, UCLA (57-2, 56-6 3/4, Pass)	57- 2	(17.42m)
11. Brian Blutraich, UCLA (54-10, 56-7 1/4, 57-1 1/2)	57- 1 1/2	(17.41m)
12. Peter Dajia, Texas-Arlington (54-10, 56-4 3/4, 56-10 3/4)	56-10 3/4	(17.34m)

NON-QUALIFIERS

Dave Brown, Nebraska (56-1 3/4, 55-9 3/4, 56-4 3/4)	56- 4 3/4	(17.19m)
Victor Johnson, Arkansas State (53-7 3/4, 55-0 3/4, 54-8 1/4)	55- 0 3/4	(16.78m)

NCAA MEN'S AND WOMEN'S OUTDOOR TRACK AND FIELD CHAMPIONSHIPS

Hayward Field -- University of Oregon

Eugene, Ore. -- June 1-4, 1988

Thurs. 17  
Final

WOMEN'S JAVELIN

(Qualifying: Thursday, 5:30 p.m.; Trials-Final: Saturday, 12:15 p.m.)

World Record ----- (78.90) 258-10, Petra Felke, East Germany, 1987  
American Record ----- (69.32) 227- 5, Kate Schmidt, Pacific Coast Club, 1977  
Collegiate Record ----- (64.44) 211- 5, Karin Smith, Cal Poly-SLO, 1981  
NCAA Meet Record ----- (63.02) 206- 9, Karin Smith, Cal Poly-SLO, 1982  
Hayward Field Record --- (66.58) 218- 5, Anna Verouli, Greece, 1982  
Trials Qualifying ----- (53.20) 174- 6  
Olympic Qualifying ----- (56.50) 185- 4

Top 1987 Scorers (Returnees in CAPS) -- 1. Laverne Eve, Louisiana State, 182-5; 2. Helena Uusitalo, Washington, 182-0; 3. Meg Warren, Appalachian State, 177-1; 4. HUI-CHEN LEE, Brigham Young, 171-10; 5. Shaney Coe, Washington State, 171-10; 6. JANE WOODHEAD, Tennessee, 168-8; 7. JULIA SOLO, Virginia, 167-8; 8. JILL SMITH, Oregon, 159-10.

\*\*\*\*\*

QUALIFIERS

1. Nicki Nye, Texas	175- 5 (53.48m)
152-7, 175-7, pass	
2. Jill Smith, Oregon	171- 6 (52.28m)
168-4, 171-5, 171-6	
3. Shelly Sanford, Washington	169- 7 (51.68m)
169-7, pass, pass	
4. Teri Okelberry, Weber State	168-11 (51.50m)
151-3, 156-3, 168-11	
5. Sherrie MacKinney, North Carolina	164- 6 (50.14m)
foul, 164-5, 164-6	
6. Julia Solo, Virginia	160- 7 (48.96m)
156-1, 160-7, 160-4	
7. Erica Wheeler, Stanford	160- 5 (48.90m)
160-5, 145-0, 159-7	
8. Anne Bolyard, Ohio	159- 8 (48.69m)
135-11, 142-11, 159-8	
9. Hui-Chen Lee, Brigham Young	157- 8 (48.06m)
157-8, 148-1, foul	
10. Solvi Nybu, Florida	157- 6 (48.00m)
148-0, 148-0, 157-6	
11. Cheryl Coker, Louisiana State	155- 1 (47.28m)
146-7, 149-7, 155-1	
12. Brooke Allen, Oregon	150- 3 (45.80m)
foul, 150-3, 139-10	

NON-QUALIFIERS

13. Jane Woodhead, Tennessee	149- 2 (45.48m)
146-3, 149-2, 135-7	
14. Paula Berry, Oregon	134- 1 (40.88m)
119-9, 134-1, 129-0	

# NCAA MEN'S AND WOMEN'S OUTDOOR TRACK AND FIELD CHAMPIONSHIPS

Hayward Field -- University of Oregon

Eugene, Ore. -- June 1-4, 1988

FRI. Final 20

## MEN'S 10,000-METER RUN (Final: Friday, 7:45 p.m.)

World Record ----- 27:13.81, Fernando Mamede, Portugal, 1984  
American Record ----- 27:20.56, Mark Nenow, Puma Track Club, 1986  
Collegiate Record ----- 27:22.4, Henry Rono, Washington State, 1978  
NCAA Meet Record ----- 28:01.30, Suleiman Nyambui, Texas-El Paso, 1979  
Hayward Field Record ----- 27:29.90, Henry Rono, Team Nike, 1982  
Trials Qualifying ----- 28:32.49  
Olympic Qualifying ----- 28:20.0

Top 1987 Scorers (Returnees in CAPS) -- 1. JOE FALCON, Arkansas, 29:10.66; 2. Chris Brewster, Michigan, 29:12.22; 3. STEVE TAYLOR, Virginia Tech, 29:18.83; 4. Jose Rocha, Boston College, 29:20.95; 5. DAVID HALLE, Illinois, 29:22.24; 6. BOB KEMPAINEN, Dartmouth, 29:28.81; 7. ERIC CARTER, Penn State, 29:34.43; 8. TONY WILLIAMS, Virginia Tech, 29:37.78.

Other Returning Placewinners -- 1986: 7. Harry Green, Texas, 30:25.97; 8. Curt Corvin, Washington, 30:29.70; 10. Eric Carter, Penn State, 31:26.26.

\*\*\*\*\*

## FINAL RESULTS

1. John Sherer, Michigan	28:50.39
2. Donald Johns, Eastern Michigan	28:50.48
3. Robert Kempainen, Dartmouth	28:53.31
4. Chris Borsa, Wisconsin	28:58.14
5. Yehezkel Halifa, Clemson	28:58.76
6. Harry Green, Texas	28:58.80
7. Chris Schille, Brown	28:59.99
8. Chris Zinn, Arkansas	29:02.03
9. Brad Hudson, Oregon	29:02.48
10. Pat Piper, North Carolina State	29:04.37
11. John Van Scoyoc, Miami (Ohio)	29:06.51
12. Bo Reed, Northern Arizona	29:06.75
13. Thomas Paskus, Dartmouth	29:08.91
14. Steve Taylor, Virginia Tech	29:24.62
15. Bill Taylor, Central Michigan	29:45.51
16. Brad Barquist, Michigan	29:56.97
17. Matt Clayton, San Diego State	30:14.52
18. John Wodny, Wyoming	30:42.47
Ted Goodlake, Tennessee	DNF
Gus Quinonez, Cal-Irvine	DNF

TEAM SCORING AFTER THIS EVENT: UCLA 38, Texas 30, Northeast Louisiana 21, California 18, Illinois 14, Louisiana State 13, Texas A&M 12, Oregon 12

QUOTING SHERER: "My strategy was to go out in the pack near the front, but try not to head halfway through the race. The last 100 meters was the toughest I've ever run. To win here was a good feeling. The crowd was great."

NCAA MEN'S AND WOMEN'S OUTDOOR TRACK AND FIELD CHAMPIONSHIPS

Hayward Field -- University of Oregon  
Eugene, Ore. -- June 1-4, 1988

FRI. Final 22

WOMEN'S DISCUS

(Trials-Final: Friday, 6:05 p.m.)

World Record ----- (74.50) 244- 7, Zdenka Silhava, Czechoslovakia, 1984  
American Record ----- (66.10) 216-10, Carol Cady, Stanford Track Club, 1986  
Collegiate Record ----- (67.48) 221- 5, Meg Ritchie, Arizona, 1983  
NCAA Meet Record ----- (63.96) 209-10, Leslie Deniz, Arizona State, 1983  
Hayward Field Record --- (65.02) 213- 4, Meg Ritchie, Team Adidas, 1984  
Trials Qualifying ----- (54.30) 178- 2  
Olympic Qualifying ----- (57.50) 188- 8

Top 1987 Scorers (Returnees in CAPS) — 1. LAURA LAVINE, Washington State, 184-2;  
2. LACY BARNES, Fresno State, 182-10; 3. Toni Lutjens, UCLA, 180-3; 4. Janet Mathews,  
Florida, 173-9; 5. COLLEEN ROSENSTEEL, Florida, 168-4; 6. Kim Kesler, California, 168-0;  
7. Ami Jackson, Indianapolis, 167-0; 8. Teresa Williford, Louisiana State, 163-1; 9. PATTY  
PURPUR, Stanford, 162-7.

\*\*\*\*\*

FINALS

1. Laura Lavine, Washington State 177-7, 181-0, 183-7, foul, 174-2, 188-1	188- 1 (57.34m)
2. Lacy Barnes, Fresno State 170-1, 185-4, foul, 172-11, 185-2, 182-7	185- 4 (56.48m)
3. Tracie Millett, UCLA 168-11, 180-5, 163-5, foul, 162-5	180- 5 (55.00m)
4. Kris Larson, UCLA 169-7, 178-1, 177-2, 168-4, 159-3, 177-2	178- 1 (54.28m)
5. Colleen Rosensteel, Florida 177-9, 164-10, 167-8, 166-5, foul, 171-10	177- 9 (54.18m)
6. Patty Purpur, Stanford 171-10, 164-5, 163-2, 164-4, 162-5, 162-3	171-10 (52.38m)
7. Jennifer Ponath, Washington 164-10, 167-10, foul, foul, 170-11, 167-5	170-11 (52.10m)
8. Beth Manson, Bowling Green State 164-0, foul, 168-4, 166-1, 151-3, 161-11	168- 4 (51.32m)
9. Meg Jones, Washington 163-0, foul, foul	163- 0 (49.68m)
10. Michelle Brotherton, Arizona 135-8, 158-1, 157-4	158- 1 (48.18m)
11. Claudia Paris, Southern California 153-0, 154-1, 148-1	154- 1 (46.98m)
12. Kelly Abernathy, Kansas State foul, 151-3, foul	151- 3 (46.10m)

TEAM SCORES AFTER THIS EVENT: Louisiana State 35, UCLA 32, Nebraska 24, Oregon 17,  
Villanova 17, Arizona State 16, Southern California 13, Purdue 12 1/3, Stanford 12 1/2

QUOTING LAVINE: "I kept saying to myself I was going to give 100 percent and not give up.  
The top four or five weren't that far apart. When the guy (announcer) said 'for her last  
throw,' I just said 100 percent, 100 percent, 100 percent, and I just threw it. I kept  
thinking back to last year. I kept thinking, 'you know, I've been in this position  
before.' I think I perform better when I am an underdog and I guess that would seem to  
show."

Friday

F-1  
MN

NCAA MEN'S AND WOMEN'S OUTDOOR TRACK AND FIELD CHAMPIONSHIPS  
Hayward Field — University of Oregon  
Eugene, Ore. -- June 1-4, 1988

MEN'S DECATHLON

(First Day: Friday, 11:00 a.m.; Second Day: Saturday, 9:30 a.m.)

World Record ----- 8,847, Daley Thompson, Great Britain, 1984  
American Record ----- 8,634, Bruce Jenner, San Jose Stars, 1976  
Collegiate Record ----- 8,322, Mike Ramos, Washington, 1986  
NCAA Meet Record ----- 8,222, Robert Muzzio, George Mason, 1984  
Hayward Field Record --- 8,444, Bruce Jenner, San Jose Stars, 1976  
Trials Qualifying ----- 7,800  
Olympic Qualifying ----- 7,600 (7,700)

Top 1987 Scorers (Returnees in CAPS) — 1. Jim Connolly, UCLA, 8,121; 2. Rob Muzzio, George Mason, 8,061; 3. Keith Robinson, Brigham Young, 7,967; 4. MIKAEL OLANDER, Louisiana State, 7,940; 5. Sheldon Blockburger, Louisiana State, 7,906; 6. Doug Hedrick, Tennessee, 7,597; 7. Dave Masgay, Penn State, 7,485; 8. Harry Clark, Houston, 7,461.

Other Returning Placewinners — 1986: 2. Sten Ekberg, Southern Methodist, 7,990; 3. Mikael Olander, Louisiana State, 7,851; 10. Simon Shirley, Washington State, 7,387; 11. Derek Huff, Western Illinois (now competing for Arizona), 7,362; 1985: 3. Sten Ekberg, Southern Methodist, 7,886; 7. Mikael Olander, Louisiana State, 7,570.

\*\*\*\*\*

EVENT NUMBER 1

100-METER DASH

	<u>Time</u>	<u>Event</u> <u>Points</u>	<u>Total</u> <u>Points</u>
1. Simon Shirley, Washington State	:11.03	854	854 ( 1)
2. Rusty Hunter, Texas	:11.06	847	847 ( 2)
3. Derek Huff, Arizona	:11.09	841	841 ( 3)
4. Bruce Reid, Louisiana State	:11.11	836	836 ( 4)
5. Knut Gundersen, Mount St. Mary's	:11.25	806	806 ( 5)
6. Peter Hunt, Princeton	:11.27	801	801 ( 6)
7. Steve Peregoy, Texas A&M	:11.29	797	797 ( 7)
8. Mikael Olander, Louisiana State	:11.32	791	791 ( 8)
9. Michael Davis, Brigham Young	:11.34	786	786 ( 9)
10. Kip Janvrin, Simpson	:11.40	774	774 (10)
11. Kevin McGorty, North Carolina	:11.41	771	771 (11)
12. Craig Branstrom, Kansas	:11.45	763	763 (12)
13. Joe Duarte, UCLA	:11.48	757	757 (13)
14. Bengt Jarlsjo, Louisiana State	:11.50	753	753 (14)
15. Sherman Brantley, South Carolina	:11.51	750	750 (15)

Heat One (Wind: +0.48) — Hunter, :11.06; Reid, :11.11; Olander, :11.32; Branstrom, :11.45; Brantley, :11.51. Heat Two (Wind: +0.37) — Huff, :11.09; Gundersen, :11.25; Janvrin, :11.40; McGorty, :11.41; Jarlsjo, :11.50. Heat Three (Wind: +2.78) — Shirley, :11.03; Hunt, :11.27; Peregoy, :11.29; Davis, :11.34; Duarte, :11.48.

NCAA MEN'S AND WOMEN'S OUTDOOR TRACK AND FIELD CHAMPIONSHIPS  
Hayward Field -- University of Oregon  
Eugene, Ore. -- June 1-4, 1988

Fri - Final 2

MEN'S JAVELIN  
(Trials-Final: Friday, 1:30 p.m.)

World Record ----- (87.66) 287- 7, Jan Zelezny, Czechoslovakia, 1987  
American Record ----- (85.38) 280- 1, Tom Petranoff, Athletics West, 1986  
Collegiate Record ----- (82.64) 271- 1, Dag Wennlund, Texas, 1987  
NCAA Meet Record ----- (78.86) 258- 9, Dag Wennlund, Texas, 1986  
Hayward Field Record --- (79.54) 260-11, Brian Crouser, Unattached, 1987  
Trials Qualifying ----- (71.90) 235-11  
Olympic Qualifying ----- (76.00) 249- 4

Top 1987 Scorers (Returnees in CAPS) -- 1. Dag Wennlund, Texas, 252-10; 2. KEN PETERSEN, Northeast Louisiana, 246-7; 3. SIGGY MATTHIASSEN, Alabama, 241-9; 4. Bob Amabile, Rutgers, 238-7; 5. MIKAEL OLANDER, Louisiana State, 237-2; 6. Jim Miller, Washington State, 236-3; 7. Randy Mendenhall, Washington State, 236-2; 8. ROY SEIDMEYER, Fresno State, 231-7.

Other Returning Placewinners -- 1986: 5. Mikael Olander, Louisiana State, 239-7; 6. Jan Johansson, Washington State, 237-5; 1985: 5. Jan Johansson, Washington State, 258-6; 1984: 9. Jan Johansson, Washington State, 243-11; 11. Ken Petersen, Clemson (now competing at Northeast Louisiana), 228-2.

\*\*\*\*\*

FINAL RESULTS

1. Ken Petersen, Northeast Louisiana (231-8, 251-2, Foul, Foul, Foul, Pass)	251- 2	(76.56m)
2. Chris Athanasia, Yale (244-2, 225-0, 218-2, 224-2, Foul, Foul)	244- 2	(74.42m)
3. Lyle Guillory, Northeast Louisiana (235-4, 242-5, Foul, Foul, Foul, Foul)	242- 5	(73.90m)
4. Stefan Petersson, Texas (236-2, 230-8, 219-3, 227-7, 230-5, 237-2)	237- 2	(72.30m)
5. Darryl Roberson, Washington (210-7, 230-1, 235-10, 222-4, 223-0, 228-1)	235-10	(71.88m)
6. Mikael Olander, Louisiana State (230-4, 235-0, 227-7, 232-11, Pass, 232-2)	235- 0	(71.64m)
7. Vince Labosky, Kansas (232-9, Foul, 226-4, 222-0, Foul, 218-11)	232- 9	(70.94m)
8. Bill Parisi, Iona (220-3, 229-11, 222-9, 217-9, 213-6, 216-5)	229-11	(70.08m)
9. Jan Johansson, Washington State (227-10, 226-1, 225-0)	227-10	(69.44m)
10. Siggy Matthiason, Alabama (223-11, 223-4, Foul)	223-11	(68.26m)
11. Wayne Cummings, Texas-Arlington (213-1, 219-1, Foul)	219- 1	(66.78m)
12. Michael Renger, Southwest Texas State (170-1, 183-0, 187-8)	187- 8	(57.20m)

TEAM SCORING AFTER THIS EVENT: Northeast Louisiana 16, Yale 8, Texas 5, Washington 4, Louisiana State 3

QUOTING PETERSEN: "It feels great to win. This is what I have been working for all year. It is a good way to finish the season. The conditions were perfect today. There was a little bit of wind coming at us. I am number one in Denmark at the present. We have a qualifying standard in Denmark. We get four chances to qualify and we have to tell them in advance which four meets we will try to qualify in. This meet was one of the four and our standard to go to the Olympics is 260-0. I will be going home now and throwing in Europe."

NCAA MEN'S AND WOMEN'S OUTDOOR TRACK AND FIELD CHAMPIONSHIPS  
Hayward Field — University of Oregon  
Eugene, Ore. — June 1-4, 1988

Final-Final-3

WOMEN'S HIGH JUMP  
(Trials-Final: Friday, 2:00 p.m.)

World Record ----- (2.09) 6-10 1/4, Stefka Kostadinova, Bulgaria, 1987  
American Record ----- (2.01) 6- 7, Louise Ritter, Pacific Coast Club, 1983  
Collegiate Record ----- (1.96) 6- 5, Maryse Ewanje-Epee, Arizona, 1985  
NCAA Meet Record ----- (1.94) 6- 4 1/4, Katrena Johnson, Arizona, 1985  
Hayward Field Record --- (1.96) 6- 5, Debbie Brill, Canada, 1982  
Trials Qualifying ----- (1.86) 6- 0 1/4  
Olympic Qualifying ----- (1.88) 6- 2

Top 1987 Scorers (Returnees in CAPS) — 1. MAZEL THOMAS, Abilene Christian, 6-2 1/4;  
2. CAMILLE JAMPOLSKY, Oregon, 6-2 1/4; 3. AMBER WELTY, Idaho State, 6-1 1/4; 4. FELICIA HODGES,  
Temple, 6-0; 5. Yolanda Henry, Abilene Christian, 6-0; 6. Katrena Johnson, Arizona, 6-0;  
7. Kim Carter, Louisiana State, 5-10 3/4; 8. tie, Shelley Fehrman, Texas, and Tonya  
Mendonca, Fresno State, 5-9 3/4.

\*\*\*\*\*

FINAL

- |   |                  |
|---|------------------|
| 1. Amber Welty, Idaho State   | 6- 3 1/2 (1.92m) |
| 5-9 3/4(p), 5-10 3/4, 6-0(p), 6-1 1/4, 6-2 1/4, 6-3 1/2, 6-4 3/4(ooo) |                  |
| 2. Tia Hensler, Purdue  | 6- 1 1/4 (1.86m) |
| 5-9 3/4, 5-10 3/4, 6-0, 6-1 1/4, 6-2 1/4(ooo)                         |                  |
| Felicia Hodges, Temple  | 6- 1 1/4 (1.86m) |
| 5-9 3/4, 5-10 3/4(p), 6-0, 6-1 1/4, 6-2 1/4(ooo)                      |                  |
| Lisa Bernhagen, Stanford  | 6- 1 1/4 (1.86m) |
| 5-9 3/4, 5-10 3/4, 6-0, 6-1 1/4, 6-2 1/4(ooo)                         |                  |
| 5. Tammy Thurman, Nebraska  | 6- 1 1/4 (1.86m) |
| 5-9 3/4, 5-10 3/4(3), 6-0, 6-1 1/4, 6-2 1/4(ooo)                      |                  |
| 6. Camille Jampolsky, Oregon  | 6- 1 1/4 (1.86m) |
| 5-9 3/4, 5-10 3/4(2), 6-0(2), 6-1 1/4(3), 6-2 1/4(ooo)                |                  |
| 7. Christina Pink-Sisniega, Arizona                                   | 6- 1 1/4 (1.86m) |
| 5-9 3/4, 5-10 3/4(3), 6-0(3), 6-1 1/4(3), 6-2 1/4(ooo)                |                  |
| 8. Malinda Stott, Texas A&M   | 5-10 3/4 (1.80m) |
| 5-9 3/4, 5-10 3/4, 6-0(p), 6-1 1/4(ooo)                               |                  |
| 9. Vicki Borsheim, Washington   | 5-10 3/4 (1.80m) |
| 5-9 3/4(2), 5-10 3/4, 6-0(ooo)  |                  |
| 10. Holly Kelly, Florida State  | 5-10 3/4 (1.80m) |
| 5-9 3/4(3), 5-10 3/4, 6-0(ooo)  |                  |
| 11. Sissy Costner, Auburn   | 5-10 3/4 (1.80m) |
| 5-9 3/4(2), 5-10 3/4(2), 6-0(ooo)                                     |                  |
| 12. Paula Feuerbach, Northern Arizona                                 | 5- 9 3/4 (1.77m) |
| 5-9 3/4, 5-10 3/4(ooo)  |                  |
| Chris Wilson, Brigham Young   | 5- 9 3/4 (1.77m) |
| 5-9 3/4, 5-10 3/4(ooo)  |                  |
| 14. Kim Fenton, Oregon State  | 5- 9 3/4 (1.77m) |
| 5-9 3/4(3), 5-10 3/4(ooo)   |                  |

TEAM SCORES AFTER THIS EVENT: Purdue 12 1/3, USC 10, Cal State-Los Angeles 10,  
Idaho State 10, Stanford 9 1/3, Wisconsin 8, Boise State 8, Temple 6 1/3

QUOTING WELTY: "I never thought I could win this meet. I thought coming in that I would have a chance of getting second or third. I wanted 6-4 3/4 bad but 6-3 1/2 is a PR so I am ~~excited. Today when I was warming up, I felt great and I knew I was going to go at least~~ 6-2 1/4. I was surprised no one else was up there. I thought Camille (Jampolsky, Oregon) would pull it off."



NCAA Decathlon Results, First Day  
2-2-2-2

Fr - Final 4

EVENT NUMBER 2

LONG JUMP

	Distance	Event Points	Total Points
1. Bruce Reid, Louisiana State 23-0 1/2, 24-8 1/2 (+1.79), Foul	24- 8 1/2 (7.53m)	942	1778 ( 1)
2. Rusty Hunter, Texas 24-1 1/2 (+2.31), Foul, 22-11 1/4	24- 1 1/2 (7.35m)	898	1745 ( 2)
3. Steve Peregoy, Texas A&M Foul, 23-11 3/4 (+0.37), Pass	23-11 3/4 (7.31m)	888	1685 ( 4)
4. Simon Shirley, Washington State 23-5 1/2 (+1.59), 23-4, Foul	23- 5 1/2 (7.15m)	850	1704 ( 3)
5. Kevin McGorty, North Carolina 23-5 1/4 (+3.24), 23-3 1/2, 23-0	23- 5 1/4 (7.14m)	847	1618 ( 6)
6. Derek Huff, Arizona 21-11, 22-5 1/4, 22-10 (+1.79)	22-10 (6.96m)	804	1645 ( 5)
7. Mikael Olander, Louisiana State 21-10 1/4, Foul, 22-9 (+2.76)	22- 9 (6.93m)	797	1588 ( 8)
8. Knut Gundersen, Mount St. Mary's 22-7 1/4, 22-5 1/4, 22-8 1/2 (+1.95)	22- 8 1/2 (6.92m)	795	1601 ( 7)
9. Kip Janvrin, Simpson 22-6 1/2 (+2.62), 21-4 1/4, 21-9 1/2	22- 6 1/2 (6.87m)	783	1557 ( 9)
10. Craig Branstrom, Kansas 21-7 1/4, 17-5 1/2, 22-3 (+2.10)	22- 3 (6.78m)	762	1525 (10)
11. Bengt Jarlsjo, Louisiana State 21-2 3/4, 20-10 1/2, 22-1 3/4 (+2.21)	22- 1 3/4 (6.75m)	755	1508 (12)
12. Joe Duarte, UCLA 21-9, Foul, 21-9 1/2 (+2.93)	21- 9 1/2 (6.64m)	729	1486 (14)
13. Peter Hunt, Princeton 21-2, 21-8 (+1.76), 21-7 1/4	21- 8 (6.60m)	720	1521 (11)
14. Michael Davis, Brigham Young Foul, 21-6 3/4 (+1.85), Foul	21- 6 3/4 (6.57m)	713	1499 (13)
15. Sherman Brantley, South Carolina 20-9 1/2, 21-1 1/2 (+1.04), 20-7	21- 1 1/2 (6.44m)	684	1434 (15)

NCAA Decathlon Results, First Day  
3-3-3-3

Fri. Finals

EVENT NUMBER 3

<u>SHOT PUT</u>	<u>Distance</u>	<u>Event Points</u>	<u>Total Points</u>
1. Mikael Olander, Louisiana State (52-9 1/2, Foul, Foul)	52- 9 1/2 (16.09m)	857	2445 ( 2)
2. Bruce Reid, Louisiana State (47-3 1/4, 49-1, Foul)	49- 1 (14.96m)	787	2565 ( 1)
3. Bengt Jarlsjo, Louisiana State (47-9 3/4, 49-0 3/4, 48-7 1/4)	49- 0 3/4 (14.95m)	787	2295 ( 8)
4. Knut Gundersen, Mount St. Mary's (45-8 1/2, 48-4, Foul)	48- 4 (14.73m)	773	2374 ( 5)
5. Derek Huff, Arizona (44-5 1/2, 44-10 3/4, 46-11)	46-11 (14.30m)	747	2392 ( 4)
6. Joe Duarte, UCLA (46-10, 46-6, Foul)	46-10 (14.27m)	745	2231 ( 9)
7. Simon Shirley, Washington State (42-4 1/4, 45-8 1/2, Foul)	45- 8 1/2 (13.93m)	724	2428 ( 3)
8. Steve Peregoy, Texas A&M (43-3 1/4, 42-6 1/4, 43-5 1/2)	43- 5 1/2 (13.25m)	682	2367 ( 6)
9. Peter Hunt, Princeton (Foul, 40-0 1/2, 42-3 1/4)	42- 3 1/4 (12.88m)	660	2181 (12)
10. Michael Davis, Brigham Young (41-6 1/2, 39-4, 37-10)	41- 6 1/2 (12.67m)	647	2146 (14)
11. Kip Janvrin, Simpson (40-6, 39-8 3/4, 40-7 3/4)	40- 7 3/4 (12.39m)	630	2187 (11)
12. Craig Branstrom, Kansas (39-5, 36-5, 40-4)	40- 4 (12.31m)	625	2150 (13)
13. Kevin McGorty, North Carolina (39-2 1/4, 39-1 1/4, 38-7 3/4)	39- 2 1/4 (11.94m)	603	2221 (10)
14. Rusty Hunter, Texas (38-4 1/4, 38-0 1/4, Foul)	38- 4 1/4 (11.69m)	588	2333 ( 7)
15. Sherman Brantley, South Carolina (35-8 1/2, 36-4, 36-2)	36- 4 (11.07m)	550	1984 (15)

EVENT NUMBER 4

<u>HIGH JUMP</u>	<u>Height</u>	<u>Event Points</u>	<u>Total Points</u>
1. Bruce Reid, Louisiana State	6-11 ( 2.11m)	906	3471 ( 1)
1. Kevin McGorty, North Carolina	6-11 ( 2.11m)	906	3127 ( 5)
3. Craig Branstrom, Kansas	6- 9 3/4 ( 2.08m)	878	3028 ( 9)
4. Derek Huff, Arizona	6- 8 3/4 ( 2.05m)	850	3242 ( 2)
5. Sherman Brantley, South Carolina	6- 7 1/2 ( 2.02m)	822	2806 (15)
6. Mikael Olander, Louisiana State	6- 6 1/4 ( 1.99m)	794	3239 ( 3)
7. Simon Shirley, Washington State	6- 5 ( 1.96m)	767	3195 ( 4)
8. Steve Peregoy, Texas A&M	6- 4 ( 1.93m)	740	3107 ( 7)
8. Michael Davis, Brigham Young	6- 4 ( 1.93m)	740	2886 (13)
8. Knut Gundersen, Mount St. Mary's	6- 4 ( 1.93m)	740	3114 ( 6)
11. Rusty Hunter, Texas	6- 2 3/4 ( 1.90m)	714	3047 ( 8)
11. Kip Janvrin, Simpson	6- 2 3/4 ( 1.90m)	714	2901 (11)
13. Bengt Jarlsjo, Louisiana State	6- 0 1/2 ( 1.84m)	661	2956 (10)
13. Joe Duarte, UCLA	6- 0 1/2 ( 1.84m)	661	2892 (12)
13. Peter Hunt, Princeton	6- 0 1/2 ( 1.84m)	661	2842 (14)

# NCAA MEN'S AND WOMEN'S OUTDOOR TRACK AND FIELD CHAMPIONSHIPS

Hayward Field -- University of Oregon

Eugene, Ore. -- June 1-4, 1988

Fei Final 6

## WOMEN'S 200-METER DASH

(Final: Friday, 5:10 p.m.)

World Record ----- :21.71, Marita Koch, East Germany, 1979-84  
 Heike Dreschler, East Germany, 1986  
 American Record ----- :21.81, Valerie Brisco, World Class AC, 1984  
 Collegiate Record ----- :22.17, Merlene Ottey, Nebraska, 1982  
 NCAA Meet Record ----- :22.29, Merlene Ottey, Nebraska, 1982  
 Hayward Field Record ----- :22.56, Merlene Ottey, Nebraska, 1980  
 Trials Qualifying ----- :23.59  
 Olympic Qualifying ----- :23.64 (:23.4)

Top 1987 Scorers (Returnees in CAPS) -- 1. Gwen Torrence, Georgia, :22.37w; 2. Lillie Leatherwood-King, Alabama, :22.51; 3. MARY ONYALI, Texas Southern, :22.55; 4. PAULINE DAVIS, Alabama, :22.64; 5. FALILATU OGUNKOYA, Mississippi State, :22.87; 6. Michelle Finn, Florida State, :23.04; 7. ROCHELLE STEVENS, Morgan State, :23.09; 8. PAM QUALIS (now Reynolds), Washington State, :23.42.

Other Returning Placewinners -- 1986: 3. Pauline Davis, Alabama, :22.84; 4. Mary Onyali, Texas Southern, :22.94; 5. Wendy Vereen, Morgan State, :23.19; 8. Pam Qualls, Washington State, :23.44; 1985: 6. Gail Devers, UCLA, :23.14w; 7. LaVonna Martin, Tennessee, :23.16w; 1984: 5. Mary Bolden, Tennessee, :23.42; 6. Janet Davis, Florida State, :23.56.

\*\*\*\*\*

### FINAL (Wind: +0.73, ALLOWABLE)

1. Mary Onyali, Texas Southern	:22.70
2. Pauline Davis, Alabama	:22.81
3. Rochelle Stevens, Morgan State	:22.91
4. Falilatu Ogunkoya, Mississippi State	:22.94
5. Carlette Guidry, Texas	:23.03
6. Esther Jones, Louisiana State	:23.05
7. Wendy Vereen, Morgan State	:23.18
8. Celena Mondie, Illinois	:23.24

TEAM SCORES AFTER THIS EVENT: Purdue 12 1/3, Alabama 12, Cal State-Los Angeles 10, Texas Southern 10, Southern California 10, Idaho State 10, Stanford 9 1/3, Boise State 8, Morgan State 8, Wisconsin 8

QUOTING ONYALI: "I've had a cold for the last week and was out of breath and excited about my win. I was surprised. I was picked to win it but I wasn't sure if I could after my hamstring injury. I came out of the corner real good. I was shocked (to be leading). I didn't see anybody so I put more energy into it. (The good weather) really helped me, too."

# NCAA MEN'S AND WOMEN'S OUTDOOR TRACK AND FIELD CHAMPIONSHIPS

Hayward Field -- University of Oregon

Eugene, Ore. -- June 1-4, 1988

FR1 Final 7

## MEN'S 200-METER DASH

(Final: Friday, 5:20 p.m.)

World Record ----- :19.72, Pietro Mennea, Italy, 1979  
 American Record ----- :19.75, Carl Lewis, Santa Monica TC, 1983  
 Collegiate Record ----- :19.93, Lorenzo Daniel, Mississippi State, 1988  
 NCAA Meet Record ----- :20.15, Mike Miller, Tennessee, 1982  
 Hayward Field Record ----- :20.10, Millard Hampton, San Jose CC, 1976  
 Trials Qualifying ----- :20.67  
 Olympic Qualifying ----- :20.84 (:20.6)

Top 1987 Scorers (Returnees in CAPS) -- 1. Floyd Heard, Texas A&M, :20.03w; 2. DANNY PEEBLES, North Carolina State, :20.16; 3. HENRY THOMAS, UCLA, :20.22; 4. DENNIS MITCHELL, Florida, :20.28; 5. RAYMOND STEWART, Texas Christian, :20.31; 6. Lee McRae, Pittsburgh, :20.44; 7. EUGENE McNEILL, East Carolina, :20.45; 8. LORENZO DANIEL, Mississippi State, :20.46; 9. STANLEY KERR, Texas A&M, 20.98.

Other Returning Placewinners -- 1986: 2. Atlee Mahorn, California, :20.45; 4. Danny Peebles, North Carolina State, :20.56; 8. Lorenzo Daniel, Mississippi State, :20.64; 9. Stanley Kerr, Texas A&M, :20.83; 1985: 3. Lorenzo Daniel, Mississippi State, :20.44.

\*\*\*\*\*

## FINAL RESULTS (Wind: +0.80)

1. Lorenzo Daniel, Mississippi State	:19.87
(Collegiate, Meet and Hayward Field Records)	
2. Atlee Mahorn, California	:20.20
3. Henry Thomas, UCLA	:20.25
4. Danny Peebles, North Carolina State	:20.27
5. Raymond Stewart, Texas Christian	:20.41
6. Eugene McNeill, East Carolina	:20.61
7. Stanley Kerr, Texas A&M	:20.75
Michael Johnson, Baylor	DNF

TEAM SCORING AFTER THIS EVENT: UCLA 20, California 18, Northeast Louisiana 16, Mississippi State 10, Yale 8, Texas 5, Southern Illinois 5, North Carolina State 5

NOTES: Daniel becomes the world's number five performer of all-time.  
 Also, Mahorn's 20.20 is a Canadian record.

QUOTING DANIEL: "My freshman year, I got third. That was pretty good for a freshman. I came to the NC's my sophomore year with an eye infection and really couldn't run. Last year was the big disappointment when I got eighth. This year I got a lot stronger. Instead of worrying about what the other guy was going to do, I worried about what Lorenzo had to do. Instead of running defensively, I ran offensively. I figured it was pretty fast, but I don't care if it was 20.70. I just wanted to win."

NCAA MEN'S AND WOMEN'S OUTDOOR TRACK AND FIELD CHAMPIONSHIPS

Hayward Field -- University of Oregon

Eugene, Ore. -- June 1-4, 1988

FRI Final 8

WOMEN'S 400-METER HURDLES

(Final: Friday, 5:35 p.m.)

World Record ----- :52.94, Marina Stepanova, Soviet Union, 1986  
 American Record ----- :54.23, Judi Brown-King, Athletics West, 1987  
 Collegiate Record ----- :54.61, Nawal El Moutawakil, Iowa State, 1984  
 NCAA Meet Record ----- :54.64, LaTanya Sheffield, San Diego State, 1986  
 Hayward Field Record ----- :55.20, Judi Brown-King, Athletics West, 1986  
 Trials Qualifying ----- :58.80  
 Olympic Qualifying ----- :58.04 (:57.9)

Top 1987 Scorers (Returnees in CAPS) — 1. LINETTA WILSON, Nebraska, :55.55; 2. Leslie Maxie, Southern Cal, :55.79; 3. Mimi King, Texas, :55.80; 4. SCHOWONDA WILLIAMS, Louisiana State, :56.51; 5. Maria Usifo, Texas Southern, :57.45; 6. LaVonda Luckett, Prairie View, :57.57; 7. Kathy Harrison, Georgia Tech, :58.04; 8. VICTORIA FULCHER, Illinois, :58.5.

Other Returning Placewinners — 1985: 3. Schowonda Williams, Louisiana State, :55.65.

\*\*\*\*\*

FINAL

1. Schowonda Williams, Louisiana State	:55.53
2. Linetta Wilson, Nebraska	:55.60
3. Victoria Fulcher, Illinois	:56.02
4. Janeene Vickers, UCLA	:56.10
5. Nadeen Bridgeforth, Temple	:57.32
6. Monika Klebe, Arkansas State	:57.49
7. Connie Ellerbe, West Virginia	:57.92
8. Ann Hall, Saint Augustine's	:58.29

TEAM SCORING AFTER THIS EVENT: Louisiana State 16, Purdue 12 1/3, Alabama 12, Nebraska 12, Temple 10 1/3, Cal State-Los Angeles 10, Texas Southern 10, Southern California 10, Idaho State 10

QUOTING WILLIAMS: "I am really happy to have won. About three steps coming off of the 10th hurdle, Linetta Wilson (Nebraska) was about two steps into my lane and I had trouble getting to my hurdle. Janeene Vickers (UCLA) ran a very technical race. It looked like she chopped into the 10th hurdle."

NCAA MEN'S AND WOMEN'S OUTDOOR TRACK AND FIELD CHAMPIONSHIPS  
Hayward Field -- University of Oregon  
Eugene, Ore. -- June 1-4, 1988

FRI Final 9

MEN'S 400-METER HURDLES  
(Final: Friday, 5:50 p.m.)

World Record ----- :47.02, Edwin Moses, United States, 1983  
American Record ----- :47.02, Edwin Moses, Unattached, 1983  
Collegiate Record ----- :47.45, Edwin Moses, Morehouse, 1977  
NCAA Meet Record ----- :48.33, Danny Harris, Iowa State, 1986  
Hayward Field Record ----- :47.90, Edwin Moses, Utopia International, 1980  
Trials Qualifying ----- :50.33  
Olympic Qualifying ----- :50.24 (:50.1)

Top 1987 Scorers (Returnees in CAPS) -- 1. KEVIN YOUNG, UCLA, :48.99; 2. WINTHROP GRAHAM, Texas, :49.46; 3. KEVIN MASON, Houston, :49.90; 4. Kevin Henderson, Auburn, :49.93; 5. Randy Cox, Penn, :50.26; 6. Charles Powell, Baylor, :51.14; 7. GORDON BUGG, Arizona State, :54.0.

Other Returning Placewinners -- 1986: 2. Kevin Young, UCLA, :48.77; 6. Craig Calk, Texas A&M, :49.90; 8. Bernard Williams, LSU, :50.18. 1985: 7. Bernard Williams, LSU, :50.68.

\*\*\*\*\*

FINAL RESULTS

1. Kevin Young, UCLA (Meet and Hayward Field Records)	:47.85
2. Pat McGhee, Iowa	:50.07
3. Gordon Bugg, Arizona State	:50.16
4. Bernard Williams, Louisiana State	:50.21
5. George Porter, Southern California	:50.37
6. Winthrop Graham, Texas	:50.40
7. Anthony Valentine, Villanova	:51.35
8. Kevin Mason, Houston	:51.61

NOTES: Young becomes the number three collegiate performer of all time. The margin of victory is the largest ever in this event in the NCAA meet, breaking the previous best set here in 1962 by Oregon's Jerry Tarr. He took the lead at the third hurdle and pulled away from the other seven competitors.

TEAM POINTS AFTER THIS EVENT: UCLA 30, California 18, Northeast Louisiana 16, Mississippi State 10, Louisiana State 9, Texas 8, Yale 8, Arizona State 6

QUOTING YOUNG: "I have been working in practice on getting off fast. The last few races that I have had, I have had a tendency to come out in about six seconds. I have been working on coming out about 5.8. But I was so hyped up for this race that I decided I was just going out with the rest of the runners. I thought Graham on the inside was going to take it out pretty fast. I have been working on going about 3.8 seconds between hurdles. The race felt very good. I didn't look back so I was surprised that second place was 50 seconds. When I heard my time, I said I guess I really was way out front. I thought second place would be around 49 or high 48's. I was extremely pleased with the time. I know I am capable of a fast time, but in the past I haven't put together a real even race. I have been over-striding a couple of hurdles. I just tried to keep my lean going over the hurdles today."

# NCAA MEN'S AND WOMEN'S OUTDOOR TRACK AND FIELD CHAMPIONSHIPS

Hayward Field -- University of Oregon

Eugene, Ore. -- June 1-4, 1988

FR. Final 10

## WOMEN'S 800-METER RUN (Final: Friday, 6:00 p.m.)

World Record ----- 1:53.28, Jarmila Kratochvilova, Czechoslovakia, 1983  
American Record ----- 1:56.90, Mary Slaney, Athletics West, 1985  
Collegiate Record ----- 1:58.33, Claudette Groenendaal, Oregon, 1985  
NCAA Meet Record ----- 2:00.85, Karen Bakewell, Miami, Ohio, 1985  
Hayward Field Record ----- 1:58.01, Jarmila Kratochvilova, Czechoslovakia, 1985  
Trials Qualifying ----- 2:05.46  
Olympic Qualifying ----- 2:01.5

Top 1987 Scorers (Returnees in CAPS) -- 1. Julie Jenkins, Brigham Young, 2:02.52;  
2. Alisa Harvey, Tennessee, 2:02.64; 3. Debbie Grant, Villanova, 2:02.65; 4. EVELYN ADIRU,  
Alabama, 2:03.22; 5. Camille Cato, Louisiana State, 2:03.76; 6. CELESTE HALLIDAY,  
Villanova, 2:04.30; 7. MARIA AKRAKA, Iowa State, 2:04.32; 8. SYLVIA BRYDSON, Louisiana  
State, 2:04.96.

Other Returning Placewinners -- 1986: 3. Evelyn Adiru, Alabama, 2:01.98; 4. Karol  
Davidson, Texas, 2:04.94; 5. Celestine N'Drin, Washington State, 2:03.24; 1985: 3. Evelyn  
Adiru, Alabama, 2:02.27. 1984: 11. Karol Davidson, Tennessee (now competing for Texas),  
2:07.65.

\*\*\*\*\*

### FINAL

1. Sharon Powell, Nebraska	2:03.35
2. Sylvia Brydson, Louisiana State	2:03.47
3. Karol Davidson, Texas	2:03.57
4. Celeste Halliday, Villanova	2:03.69
5. Theresa Dunn, Houston	2:03.80
6. Edith Nakiyingi, Iowa State	2:04.58
7. Maria Akra, Iowa State	2:06.90
Evelyn Adiru, Alabama	DNF

TEAM SCORING AFTER THIS EVENT: Louisiana State 24, Nebraska 22, Purdue 12 1/3, Alabama 12,  
Temple 10 1/3, five tied with 10

QUOTING POWELL: "With 200 meters to go, I was way back and worried. With about 150 meters  
left, I was in seventh place. I was pushed and shoved at the turn (500 meter mark) and I  
thought I might be out of the race. At the final turn, I figured I had nothing to lose so  
I started my kick. I didn't know I won the race until they announced it."

NCAA MEN'S AND WOMEN'S OUTDOOR TRACK AND FIELD CHAMPIONSHIPS

Hayward Field -- University of Oregon

Eugene, Ore. -- June 1-4, 1988

FR. Final 11

MEN'S 800-METER RUN

(Final: Friday, 6:10 p.m.)

World Record ----- 1:41.73, Sebastian Coe, Great Britain, 1981  
 American Record ----- 1:42.60, Johnny Gray, Santa Monica Track Club, 1985  
 Collegiate Record ----- 1:41.77, Joaquim Cruz, Oregon, 1984  
 NCAA Meet Record ----- 1:44.91, Joaquim Cruz, Oregon, 1983  
 Hayward Field Record ----- 1:44.3, Dave Wottle, Bowling Green, 1972  
 Trials Qualifying ----- 1:47.89  
 Olympic Qualifying ----- 1:46.8

Top 1987 Scorers (Returnees in CAPS) -- 1. Tracy Baskin, Seton Hall, 1:46.58; 2. Ray  
 Levitre, Penn State, 1:46.83; 3. JIM MATON, Eastern Illinois, 1:46.90; 4. CHARLTON HAMER,  
 Illinois, 1:47.06; 5. ANTHONY CHRISTIE, Prairie View, 1:47.12; 6. CEDRIC MATTERSON,  
 Southern Methodist, 1:47.14; 7. ROBIN VAN HELDEN, Louisiana State, 1:47.21; 8. Lewis  
 Johnson, Cincinnati, 1:47.57; 9. DAVID MOORE, Pittsburgh, 1:48.49.

Other Returning Placewinners -- 1986: 3. Pablo Squella, Texas, 1:47.14; 4. Joey Bunch,  
 Southern Cal, 1:47.42; 1985: 5. Ibrahim Okash, George Mason (now competing at Southern  
 Cal), 1:47.30.

\*\*\*\*\*

FINAL RESULTS

1. Paul Ereng, Virginia	1:46.76
2. Maude Ado, Texas Southern	1:47.05
3. Pablo Squella, Texas	1:47.56
4. Terrance Herrington, Clemson	1:47.58
5. Charlton Hamer, Illinois	1:47.82
6. Ibrahim Okash, Southern California	1:48.03
7. Jim Maton, Eastern Illinois	1:48.05
8. Mark Everett, Florida	1:48.11

TEAM SCORING AFTER THIS EVENT: UCLA 30, California 18, Northeast  
 Louisiana 16, Texas 14, Mississippi State 10, Virginia 10,  
 Louisiana State 9

NOTES: Everett led for the first 500 meters, but Ado took the lead  
 on the back straightaway of the second lap. Everett challenged again  
 coming into the final straightaway, but Ereng (freshman at Virginia)  
 passed both on the outside to win as Everett faded to eighth.

QUOTING ERENG: "I was tentative at the beginning. I knew they were running  
 hard (after the first 400 meters), and I was fine. With 200 meters left,  
 I was strong and that's when we started to come together. I knew I was going to  
 run well at the end. This is the fastest I've run in a big meet. To make the  
 (Kenyan Olympic) team is quite hard. I'm going to put in a fight. I knew Everett  
 is a good sprinter, but I think I am also because I'm a 45-second quartermiler. I  
 knew he was kind of tired at the end."



# NCAA MEN'S AND WOMEN'S OUTDOOR TRACK AND FIELD CHAMPIONSHIPS

Hayward Field -- University of Oregon

Eugene, Ore. -- June 1-4, 1988

FRI Final 12

## MEN'S DISCUS

(Trials-Final: Friday, 4:00 p.m.)

World Record ----- (74.08) 243- 0, Jurgen Schult, East Germany, 1986  
 American Record ----- (72.34) 237- 4, Ben Plucknett, S.C. Striders, 1981  
 Collagiate Record ----- (66.42) 217-11, Mike Buncic, Kentucky, 1985  
 NCAA Meet Record ----- (65.88) 216- 2, Dean Crouser, Oregon, 1983  
 Hayward Field Record --- (71.32) 234- 0, Ben Plucknett, S.C. Striders, 1983  
 Trials Qualifying ----- (61.20) 200- 9  
 Olympic Qualifying ----- (61.50) 201- 9

Top 1987 Scorers (Returnees in CAPS) -- 1. CLIFFORD FELKINS, Abilene Christian, 200-1;  
 2. Steve Muse, Boise State, 198-2; 3. Tony Washington, Syracuse, 197-4; 4. Jim Banich,  
 UCLA, 196-7; 5. J.R. Quinn, Tennessee, 195-10; 6. Eggert Bogason, Alabama, 194-6; 7. Dan  
 Tabish, Washington, 189-4; 8. KARI NISULA, California, 188-2; 9. JOSE DeSOUZA, Oregon,  
 184-3.

Other Returning Placewinners -- 1986: 5. Kari Nisula, California, 189-1.

\*\*\*\*\*

## FINAL RESULTS

1. Kari Nisula, California (183-6, Foul, 190-7, Foul, Foul, Foul)	190- 7	(58.08m)
2. Pete Thompson, UCLA (180-8, 177-0, 166-2, 189-0, 161-8, Foul)	189- 0	(57.60m)
3. Brian Blutreich, UCLA (186-10, 186-3, 174-2, 182-11, 180-4, 188-6)	188- 6	(57.46m)
4. Ron Harrer, Southern Illinois (179-5, 180-4, 183-9, 185-4, 187-5, 188-5)	188- 5	(57.44m)
5. Ed Wade, Oklahoma (172-10, 185-11, 186-3, Foul, 185-7, 185-4)	186- 3	(56.76m)
6. Jose deSouza, Oregon (Foul, 183-8, Foul, Foul, 181-7, Foul)	183- 8	(55.98m)
7. Glenn Schneider, Stanford (181-4, 172-7, 182-9, 176-10, 180-7, Foul)	182- 9	(55.70m)
8. John Nichols, Louisiana State (181-0, 166-4, 179-9, 179-4, Foul, 181-0)	181- 0	(55.18m)

TEAM SCORING AFTER THIS EVENT: UCLA 20, California 18, Northeast Louisiana 16,  
 Mississippi State 10, Yale 8

QUOTING NISULA: "I expected the guy from LSU (Nichols) to win it. I thought it  
 would take a throw of 195-0 to win, but 190-7 was fine and I'm happy. I was  
 hoping for a top three finish. The wind wasn't really a big factor, although it  
 did affect the flight of the javelin a little bit. The weather was like a summer  
 day in Finland. Winning the Pac-10 title was a big boost for my confidence. I am  
 going home to Finland on Sunday, and I will start preparing for the Finnish  
 Games in August."

NOTES: Nisula took the lead on his third throw from Blutreich of UCLA, who led  
 with his first throw of 186-10. Thompson moved ahead of Blutreich into second on  
 his fourth throw.

NCAA MEN'S AND WOMEN'S OUTDOOR TRACK AND FIELD CHAMPIONSHIPS

Hayward Field -- University of Oregon

Eugene, Ore. -- June 1-4, 1988

FRI. FINAL 13

WOMEN'S 3,000-METER RUN  
(Final: Friday, 6:40 p.m.)

World Record ----- 8:22.62, Tatyana Kazankina, Soviet Union, 1984  
American Record ----- 8:25.83, Mary Slaney, Athletics West, 1985  
Collegiate Record ----- 8:49.64, Cathy Branta, Wisconsin, 1985  
NCAA Meet Record ----- 8:54.41, Vicki Huber, Villanova, 1987  
Hayward Field Record ----- 8:42.38, Mary Decker, Athletics West, 1983  
Trials Qualifying ----- 9:10.72  
Olympic Qualifying ----- 9:03.0

Top 1987 Scorers (Returnees in CAPS) -- 1. VICKI HUBER, Villanova, 8:54.41; 2. HEIDI OLAFSDOTTIR, Alabama, 8:58.00; 3. Colette Goudreau, Indiana, 8:59.74; 4. ANNETTE HAND, Oregon, 9:00.50; 5. Angela Chalmers, Northern Arizona, 9:01.32; 6. PAM KLASSEN, Rice, 9:03.39; 7. Polly Plumer, UCLA, 9:09.28; 8. Liz Natale, Texas, 9:09.72.

Other Returning Placewinners -- 1986: 3. Heidi Olafsdottir, Alabama, 9:12.71; 8. Pam Klassen, Rice, 9:26.13.

\*\*\*\*\*

FINAL

1. Vicki Huber, Villanova	8:47.35
(Collegiate and Meet records)	
2. Annette Hand, Oregon	8:59.15
3. Penny Graves, Oregon	9:09.72
4. Rita Delnoye, Texas-El Paso	9:11.75
5. Lisbeth Brax, Texas-El Paso	9:14.92
6. Donna Donakowski, Eastern Michigan	9:16.37
7. Kathy Franey, Villanova	9:18.49
8. Pam Klassen, Rice	9:19.34
9. Jill Harrington, California-Irvine	9:27.41
10. Judy McLaughlin, California-Irvine	9:27.85
11. Sammie Resh, Nebraska	9:28.58
12. Denise Bushallow, Kentucky	9:50.68
13. Juliet Prowse, Nebraska	10:12.90
Sarah Smith, Yale	DNF
Sonia O'Sullivan	disqualified, foul

TEAM SCORES AFTER THIS EVENT: Louisiana State 24, Nebraska 22, Oregon 17, Villanova 17, Purdue 12 1/3, Alabama 12, Temple 10 1/3

QUOTING HUBER: "I wasn't going for a time, just the win. Annette (Hand, Oregon) took it out very fast. At the time I passed Annette, I felt like it was the right time to do it. Our coach tells us that when we are going to pass, we should pass with authority, so I just took off. Coming down the stretch, the crowd was really getting excited so I thought somebody was coming up from behind. That's why I looked over my shoulder at the end."

# NCAA MEN'S AND WOMEN'S OUTDOOR TRACK AND FIELD CHAMPIONSHIPS

Hayward Field -- University of Oregon

Eugene, Ore. -- June 1-4, 1988

FR1. Final 14

## MEN'S LONG JUMP

(Trials-Final: Friday, 5:25 p.m.)

World Record ----- (8.90) 29-2 1/2, Bob Beamon, United States, 1968  
 American Record ----- (8.90) 29-2 1/2, Bob Beamon, Houston Striders, 1968  
 Collegiate Record ----- (8.62) 28-3 1/2, Carl Lewis, Houston, 1981  
 NCAA Meet Record ----- (8.28) 27-2, Mike Conley, Arkansas, 1983-85  
 Hayward Field Record --- (8.28) 27-2, Larry Myricks, Athletic Attic, 1980  
 Trials Qualifying ----- (7.85) 25-9 1/4  
 Olympic Qualifying ----- (7.94) 26-0 3/4

Top 1987 Scorers (Returnees in CAPS) — 1. Paul Emordi, Texas Southern, 27-0 3/4;  
 2. VERNON GEORGE, Texas Southern, 27-0 1/2; 3. ERIC METCALF, Texas, 26-8 1/4w; 4. DEZALYA  
 MANNIS, James Madison, 26-7 3/4; 5. LATIN BERRY, Oregon, 26-4 1/2w; 6. ANDRE ESTER, Northeast  
 Louisiana, 26-0 1/4; 7. Nick Rahal, Florida, 25-10w; 8. Brian Cooper, McNeese State,  
 25-8 1/4w.

Other Returning Placewinners — 1986: 1. Eric Metcalf, Texas, 27-0 1/2; 6. Kenny Harrison,  
 Kansas State, 25-10 3/4.

\*\*\*\*\*

## FINAL RESULTS

1. Eric Metcalf, Texas	27- 2	(8.28m/+3.23)
26-7 (+0.43), 26-7w, 26-8 1/2w, 26-9 3/4w, 27-2w, Foul		
2. Kenny Harrison, Kansas State	26- 7 3/4	(8.12m/+2.04)
26-7 3/4w, 26-0 3/4w, Pass, Pass, Pass, Pass		
3. Llewelyn Starks, Northwestern State	26- 7 3/4	(8.12m/+2.31)
26-7 3/4w, Foul, 25-9 1/2w, 25-11 1/2w, 24-10 1/2w, 24-11 3/4w		
4. Andre Ester, Northeast Louisiana	26- 7 1/4	(8.11m/+1.72)
25-8 3/4, 26-7 1/4, Foul, Foul, 24-6 1/4, Foul		
5. Matthew Rose, Louisiana State	26- 7	(8.10m/+2.23)
Foul, 25-2 (+1.28), 26-7w, 25-2w, 24-5 3/4, 24-5w		
6. Vernon George, Texas Southern	26- 6 1/2	(8.09m/+3.26)
Foul, 26-6 1/2w, 25-8 3/4w, 25-5 1/4 (+1.83), 25-1 3/4w, 26-4 1/4w		
7. Leroy Burrell, Houston	26- 5 1/2	(8.06m/+4.01)
26-5 1/2w, 25-8 3/4 (+1.79), 25-2 1/2w, 26-4 1/4w, 26-3 3/4w, 26-0w		
8. Tyrus Jefferson, Arkansas	26- 3 3/4	(8.02m/+2.66)
26-0 3/4, 26-3 3/4w, Foul, Foul, 26-1 (+1.87), Foul		
9. Gordon McKee, Southwest Texas State	25-10 1/4	(7.88m/+2.02)
24-5w, 25-0w, 25-10 1/4w		
10. Russell Adams, Oklahoma	25- 6 3/4	(7.79m/+2.27)
25-0 3/4 (+1.51), Foul, 25-6 3/4w		
11. Alvin Thomas, Lamar	25- 2	(7.67m/+1.68)
25-0 3/4w, 25-2, Foul		
12. Joe Greene, Ohio State	25- 1 1/4	(7.65m/+3.83)
Foul, Foul, 25-1 1/4w		

TEAM SCORING AFTER THIS EVENT: UCLA 30, Texas 24, Northeast Louisiana 21,  
 California 18, Louisiana State 13, Texas Southern 11, Oregon State 10,  
 Virginia 10, Mississippi State 10

QUOTING METCALF: "It's more gratifying (than 1986 title) just because last year  
 I lost the title. I came out to redeem myself. It was scary. Every jump I kept  
 saying to myself, 'Improve.' Last year I got beat on my last jump so I knew it  
 was possible again. I think I will (attend the Olympic trials). I'll never put  
 football in the backseat. I'm just moving track up more."

# NCAA MEN'S AND WOMEN'S OUTDOOR TRACK AND FIELD CHAMPIONSHIPS

Hayward Field -- University of Oregon

Eugene, Ore. -- June 1-4, 1988

FRI. Final

## MEN'S 3,000-METER STEEPLECHASE

(Final: Friday, 7:00 p.m.)

15  
corrected

World Record ----- 8:05.4, Henry Rono, Kenya, 1978  
American Record ----- 8:09.17, Henry Marsh, Athletics West, 1985  
Collegiate Record ----- 8:05.4, Henry Rono, Washington State, 1978  
NCAA Meet Record ----- 8:12.39, Henry Rono, Washington State, 1978  
Hayward Field Record ----- 8:12.39, Henry Rono, Washington State, 1978  
Trials Qualifying ----- 8:39.49  
Olympic Qualifying ----- 8:28.0

Top 1987 Scorers (Returnees in CAPS) -- 1. Dan Nelson, Oregon, 8:35.37; 2. Mark Junkermann, UCLA, 8:36.21; 3. DAN BELL, Washington, 8:36.71; 4. RICHARD COOPER, Arkansas, 8:39.30; 5. Eric Smith, Georgia Tech, 8:39.40; 6. Rad Shirley, Brigham Young, 8:41.39; 7. MARK COOGAN, Maryland, 8:42.33; 8. Jon Thanos, Illinois, 8:48.34.

Other Returning Placewinners -- 1985: 4. Karl Van Calcar, Oregon State, 8:28.25; 1984: 9. Karl Van Calcar, Oregon State, 8:41.08.

\*\*\*\*\*

## FINAL RESULTS

1. Karl Van Calcar, Oregon State	8:32.35
2. Ted Mecham, Brigham Young	8:38.74
3. Richard Cooper, Arkansas	8:39.31
4. Gavin Gaynor, North Carolina State	8:39.47
5. Jon Thanos, Illinois	8:42.62
6. Darin Williams, Weber State	8:43.51
7. Rusty Korhonen, Wisconsin	8:45.42
8. Seth Simonds, Oregon	8:47.14
9. Atle Naesheim, Washington	8:52.41
10. James Gibson, Yale	8:59.23
11. Dan Bell, Washington	9:00.33
12. Tom Nohilly, Florida	9:11.52

TEAM SCORING AFTER THIS EVENT: UCLA 30, California 18, Northeast Louisiana 16, Texas 14, Mississippi State 10, Virginia 10, Oregon State 10, Louisiana State 9

QUOTING VAN CALCAR: "I wanted a quicker time, but the wind was a little tough so that kind of took care of that. I wanted to set the pace. I wanted a fast pace and no one seemed to want to go out quick. I feel good about winning this championship, but I wished it wasn't the end of the OSU track program. If it has to be, it has to be...I thought the crowd was great. They are fun to run in front of. I think the Oregon fans kind of adopted us Oregon State athletes. I was getting a lot of cheering before the race...I went out fast because I wanted to make sure no one would be able to beat me with a kick as I don't have a great kick."

NCAA MEN'S AND WOMEN'S OUTDOOR TRACK AND FIELD CHAMPIONSHIPS  
Hayward Field -- University of Oregon  
Eugene, Ore. -- June 1-4, 1988

FR Final 16

WOMEN'S LONG JUMP  
(Trials-Final: Friday, 5:15 p.m.)

World Record ----- (7.45) 24- 5 1/2, Heike Drechsler, East Germany, 1986  
Jackie Joyner-Kersey, U.S., 1987  
American Record ----- (7.45) 24- 5 1/2, J. Joyner-Kersey, World Class, 1987  
Collegiate Record ----- (7.24) 23- 9, Jackie Joyner, UCLA, 1985  
NCAA Meet Record ----- (6.94) 22- 9 1/4, Sheila Echols, Louisiana State, 1987  
Hayward Field Record --- (7.00) 22-11 3/4, Jodi Anderson, Naturite TC, 1980  
Trials Qualifying ----- (6.35) 20-10  
Olympic Qualifying ----- (6.50) 21- 4

Top 1987 Scorers (Returnees in CAPS) -- 1. Sheila Echols, Louisiana State, 22-9 1/4;  
2. SHEILA HUDSON, California, 21-4 1/4; 3. YVETTE BATES, Southern Cal, 21-2 1/2w; 4. Carole  
Jones, Arizona, 21-0 1/2w; 5. LORINDA RICHARDSON, Missouri, 20-11 3/4w; 6. CLAIRE CONNOR,  
Louisiana State, 20-9 1/4w; 7. KAREN KRUGER, Nebraska, 20-7 1/4w; 8. MELEDY SMITH, Texas  
Southern, 20-6 1/2w.

\*\*\*\*\*

FINAL

1. Nena Gage, George Mason	21- 8 3/4 (6.62m/+2.13)
20-7w, 20-7(+1.19), 21-8 3/4w, foul, 20-9w, 21-4 1/4w	
2. Gail Devers, UCLA	21- 6 (6.55m/+1.59)
21-6, 20-3 1/2, 21-4 1/4, foul, 21-2, foul	
3. Jacinta Bartholomew, Arizona State	21- 5 1/2 (6.54m/+2.26)
19-5 3/4, 20-6 1/2, 20-9(+1.92), 20-0 1/4, 21-5 1/2w, foul	
4. Claire Connor, Louisiana State	21- 3 1/2 (6.48m/+1.09)
21-0 3/4, 21-2 3/4, 21-0 3/4, 20-9 1/4, 21-3 1/4, 21-0 1/2	
5. Alissa Bell, Texas A&M	20-10 3/4 (6.37m/+2.26)
19-9, 20-6 1/2(+1.99), 17-10 1/4, 18-6, 19-9 3/4, 20-10 3/4w	
6. Wendy Brown, Southern California	20- 9 1/2 (6.33m/+2.08)
19-5 3/4, 20-5 1/4(+1.13), 19-11 3/4, foul, 20-6 1/4w, 20-9 1/2w	
7. Karen Kruger, Nebraska	20- 9 (6.32m/+1.98)
20-9, 20-4 1/4, 20-1 1/2, foul, 20-1 3/4, 20-6 1/2	
8. Jearl Miles, Alabama A&M	20- 7 (6.27m/+2.02)
20-6 1/2(+1.55), foul, foul, foul, 20-2 1/4, 20-7w	
9. Julie Goodrich, Oregon	20- 3 3/4 (6.19m/+1.92)
20-3 3/4, 19-7 1/2, foul	
10. Meledy Smith, Texas Southern	20- 3 1/2 (6.18m/+1.69)
20-3 1/2, foul, foul	
11. Sonya Roberts, Southwest Texas State	19- 8 1/2 (6.01m/+1.15)
19-3, 19-8 1/2, foul	
12. Kim Atwater, Drake	19- 3 1/2 (5.88m/+1.40)
foul, foul, 19-3 1/2	

TEAM SCORE AFTER THIS EVENT: Louisiana State 29, Nebraska 24, Oregon 17, Villanova 17,  
UCLA 13, Southern California 13, Purdue 12 1/3, Alabama 12

QUOTING GAGE: "It means a great deal to me to beat Gail Devers (UCLA). She's a highly-respected athlete. Yes, I was waiting for her. I figured that she'd do it in the finals. At the NCAA's, you know that you are competing against the top athletes. Being here is an honor in itself. I wasn't even picked to be in it. It's great being an underdog coming in."

NCAA MEN'S AND WOMEN'S OUTDOOR TRACK AND FIELD CHAMPIONSHIPS

Hayward Field -- University of Oregon

Eugene, Ore. -- June 1-4, 1988

WOMEN'S 4x100-METER RELAY  
(Final: Friday, 7:15 p.m.)

FR. Final 17

World Record ----- :41.37, East Germany, 1985  
American Record ----- :41.55, National Team, 1987  
Collegiate Record ----- :42.94, Florida State, 1983  
NCAA Meet Record ----- :42.94, Florida State, 1983  
Hayward Field Record ----- :43.72, Florida State, 1984

Top 1987 Scorers (Returnees in CAPS) -- 1. Florida State (Janet Levy, JANET DAVIS, ANDREA THOMPSON, Michelle Finn), :43.19; 2. Louisiana State (Sheila Echols, ZINA AGE, OPAL CUNNINGHAM, DANYEL WOFFORD), :43.54; 3. Alabama (FLORA HYACINTH, SANDRA LATHAM, Lillie Leatherwood-King, PAULINE DAVIS), :43.54; 4. UCLA (NICOLLE THOMPSON, MONICA PHILLIPS, KIERSTEN CHURCH, GAIL DEVERS), :43.74; 5. Southern Cal (Robin Simmons, Gervaise McCraw, MICHELLE TAYLOR, Myra Mayberry), :44.06; 6. Texas Southern (Mosuwmola Soneye, LINDA ESEIMOKUMOH, MARY ONYALI, Tina Iheagwam), :44.07; 7. Illinois (LETICIA BEVERLY, RENEE CARR, ANGELA McCLATCHEY, CELENA MONDIE), :44.77; 8. Nevada-Las Vegas (TANYA DAVIS, SONJI GREEN, CARRIE FRANKLIN, CHERYL CHEEKS), :45.22.

\*\*\*\*\*

FINAL

- |   |        |
|---|--------|
| 1. ARIZONA STATE  | :43.64 |
| (Lynda Tolbert, Tamika Foster, Maicel Malone, Jacinta Bartholomew)    |        |
| (Hayward Field Record)  |        |
| 2. UCLA   | :43.74 |
| (Tonya Sedwick, Caryl Smith, Monica Phillips, Gail Devers)            |        |
| 3. LOUISIANA STATE  | :43.83 |
| (Tananjalyn Stanley, Zina Age, Danyel Wofford, Esther Jones)          |        |
| 4. FLORIDA STATE  | :44.13 |
| (Lisa Horton, Andrea Thompson, Janet Davis, Angela Curry)             |        |
| 5. MORGAN STATE   | :44.32 |
| (Wendy Vereen, Ethlyn Tate, Rochelle Stevens, Gizelle Harris)         |        |
| 6. ILLINOIS   | :44.46 |
| (Victoria Fulcher, Angela McClatchey, Leticia Beverly, Celena Mondie) |        |
| 7. TEXAS SOUTHERN   | :44.56 |
| (Meledy Smith, Dyan Webber, Linda Eseimokumoh, Mary Onyali)           |        |
| 8. NEVADA-LAS VEGAS   | :45.21 |
| (Tanya Davis, Carrie Franklin, Gretchen Jiles, Cheryl Cheeks)         |        |

TEAM SCORES AFTER THIS EVENT: Louisiana State 35, Nebraska 24, UCLA 21, Oregon 17, Villanova 17, Arizona State 16, Southern California 13, Purdue 12 1/2

QUOTING BARTHOLOMEW: "I knew I was first at the halfoff and I was confident I could hold the lead. Devers is an outstanding athlete, but I knew we could win the race. We have lost only once this year and we achieved our ultimate goal -- being national champions. I think that this win should give us the respect we deserve and give us an extra boost going into the 4x400 meter relay tomorrow."

NCAA Decathlon Results, First Day  
4-4-4-4-4

FRI. Final 18

EVENT NUMBER 5

400 METERS

	<u>Time</u>	<u>Event Points</u>	<u>Total Points</u>
1. Kip Janvrin, Simpson	:48.79	871	3772 (10)
2. Rusty Hunter, Texas	:49.11	856	3903 ( 6)
3. Bruce Reid, Louisiana State	:49.53	836	4307 ( 1)
4. Peter Hunt, Princeton	:49.59	834	3676 (12)
5. Craig Branstrom, Kansas	:49.86	821	3849 ( 9)
6. Simon Shirley, Washington State	:50.04	813	4008 ( 4)
7. Kevin McGorty, North Carolina	:50.05	812	3939 ( 5)
8. Mikael Olander, Louisiana State	:50.29	801	4040 ( 2)
9. Joe Duarte, UCLA	:50.43	795	3669 (13)
10. Sherman Brantley, South Carolina	:50.55	789	3595 (15)
11. Michael Davis, Brigham Young	:50.69	783	3669 (13)
12. Derek Huff, Arizona	:50.72	782	4024 ( 3)
13. Steve Peregoy, Texas A&M	:50.77	779	3886 ( 7)
14. Bengt Jarlsjo, Louisiana State	:51.72	737	3693 (11)
15. Knut Gundersen, Mount St. Mary's	:51.73	737	3851 ( 8)

Heat One -- 1. Branstrom, :49.86; 2. Shirley, :50.04; 3. Duarte, :50.43; 4. Peregoy, :50.77; 5. Gundersen, :51.73. Heat Two -- 1. Reid, :49.53; 2. McGorty, :50.05; 3. Davis, :50.69; 4. Huff, :50.72; 5. Jarlsjo, :51.72. Heat Three -- 1. Janvrin, :48.79; 2. Hunter, :49.11; 3. Hunt, :49.59; 4. Olander, :50.29; 5. Brantley, :50.55.

FIRST-DAY POINT TOTALS

1. Bruce Reid, Louisiana State	4,307
2. Mikael Olander, Louisiana State	4,040
3. Derek Huff, Arizona	4,024
4. Simon Shirley, Washington State	4,008
5. Kevin McGorty, North Carolina	3,939
6. Rusty Hunter, Texas	3,903
7. Steve Peregoy, Texas A&M	3,886
8. Knut Gundersen, Mount St. Mary's	3,851
9. Craig Branstrom, Kansas	3,849
10. Kip Janvrin, Simpson	3,772
11. Bengt Jarlsjo, Louisiana State	3,693
12. Peter Hunt, Princeton	3,676
13. Michael Davis, Brigham Young	3,669
Joe Duarte, UCLA	3,669
15. Sherman Brantley, South Carolina	3,595

NCAA MEN'S AND WOMEN'S OUTDOOR TRACK AND FIELD CHAMPIONSHIPS

Hayward Field -- University of Oregon

Eugene, Ore. -- June 1-4, 1988

FR1 Final 19

MEN'S POLE VAULT

(Trials-Final: Friday, 5:00 p.m.)

World Record ----- (6.03) 19- 9 1/4, Sergey Bubka, Soviet Union, 1987  
 American Record ----- (5.96) 19- 6 1/2, Joe Dial, Athletics West, 1987  
 Collegiate Record ----- (5.85) 19- 2 1/4, Joe Dial, Oklahoma State, 1985  
 NCAA Meet Record ----- (5.64) 18- 6, Joe Dial, Oklahoma State, 1985  
 Hayward Field Record --- (5.82) 19- 1, Mike Tully, New York AC, 1984  
 Trials Qualifying ----- (5.57) 18- 3 1/4  
 Olympic Qualifying ----- (5.45) 17-10 1/2

Top 1987 Scorers (Returnees in CAPS) -- 1. Doug Fraley, Fresno State, 18-5 1/2; 2. Lane Lohr, Illinois, 18-1 3/4; 3. PAT MANSON, Kansas, 17-9 3/4; 4. Craig Hagen, Arkansas State, 17-5 3/4; 5. Steve Thaxton, Abilene Christian, 17-5 3/4; 6. tie, Steve Klassen, USC, and TIM McMICHAEL, Oklahoma, 17-5 3/4; 8. Eric White, USC, 17-1 3/4.

Other Returning Placewinners -- 1986: 7. Greg West, Southern Methodist (now competing at Texas A&M), 17-4 1/2; 1985: 11. Scott Huffman, Kansas, 17-0.

\*\*\*\*\*

FINAL RESULTS

1. Kelly Riley, Arkansas State	18- 3 1/4	(5.57)
17-3 1/2(3), 17-7 1/4, 17-11 1/4(2), 18-3 1/4(3), 18-6 1/2(ooo)		
2. Monte Weller, Purdue	17-11 1/4	(5.47)
17-3 1/2(3), 17-7 1/4, 17-11 1/4(2), 18-3 1/4(ooo)		
3. Dean Starkey, Illinois	17-11 1/4	(5.47)
17-3 1/2, 17-7 1/4(2), 17-11 1/4(3), 18-3 1/4(ooo)		
4. Jay Davis, Oregon	17- 7 1/4	(5.37)
17-3 1/2, 17-7 1/4, 17-11 1/4(ooo)		
5. Bill Payne, Baylor	17- 3 1/2	(5.27)
17-3 1/2, 17-7 1/4(ooo)		
6. Jim Mours, Oregon	17- 3 1/2	(5.27)
17-3 1/2(2), 17-7 1/4(ooo)		
7. Scott Huffman, Kansas	17- 3 1/2	(5.27)
17-3 1/2(3), 17-7 1/4(ooo)		
7. Patrik Johansson, Washington State	17- 3 1/2	(5.27)
17-3 1/2(3), 17-7 1/4(ooo)		
Steve Horvath, Cal Poly-San Luis Obispo	nh (17-3 1/2)	
Roy Hix, Southern Methodist	nh (17-3 1/2)	
Tim McMichael, Oklahoma	nh (17-3 1/2)	
Malcolm Hunsaker, Brigham Young	nh (17-3 1/2)	

TEAM SCORING AFTER THIS EVENT: UCLA 38, Texas 27, Northeast Louisiana 21, California 18, Illinois 14, Louisiana State 13, Oregon 12, Texas A&M 12

QUOTING RILEY: "I was really running good, and it's a fast runway. Once I got everything worked out at the first height, I was alright. I think that's the greatest part of it (winning as a freshman). I jumped 17 feet in high school, and when I went to college I wanted to get eight NCAA plaques. But I only placed seventh indoors, and to get a plaque you have to be in the top six. One miss cost me indoors. From not placing to go to national champion is a great accomplishment for me."



NCAA MEN'S AND WOMEN'S OUTDOOR TRACK AND FIELD CHAMPIONSHIPS

Hayward Field -- University of Oregon

Eugene, Ore. -- June 1-4, 1988

MEN'S 4x100-METER RELAY  
(Final: Friday, 7:30 p.m.)

FR1 Final 20

World Record ----- :37.83, United States, 1984  
American Record ----- :37.83, National Team, 1984  
Collegiate Record ----- :38.46, Texas Christian, 1986  
NCAA Meet Record ----- :38.46, Texas Christian, 1986  
Hayward Field Record ----- :39.39 Georgia, 1984

Top 1987 Scorers (Returnees in CAPS) -- 1. Texas Christian (ROSCOE TATUM, Andrew Smith, GREG SHOLARS, RAYMOND STEWART), :38.82; 2. Texas A&M (LAWRENCE FELTON, Floyd Heard, Greg Lewis, STANLEY KERR), :38.85; 3. UCLA (MIKE MARSH, DANNY EVERETT, RAYMOND YOUNG, HENRY THOMAS), :39.11; 4. East Carolina, :39.15; 5. Louisiana Tech, :39.16; 6. Florida, :39.50; 7. North Carolina State, :39.71; 8. Northwestern State, :39.78; 9. Auburn, :39.83.

\*\*\*\*\*

FINAL RESULTS

1. Texas A&M :38.84  
(Lawrence Felton, Derrick Florence, Andre Cason, Stanley Kerr)
2. UCLA :39.04  
(Mike Marsh, Danny Everett, Steve Lewis, Henry Thomas)
3. Texas Christian :39.25  
(Roscoe Tatum, Tony Allen, Raymond Stewart, Greg Sholars)
4. North Carolina State :39.33  
(Mike Brooks, Dwight Frazier, Kevin Braunskill, Danny Peebles)
5. Florida :39.46  
(Tony Jones, Stacey Simmons, Dennis Mitchell, Calvin Long)
6. Texas :39.55  
(Johnny Washington, Glenn Johnson, Tony Jones, Jason Leach)
7. Auburn :39.78  
(Tim Martin, Boris Goins, Kelly Carter, Clifton Campbell)
8. Mississippi State :40.26  
(Keith Laurant, Sidney Braddy, Lorenzo Daniel, Rickey Huel)

TEAM SCORING AFTER THIS EVENT: UCLA 38, Texas 27, Northeast Louisiana 21, California 18, Louisiana State 13, Texas A&M 12, Mississippi State 11, Texas Southern 11

QUOTING FELTON: "When I gave Derrick the stick, we were in first. We've known for two years we've had the team. It just came together this year."

QUOTING FLORENCE: "We wanted to set the collegiate record, but we can do that next year. I felt I opened a lead. When I handed off to Andre, I looked back and said to myself, 'We got it.'"

QUOTING CASON: "When I got the baton, I saw Dennis Mitchell (Florida) out of my right eye. When I reached back to get the exchange, I shot out a little early as usual, but Derrick and I had a lot of confidence in each other as usual."

QUOTING KERR: "This was three years in the making, and we finally did it. The last two years I've been watching their (TCU) tails. When I got the baton I knew we had it. Andre and I maybe had our best handoff of the year."

QUOTING CHARLIE THOMAS (A&M head coach): "I thought we had it when Derrick handed to Cason. I knew if we didn't bobble the baton, we would win. I knew they couldn't catch Cason and Kerr."

NCAA MEN'S AND WOMEN'S OUTDOOR TRACK AND FIELD CHAMPIONSHIPS  
Hayward Field -- University of Oregon  
Eugene, Ore. -- June 1-4, 1988

Sat. Final #1

MEN'S DECATHLON

(Second Day: Saturday, 9:30 a.m.)

World Record ----- 8,847, Daley Thompson, Great Britain, 1984  
American Record ----- 8,634, Bruce Jenner, San Jose Stars, 1976  
Collegiate Record ----- 8,322, Mike Ramos, Washington, 1986  
NCAA Meet Record ----- 8,222, Robert Muzzio, George Mason, 1984  
Hayward Field Record --- 8,444, Bruce Jenner, San Jose Stars, 1976  
Trials Qualifying ----- 7,800  
Olympic Qualifying ----- 7,600 (7,700)

Top 1987 Scorers (Returnees in CAPS) -- 1. Jim Connolly, UCLA, 8,121; 2. Rob Muzzio, George Mason, 8,061; 3. Keith Robinson, Brigham Young, 7,967; 4. MIKAEL OLANDER, Louisiana State, 7,940; 5. Sheldon Blockburger, Louisiana State, 7,906; 6. Doug Hedrick, Tennessee, 7,597; 7. Dave Masgay, Penn State, 7,485; 8. Harry Clark, Houston, 7,461.

Other Returning Placewinners -- 1986: 2. Sten Ekberg, Southern Methodist, 7,990; 3. Mikael Olander, Louisiana State, 7,851; 10. Simon Shirley, Washington State, 7,387; 11. Derek Huff, Western Illinois (now competing for Arizona), 7,362; 1985: 3. Sten Ekberg, Southern Methodist, 7,886; 7. Mikael Olander, Louisiana State, 7,570.

\*\*\*\*\*

EVENT NUMBER 6

110-METER HURDLES

	<u>Time</u>	<u>Event Points</u>	<u>Total Points</u>
1. Bruce Reid, Louisiana State	:14.82	871	5178 ( 1)
2. Rusty Hunter, Texas	:14.86	867	4770 ( 4)
3. Steve Peregoy, Texas A&M	:14.88	864	4750 ( 5)
4. Peter Hunt, Princeton	:15.01	848	4524 ( 4)
5. Kevin McGorty, North Carolina	:15.02	847	4786 ( 3)
6. Craig Branstrom, Kansas	:15.04	845	4694 ( 8)
7. Kip Janvrin, Simpson	:15.18	828	4600 (10)
8. Knut Gundersen, Mount St. Mary's	:15.30	814	4665 ( 9)
9. Bengt Jarlsjo, Louisiana State	:15.40	802	4495 ( 6)
10. Derek Huff, Arizona	:15.58	781	4805 ( 2)
11. Joe Duarte, UCLA	:15.58	781	4468 (13)
12. Michael Davis, Brigham Young	:15.69	768	4437 (14)
13. Simon Shirley, Washington State	:16.03	729	4737 ( 7)
14. Mikael Olander, Louisiana State	:16.21	709	4749 ( 6)
15. Sherman Brantley, South Carolina	:16.27	703	4298 (15)

Heat One -- 1. Hunt, :15.01; 2. Janvrin, :15.18; 3. Gundersen, :15.30; 4. Shirley, :16.03. Heat Two -- 1. Hunter, :14.86; 2. Peregoy, :14.88; 3. Huff, :15.58; 4. Duarte, :15.58. Heat Three -- 1. Reid, :14.82; 2. McGorty, :15.02; 3. Branstrom, :15.04; 4. Jarlsjo, :15.40. Heat Four -- 1. Davis, :15.69; 2. Olander, :16.21; 3. Brantley, :16.27.

NCAA MEN'S AND WOMEN'S OUTDOOR TRACK AND FIELD CHAMPIONSHIPS  
Hayward Field -- University of Oregon  
Eugene, Ore. -- June 1-4, 1988

Sat. Final #2

MEN'S 400-METER DASH  
(Final: Saturday, 1:35 p.m.)

World Record ----- :43.86, Lee Evans, USA, 1968  
American Record ----- :43.86, Lee Evans, San Jose State, 1968  
Collegiate Record ----- :43.86, Lee Evans, San Jose State, 1968  
NCAA Meet Record ----- :44.13, Butch Reynolds, Ohio State, 1987  
Hayward Field Record ----- :44.47, Darrell Robinson, Mazda Track Club, 1986  
Trials Qualifying ----- :45.82  
Olympic Qualifying ----- :46.14 (:46.0)

Top 1987 Scorers (Returnees in CAPS) -- 1. Butch Reynolds, Ohio State, :44.13; 2. DANNY EVERETT, UCLA, :44.47; 3. Roddie Haley, Arkansas, :44.82; 4. Kevin Robinsone, Southern Methodist, :45.20; 5. Andrew Valmon, Seton Hall, :45.35; 6. RAYMOND PIERRE, Baylor, :45.43; 7. MOSES UGBISIE, Texas Southern, :45.60; 8. TIM SIMON, Illinois, :46.17.

Other Returning Placewinners -- 1986: 5. Danny Everett, UCLA, :45.54; 8. Clifton Campbell, Auburn, :46.33.

\*\*\*\*\*

FINAL RESULTS

1. Danny Everett, UCLA	:44.52
2. Steve Lewis, UCLA	:44.83
3. Tim Simon, Illinois	:45.31
4. Ian Morris, Abilene Christian	:45.40
5. Raymond Pierre, Baylor	:45.73
6. Calvin Long, Florida	:45.91
7. Jeff Reynolds, Kansas State	:46.06
8. Clifton Campbell, Auburn	:46.36

TEAM SCORING AFTER THIS EVENT: UCLA 56, Texas 30, Northeast Louisiana 21, Illinois 20, California 18, North Carolina State 15, Louisiana State 13, Oregon 12, Texas A&M 12

QUOTING EVERETT: "I went out, just like Steve and I did at the Pac-10. But when we came off the curve, he was in front and it was a race to the finish from then on. We went into the race shooting for 1-2 and when it was evident that we were going to get that, it was just a race to see who would be first. Maybe I was a little tired, I know I felt that way when I woke up this morning. I think we were both off a little today. I just utilized what I had left, it was not one of my best technique or speed races."

NCAA MEN'S AND WOMEN'S OUTDOOR TRACK AND FIELD CHAMPIONSHIPS  
Hayward Field -- University of Oregon  
Eugene, Ore. -- June 1-4, 1988

Sat Final #3

WOMEN'S JAVELIN  
(Trials-Final: Saturday, 12:15 p.m.)

World Record ----- (78.90) 258-10, Petra Felke, East Germany, 1987  
American Record ----- (69.32) 227- 5, Kate Schmidt, Pacific Coast Club, 1977  
Collegiate Record ----- (64.44) 211- 5, Karin Smith, Cal Poly-SLO, 1981  
NCAA Meet Record ----- (63.02) 206- 9, Karin Smith, Cal Poly-SLO, 1982  
Hayward Field Record --- (66.58) 218- 5, Anna Verouli, Greece, 1982  
Trials Qualifying ----- (53.20) 174- 6  
Olympic Qualifying ----- (56.50) 185- 4

Top 1987 Scorers (Returnees in CAPS) -- 1. Laverne Eve, Louisiana State, 182-5; 2. Helena Uusitalo, Washington, 182-0; 3. Meg Warren, Appalachian State, 177-1; 4. HUI-CHEN LEE, Brigham Young, 171-10; 5. Shaney Coe, Washington State, 171-10; 6. JANE WOODHEAD, Tennessee, 168-8; 7. JULIA SOLO, Virginia, 167-8; 8. JILL SMITH, Oregon, 159-10.

\*\*\*\*\*

FINAL

1. Jill Smith, Oregon	180- 8 (55.08m)
168-6, 172-3, 168-0, 176-10, 180-8, 172-11	
2. Erica Wheeler, Stanford	179-10 (54.82m)
162-6, 177-3, 169-4, 173-11, 178-5, 179-10	
3. Cheryl Coker, Louisiana State	179- 1 (54.58m)
166-2, foul, 179-1, 165-6, 166-7, 164-2	
4. Nicki Nye, Texas	176- 4 (53.76m)
173-4, 172-9, 176-4, 168-10, 166-2, foul	
5. Sherrie MacKinney, North Carolina	172- 9 (52.66m)
140-4, 172-9, 135-3, 153-2, 164-7, 168-1	
6. Brooke Allen, Oregon	171- 4 (52.22m)
160-3, 171-4, foul, foul, foul, foul	
7. Shelly Sanford, Washington	171- 2 (52.18m)
171-2, 166-1, foul, 162-8, 160-6, 156-7	
8. Julia Solo, Virginia	166- 4 (50.70m)
164-0, foul, 166-4, foul, 156-7, foul	
9. Teri Okelberry, Weber State	164- 0 (49.98m)
164-0, 155-8, 153-4	
10. Solvi Nybu, Florida	158- 4 (48.26m)
146-4, 158-4, 157-9	
11. Anne Bolyard, Ohio	156- 9 (47.78m)
foul, 156-4, 156-9	
12. Hui-Chen Lee, Brigham Young	154- 6 (47.10m)
foul, 154-6, 151-0	

TEAM SCORING AFTER THIS EVENT: Louisiana State 41, UCLA 32, Oregon 30, Nebraska 29, Arizona State 24, Morgan State 22, Stanford 20 1/3, Villanova 17

QUOTING SMITH: "I really had a good practice yesterday and was able to work some things out. The victory was a sweet taste. I still have the trials to train for though. I thought I had a chance to take it if I threw the way that I am capable of. It's a great feeling. It hasn't sunk in yet. On my winning throw, I didn't feel anything. When you don't feel anything, then you know it's a good throw."

NCAA MEN'S AND WOMEN'S OUTDOOR TRACK AND FIELD CHAMPIONSHIPS  
Hayward Field -- University of Oregon  
Eugene, Ore. -- June 1-4, 1988

MEN'S 100-METER DASH  
(Final: Saturday, 2:00 p.m.)

Sat FINAL 4

World Record ----- :09.83, Ben Johnson, Canada, 1987  
American Record ----- :09.93, Calvin Smith, Alabama, 1983  
                              :09.93, Carl Lewis, Santa Monica Track Club, 1987  
Collegiate Record ----- :09.93, Calvin Smith, Alabama, 1983  
NCAA Meet Record ----- :10.03, Stanley Floyd, Houston, 1982  
Hayward Field Record ----- :10.07, Clancy Edwards, USC, 1978  
Trials Qualifying ----- :10.30 (:10.1)  
Olympic Qualifying ----- :10.44 (:10.2)

Top 1987 Scorers (Returnees in CAPS) -- 1. RAYMOND STEWART, Texas Christian, :10.14;  
2. Lee McRae, Pittsburgh, :10.21; 3. MIKE MARSH, UCLA, :10.28; 4. Floyd Heard, Texas A&M,  
:10.31; 5. VICTOR EDET, Missouri, :10.32; 6. GREG SHOLARS, Texas Christian, :10.35;  
7. JASON LEACH, Texas, :10.37.

Other Returning Placewinners -- 1986: 1. Lee McRae, Pittsburgh, :10.11; 3. Lee McNeill,  
East Carolina, :10.14; 7. Stanley Kerr, Texas A&M, :10.30; 9. Greg Sholars, Texas  
Christian, :10.36. 1985: 4. Lee McNeill, East Carolina, :10.11w.

\*\*\*\*\*

FINAL RESULTS (Wind: +0.36)

1. Joe DeLoach, Houston	:10.03
(Hayward Field Record, Equals NCAA Meet Record)	
2. Raymond Stewart, Texas Christian	:10.10
3. Dennis Mitchell, Florida	:10.12
4. Mike Marsh, UCLA	:10.23
5. Leroy Burrell, Houston	:10.31
6. Slip Watkins, Louisiana State	:10.40
7. Roscoe Tatum, Texas Christian	:10.42
8. Derrick Florence, Texas A&M	:10.46

TEAM SCORING AFTER THIS EVENT: UCLA 61, Texas 30, Northeast Louisiana 21, Illinois 20,  
Texas Christian 20, California 18, Houston 17, Louisiana State 16

NOTES: DeLoach's time is the fastest in the world this year.

QUOTING DELOACH: "I was disappointed in not qualifying for the 200 meters earlier, but still I am very satisfied with the victory in the 100. I am seriously thinking about doubling in the Olympic Trials so I would have loved to have been in both races here. Now I know I can do it in the 100. I have been running pretty consistent this year. I have had some good times...My rythem hasn't been as good in the 100 as it has been in the 200. I have 100 foot speed. I just wanted to get a good start and when I did get a good start, I just wanted to hold on after that. I wanted to prove to myself that I could be competitive in the 100 meters as well as the 200 and I think I did that."

NCAA MEN'S AND WOMEN'S OUTDOOR TRACK AND FIELD CHAMPIONSHIPS  
Hayward Field -- University of Oregon  
Eugene, Ore. -- June 1-4, 1988

WOMEN'S 1,500-METER RUN  
(Final: Saturday, 2:10 p.m.)

Sat. FINAL 5

World Record ----- 3:52.47, Tatyana Kazankina, Soviet Union, 1980  
American Record ----- 3:57.12, Mary Slaney, Athletics West, 1983  
Collegiate Record ----- 4:05.88, Leann Warren, Oregon, 1982  
NCAA Meet Record ----- 4:09.85, Suzy Favor, Wisconsin, 1987  
Hayward Field Record ----- 3:59.19, Mary Slaney, Athletics West, 1984  
Trials Qualifying ----- 4:17.05  
Olympic Qualifying ----- 4:09.0

Top 1987 Scorers (Returnees in CAPS) -- 1. SUZY FAVOR, Wisconsin, 4:09.85; 2. Alisa Harvey, Tennessee, 4:09.92; 3. Angela Chalmers, Northern Arizona, 4:12.07; 4. Rebecca Allison, Texas Christian, 4:14.85; 5. Julie Jenkins, Brigham Young, 4:15.96; 6. EVELYN ADIRU, Alabama, 4:16.34; 7. Debbie Grant, Villanova, 4:16.8; 8. ELISA FROSINI-BRANHAM, Kentucky, 4:16.93.

Other Returning Placewinners -- 1986: 2. Evelyn Adiru, Alabama, 4:18.84.

\*\*\*\*\*

FINAL:

1. Suzy Favor, Wisconsin	4:13.91
2. Evelyn Adiru, Alabama	4:15.62
3. Sally Smith, Purdue	4:16.13
4. Rosalind Taylor, Maryland	4:17.44
5. Jasmine Jones, Tennessee	4:18.56
6. Sherry Hoover, Kentucky	4:19.28
7. Buffy Rabbitt, California-Irvine	4:19.92
8. Noeleen Mullan, Brigham Young	4:20.38
9. Laura Chapel, UCLA	4:22.60
10. Nikki Toms, Northern Arizona	4:25.23

TEAM SCORING AFTER THIS EVENT: Louisiana State 47, UCLA 42, Oregon 30, Nebraska 29, Alabama 28, Morgan State 25, Arizona State 24, Stanford 20 1/3

QUOTING FAVOR: "In this meet, I wasn't really concerned about time. I just wanted to win it. It's hard to defend a title. In high school, I won the state championship four years in a row and felt a lot of pressure. In college, I wanted to run more relaxed and have fun, and not put pressure on myself. I'm never confident until it's over with. At the 800 mark, I wanted to push the pace a little bit and that's when I broke ahead. I wanted to get ahead to concentrate on winning. This race was definitely a lot easier than last year. (On racing in Olympic trials against Mary Slaney) I think it's going to be exciting. She's always been my idol and now I'm running against her."

NCAA Decathlon Results, Second Day  
2-2-2-2-2

Sat. Final #6

EVENT NUMBER 7

DISCUS THROW

	Distance	Event Points	Total Points
1. Mikael Olander, Louisiana State 161-6, Foul, 165-8	165- 8 (50.50m)	881	5630 ( 2)
2. Knut Gundersen, Mount St. Mary's 136-9, Foul, 145-3	145- 3 (44.28m)	752	5417 ( 5)
3. Derek Huff, Arizona 139-0, 131-11, Foul	139- 0 (42.38m)	713	5518 ( 3)
4. Steve Peregoy, Texas A&M 132-2, 137-6, 134-0	137- 6 (41.92m)	704	5454 ( 4)
5. Joe Duarte, UCLA 131-0, Foul, 136-3	136- 3 (41.54m)	696	5164 (12)
6. Bengt Jarlsjo, Louisiana State 132-3, 127-11, 130-6	132- 3 (40.30m)	671	5166 (11)
7. Simon Shirley, Washington State 124-10, 131-10, Foul	131-10 (40.18m)	668	5405 ( 6)
8. Kip Janvrin, Simpson 122-4, 131-3, Foul	131- 3 (40.00m)	665	5265 (10)
9. Bruce Reid, Louisiana State Foul, Foul, 130-4	130- 4 (39.74m)	659	5837 ( 1)
10. Craig Branstrom, Kansas 117-8, 127-11, 124-1	127-11 (39.00m)	644	5338 ( 9)
11. Sherman Brantley, South Carolina Foul, 122-0, 126-7	126- 7 (38.58m)	636	4934 (14)
12. Peter Hunt, Princeton 117-1, 119-11, 114-3	119-11 (36.56m)	595	5119 (13)
13. Rusty Hunter, Texas 118-11, 112-0, Foul	118-11 (36.26m)	589	5359 ( 7)
14. Kevin McGorty, North Carolina 112-4, 116-2, Foul	116- 2 (35.40m)	572	5358 ( 8)
15. Michael Davis, Brigham Young Foul, Foul, Foul	no mark	0	4437 (15)

EVENT NUMBER 8

POLE VAULT

1. Derek Huff, Arizona	15-11 ( 4.85m)	865	6383 ( 2)
2. Mikael Olander, Louisiana State	15- 7 ( 4.75m)	834	6464 ( 1)
2. Sherman Brantley, South Carolina	15- 7 ( 4.75m)	834	5768 (11)
4. Rusty Hunter, Texas	15- 3 ( 4.65m)	804	6163 ( 3)
4. Kevin McGorty, North Carolina	15- 3 ( 4.65m)	804	6162 ( 4)
4. Kip Janvrin, Simpson	15- 3 ( 4.65m)	804	6069 ( 7)
7. Craig Branstrom, Kansas	14-11 ( 4.55m)	775	6113 ( 6)
8. Simon Shirley, Washington State	14- 7 1/4 ( 4.45m)	746	6151 ( 5)
8. Bengt Jarlsjo, Louisiana State	14- 7 1/4 ( 4.45m)	746	5912 ( 9)
10. Peter Hunt, Princeton	13-11 1/4 ( 4.25m)	688	5807 (10)
10. Michael Davis, Brigham Young	13-11 1/4 ( 4.25m)	688	5125 (13)
12. Knut Gundersen, Mount St. Mary's	12-11 1/2 ( 3.95m)	603	6020 ( 8)
Steve Peregoy, Texas A&M	nh (12-11 1/2)	0	5454 (12)
Bruce Reid, Louisiana State	withdrew		
Joe Duarte, UCLA	withdrew		

# NCAA MEN'S AND WOMEN'S OUTDOOR TRACK AND FIELD CHAMPIONSHIPS

Hayward Field -- University of Oregon

Eugene, Ore. -- June 1-4, 1988

Sat. Final #7

## MEN'S 110-METER HIGH HURDLES

(Final: 2:50 p.m. Saturday)

World Record ----- :12.93, Renaldo Nehemiah, United States, 1981  
 American Record ----- :12.93, Renaldo Nehemiah, Athletic Attic, 1981  
 Collegiate Record ----- :13.00, Renaldo Nehemiah, Maryland, 1979  
 NCAA Meet Record ----- :13.22, Greg Foster, UCLA, 1978  
 Hayward Field Record ----- :13.22, Greg Foster, UCLA, 1978  
 Trials Qualifying ----- :13.81  
 Olympic Qualifying ----- :13.94 (:13.7)

Top 1987 Scorers (Returnees in CAPS) -- 1. Eric Reid, Louisiana State, :13.51; 2. ARTHUR BLAKE, Florida State, :13.59; 3. JAMES PURVIS, Georgia Tech, :13.60; 4. Andrew Parker, Arizona State, :13.61; 5. Keith Talley, Alabama, :13.70; 6. William Skinner, Maryland, :13.74; 7. Steve Kerho, UCLA, :13.77; 8. ROD JETT, California, :13.89; 9. Thomas Wilcher, Michigan, :14.07.

Other Returning Placewinners -- 1986: 7. James Purvis, Georgia Tech, :13.71.

\*\*\*\*\*

## FINAL RESULTS (Wind: +1.75)

1. James Purvis, Georgia Tech	:13.58
2. Rod Jett, California	:13.64
3. Chris Lancaster, Indiana State	:13.77
4. Lawrence Felton, Texas A&M	:13.81
5. Dirk Morris, Georgia Tech	:13.84
6. Vernon George, Texas Southern	:13.98
7. Robert Reading, Southern California	:17.11

Arthur Blake, Florida State

DNF

NOTES: Blake lost his balance and stumbled at the first hurdle, apparently bumping Reading, leaving the race to Purvis in the middle and Jett on the inside.

TEAM SCORING AFTER THIS EVENT: UCLA 61, Texas 30, California 26, Northeast Louisiana 21, Illinois 20, Texas Christian 20, Arkansas 18, Texas A&M 18

QUOTING PURVIS: "Going into the race, I knew that I'd have to get a pretty good start. Then I would have to rely on my strength to follow through. I think a lot of the runners weren't focusing on winning but were looking to finish third. If Reading wouldn't have stumbled I think the time would have been much faster. I know it would have been a faster race."



NCAA MEN'S AND WOMEN'S OUTDOOR TRACK AND FIELD CHAMPIONSHIPS

Hayward Field -- University of Oregon

Eugene, Ore. -- June 1-4, 1988

Sat. Final #8

WOMEN'S SHOT PUT

(Trials-Final: Saturday, 1:45 p.m.)

World Record ----- (22.63) 74-3, Natalya Lisovskaya, Soviet Union, 1987  
 American Record ----- (19.57) 64-2 1/2, Ramona Pagel, Mazda Track Club, 1988  
 Collegiate Record ----- (18.99) 62-3 3/4, Meg Ritchie, Arizona, 1983  
 NCAA Meet Record ----- (17.54) 57-6 1/2, Regina Cavanaugh, Rice, 1986  
 Hayward Field Record --- (18.63) 61-1 1/2, Ramona Pagel, Mazda TC, 1986  
 Trials Qualifying ----- (15.85) 52-0  
 Olympic Qualifying ----- (16.90) 55-5 1/2

Top 1987 Scorers (Returnees in CAPS) -- 1. Regina Cavanaugh, Rice, 56-10 3/4; 2. Pinkie Suggs, Kansas State, 54-10 3/4; 3. Debbie St. Phard, Princeton, 54-4 3/4; 4. Carla Garrett, Arizona, 54-3 3/4; 5. Diana Clements, USC, 53-0; 6. Karen Buchanan, Kansas, 52-3 3/4; 7. Cheryl Klein, Houston, 51-7; 8. PATTY PURPUR, Stanford, 50-10.

Other Returning Placewinners -- 1986: 10. Jennifer Ponath, Washington, 50-4 1/2. 1984: 11. Jennifer Ponath, Washington, 49-2.

\*\*\*\*\*

FINAL

1. Jennifer Ponath, Washington	54- 4 1/2 (16.57m)
52-3 1/4, 51-9 1/4, 54-4 1/2, foul, 52-8, foul	
2. Shirley Ross, Washington	51- 6 1/2 (15.71m)
46-8 3/4, 48-5 1/2, foul, 51-6 1/2, 49-10, 49-9 3/4	
3. Patty Purpur, Stanford	51- 5 (15.67m)
46-3 1/4, foul, 49-2 1/4, 47-9 1/4, 51-5, foul	
4. Sonya Payne, Michigan	50- 0 (15.24m)
foul, 46-9, 50-0, 43-10 1/2, 46-0 1/2, foul	
5. Meg Jones, Washington	49- 7 1/4 (15.12m)
49-1 3/4, 48-7 1/4, 49-7 1/4, 49-7 1/4, foul, foul	
6. Colleen Rosensteel, Florida	49- 6 1/4 (15.09m)
49-6 1/4, foul, 49-1, foul, foul, foul	
7. Deborah Smith, Illinois	49- 4 1/2 (15.05m)
47-10 3/4, 46-11 1/2, 49-1, 49-4 1/2, 47-9, foul	
8. Melanie Herrera, Augsburg	48-11 (14.91m)
46-0 3/4, 46-6, 48-11, 44-11, 47-4 1/2, 45-11 3/4	
9. Angie Ryker, Indiana	45- 9 (13.94m)
45-9, foul, 45-1 3/4	

TEAM SCORING AFTER THIS EVENT: Louisiana State 53, UCLA 48, Arizona State 34, Oregon 30, Nebraska 29, Alabama 28, Stanford 26 1/3, Washington 26

QUOTING PONATH: "I knew if I was going to impress people, I'd have to throw a PR today. That's a lot of pressure. One thing nobody knew and I wanted to keep it a secret until after the event so people wouldn't think I was making excuses is that I've had strep throat since Tuesday. I went to the emergency room Wednesday night after the discus and they prescribed some antibiotics. It's very nice I got the award despite the illness I've had all week. Now I'm just going to take it easy and get well so that I can prepare for TAC and the Olympic Trials."

# NCAA MEN'S AND WOMEN'S OUTDOOR TRACK AND FIELD CHAMPIONSHIPS

Hayward Field -- University of Oregon

Eugene, Ore. -- June 1-4, 1988

Sat. Final # 9

## MEN'S HAMMER

(Trials-Final: Saturday, 1:00 p.m.)

World Record ----- (86.74) 284-7, Yuriy Syedikh, Soviet Union, 1986  
 American Record ----- (81.88) 268-8, Jud Logan, New York AC, 1988  
 Collegiate Record ----- (78.34) 257-0, Ken Flax, Oregon, 1986  
 NCAA Meet Record ----- (78.34) 257-0, Ken Flax, Oregon, 1986  
 Hayward Field Record --- (76.20) 250-0, Ken Flax, Oregon, 1986  
 Trials Qualifying ----- (65.90) 216-2  
 Olympic Qualifying ----- (72.00) 236-3

Top 1987 Scorers (Returnees in CAPS) -- 1. STEFAN JONSSON, Washington State, 224-8;  
 2. GARY HALPIN, Manhattan, 219-6; 3. Horatio Garcia, Florida State, 211-7; 4. Mikko  
 Valimaki, Brigham Young, 210-5; 5. Russ Meldrum, Brigham Young, 208-8; 6. ANDREW TOLPUTT,  
 Southern Cal, 207-10; 7. DAVE WILSON, UCLA, 204-9; 8. Daron Crass, Fresno State, 200-2.

Other Returning Placewinners -- 1986: 4. Gary Halpin, Manhattan, 224-2; 6. Tony Kenneally,  
 Boston University, 219-4. 1985: 11. Gary Halpin, Manhattan, 204-2; 1984: 13. Stefan  
 Jonsson, Washington State, 188-4.

\*\*\*\*\*

## FINAL RESULTS

1. Stefan Jonsson, Washington State	233- 2	(71.08m)
Foul, 222-9, 225-10, 230-9, 233-2, Foul		
2. David Wilson, UCLA	218- 5	(66.58m)
218-5, 201-0, 213-1, 217-8, 215-11, 216-6		
3. Eric Finch, Oregon	217- 8	(66.34m)
211-6, 205-10, 217-8, 216-11, Foul, Foul		
4. Gary Halpin, Manhattan	212- 9	(64.86m)
Foul, 212-9, Foul, 212-9, Foul		
5. Mike Ostrom, Fresno State	212- 4	(64.72m)
212-4, Foul, 206-3, Foul, 204-4, Foul		
6. Anthony Kenneally, Boston University	210-10	(64.26m)
205-8, Foul, 210-10, 206-6, 210-7, 204-2		
7. John O'Connor, Kent State	207- 3	(63.18m)
202-11, 207-3, 204-7, 193-8, Foul, 193-11		
8. John Knight, UCLA	206- 0	(62.80m)
206-0, 204-1, 203-5, Foul, Foul, 205-1		
9. John Thomas, Oregon State	205-10	(62.74m)
205-10, 199-5, 199-8		
10. John Billingsley, Washington State	204- 2	(62.24m)
204-2, 191-10, 189-9		
11. Simon Linscheid, Iona	195- 7	(59.62m)
195-7, Foul, Foul		
Angus Cooper, Kent State	no mark	
Foul, Foul, Foul		

TEAM SCORING AFTER THIS EVENT: UCLA 70, Texas 30, California 26, Northeast Louisiana 21,  
 Illinois 20, Texas Christian 20, Oregon 19, Arkansas 18, Texas A&M 18

QUOTING JONSSON: "I got a halfway decent throw so I'm too upset. It was nothing great,  
 but respectable. The first three throws were just horrible. I had to put myself together a  
 little bit. It started to feel pretty good at the end. I just try to compete against  
 myself. I try to not worry about what other people do. If I throw good and lose, there's  
 nothing I can do about it. If I throw bad, that's when it is disappointing. It feels good  
 to finish off (collegiate career) with a win. I didn't really feel any pressure to win  
 again. I wanted to come here and throw well and I knew if I did that, I would win."

# NCAA MEN'S AND WOMEN'S OUTDOOR TRACK AND FIELD CHAMPIONSHIPS

Hayward Field -- University of Oregon

Eugene, Ore. -- June 1-4, 1988

Sat. Final #10

## WOMEN'S 400-METER DASH

(Final: Saturday, 1:25 p.m.)

World Record ----- :47.60, Marita Koch, East Germany, 1985  
 American Record ----- :48.83, Valerie Brisco, World Class AC, 1984  
 Collegiate Record ----- :49.91, Marita Payne, Florida State, 1984  
 NCAA Meet Record ----- :50.90, Lillie Leatherwood-King, Alabama, 1987  
 Hayward Field Record ----- :50.41, Diane Dixon, Atoms Track Club, 1986  
 Trials Qualifying ----- :53.25  
 Olympic Qualifying ----- :52.74 (:52.6)

Top 1987 Scorers (Returnees in CAPS) -- 1. Lillie Leatherwood-King, Alabama, :50.90;  
 2. ROCHELLE STEVENS, Morgan State, :51.23; 3. DENISE MITCHELL, Florida, :52.09; 4. Sonja  
 Fridy, Virginia, :52.27; 5. JANET DAVIS, Florida State, :52.77; 6. MICHELLE MILLING,  
 Nebraska, :53.16; 7. NATASHA KAISER, Missouri, :53.1; 8. Gervaise McCraw, Southern Cal,  
 :53.1.

Other Returning Placewinners -- 1986: 3. Terri Dendy, George Mason, :52.12; 5. Natasha  
 Kaiser, Missouri, :52.29; 8. Linetta Wilson, Nebraska, :53.30.

\*\*\*\*\*

### FINAL

1. Rochelle Stevens, Morgan State	:51.23
2. Maicel Malone, Arizona State	:51.32
3. Jearl Miles, Alabama A&M	:51.58
4. Sharon Powell, Nebraska	:51.67
5. Terri Dendy, George Mason	:51.96
6. Natasha Kaiser, Missouri	:52.11
7. Michelle Taylor, Southern California	:52.41
8. Tanya McIntosh, Rice	:52.77

TEAM SCORES AFTER THIS EVENT: Louisiana State 35, UCLA 32, Nebraska 29, Arizona State 24,  
 Morgan State 22, Oregon 17, Villanova 17, USC 15

QUOTING STEVENS: "All I tried to do was stay relaxed and under control, just maintain and  
 not panic. I knew I had to dig in deep and go for it. I went ahead when it seemed like  
 Maicel (Malone, Arizona State) stumbled a little coming off the last turn onto the  
 straightaway. That's when I took the advantage. This (win) is something I really wanted  
 and didn't want to give up. I just made sure I kept going until I got through the tape."

# NCAA MEN'S AND WOMEN'S OUTDOOR TRACK AND FIELD CHAMPIONSHIPS

Hayward Field -- University of Oregon

Eugene, Ore. -- June 1-4, 1988

Sat. Final #11

## WOMEN'S 5,000-METER RUN (Final: Saturday: 3:00 p.m.)

World Record ----- 14:37.33, Ingrid Kristiansen, Norway, 1986  
American Record ----- 15:06.53, Mary Slaney, Athletics West, 1985  
Collegiate Record ----- 15:07.56, Cathy Branta, Wisconsin, 1985  
NCAA Meet Record ----- 15:39.38, PattiSue Plumer, Stanford, 1984  
Hayward Field Record ----- 15:06.53, Mary Slaney, Athletics West, 1985

Top 1987 Scorers (Returnees in CAPS) -- 1. Anne Schweitzer, Texas, 15:46.00; 2. ANNETTE HAND, Oregon, 15:47.74; 3. SYLVIA MOSQUEDA, Cal State-Los Angeles, 15:50.20; 4. CAROLINE MULLEN, Western Michigan, 15:56.30; 5. JACKIE GOODMAN, Oklahoma State, 15:56.98; 6. PENNY GRAVES, Oregon, 15:58.01; 7. Patty Murray, Western Illinois, 16:05.68; 8. Beth McMacken, Boston University, 16:22.60.

Other Returning Placewinners -- 1986: 7. Janet Smith, North Carolina State, 16:19.53; 1985: 5. Kirsten O'Hara, California, 15:46.8.

\*\*\*\*\*

### FINAL:

1. Annette Hand, Oregon (NCAA Meet Record)	15:38.47
2. Jackie Goodman, Oklahoma State	15:41.42
3. Tina Ljungberg, Texas-El Paso	15:48.61
4. Penny Graves, Oregon	15:50.41
5. Trina Leopold, Texas	15:52.17
6. Sylvia Mosqueda, Cal State-Los Angeles	15:54.01
7. Patricia Matava, Virginia	16:09.02
8. Elspeth Turner, Alabama	16:11.53
9. Rebecca Rivkin, Yale	16:16.85
10. Sally Ramsdale, Arkansas	16:20.01
11. Liz Wilson, Oregon	16:21.25
12. Janet Smith, North Carolina	16:29.30
13. Bridget Koster, Georgia Tech	16:31.40
14. Celsa Bowman, Utah	16:52.0
15. Kristy Orre, Kentucky	16:53.2
16. Melinda Rowand, Michigan Carol Gray, Stanford	17:12.2 Did Not Start

TEAM SCORING AFTER THIS EVENT: Louisiana State 53, UCLA 48, Oregon 45, Arizona State 34, Alabama 29, Nebraska 29, Stanford 26 1/3, Washington 26

QUOTING HAND: I was being patient. I kept trying to break, but they wouldn't break away. I didn't think I was going to ever get away from them. But I hung there. I've run against her (Mosqueda) two other times. She always goes out real fast, kind of like I do. But she usually takes the lead but doesn't keep it. I wanted to be mentally tougher than she was. Once I get past that second mile, I'm okay. But that second mile is the toughest for me. I was happy with both performances (3,000 and 5,000), especially today. But I was nervous today. There are times that if you don't win you can do it next year. I would have been real disappointed if I hadn't done it today because there wasn't another chance. It couldn't have happened at a better place, that's for sure. The crowd was great and that's what I kept saying to myself, 'Annette, you can't let them down.'

NCAA MEN'S AND WOMEN'S OUTDOOR TRACK AND FIELD CHAMPIONSHIPS

Hayward Field -- University of Oregon

Eugene, Ore. -- June 1-4, 1988

Sat. Final #12

MEN'S 1,500-METER RUN  
(Final: Saturday, 2:20 p.m.)

World Record ----- 3:29.46, Said Aouita, Morocco, 1985  
American Record ----- 3:29.77, Sydney Maree, Puma Track Club, 1985  
Collegiate Record ----- 3:31.71, Abdi Bile, George Mason, 1987  
NCAA Meet Record ----- 3:35.30, Sydney Maree, Villanova, 1981  
Hayward Field Record ----- 3:35.15, Steve Scott, Sub 4 Track Club, 1980  
Trials Qualifying ----- 3:41.97  
Olympic Qualifying ----- 3:38.5

Top 1987 Scorers (Returnees in CAPS) -- 1. Abdi Bile, George Mason, 3:35.79; 2. CHARLES MARSALA, Indiana, 3:38.43; 3. TERRENCE HARRINGTON, Clemson, 3:38.57; 4. Sean O'Neill, Villanova, 3:38.86; 5. Gerry O'Reilly, Villanova, 3:38.93; 6. STEVE BALKEY, Penn State, 3:38.99; 7. Gary Cobb, Virginia Tech, 3:39.35; 8. Bruce Stirling, Washington, 3:39.89; 9. MARK DEADY, Indiana, 3:40.27.

\*\*\*\*\*

FINAL RESULTS

1. Joe Falcon, Arkansas	3:38.91
2. Charles Marsala, Indiana	3:39.91
3. Mark Deady, Indiana	3:39.92
4. Michael Stahr, Georgetown	3:39.97
5. Steve Balkey, Penn State	3:42.40
6. Brian Jaeger, Auburn	3:44.16
7. Marc Olesen, Stanford	3:44.27
8. Eric Peterson, Oregon	3:44.30
9. Jan Friedli, Villanova	3:44.72
10. Hiram Cuevas, William and Mary	3:44.83
11. David McMillan, Penn State	3:45.35
12. Matt Taylor, Arkansas	3:47.64

NOTES: Steve Balkey of Penn State led after first lap at :59.1 and second lap at 2:01.2 closely followed by Michael Stahr of Georgetown and other runners. Falcon took off with about 500 meters to go and, after a brief challenge from Mark Deady of Indiana with 200 meters to go, scored a comfortable victory. (Falcon went through 1200 meters at 2:57.7.)

TEAM SCORING AFTER THIS EVENT: UCLA 61, Texas 30, Northeast Louisiana 21, Illinois 20, Texas Christian 20, Arkansas 18, California 18, Houston 17

QUOTING FALCON: "We felt the best thing for me to do was to go ahead with 300 meters left. Relax and then go ahead, if needed, with 150 meters left. There was a lot of bumping going on, and Matt (Taylor) knew what we had planned to do. He said, 'Joe, move up, move up,' and when I did Matt pushed me from behind. I felt his spikes click mine and knew somebody had fallen, but I didn't know it was him. This all happened at about the 600-meter mark. I really rested up for this meet so that I'd be prepared for the TAC meet and the Olympic Trials."

NCAA MEN'S AND WOMEN'S OUTDOOR TRACK AND FIELD CHAMPIONSHIPS

Hayward Field -- University of Oregon

Eugene, Ore. -- June 1-4, 1988

*Sect. Final #12*

MEN'S 5,000-METER RUN  
(Final: Saturday, 3:25 p.m.)

World Record ----- 12:58.39, Said Aouita, Morocco, 1987  
American Record ----- 13:01.15, Sydney Maree, Puma Track Club, 1985  
Collegiate Record ----- 13:08.4, Henry Rono, Washington State, 1978  
NCAA Meet Record ----- 13:20.63, Sydney Maree, Villanova, 1979  
Hayward Field Record ----- 13:12.91, Matt Centrowitz, New York AC, 1982  
Trials Qualifying ----- 13:41.58  
Olympic Qualifying ----- 13:33.0

Top 1987 Scorers (Returnees in CAPS) — 1. Dean Crowe, Boston University, 13:43.40; 2. Are Nakkim, Boston University, 13:44.47; 3. Ron Harris, Navy, 13:45.75; 4. Scott Fry, Wisconsin, 13:46.65; 5. BARNABA KORIR, Iowa State, 13:52.42; 6. BRIAN JAEGER, Auburn, 13:59.44; 7. Jim Farmer, North Carolina, 14:00.60; 8. Raf Wyns, Iowa State, 14:03.39; 9. Bill Mangan, New Mexico, 14:06.8.

Other Returning Placewinners — 1986: 5. Brian Jaeger, Auburn, 14:00.63; 10. Bob Kempainen, Dartmouth, 14:04.08; 11. Scott Fry, Wisconsin, 14:09.28.

\*\*\*\*\*

FINAL RESULTS

1. Matt Giusto, Arizona	13:55.94
2. Dov Kremer, Clemson	13:56.63
3. Greg Whiteley, Brown	13:57.00
4. James Farmer, North Carolina	13:58.12
5. Reuben Reina, Arkansas	13:58.16
6. Richard Graves, California-Irvine	14:01.47
7. Tyno Carter, Army	14:01.51
8. Tim Gargiulo, Southern Methodist	14:02.77
9. Herman Beltran, Alabama	14:04.3
10. Daniel Garrett, Notre Dame	14:05.0
11. Bob Henes, North Carolina State	14:06.1
12. Peter Loomis, Brown	14:28.8
13. Kris Herdt, Virginia	14:41.9

TEAM SCORING AFTER THIS EVENT: UCLA 70, Texas 30, California 26, Arkansas 22, Northeast Louisiana 21, Illinois 20, Texas Christian 20, Oregon 19

QUOTING GIUSTO: "It was a hard way to run a 5,000. The pace was back and forth the whole race. We went out pretty hard, then we slowed down in the middle then the last lap and a half was all out. This season I have developed a tactic where I can sit behind the first runner or first two runners and kind of relax and then throw a kick in at the end which I just developed this year. There wasn't any one person I was worried about going into the race. I knew if I just ran my race I would win. The wind was tough, especially on the backstretch. It really slowed the pace down."

# NCAA MEN'S AND WOMEN'S OUTDOOR TRACK AND FIELD CHAMPIONSHIPS

Hayward Field -- University of Oregon

Eugene, Ore. -- June 1-4, 1988

Sat. Final #14

## WOMEN'S 100-METER HURDLES

(Final: Saturday, 2:35 p.m.)

World Record ----- :12.25, Ginka Zagorcheva, Bulgaria, 1987  
 American Record ----- :12.61, Gail Devers, UCLA, 1988  
 Collegiate Record ----- :12.61, Gail Devers, UCLA, 1988  
 NCAA Meet Record ----- :12.84, Benita Fitzgerald, Tennessee, 1983  
 Hayward Field Record ----- :12.90, Stephanie Hightower, Ohio State, 1980  
 Trials Qualifying ----- :13.68  
 Olympic Qualifying ----- :13.44 (:13.2)

Top 1987 Scorers (Returnees in CAPS) -- 1. LaVONNA MARTIN, Tennessee, :13.05; 2. JACKIE HUMPHREY, Eastern Kentucky, :13.23; 3. LYNDIA TOLBERT, Arizona State, :13.24; 4. Donna Waller, Colorado, :13.33; 5. Rosalind Council, Auburn, :13.35; 6. SCHOWONDA WILLIAMS, Louisiana State, :13.58; 7. Maria Usifo, Texas Southern, :13.59; 8. NICOLLE THOMPSON, UCLA, :13.60; 9. KAREN NELSON, Texas, :13.64.

Other Returning Placewinners -- 1986: 2. LaVonna Martin, Tennessee, :13.05; 4. Gail Devers, UCLA, :13.15; 5. Jackie Humphrey, Eastern Kentucky, :13.32; 8. Schowanda Williams, Louisiana State, :13.53; 9. Nicolle Thompson, UCLA, :13.71; 1985: 5. LaVonna Martin, Tennessee, :13.02; 6. Gail Devers, UCLA, :13.34.

\*\*\*\*\*

### FINAL: (Wind: +0.01, ALLOWABLE)

1. Lynda Tolbert, Arizona State	:12.82
(NCAA Meet and Hayward Field Record)	
2. LaVonna Martin, Tennessee	:12.85
3. Gail Devers, UCLA	:12.90
4. Jackie Humphrey, Eastern Kentucky	:13.14
5. Schowonda Williams, Louisiana State	:13.32
6. Karen Nelson, Texas	:13.42
7. Alicia Bass, Louisiana State	:13.47
8. Bridgette Tate, Ohio State	:13.66

TEAM SCORING AFTER THIS EVENT: Louisiana State 53, UCLA 48, Arizona State 34, Oregon 30, Nebraska 29, Alabama 28, Morgan State 25, Stanford 20 1/3

QUOTING TOLBERT: "It was nice being the underdog in the race, but I knew that I had the ability to win it. I had beaten everyone in the race besides Gail Devers. I knew that if I got out of the blocks with her, I could win. I was with Gail at the fifth and sixth hurdles and I just ran my race. I did not hit a hurdle and my concentration was 100 percent throughout the race. There is electricity in the air here and the people of Oregon really support track and field well. I think it makes it easier to run with a crowd that supports the athletes.

NCAA MEN'S AND WOMEN'S OUTDOOR TRACK AND FIELD CHAMPIONSHIPS

Hayward Field -- University of Oregon  
Eugene, Ore. -- June 1-4, 1988

SAT. FINAL #15

WOMEN'S 100-METER DASH  
(Final: Saturday, 1:50 p.m.)

World Record ----- :10.76, Evelyn Ashford, United States, 1984  
American Record ----- :10.76, Evelyn Ashford, Puma TC, 1984  
Collegiate Record ----- :10.94, Diane Williams, Los Angeles State, 1983  
NCAA Meet Record ----- :11.12, Gail Devers, UCLA, 1986  
Hayward Field Record ----- :11.08, Brenda Morehead, Tennessee State, 1976  
Trials Qualifying ----- :11.60  
Olympic Qualifying ----- :11.54 (:11.3)

Top 1987 Scorers (Returnees in CAPS) -- 1. Gwen Torrence, Georgia, :11.25; 2. GAIL DEVERS, UCLA, :11.30; 3. Sheila Echols, Louisiana State, :11.41; 4. Michelle Finn, Florida State, :11.43; 5. PAULINE DAVIS, Alabama, :11.47; 6. FALILATU OGUNKOYA, Mississippi State, :11.59; 7. MARY ONYALI, Texas Southern, :11.61; 8. PAM QUALLS (now Reynolds), Washington State, :11.61.

Other Returning Placewinners -- 1986: 3. Pauline Davis, Alabama, :11.36; 6. Mary Onyali, Texas Southern, :11.40; 8. Mary Bolden, Texas, :11.60; 1985: 6. Gail Devers, UCLA, :11.83. 1984: 5. Mark Bolden, Tennessee (now competing at Texas), :11.25w.

\*\*\*\*\*

FINAL (Wind: +2.96, OVER ALLOWABLE)

1. Gail Devers, UCLA	:10.86
2. Pauline Davis, Alabama	:11.14
3. Esther Jones, Louisiana State	:11.18
4. Mary Onyali, Texas Southern	:11.19
5. Angela Williams, Seton Hall	:11.30
6. Ethlyn Tate, Morgan State	:11.36
7. Carlette Guidry, Texas	:11.36
8. Lamonda Miller, Appalachian State	:11.44

TEAM SCORING AFTER THIS EVENT: Louisiana State 47, UCLA 42, Oregon 30, Nebraska 29, Morgan State 25, Arizona State 24, Stanford 20 1/3, Alabama 20

QUOTING DEVERS: "It felt great to win but the relay felt better. I knew I had a fast time because I could not control my feet (to stop) at the end. I made some mistakes in the hurdle event, but they are correctable. I did not get out and then I hit the last hurdle on the same spot (on knee as in qualifying). In a close race, that can be the determining factors. I'm not worried because I can correct the mistakes."



NCAA MEN'S AND WOMEN'S OUTDOOR TRACK AND FIELD CHAMPIONSHIPS  
Hayward Field -- University of Oregon  
Eugene, Ore. -- June 1-4, 1988

WOMEN'S 4x400-METER RELAY  
(Final: Saturday, 4:05 p.m.)

SAT. FINAL #16

World Record ----- 3:15.92, East Germany, 1984  
American Record ----- 3:18.29, National Team, 1984  
Collegiate Record ----- 3:28.46, Florida State, 1983  
NCAA Meet Record ----- 3:28.46, Florida State, 1983  
Hayward Field Record ----- 3:28.93y, Florida State, 1984

Top 1987 Scorers (Returnees in CAPS) -- 1. Southern Cal (Myra Mayberry, Gervaise McCraw, MICHELLE TAYLOR, Leslie Maxie), 3:28.93; 2. Texas Southern (Sadie Sowunmi, Linda Eseimokumoh, Maria Usifo, MARY ONYALI), 3:29.41; 3. Louisiana State (Michele Morris, DANYEL WOFFORD, SYLVIA BRYDSON, SCHOWANDA WILLIAMS), 3:30.91; 4. UCLA (CHEWUAKII KNIGHTEN, MONICA PHILLIPS, Gayle Kellon, GAIL DEVERS), 3:32.10; 5. Tennessee (SHAWN MOORE, Robin Benjamin, CARLA McLAUGHLIN, LAVONNA MARTIN), 3:33.59; 6. Texas (Mimi King, ALTHEA THOMAS, KAROL DAVIDSON, LESLIE HARDISON), 3:36.26; 7. Prairie View (LaVonda Luckett, Jocelyn Tatum, EDITH RENFRO, Cathy Taylor), 3:36.2.

\*\*\*\*\*

FINAL

1. UCLA	3:29.82
(Monica Phillips 53.7, Gail Devers 51.4, Choo Choo Knighten 53.3, Janeene Vickers 51.4)	
2. LOUISIANA STATE	3:29.93
(Opal Cunningham 53.1, Danyel Wofford 52.9, Sylvia Brydson 52.0, Schowonda Williams 51.9)	
3. ARIZONA STATE	3:29.95
(Toinette Holmes 54.7, Maicel Malone 50.9, Jacinta Bartholomew 52.2, Tamika Foster 52.2)	
4. NEBRASKA	3:31.44
(Michelle Milling 53.9, Karen Kruger 54.5, Sharon Powell 51.6, Linetta Wilson 51.4)	
5. ILLINOIS	3:33.06
(Victoria Fulcher 53.5, Angela McClatchey 53.2, Shayla Baine 55.1, Celena Mondie 51.3)	
6. TEXAS	3:33.56
(Leslie Hardison 53.6, Carlette Guidry 52.8, Karol Davidson 54.1, Barbara Flowers 53.1)	
7. HOWARD	3:36.17
(Tisa Johnson 55.2, Lucinda Ford 55.0, Michelle Felder 51.7, Janice Kelly 54.3)	
ALABAMA	Did not start

TEAM SCORING AFTER THIS EVENT: Louisiana State 61, UCLA 58, Oregon 45, Arizona State 40, Nebraska 34, Alabama 29, Texas 27, Stanford 26 1/3

QUOTING DEVERS: "Winning the 100 felt good but winning this relay really feels good. I am a team oriented person. We took this race personally because we had lost to ASU (Arizona State) before. We know if our people got it together, we could win. We were not worried about LSU."

# NCAA MEN'S AND WOMEN'S OUTDOOR TRACK AND FIELD CHAMPIONSHIPS

Hayward Field -- University of Oregon

Eugene, Ore. -- June 1-4, 1988

Sat. Final #17

## MEN'S SHOT PUT

(Trials-Final: Saturday, 2:55 p.m.)

World Record ----- (23.06) 75- 8, Ulf Timmermann, East Germany, 1988  
 American Record ----- (22.52) 73-10 3/4, John Brenner, Mazda Track Club, 1987  
 Collegiate Record ----- (21.92) 71-11, John Brenner, UCLA, 1984  
 NCAA Meet Record ----- (21.92) 71-11, John Brenner, UCLA, 1984  
 Hayward Field Record --- (21.92) 71-11, John Brenner, UCLA, 1984  
 Trials Qualifying ----- (19.56) 64- 2 1/4  
 Olympic Qualifying ----- (19.50) 63-11 3/4

Top 1987 Scorers (Returnees in CAPS) -- 1. Garry Frank, Mississippi State, 65-3 1/4;  
 2. Jim Banich, UCLA, 64-1 1/4; 3. Marvin Lewis, Baylor, 63-6 1/4; 4. James Parman, Northeast  
 Louisiana, 61-6 1/4; 5. JOHN BENDER, Fresno State, 61-4 1/4; 6. Steve Muse, Boise State, 59-10 1/2;  
 7. Mike Schnebel, Nebraska, 59-5; 8. Mike Spiritoso, Clemson, 58-9 1/4.

Other Returning Placewinners -- 1985: 2. Soren Tallhem, Brigham Young, 68-7 1/4. 1984:  
 3. Soren Tallhem, Brigham Young, 65-3 1/4.

\*\*\*\*\*

## FINAL RESULTS

1. Mike Stulce, Texas A&M	62- 3 3/4	(18.99m)
62-3 3/4, 61-1 1/4, Foul, Foul, Foul, 59-9		
2. John Bender, Fresno State	61- 5 3/4	(18.74m)
60-1, 61-5 3/4, 60-6 3/4, 58-1 1/4, 56-10 3/4, 60-0 1/4		
3. Ed Wade, Oklahoma	60-11 1/2	(18.58m)
59-5 1/2, 60-3 3/4, 60-3 1/4, Foul, 60-1 3/4, 60-11 1/2		
4. Tom Huminik, North Carolina State	59- 7	(18.16m)
58-3, Foul, 59-7, 58-7 1/2, 56-2 1/2, 55-10 1/2		
5. C.J. Hunter, Penn State	59- 6 3/4	(18.15m)
55-7, 57-9 3/4, 57-2 3/4, 58-11 1/2, 59-6 3/4, Foul		
6. Jose deSouza, Oregon	59- 4 1/4	(18.09m)
59-4 1/4, Foul, Foul, Foul, Foul, Foul		
7. David Wilson, UCLA	58- 5 1/4	(17.81m)
58-0 1/4, 57-5 1/2, 56-8 3/4, 57-10 1/4, 58-3, 58-5 1/4		
8. Simon Williams, Southern Methodist	58- 4	(17.78m)
55-11 3/4, Foul, 58-2, 57-11 3/4, 58-4, 57-11		
9. Peter Dajia, Texas-Arlington	57- 8 1/2	(17.59m)
57-8 1/2, Foul, Foul		
10. Terry Strouf, Wisconsin-LaCrosse	57- 4 3/4	(17.49m)
56-8 3/4, Foul, 57-4 3/4		
11. Erik Johnson, Washington	57- 3	(17.46m)
57-3, Foul, Foul		
12. Brian Blutreich, UCLA	56- 2 3/4	(17.14m)
54-7 1/2, 55-3 3/4, 56-2 3/4		

TEAM SCORING AFTER THIS EVENT: UCLA 82, Texas 32, Texas A&M 28, California 26,  
 Illinois 25, Arkansas 22, Florida 22, Oregon 22

NOTE: Stulce, a freshman, doesn't turn 19 years old until July.

QUOTING STULCE: "I didn't throw as well as I would have liked. Still, I can't complain. I really didn't expect to win. I thought I would throw about like I did, but I thought it would take a lot more than that. We worked hard on my form. Randy Barnes had a lot to do with it. He really pushed me when he was training in College Station."

# NCAA MEN'S AND WOMEN'S OUTDOOR TRACK AND FIELD CHAMPIONSHIPS

Hayward Field -- University of Oregon

Eugene, Ore. -- June 1-4, 1988

*dat. Final # 18*

## MEN'S TRIPLE JUMP

(Trials-Final: Saturday, 2:25 p.m.)

World Record ----- (17.97) 58-11 1/2, Willie Banks, United States, 1985  
 American Record ----- (17.97) 58-11 1/2, Willie Banks, Los Angeles TC, 1985  
 Collegiate Record ----- (17.86) 58- 7 1/4, Charlie Simpkins, Baptist, 1985  
 NCAA Meet Record ----- (17.57) 57- 7 3/4, Keith Connor, So. Methodist, 1982  
 Hayward Field Record --- (17.36) 56-11 3/4, Mike Conley, Arkansas, 1984  
 Trials Qualifying ----- (16.30) 53- 5 3/4  
 Olympic Qualifying ----- (16.60) 54- 5 1/2

Top 1987 Scorers (Returnees in CAPS) -- 1. Frank Rutherford, Houston, 56-1; 2. KENNY HARRISON, Kansas State, 55-2 3/4; 3. Michael Hanks, Appalachian State, 54-6 1/2w; 4. Shawn Akridge, Florida, 54-6; 5. John Tillman, Tennessee, 54-4; 6. MIKE PATTON, North Carolina State, 53-11 1/4; 7. Patterson Johnson, Murray State, 53-8 1/2; 8. DUDSON HIGGINS, Alabama, 53-6 1/4.

Other Returning Placewinners -- 1986: 1. Kenny Harrison, Kansas State, 56-0; 11. Mike Patton, North Carolina State, 50-8 1/2. 1984: 11. Kenny Harrison, Kansas State, 52-3w.

\*\*\*\*\*

## FINAL RESULTS

1. Edrick Floreal, Arkansas	56- 4 3/4	(17.19m/+2.06)
56-4 3/4w, 54-4w, Pass, Foul, 54-3 3/4, 55-0 (+1.45)		
2. Warren Posey, Appalachian State	54- 7 1/4	(16.64m/+2.08)
54-7 1/4w, Foul, 52-10 1/4 (+1.39), Foul, Foul, Foul		
3. Wendell Lawrence, Boise State	54- 6 3/4	(16.63m/+2.50)
53-4 1/2w, 53-2 3/4w, 54-0w, 53-9 (+0.67), 54-6 1/2w, Pass		
4. Trevor Black, George Mason	54- 5 1/2	(16.60m/+3.08)
53-5 3/4, 53-0, 55-4 (+1.73), 54-2 1/2, 54-5 1/2w, 54-3 3/4w		
5. William Turner, North Carolina State	53-11	(16.43m/+2.02)
52-2 3/4, 53-11w, 52-3 3/4, 53-5 3/4 (+0.56), Foul, Foul		
6. Latin Berry, Oregon	53- 5 3/4	(16.30m/-2.98)
53-5 3/4, Foul, 53-1w, 53-3 1/2, Foul, Foul		
7. Johnny Washington, Texas	52- 6 1/2	(16.01m/+3.17)
51-10, 52-5 1/2, 52-5 1/2w, 52-6 (+1.99), Foul, 52-6 1/2w		
8. William Beasley, Arkansas State	52- 4 3/4	(15.97m/+0.07)
51-0, 52-4 3/4, 52-1 3/4, Foul, Pass, Pass		
9. Ron Johnson, Texas-Arlington	52- 3 3/4	(15.94m/+0.77)
52-3 3/4, 51-10, 50-9 1/4		
10. Joe Greene, Ohio State	52- 1 3/4	(15.89m/+1.37)
52-1 3/4, Foul, 49-8 1/2w		
11. James Morris, Nebraska	51- 7	(15.72m/+3.40)
49-11 1/4 (+1.69), 51-7w, 50-7 1/2w		
12. Bannon Hayes, Illinois	50- 7 1/2	(15.43m/+1.98)
49-0 1/4, 50-6 1/4, 50-7 1/2		

TEAM SCORING AFTER THIS EVENT: UCLA 82, Texas 34, Arkansas 32, Texas A&M 28, California 26, Illinois 25, Oregon 25, North Carolina State 24

# NCAA MEN'S AND WOMEN'S OUTDOOR TRACK AND FIELD CHAMPIONSHIPS

Hayward Field -- University of Oregon

Eugene, Ore. -- June 1-4, 1988

Sat. Final #19

## MEN'S HIGH JUMP

(Trials-Final: Saturday, 2:45 p.m.)

World Record ----- (2.42) 7-11 1/4, Patrik Sjöberg, Sweden, 1987  
 American Record ----- (2.37) 7- 9 1/4, Jerome Carter, Unattached, 1988  
 Thomas McCants, Unattached, 1988  
 Collegiate Record ----- (2.34) 7- 8, Dennis Lewis, Long Beach CC, 1985  
 NCAA Meet Record ----- (2.32) 7- 7 1/4, Thomas McCants, Alabama, 1985  
 Thomas Eriksson, Lamar, 1985  
 Milton Ottey, Texas-El Paso, 1982  
 Del Davis, UCLA, 1982  
 Hayward Field Record --- (2.33) 7- 7 3/4, Zhu Jianhua, China, 1984  
 Trials Qualifying ----- (2.26) 7- 5  
 Olympic Qualifying ----- (2.25) 7- 4 1/2

Top 1987 Scorers (Returnees in CAPS) -- 1. TOM SMITH, Illinois State, 7-5 3/4; 2. DOTHEL EDWARDS, Georgia, 7-5 3/4; 3. TROY KEMP, Boise State, 7-5 3/4; 4. NEAL GUIDRY, Southwestern Louisiana, 7-4 1/2; 5. Brian Brown, Northwestern State, 7-2 1/4; 6. tie, RICK NOJI, Washington, and Mark Todd, Oklahoma, 7-1; 8. DAVE SAMPSON, Brigham Young, 7-1.

Other Returning Placewinners -- 1986: 2. Greg Jones, Eastern Washington (now competing for Washington State), 7-3; 3. Dorthel Edwards, Georgia, 7-1; 12. Troy Kemp, Boise State, 6-11; 1985: 10. Greg Jones, Eastern Washington, 7-3.

\*\*\*\*\*

## FINAL RESULTS

1. Tom Smith, Illinois State 7- 7 3/4 (2.33m)  
 7-1 1/2, 7-2 1/2, 7-3 3/4, 7-5(3), 7-6, 7-7 3/4(2), 7-8 3/4(ooo)
2. Hollis Conway, Southwestern Louisiana 7- 6 (2.29m)  
 7-1 1/2p, 7-2 1/2(3), 7-3 3/4, 7-5(2), 7-6(3), 7-7 3/4(ooo)
3. Troy Kemp, Boise State 7- 5 (2.26m)  
 7-1 1/2, 7-2 1/2p, 7-3 3/4(2), 7-5(2), 7-6(ooo)
4. Brian Marshall, Stanford 7- 5 (2.26m)  
 7-1 1/2(2), 7-2 1/2(3), 7-3 3/4, 7-5(2), 7-6(ooo)
5. Greg Jones, Washington State 7- 3 3/4 (2.23m)  
 7-1 1/2, 7-2 1/2p, 7-3 3/4, 7-5(ooo)
6. Brian Brown, Northwestern State 7- 3 3/4 (2.23m)  
 7-1 1/2, 7-2 1/2(3), 7-3 3/4, 7-5(ooo)
7. Bob Sundell, Northwest Missouri State 7- 3 3/4 (2.23m)  
 7-1 1/2, 7-2 1/2p, 7-3 3/4(2), 7-5(ooo)
8. Jon Shelton, Texas 7- 3 3/4 (2.23m)  
 7-1 1/2, 7-2 1/2, 7-3 3/4(3), 7-5(ooo)
9. David Glassburn, Purdue 7- 2 1/2 (2.20m)  
 7-1 1/2(2), 7-2 1/2, 7-3 3/4(ooo)
10. Dorthel Edwards, Georgia 7- 2 1/2 (2.20m)  
 7-1 1/2p, 7-2 1/2(3), 7-3 3/4(ooo)
11. Jeff Rogers, California 7- 1 1/2 (2.17m)  
 7-1 1/2, 7-2 1/2(ooo)
12. Troy Glasgow, Georgia 7- 1 1/2 (2.17m)  
 7-1 1/2(2), 7-2 1/2(ooo)

TEAM SCORING AFTER THIS EVENT: UCLA 82, Texas 35, Arkansas 32, Texas A&M 28, California 26, Illinois 25, Oregon 25, North Carolina State 24

QUOTING SMITH: "The conditions were very good to start. I wrenched my back and then missed a few times and I had to move back to adapt to it. There were 12 guys that had gone 7-5 so I knew it was going to take a high jump to win. My first attempt at 7-8 3/4 was my best."

NCAA Decathlon Results, Second Day  
3-3-3-3-3

Sat. Final # 20

EVENT NUMBER 9

JAVELIN

	<u>Distance</u>	<u>Event Points</u>	<u>Total Points</u>
1. Mikael Olander, Louisiana State 231-8, Foul, 229-11	231- 8 (70.62m)	899	7363 ( 1)
2. Derek Huff, Arizona 187-5, 196-0, 193-11	196- 0 (59.74m)	734	7117 ( 2)
3. Rusty Hunter, Texas 156-7, 176-10, 192-6	192- 6 (58.68m)	718	6881 ( 3)
4. Knut Gundersen, Mount St. Mary's 184-2, 187-4, 182-5	187- 4 (57.10m)	694	6714 ( 7)
5. Simon Shirley, Washington State 157-6, 185-5, Pass	185- 5 (56.52m)	686	6837 ( 4)
6. Craig Branstrom, Kansas 180-4, 176-0, Foul	180- 4 (54.96m)	662	6775 ( 6)
7. Kevin McGorty, North Carolina Foul, 166-0, 177-5	177- 5 (54.08m)	649	6811 ( 5)
8. Steve Perego, Texas A&M 167-2, 176-8, 173-11	176- 8 (53.46m)	646	6100 (12)
9. Peter Hunt, Princeton 171-2, 172-3, Foul	172- 3 (52.50m)	626	6433 (10)
10. Bengt Jarlsjo, Louisiana State Foul, 155-8, 164-11	164-11 (50.26m)	592	6504 ( 9)
11. Sherman Brantley, South Carolina 162-4, 159-4, Foul	162- 4 (49.48m)	581	6349 (11)
12. Kip Janvrin, Simpson 144-4, 144-4, 138-3	144- 4 (44.00m)	500	6569 ( 8)

EVENT NUMBER 10

1,500-Meter Run

1. Peter Hunt, Princeton	4:21.90	799	7232 ( 9)
2. Kip Janvrin, Simpson	4:24.41	782	7351 ( 8)
3. Kevin McGorty, North Carolina	4:25.08	772	7588 ( 4)
4. Rusty Hunter, Texas	4:33.58	721	7602 ( 3)
5. Simon Shirley, Washington State	4:34.05	712	7549 ( 5)
6. Derek Huff, Arizona	4:39.72	682	7799 ( 2)
7. Knut Gundersen, Mount St. Mary's	4:40.00	680	7394 ( 7)
8. Craig Branstrom, Kansas	4:43.00	662	7437 ( 6)
9. Mikael Olander, Louisiana State	4:43.5	658	8021 ( 1)
10. Sherman Brantley, South Carolina	4:52.0	607	6956 (11)
11. Bengt Jarlsjo, Louisiana State	5:02.9	543	7047 (10)
Steve Perego, Texas A&M	did not start		

FINAL SCORES

1. Mikael Olander, Louisiana State	8,021
2. Derek Huff, Arizona	7,799
3. Rusty Hunter, Texas	7,602
4. Kevin McGorty, North Carolina	7,588
5. Simon Shirley, Washington State	7,549
6. Craig Branstrom, Kansas	7,437
7. Knut Gundersen, Mount St. Mary's	7,394
8. Kip Janvrin, Simpson	7,351
9. Peter Hunt, Princeton	7,232
10. Bengt Jarlsjo, Louisiana State	7,047
11. Sherman Brantley, South Carolina	6,956
Steve Perego, Texas A&M	6,100 (nine events)
Bruce Reid, Louisiana State	5,837 (seven events)
Joe Duarte, UCLA	5,164 (seven events)
Michael Davis, Brigham Young	5,125 (eight events)

NCAA MEN'S AND WOMEN'S OUTDOOR TRACK AND FIELD CHAMPIONSHIPS  
Hayward Field -- University of Oregon  
Eugene, Ore. -- June 1-4, 1988

MEN'S 4x400-METER RELAY  
(Final: Saturday, 4:20 p.m.)

Sat. Finals  
#21

World Record ----- 2:56.16, United States, 1968  
American Record ----- 2:56.16, National Team, 1968  
Collegiate Record ----- 3:00.55, UCLA, 1987  
NCAA Meet Record ----- 3:00.55, UCLA, 1987  
Hayward Field Record ----- 3:03.06y, Oklahoma, 1984

Top 1987 Scorers (Returnees in CAPS) -- 1. UCLA (ANTHONY WASHINGTON, KEVIN YOUNG, HENRY THOMAS, DANNY EVERETT), 3:00.55; 2. Southern Methodist (Harold Spells, Kevin Robinzine, CEDRIC MATTERSON, Roy Martin), 3:00.81; 3. Baylor (Darnell Chase, KEITH STANFORD, MICHAEL JOHNSON, RAYMOND PIERRE), 3:00.83; 4. Arkansas (JOHN REGISTER, MIKE CLEMMONS, LORENZO BROWN, Roddie Haley), 3:02.25; 5. Rice (ROBBY TIMMONS, PATRICK GORDON, Byron Justice, COURTNEY BROWN), 3:03.04; 6. Texas Southern (MOSES UGBISIE, JOSEPH FALAYE, GARY PERVIS, DAVID CAMPBELL), 3:03.12; 7. Texas (Laron Brown, John Patterson, SEAN KELLY, WINTHROP GRAHAM), 3:04.45; 8. Illinois (ROD TOLBERT, TIMOTHY SIMON, Kevin Brooks, LEE BRIDGES), 3:04.66; 9. Ohio State (Kelly Reed, KEEON GREGORY, ZORABA ROSS, Butch Reynolds), 3:06.91.

\*\*\*\*\*

FINAL RESULTS

- |  |         |
|--|---------|
| 1. UCLA  | 2:59.91 |
| (Collegiate Record, Meet Record, Hayward Field Record)                             |         |
| Steve Lewis 45.0, Kevin Young 44.4, Danny Everett 45.3, Henry Thomas 45.2          |         |
| 2. Florida   | 3:00.68 |
| Calvin Long 45.6, Dennis Mitchell 44.4, Timmy Johnson 45.5, Mark Everett 45.2      |         |
| 3. Prairie View A&M  | 3:06.00 |
| Charles Bruce 46.9, Felton Nails 46.6, Anthony Christie 45.9, Eric Pogue 46.6      |         |
| 4. Illinois  | 3:06.17 |
| Byron Benso 48.4, Lee Bridges 46.2, Charlton Hamer 46.9, Tim Simon 44.9            |         |
| 5. Eastern Michigan  | 3:06.21 |
| Charles Wilson 47.1, Dazel Jules 46.2, Willie Jenkins 46.9, Carl Johnson 45.9      |         |
| 6. Alabama   | 3:06.91 |
| Jack Williams 47.7, Alfonzo Henson 46.6, Pierre Goode 47.3, Larry Cantrell 46.3    |         |
| 7. Texas   | 3:07.92 |
| Quintus Hampton 47.7, Keith Wheeler 47.7, Pablo Squella 46.6, Winthrop Graham 45.9 |         |
| Baylor   | DNF     |
| Raymond Pierre, Keith Stanford, Troy Davis, Todd Thompson                          |         |

TEAM SCORING AFTER THIS EVENT: UCLA 80, Texas 32, California 26, Illinois 25, Arkansas 22, Florida 22, Northeast Louisiana 21, Texas Christian 20

QUOTING THOMAS: "I knew he (Everett) was there. I wanted to get out fast in the first 200 and discourage him, then maintain from then on. (On switch that put him on the anchor instead of Everett) Danny and Steve were in the open 400 and that takes a lot out of you. Mentally, we just wanted to take the pressure off Danny. Our first goal was to win the race, then the under 3:00.00 would come."

# NCAA MEN'S AND WOMEN'S OUTDOOR TRACK AND FIELD CHAMPIONSHIPS

Hayward Field -- University of Oregon

Eugene, Ore. -- June 1-4, 1988

Sat. Final #22

## WOMEN'S TRIPLE JUMP

(Trials-Final: Saturday, 2:30 p.m.)

World Best ----- (14.04) 46-0 3/4, Li Huirong, China, 1988  
 American Record ----- (13.85) 45-5 1/4, Sheila Hudson, California, 1987  
 Collegiate Record ----- (13.85) 45-5 1/4, Sheila Hudson, California, 1987  
 NCAA Meet Record ----- (13.78) 45-2 1/2, Sheila Hudson, California, 1987  
 Hayward Field Record --- (13.33) 43-8 3/4, Sheila Hudson, South Bay TC, 1986

1987 Top Scorers (Returnees in CAPS) -- 1. SHEILA HUDSON, California, 45-2 1/2; 2. YVETTE BATES, Southern Cal, 44-7 1/2; 3. WENDY BROWN, Southern Cal, 44-2; 4. Kathy Harrison, Georgia Tech, 43-10 1/2; 5. FLORA HYACINTH, Alabama, 43-8; 6. FELICIA CARPENTER (now Curry), Kansas State, 43-3w; 7. Renita Robinson, Nebraska, 42-2; 8. Carole Jones, Arizona, 42-0 1/2.

Other Returning Placewinners -- 1986: 2. Yvette Bates, Southern Cal, 44-6; 4. Wendy Brown, Southern Cal, 44-0 3/4; 5. Sheila Hudson, California, 43-2 1/4; 6. Felicia Carpenter, Kansas State, 42-7; 1985: 4. Wendy Brown, Southern Cal, 42-11.

\*\*\*\*\*

## FINAL

1. Sheila Hudson, California 45-8w (13.92m/+3.74)  
 43-5(+1.20), 44-5 1/2w, 44-1 1/4w, foul, 45-8w, 45-5w
2. Wendy Brown, Southern California 44-5 1/2w (13.55m/+2.77)  
 42-0 1/2(+1.79), foul, 43-10 3/4w, 44-5 1/2w, foul, foul
3. Yvette Bates, Southern California 44-2 3/4w (13.48m/+2.32)  
 43-6w, 43-11w, 43-10 1/2w, 44-2 3/4w, 43-2 1/4w, 43-11 3/4(+1.83)
4. Felicia Curry, Kansas State 42-8 1/4w (13.01m/+3.42)  
 41-10w, 42-8 1/4w, 42-6 1/4w, 41-10 3/4w, 41-7 3/4w, foul
5. Nena Gage, George Mason 42-6 3/4w (12.97m/+2.41)  
 42-2 3/4(+1.99), 40-3 1/2w, foul, 39-10 1/2w, foul, 42-6 3/4w
6. Lavern Clarke, Oklahoma State 42-5 1/2w (12.94m/+2.16)  
 41-6 1/2, 42-0 3/4(+1.70), 41-5 1/4w, 41-0 1/4w, 39-10 3/4w, 42-5 1/2w
7. Flora Hyacinth, Alabama 42-3 1/2 (12.89m/+1.28)  
 42-0 1/2w, 41-10 1/2w, 41-11 1/2w, 42-3 1/2, 42-3 1/4w, 38-9 3/4w
8. Diana Wills, Army 41-6 1/2w (12.66m/+4.66)  
 39-9 1/4, 41-2 1/4(+1.94), 41-4 1/4w, 40-10 1/2w, 41-6 1/2w, 41-1w
9. Julie Lewis, Louisiana State 40- 9w (12.42m/+4.46)  
 40-3 1/2w, foul, 40-9w
10. Yolanda Taylor, Kansas 40- 8 1/4 (12.40m/+1.25)  
 39-11 1/2, 40-8 1/4, 39-11 1/4
11. Marci Payne, Idaho State 40- 7w (12.37m/+3.71)  
 39-10w, 39-2 1/2w, 40-7w
12. Laketa Ziegler, Auburn 38- 9 3/4 (11.83m/+0.77)  
 37-11 1/2, 36-1 1/4, 38-9 3/4

TEAM SCORING AFTER THIS EVENT: Louisiana State 61, UCLA 58, Oregon 45, Arizona State 40, Nebraska 34, Alabama 31, Southern California 29, Texas 27

QUOTING HUDSON: "I didn't want to wait 'till the last jump to win it. All my jumps were easy today and the winning one felt real strong. It took the pressure off early to have some good jumps early. I didn't with want to leave here without a NCAA title. The crowd here is always friendly and encouraging and that really helps. I was feeling the pressure from Wendy (Brown) and Yvette (Bates) the whole time."

1988 NCAA OUTDOOR TRACK AND FIELD CHAMPIONSHIPS

RECORDS SET OR EQUALLED

COLLEGIATE (4)

Men's 200-Meter Dash: Lorenzo Daniel, Mississippi State, :19.87. Old mark, :19.93, Daniel, 1988.

Men's 4x400-Meter Relay: UCLA (Steve Lewis, Kevin Young, Danny Everett, Henry Thomas), 2:59.91. Old mark, 3:00.55, UCLA, 1987.

Women's 3000-Meter Run: Vicki Huber, Villanova, 8:47.35. Old mark, 8:49.64, Cathy Branta, Wisconsin, 1985.

Women's 10,000-Meter Run: Sylvia Mosqueda, Cal State-Los Angeles, 32:28.57. Old mark, 32:32.75, Stephanie Herbst, Wisconsin, 1986.

NCAA MEET RECORDS (9, plus one tie)

Men's 100-Meter Dash: Joe DeLoach, Houston, :10.03. Equals mark set by Stanley Floyd, Houston, 1982.

Men's 200-Meter Dash: Lorenzo Daniel, Mississippi State, :19.87. Old mark, :20.15, Mike Miller, Tennessee, 1982.

Men's 400-Meter Hurdles: Kevin Young, UCLA, :47.85. Old mark, :48.33, Danny Harris, Iowa State, 1984.

Men's 4x400-Meter Relay: UCLA (Steve Lewis, Kevin Young, Danny Everett, Henry Thomas), 2:59.91. Old mark, 3:00.55, UCLA, 1987.

Men's High Jump: Tom Smith, Illinois State, 7-7 3/4. Old mark, 7-7 1/4, Thomas McCants, Alabama, 1985; Thomas Eriksson, Lamar, 1985; Milton Ottey, Texas-El Paso, 1982 and Del Davis, UCLA, 1982.

Women's 3000-Meter Run: Vicki Huber, Villanova, 8:47.35. Old mark, 8:54.41, Vicki Huber, Villanova, 1987.

Women's 5000-Meter Run: Annette Hand, Oregon, 15:38.47. Old mark, 15:39.38, Patti Sue Plumer, Stanford, 1984.

Women's 10,000-Meter Run: Sylvia Mosqueda, Cal State-Los Angeles, 32:28.57. Old mark, 32:32.75, Stephanie Herbst, Wisconsin, 1986.

Women's 100-Meter Hurdles: Lynda Tolbert, Arizona State, :12.82. Old mark, :12.84, Benita Fitzgerald, Tennessee, 1983.



HAYWARD FIELD RECORDS (7 plus one tie)

Men's 100-Meter Dash: Joe DeLoach, Houston, :10.03. Old mark, :10.07, Clancy Edwards, Southern California, 1978.

Men's 200-Meter Dash: Lorenzo Daniel, Mississippi State, :19.87. Old mark, :20.10, Millard Hampton, San Jose CC, 1976.

Men's 400-Meter Hurdles: Kevin Young, UCLA, :47.85. Old mark, :47.90, Edwin Moses, Utopia International, 1980.

Men's 4x100-Meter Relay: Texas A & M (Lawrence Felton, Derrick Florence, Andre Cason, Stanley Kerr), :38.71 (trials). Old mark, :39.39, Georgia, 1984.

Men's 4x400-Meter Relay: UCLA (Steve Lewis, Kevin Young, Danny Everett, Henry Thomas), 2:59.91. Old mark, 3:03.06 (yard), Oklahoma, 1984.

Men's High Jump: Tom Smith, Illinois State, 7-7 3/4 (2.33). Equals mark set by Zhu Jianhua, China, 1984.

Women's 100-Meter Hurdles: Lynda Tolbert, Arizona State, :12.82. Old mark, :12.90, Stephanie Hightower, Ohio State, 1980.

Women's 4x100-Meter Relay: Arizona State (Lynda Tolbert, Tamika Foster, Maicel Malone, Jacinta Bartholomew), :43.58 (trials). Old mark, :43.72, Florida State, 1984.

## NCAA MEN'S AND WOMEN'S OUTDOOR TRACK AND FIELD CHAMPIONSHIPS

Hayward Field -- University of Oregon

Eugene, Ore. -- June 1-4, 1988

Revised

not final JUB

FINAL MEN'S TEAM SCORING

1. UCLA	82	35. Baylor	8
2. Texas	41	Brigham Young	8
3. Arkansas	32	Brown	8
4. Texas A&M	28	Iowa	8
5. California	26	Purdue	8
Louisiana State	26	Southwestern Louisiana	8
7. Illinois	25	Yale	8
Oregon	25	Penn State	8
9. North Carolina State	24	43. Wisconsin	7
10. Florida	22	44. Kansas	6 1/2
11. Northeast Louisiana	21	45. Arizona State	6
12. Texas Christian	20	Auburn	6
13. Washington State	19 1/2	Indiana State	6
14. Arizona	18	Dartmouth	6
15. Clemson	17	-Prairie View A&M	6
Houston	17	50. Georgetown	5
17. Georgia Tech	14	George Mason	5
Texas Southern	14	Manhattan	5
Indiana	14	Southern Illinois	5
20. Boise State	12	54. Washington	4
Eastern Michigan	12	55. Alabama	3
Fresno State	12	Weber State	3
23. Mississippi State	11	Boston University	3
Arkansas State	11	East Carolina	3
25. Kansas State	10	California-Irvine	3
Michigan	10	60. Eastern Illinois	3
Virginia	10	Kent State	2
Oregon State	10	Villanova	2
Illinois State	10	Army	2
North Carolina	10	Eastern Illinois	2
Oklahoma	10	65. Southern Methodist	1
32. Stanford	9	Iona	1
Southern California	9		
Northwestern State	9		

NCAA MEN'S AND WOMEN'S OUTDOOR TRACK AND FIELD CHAMPIONSHIPS  
Hayward Field-Stevenson Track -- University of Oregon  
Eugene, Ore. -- June 1-4, 1988

FINAL WOMEN'S TEAM SCORES

- |                              |                          |
|------------------------------|--------------------------|
| 1. Louisiana State 61        | 39. Houston 4            |
| 2. UCLA 58                   | Indiana 4                |
| 3. Oregon 45                 | North Carolina 4         |
| 4. Arizona State 40          | Seton Hall 4             |
| 5. Nebraska 34               | 43. Arkansas State 3     |
| 6. Alabama 31                | Eastern Michigan 3       |
| 7. Southern California 29    | Kentucky 3               |
| 8. Texas 27                  | Virginia 3               |
| 9. Stanford 26 1/3           | 47. Arizona 2            |
| 10. Washington 26            | California-Irvine 2      |
| 11. Morgan State 25          | Howard 2                 |
| 12. Purdue 18 1/3            | Kansas 2                 |
| 13. George Mason 18          | Rice 2                   |
| Wisconsin 18                 | West Virginia 2          |
| 15. Texas Southern 17        | Yale 2                   |
| Villanova 17                 | 42. Alabama-Birmingham 1 |
| 17. California 16            | Appalachian State 1      |
| Illinois 16                  | Bowling Green State 1    |
| 19. Texas-El Paso 15         | Brigham Young 1          |
| 20. Cal State-Los Angeles 13 | Minnesota 1              |
| 21. Tennessee 12             | Nevada-Las Vegas 1       |
| 22. Oklahoma State 11        | Ohio State 1             |
| 23. Temple 10 1/3            |                          |
| 24. Idaho State 10           |                          |
| Washington State 10          |                          |
| 26. Boise State 8            |                          |
| Fresno State 8               |                          |
| Missouri 8                   |                          |
| 29. Florida 7                |                          |
| 30. Eastern Kentucky 5       |                          |
| Florida State 5              |                          |
| Iowa State 5                 |                          |
| Kansas State 5               |                          |
| Maryland 5                   |                          |
| Michigan 5                   |                          |
| Mississippi State 5          |                          |
| North Carolina State 5       |                          |
| Texas A&M 5                  |                          |