

**FSU TRACK & FIELD**

# **Terry Long FSU Relays**

**March 26-27, 2026 • Tallahassee, Florida**









**FINAL STATISTICS**



RESULTS

RECORDS

Results

PLACE	ATHLETE	RESULT	HEAT	LN/POS
1	 <b>Daneil Wright</b> Florida [Fr]	50.76	1 (1)	4
2	 <b>Noah Langford</b> Unattached	51.37	1 (2)	6
3	 <b>Nieko Garnes</b> South Alabama [Fr]	51.83	1 (3)	7
4	 <b>Aaron Jones</b> Georgia Tech [Fr]	52.50	1 (4)	3
5	 <b>Bo Webb</b> South Alabama [Sr]	53.89	1 (5)	8
6	 <b>Omari Taylor</b> South Alabama [Jr]	55.20	2 (1)	7
7	 <b>Kelvin Jones</b> South Alabama [Fr]	56.42	2 (2)	4
8	 <b>Edrich Alblas</b> Troy [Jr]	56.85	2 (3)	6



## Men's 4x100

RESULTS

RECORDS

## Section-by-Section

## Heat 1

PL	ATHLETE	MARK	LN/POS
1 (1)	 <b>Florida State</b> Florida State	<b>39.19</b>	<b>5</b>
2 (2)	 <b>Unattached Relay</b> Unattached Relay	<b>40.82</b>	<b>3</b>
DNF	 <b>Troy</b> Troy		<b>6</b>






# Men's High Jump

## RESULTS

## RECORDS

### Results

*Starting Height; Progression:*

PLACE	ATHLETE	RESULT	1.80 5-10 ¾	1.85 6-0 ¾	1.90 6-2 ¾	1.95 6-4 ¾	2.00 6-6 ¾	2.05 6-8 ¾	2.10 6-10 ¾	2.15 7-0 ½	2.20 7-2 ½
1	 <b>Jonathan Henderson</b> South Alabama [So]	<b>2.00</b> 6-6 ¾	---	---	---	---	XO	---	XXX		
2	 <b>Omar Arnaout</b> Georgia Tech [Sr]	<b>1.90</b> 6-2 ¾	---	---	0	XXX					
2	 <b>Paul Rowden</b> Florida A&M [Sr]	<b>1.90</b> 6-2 ¾	---	---	0	XXX					
4	 <b>Reece Rizzo</b> Virginia Tech [Fr]	<b>1.90</b> 6-2 ¾	---	0	XXO	XXX					
	 <b>Randell Pompey</b> Florida A&M [So]	<b>NH</b>	---	---	XXX						




## Men's Pole Vault

## RESULTS

## RECORDS

## Results

Starting Height;; Progression:

PLACE	ATHLETE	RESULT	4.78 15-8 ¼	4.93 16-2	5.08 16-8	5.31 17-5	POS
1	 <b>Terek Logan</b> South Alabama [So]	<b>5.08</b> 16-8	---	---	0	XXX	1-2
2	 <b>Grayson Venezia</b> South Alabama [So]	<b>4.78</b> 15-8 ¼	XO	XXX			1-1
	 <b>Will Fredrick</b> South Alabama [So]	<b>NH</b>	---	---	XXX		1-4







## Men's Long Jump

## RESULTS

## RECORDS

## Results

Top 9 advance to final

PLACE	ATHLETE	RESULT	1ST	2ND	3RD	4TH	5TH	6TH
1	 <b>Luke Stradley</b> Florida [Fr]	<b>7.69</b> 25-2 ¾ w: 0.6	<b>7.69</b> 25-2.76 w: 0.6	7.61 24-11.61 w: -0.3	X w: -0.1	5.65 18-6.44 w: 0.5	X	X
2	 <b>Justin Woulard</b> Florida State [Fr]	<b>7.49</b> 24-7 w: 0.7	7.18 23-6.68 w: 1.2	<b>7.49</b> 24-6.88 w: 0.7	X	7.37 24-2.16 w: 0.4	5.83 19-1.53 w: 0.1	7.28 23-10.61 w: -0.3
3	 <b>Malik Humphrey</b> Troy [Fr]	<b>7.34</b> 24-1 w: 0.3	7.05 23-1.56 w: 0.4	5.56 18-2.90 w: 0.1	<b>7.34</b> 24-0.98 w: 0.3	X	7.16 23-5.89 w: -0.3	7.17 23-6.28
4	 <b>Kavon Hill</b> Troy [Fr]	<b>7.01</b> 23-0 w: 0.4	6.81 22-4.11 w: 0.8	<b>7.01</b> 22-11.98 w: 0.4	6.70 21-11.78 w: -0.2	6.91 22-8.05 w: 0.3	X w: -0.4	6.64 21-9.42 w: -1.0
5	 <b>Stuart Pirtle</b> Virginia Tech [Fr]	<b>6.94</b> 22-9 ¼ w: -0.3	6.66 21-10.21 w: 0.6	6.42 21-0.76 w: 0.2	X	X	6.94 22-9.23 w: -0.3	6.45 21-1.94 w: -0.1
6	 <b>Jayden Dougherty</b> Unattached	<b>6.46</b> 21-2 ½ w: 0.0	6.26 20-6.46 w: 1.0	-	-	6.46 21-2.33 w: 0.0	6.26 20-6.46 w: -0.1	X w: -0.6




## Men's Shot Put

## RESULTS

## RECORDS

## Results

Top 9 advance to final


PLACE	ATHLETE	RESULT	1ST	2ND	3RD	4TH	5TH	6TH	POS
1	 <b>Despiro Wray</b> Florida State [Fr]	<b>18.25</b> 59-10 ½	16.12 52-10 ¾ Pl: 2	17.08 56-0 ½ Pl: 2	<b>18.25</b> 59-10 ½ Pl: 1	F Pl: 1	17.07 56-0 Pl: 1	16.86 55-3 ¾ Pl: 1	1-11
2	 <b>Shamar Reid</b> Florida State [Jr]	<b>18.16</b> 59-7	F	17.84 58-6 ½ Pl: 1	17.17 56-4 Pl: 2	17.39 57-0 ¾ Pl: 2	<b>18.16</b> 59-7 Pl: 2	17.78 58-4 Pl: 2	1-10
3	 <b>Samuel Mika</b> South Alabama [Sr]	<b>16.98</b> 55-8 ½	16.43 53-11 Pl: 1	15.87 52-0 ¾ Pl: 3	16.85 55-3 ½ Pl: 3	F Pl: 3	<b>16.98</b> 55-8 ½ Pl: 3	16.54 54-3 ¼ Pl: 3	1-9
4	 <b>Darius Sylvester</b> Troy [So]	<b>16.85</b> 55-3 ½	15.83 51-11 ¼ Pl: 3	15.57 51-1 Pl: 4	16.48 54-1 Pl: 4	15.46 50-8 ¾ Pl: 4	15.58 51-1 ½ Pl: 4	16.85 55-3 ½ Pl: 4	1-6
5	 <b>Joshua Acker</b> South Alabama [So]	<b>15.62</b> 51-3	15.30 50-2 ½ Pl: 4	<b>15.62</b> 51-3 Pl: 5	F Pl: 5	F Pl: 5	F Pl: 5	F Pl: 5	1-7
6	 <b>Bryce Webb</b> Florida A&M [So]	<b>14.46</b> 47-5 ¼	14.46 47-5 ¼ Pl: 5	14.38 47-2 ¼ Pl: 6	F Pl: 6	14.34 47-0 ¾ Pl: 6	13.55 44-5 ½ Pl: 6	14.08 46-2 ½ Pl: 6	1-5
7	 <b>Connor Munn</b> Thomas (Ga.) [Jr]	<b>13.45</b> 44-1 ½	13.28 43-7 Pl: 6	12.41 40-8 ¾ Pl: 7	<b>13.45</b> 44-1 ½ Pl: 7	12.82 42-0 ¾ Pl: 7	13.03 42-9 Pl: 7	12.37 40-7 Pl: 7	1-4
8	 <b>Deshaun Williams</b> USSU [So]	<b>13.40</b> 43-11 ¾	F	F	<b>13.40</b> 43-11 ¾ Pl: 8	F Pl: 8	F Pl: 8	F Pl: 8	1-2
9	 <b>Jasper Nero</b> USSU [So]	<b>13.07</b> 42-10 ¾	12.89 42-3 ½ Pl: 7	12.12 39-9 ¾ Pl: 8	12.64 41-5 ¾ Pl: 9	F Pl: 9	F Pl: 9	<b>13.07</b> 42-10 ¾ Pl: 9	1-1
10	 <b>Jadon Parker</b> Thomas (Ga.) [Fr]	<b>12.12</b> 39-9 ¾	12.12 39-9 ¾ Pl: 8	F Pl: 9	F Pl: 10	P Pl: 10	P Pl: 10	P Pl: 10	1-3

RESULTS

RECORDS

Results

Top 9 advance to final

PLACE	ATHLETE	RESULT	1ST	2ND	3RD	4TH	5TH	6TH
1	 <b>Basel Abosina</b> Florida [Fr]	<b>66.20</b> 217-2	65.16 213-9 Pl: 1	X Pl: 1	X Pl: 1	X Pl: 1	66.12 216-11 Pl: 1	66.20 217-2 Pl: 1
2	 <b>Tahir Hines</b> Georgia Tech [So]	<b>64.50</b> 211-7	58.87 193-1 Pl: 2	60.77 199-4 Pl: 2	60.93 199-11 Pl: 2	61.01 200-2 Pl: 2	X Pl: 2	64.50 211-7 Pl: 2
3	 <b>Reuben Booyesen</b> South Alabama [Jr]	<b>60.51</b> 198-6	52.70 172-11 Pl: 8	59.91 196-6 Pl: 3	60.51 198-6 Pl: 3	X Pl: 3	58.92 193-4 Pl: 3	X Pl: 3
4	 <b>Samuel Mika</b> South Alabama [Sr]	<b>58.81</b> 192-11	57.29 187-11 Pl: 4	56.65 185-10 Pl: 6	58.81 192-11 Pl: 4	55.66 182-7 Pl: 4	X Pl: 4	57.36 188-2 Pl: 4
5	 <b>Ezekiel Salama</b> Florida A&M [Sr]	<b>58.34</b> 191-5	58.34 191-5 Pl: 3	54.81 179-10 Pl: 4	56.87 186-7 Pl: 5	53.99 177-1 Pl: 5	X Pl: 5	X Pl: 5
6	 <b>Cooper Crowell</b> Florida State [Jr]	<b>57.89</b> 189-11	55.11 180-9 Pl: 5	57.89 189-11 Pl: 5	X Pl: 6	53.31 174-11 Pl: 6	X Pl: 6	X Pl: 6
7	 <b>Joshua Acker</b> South Alabama [Jr]	<b>55.51</b> 182-1	53.04 174-0 Pl: 7	X Pl: 8	55.51 182-1 Pl: 7	X Pl: 7	54.97 180-4 Pl: 7	X Pl: 7
8	 <b>Tayjo Opong</b> Troy [Sr]	<b>54.82</b> 179-10	54.82 179-10 Pl: 6	54.22 177-11 Pl: 7	X Pl: 8	X Pl: 8	X Pl: 8	X Pl: 8
9	 <b>Derrick Goll</b> Troy [So]	<b>52.50</b> 172-3	52.50 172-3 Pl: 9	X Pl: 9	49.39 162-0 Pl: 9	51.53 169-0 Pl: 9	X Pl: 9	52.07 170-10 Pl: 9
10	 <b>Mose Piper</b> South Alabama [Jr]	<b>45.54</b> 149-5	X	X	45.54 149-5 Pl: 10			
11	 <b>Hunter Hall</b> USSU [Jr]	<b>43.82</b> 143-9	39.06 128-2 Pl: 10	39.30 128-11 Pl: 11	43.82 143-9 Pl: 11			
12	 <b>Jasper Nero</b> USSU [So]	<b>39.84</b> 130-8	X	39.84 130-8 Pl: 10	X Pl: 12			









## Women's 400m Hurdles

RESULTS

RECORDS

## Results

PLACE	ATHLETE	RESULT	HEAT
1	 <b>Aaliyah Murphy</b> Troy [So]	<b>59.17</b>	1 (1)
2	 <b>Sarah Noel</b> Georgia Tech [So]	<b>1:01.89</b>	1 (2)
3	 <b>Kiyah Boyd</b> Florida A&M [Fr]	<b>1:03.12</b>	1 (3)
4	 <b>Ma'Nia Tidwell</b> Florida A&M [Jr]	<b>1:03.76</b>	1 (4)
5	 <b>Kayden Engel</b> South Alabama [Jr]	<b>1:04.12</b>	1 (5)
6	 <b>Hailey Padgett</b> South Alabama [Fr]	<b>1:06.69</b>	1 (6)








## Section-by-Section

## Heat 1

PL	ATHLETE	MARK	LN/POS
1 (1)	 <b>Florida State</b> Florida State	<b>44.09</b>	5
2 (2)	 <b>Troy</b> Troy	<b>45.40</b>	7
3 (3)	 <b>Florida A&amp;M</b> Florida A&M	<b>45.68</b>	4
4 (4)	 <b>Georgia Tech</b> Georgia Tech	<b>46.21</b>	6




**Results**

*Starting Height;; Progression:*

PLACE	ATHLETE	RESULT	1.52 4-11 <sup>3</sup> / <sub>4</sub>	1.57 5-1 <sup>3</sup> / <sub>4</sub>	1.62 5-3 <sup>3</sup> / <sub>4</sub>	1.67 5-5 <sup>3</sup> / <sub>4</sub>	1.72 5-7 <sup>3</sup> / <sub>4</sub>
1	 <b>Kendall Ward</b> Georgia Tech [Jr]	<b>1.67</b> 5-5 <sup>3</sup> / <sub>4</sub>	---	0	0	0	XXX
2	 <b>Kayden Engel</b> South Alabama [Jr]	<b>1.67</b> 5-5 <sup>3</sup> / <sub>4</sub>	---	---	0	XO	XXX
3	 <b>Kelsey Chambers</b> Georgia Tech [Jr]	<b>1.67</b> 5-5 <sup>3</sup> / <sub>4</sub>	---	0	0	XXO	XXX
4	 <b>Aseye Srigboh</b> Georgia Tech [Fr]	<b>1.67</b> 5-5 <sup>3</sup> / <sub>4</sub>	0	0	XO	XXO	XXX
5	 <b>Lorelai Filosa</b> Florida State [Fr]	<b>1.62</b> 5-3 <sup>3</sup> / <sub>4</sub>	0	0	0	XXX	
	 <b>Vega Kaagstroem</b> Troy [So]	<b>NH</b>	XXX				
	 <b>Jah'kyla Morton</b> Florida A&M [Fr]	<b>NH</b>	---	XXX			

Results

*Starting Height; Progression:*







PLACE	ATHLETE	RESULT	3.40 11-1 3/4	3.55 11-7 3/4	3.70 12-1 1/2	3.85 12-7 1/2	4.05 13-3 1/2
1	 <b>Diana Goodman</b> South Alabama [Sr]	<b>3.85</b> 12-7 1/2	---	0	0	0	XXX
2	 <b>Nicole Shepherd</b> Unattached	<b>3.70</b> 12-1 1/2	0	0	0	XXX	
3	 <b>Brooklyn Saparto</b> South Alabama [So]	<b>3.70</b> 12-1 1/2	0	XO	XO	XXX	

RESULTS

RECORDS

**Results**

*Top 9 advance to final*

PLACE	ATHLETE	RESULT	1ST	2ND	3RD	4TH	5TH	6TH	POS
1	 <b>Kaitlyn Cook</b> Virginia Tech [So]	<b>6.05</b> 19-10 ¼ w: 1.0	X w: 0.3	X w: 0.4	<b>6.05</b> 19-10 ¼ w: 1.0 Pl: 1	<b>5.75</b> 18-10 ½ w: -0.4 Pl: 1	<b>5.57</b> 18-3 ¼ w: -0.4 Pl: 1	X w: -0.6 Pl: 1	1-5
2	 <b>Me'Yauney Peoples</b> Florida State [So]	<b>6.03</b> 19-9 ½ w: 1.3	<b>6.03</b> 19-9 ½ w: 1.3 Pl: 1	X w: 0.6 Pl: 1	X w: 0.0 Pl: 2	<b>5.90</b> 19-4 ¾ w: 0.6 Pl: 2	X w: -0.6 Pl: 2	<b>5.36</b> 17-7 w: -0.2 Pl: 2	1-3
3	 <b>Azharia Jones</b> Florida State [So]	<b>5.65</b> 18-6 ½ w: -0.4	X w: 0.1	X w: 0.6	<b>5.53</b> 18-1 ¾ w: 0.3 Pl: 4	<b>5.65</b> 18-6 ½ w: -0.4 Pl: 3	X w: -0.1 Pl: 3	X w: -0.2 Pl: 3	1-7
4	 <b>Lilly Ver Beek</b> Virginia Tech [Fr]	<b>5.62</b> 18-5 ¼ w: 0.1	X w: 1.0	X w: 0.7	<b>5.26</b> 17-3 ¼ w: -0.1 Pl: 6	X w: 0.2 Pl: 6	<b>5.62</b> 18-5 ¼ w: 0.1 Pl: 4	X w: -0.5 Pl: 4	1-6
5	 <b>Leshawn Clifford</b> Troy [Fr]	<b>5.55</b> 18-2 ½ w: 0.5	<b>4.79</b> 15-8 ¾ w: 1.2 Pl: 2	X w: 0.8 Pl: 3	<b>5.55</b> 18-2 ½ w: 0.5 Pl: 3	<b>3.92</b> 12-10 ½ w: 1.5 Pl: 4	X w: -0.2 Pl: 5	<b>5.54</b> 18-2 ¼ w: -0.1 Pl: 5	1-2
6	 <b>Zekira Snow</b> Florida A&M [Jr]	<b>5.51</b> 18-1 w: -0.4	X w: 0.6	<b>5.47</b> 17-11 ½ w: 0.2 Pl: 2	<b>5.51</b> 18-1 w: -0.4 Pl: 5	- Pl: 5	- Pl: 6	- Pl: 6	1-4








## Women's Shot Put

## RESULTS

## RECORDS

## Results

Top 9 advance to final








PLACE	ATHLETE	RESULT	1ST	2ND	3RD	4TH	5TH	6TH
1	 <b>Nafy Thiam</b> Florida State [Fr]	<b>16.82</b> 55-2 $\frac{1}{4}$	14.44 47-4 $\frac{1}{2}$ Pl: 1	16.82 55-2 $\frac{1}{4}$ Pl: 1	15.42 50-7 $\frac{1}{4}$ Pl: 1	15.57 51-1 Pl: 1	15.51 50-10 $\frac{3}{4}$ Pl: 1	F Pl: 1
2	 <b>Kaitlyn Bullock</b> Florida State [Fr]	<b>14.58</b> 47-10	12.95 42-6 Pl: 3	13.39 43-11 $\frac{1}{4}$ Pl: 2	12.63 41-5 $\frac{1}{4}$ Pl: 4	13.70 44-11 $\frac{1}{2}$ Pl: 4	13.33 43-8 $\frac{3}{4}$ Pl: 4	14.58 47-10 Pl: 2
3	 <b>Dawson Wright</b> South Alabama [So]	<b>13.88</b> 45-6 $\frac{1}{2}$	13.38 43-10 $\frac{3}{4}$ Pl: 2	F Pl: 3	13.88 45-6 $\frac{1}{2}$ Pl: 2	F Pl: 2	F Pl: 2	13.07 42-10 $\frac{3}{4}$ Pl: 3
4	 <b>Logan Nienaber</b> South Alabama [Fr]	<b>13.80</b> 45-3 $\frac{1}{2}$	12.70 41-8 Pl: 4	12.63 41-5 $\frac{1}{4}$ Pl: 4	13.77 45-2 $\frac{1}{4}$ Pl: 3	13.80 45-3 $\frac{1}{2}$ Pl: 3	13.52 44-4 $\frac{1}{4}$ Pl: 3	13.19 43-3 $\frac{1}{4}$ Pl: 4
5	 <b>Akasha Dudley</b> South Alabama [Fr]	<b>13.40</b> 43-11 $\frac{3}{4}$	F	F	13.08 42-11 Pl: 5	12.95 42-6 Pl: 5	F Pl: 5	13.40 43-11 $\frac{3}{4}$ Pl: 5
6	 <b>Flora Dupans</b> South Alabama [Sr]	<b>12.85</b> 42-2	12.53 41-1 $\frac{1}{2}$ Pl: 5	F Pl: 5	12.85 42-2 Pl: 6	F Pl: 6	F Pl: 6	12.72 41-8 $\frac{3}{4}$ Pl: 6
7	 <b>Line Svare</b> Unattached	<b>11.94</b> 39-2 $\frac{1}{4}$	11.94 39-2 $\frac{1}{4}$ Pl: 6	F Pl: 6	F Pl: 7	F Pl: 7	F Pl: 7	F Pl: 7

RESULTS

RECORDS

**Results**

*Top 9 advance to final*






PLACE	ATHLETE	RESULT	1ST	2ND	3RD	4TH	5TH	6TH	POS
1	 <b>Imani Washington</b> Florida [Sr]	<b>62.08</b> 203-8	59.50 195-2 Pl: 1	X Pl: 1	60.42 198-3 Pl: 1	58.17 190-10 Pl: 1	<b>62.08</b> 203-8 Pl: 1	X Pl: 1	1-7
2	 <b>Iyana Johnson</b> South Alabama [Sr]	<b>58.74</b> 192-8	X	57.62 189-0 Pl: 2	<b>58.74</b> 192-8 Pl: 2	57.99 190-3 Pl: 2	55.40 181-9 Pl: 2	56.08 184-0 Pl: 2	1-6
3	 <b>Flora Dupans</b> South Alabama [Sr]	<b>53.91</b> 176-10	X	43.71 143-5 Pl: 5	51.90 170-3 Pl: 4	<b>53.91</b> 176-10 Pl: 3	51.32 168-4 Pl: 3	X Pl: 3	1-4
4	 <b>Zianna Curtis</b> Florida State [So]	<b>52.85</b> 173-4	X	X	52.54 172-4 Pl: 3	51.25 168-1 Pl: 4	X Pl: 4	<b>52.85</b> 173-4 Pl: 4	1-3
5	 <b>Akasha Dudley</b> South Alabama [Fr]	<b>52.43</b> 172-0	44.77 146-10 Pl: 2	47.69 156-5 Pl: 3	X Pl: 5	<b>52.43</b> 172-0 Pl: 5	51.80 169-11 Pl: 5	49.66 162-11 Pl: 5	1-5
6	 <b>Dawson Wright</b> South Alabama [So]	<b>46.53</b> 152-8	X	44.50 146-0 Pl: 4	<b>46.53</b> 152-8 Pl: 6	X Pl: 6	X Pl: 6	46.36 152-1 Pl: 6	1-2
7	 <b>Logan Nienaber</b> South Alabama [Fr]	<b>40.11</b> 131-7	X	X	36.38 119-4 Pl: 7	<b>40.11</b> 131-7 Pl: 7	39.21 128-7 Pl: 7	X Pl: 7	1-1

RESULTS

RECORDS

**Results**

*Top 9 advance to final*



















PLACE	ATHLETE	RESULT	1ST	2ND	3RD	4TH	5TH	6TH
1	 <b>Alexa Schwartz</b> Florida State [Fr]	<b>55.17</b> 181-0	47.01 154-2 Pl: 1	53.21 174-7 Pl: 1	51.65 169-5 Pl: 1	50.50 165-8 Pl: 1	X Pl: 1	55.17 181-0 Pl: 1
2	 <b>Ava Wheaton</b> South Alabama [Jr]	<b>45.81</b> 150-3	X	X	42.36 139-0 Pl: 2	45.81 150-3 Pl: 2	44.54 146-1 Pl: 2	45.61 149-7 Pl: 2
3	 <b>Pauline Bikembo</b> Florida [So]	<b>45.74</b> 150-1	41.91 137-6 Pl: 2	42.20 138-5 Pl: 2	38.70 127-0 Pl: 3	45.74 150-1 Pl: 3	42.15 138-3 Pl: 3	44.19 144-11 Pl: 3
4	 <b>Whitney Clark</b> Troy [Jr]	<b>39.38</b> 129-2	38.69 126-11 Pl: 3	36.10 118-5 Pl: 3	38.17 125-2 Pl: 4	36.41 119-5 Pl: 5	35.93 117-10 Pl: 5	39.38 129-2 Pl: 4
5	 <b>Abby Elmore</b> Florida [So]	<b>38.89</b> 127-7	37.06 121-7 Pl: 4	38.10 125-0 Pl: 4	37.15 121-10 Pl: 5	38.89 127-7 Pl: 4	37.79 123-11 Pl: 4	36.95 121-2 Pl: 5

## Men's 100m

## RESULTS

## RECORDS























## Results

PLACE	ATHLETE	RESULT	WIND	HEAT	LN/POS
1	 <b>Cameron Crump</b> Unattached	<b>10.20</b>	1.6 m/s	1 (1)	6
2	 <b>Jaden Wiley</b> Florida [So]	<b>10.25</b>	1.6 m/s	1 (2)	4
3	 <b>Trenton Howard</b> Florida [So]	<b>10.30</b>	1.6 m/s	1 (3)	2
4	 <b>Almond Small</b> Florida [Fr]	<b>10.39</b>	1.6 m/s	1 (4)	3
5	 <b>Trevaughn Stewart</b> Unattached	<b>10.54</b> 10.531	1.6 m/s	1 (5)	8
6	 <b>Travis Massey</b> Troy [Sr]	<b>10.54</b> 10.533	0.5 m/s	4 (1)	4
7	 <b>Evan Brown</b> Florida A&M [Jr]	<b>10.54</b> 10.538	1.3 m/s	3 (1)	5
8	 <b>Dubem Amah</b> Unattached	<b>10.56</b>	0.5 m/s	4 (2)	5
9	 <b>Frankleen Newah-Jarfoi</b> Florida A&M [So]	<b>10.58</b>	-0.1 m/s	2 (1)	4
10	 <b>Justin Woulard</b> Florida State [Fr]	<b>10.62</b>	-0.1 m/s	2 (2)	5
11	 <b>Michael Eady</b> Troy [Sr]	<b>10.66</b>	1.6 m/s	1 (6)	7
12	 <b>Avery Childress</b> South Alabama [Sr]	<b>10.72</b>	1.3 m/s	3 (2)	6
13	 <b>Caleb Hewitt</b> Unattached	<b>10.84</b>	-0.1 m/s	2 (3)	7
14	 <b>Adrian Cardero</b> Florida State [Fr]	<b>10.91</b>	1.3 m/s	3 (3)	7
15	 <b>Alex Johnson</b> South Alabama [So]	<b>10.98</b>	-0.1 m/s	2 (4)	3
16	 <b>Josiah Gaynor</b> Florida A&M [So]	<b>11.06</b>	1.3 m/s	3 (4)	3
17	 <b>Jayson Evans</b> Thomas (Ga.) [Fr]	<b>11.14</b>	1.3 m/s	3 (5)	8
18	 <b>Aaron Wilson</b> Thomas (Ga.) [Jr]	<b>12.33</b>	0.5 m/s	4 (3)	6

## RESULTS

## RECORDS







## Results

PLACE	ATHLETE	RESULT	WIND	HEAT	LN/POS
1	 <b>Cameron Crump</b> Unattached	20.51	-0.1 m/s	1 (1)	6
2	 <b>Jaden Wiley</b> Florida [So]	20.68	-0.1 m/s	1 (2)	5
3	 <b>Trenton Howard</b> Florida [So]	20.86	-0.1 m/s	1 (3)	8
4	 <b>Dubem Amah</b> Unattached	21.20	0.0 m/s	2 (1)	8
5	 <b>Trevaughn Stewart</b> Unattached	21.22	0.0 m/s	2 (2)	6
6	 <b>Almond Small</b> Florida [Fr]	21.26	-0.1 m/s	1 (4)	3
7	 <b>Myles Copeland-Naughty</b> Florida A&M [Fr]	21.34	-0.1 m/s	1 (5)	4
8	 <b>Jayden Phillips</b> Florida A&M [Fr]	21.45	0.0 m/s	2 (3)	7
9	 <b>British Wilkerson</b> Florida State [Jr]	21.53	-0.1 m/s	1 (6)	7
10	 <b>Frankleen Newah-Jarfoi</b> Florida A&M [So]	21.62	-0.9 m/s	4 (1)	6
11	 <b>Evan Brown</b> Florida A&M [Jr]	21.74	-1.4 m/s	3 (1)	5
12	 <b>Michael Eady</b> Troy [Sr]	21.82	0.0 m/s	2 (4)	4
13	 <b>Christian Aikens</b> USSU [Jr]	21.86	-1.4 m/s	3 (2)	6
14	 <b>Caden Terrell</b> Georgia Tech [Jr]	21.96	-1.4 m/s	3 (3)	7
15	 <b>Aaron Jones</b> Georgia Tech [Fr]	22.02	-0.9 m/s	4 (2)	4
16	 <b>Alex Johnson</b> South Alabama [So]	22.06	0.0 m/s	2 (5)	3
17	 <b>Tyron Reed</b> Florida A&M [Fr]	22.10	-0.9 m/s	4 (3)	7
18	 <b>Caleb Hewitt</b> Unattached	22.17	-0.9 m/s	4 (4)	5
19	 <b>Jared Jones</b> Troy [Sr]	22.19	-1.4 m/s	3 (4)	4
20	 <b>Marlon Miller</b> South Alabama [So]	22.32	-1.4 m/s	3 (5)	8
21	 <b>Cole Hayward</b> USSU [So]	22.36	-0.9 m/s	4 (5)	8
22	 <b>Michael Cartwright</b> Troy [So]	22.92	-1.4 m/s	3 (6)	3
23	 <b>Charlie Crowder</b> Georgia Tech [So]	23.19	-0.9 m/s	4 (6)	3

## RESULTS

## RECORDS

## Results











PLACE	ATHLETE	RESULT	HEAT	LN/POS
1	 <b>Avery Childress</b> South Alabama [Sr]	47.71	1 (1)	3
2	 <b>Ja'Neil Harris</b> Florida [Fr]	47.76	1 (2)	5
3	 <b>Gavin Nelson</b> Florida [Jr]	48.17	1 (3)	8
4	 <b>Romario Taylor</b> Troy [Sr]	48.62	1 (4)	7
5	 <b>Devyn Pearman</b> Troy [Jr]	49.02	2 (1)	5
6	 <b>Dawson Isbell</b> Troy [So]	49.24	1 (5)	2
7	 <b>Omari Taylor</b> South Alabama [Jr]	49.36	2 (2)	2
8	 <b>Jadon Thomason</b> South Alabama [So]	50.15	2 (3)	6
9	 <b>Bo Webb</b> South Alabama [Sr]	50.32	3 (1)	6
10	 <b>Dallas Beck</b> South Alabama [So]	50.63	1 (6)	4
11	 <b>Tyler Johnson</b> USSU [So]	50.88	2 (4)	3
12	 <b>Zach Trotter</b> Florida State [Sr]	51.32	2 (5)	8
13	 <b>Daylon Lett</b> USSU [Jr]	51.65	3 (2)	1
14	 <b>Devonte Cheffen</b> USSU [So]	51.70	3 (3)	5

## Men's 800m

## RESULTS

## RECORDS

## Results












PLACE	ATHLETE	RESULT	400	800	HEAT	LN/POS
1	 <b>Ethan Forbes</b> Troy [Fr]	<b>1:50.21</b>	53.16 - Pl: 1	<b>1:50.21</b> 57.06 Pl: 1	1 (1)	5
2	 <b>Jonas Koturenka</b> Troy [Sr]	<b>1:50.74</b>	54.29 - Pl: 5	<b>1:50.74</b> 56.45 Pl: 2 ↑3	1 (2)	2
3	 <b>William Shelton</b> Florida A&M [Sr]	<b>1:51.07</b>	53.62 - Pl: 2	<b>1:51.07</b> 57.46 Pl: 3 ↓-1	1 (3)	4
4	 <b>Pierre Boerkey</b> Troy [Jr]	<b>1:51.54</b>	54.52 - Pl: 6	<b>1:51.54</b> 57.03 Pl: 4 ↑2	1 (4)	3
5	 <b>Jordan Morrison</b> South Alabama [Jr]	<b>1:51.85</b>	54.08 - Pl: 4	<b>1:51.85</b> 57.77 Pl: 5 ↓-1	1 (5)	8
6	 <b>Aidan Ryan</b> Florida State [So]	<b>1:52.60</b>	53.96 - Pl: 2	<b>1:52.60</b> 58.65 Pl: 1 ↑1	2 (1)	7
7	 <b>Winston DeCuir III</b> Georgia Tech [Jr]	<b>1:52.75</b>	54.73 - Pl: 3	<b>1:52.75</b> 58.02 Pl: 2 ↑1	2 (2)	4
8	 <b>Ayden Myers</b> Florida A&M [Fr]	<b>1:53.90</b>	53.76 - Pl: 1	<b>1:53.90</b> 1:00.14 Pl: 3 ↓-2	2 (3)	8
9	 <b>Alejandro de Bastos</b> Florida [Fr]	<b>1:54.78</b>	53.98 - Pl: 3	<b>1:54.78</b> 1:00.80 Pl: 6 ↓-3	1 (6)	7
10	 <b>Malachi Carroll</b> South Alabama [Fr]	<b>2:00.20</b>	57.80 - Pl: 4	<b>2:00.20</b> 1:02.40 Pl: 4	2 (4)	6
11	 <b>Nelson Lopez</b> Thomas (Ga.) [So]	<b>2:00.68</b>	1:00.02 - Pl: 6	<b>2:00.68</b> 1:00.67 Pl: 5 ↑1	2 (5)	3
DNF	 <b>Ethan Bowie</b> USSU [Fr]		58.79 - Pl: 5		2	2

## Men's 1500m

## RESULTS

## RECORDS

## Results


PLACE	ATHLETE	RESULT	300	700	1100	1500	HEAT	LN/POS
1	 <b>Isaac Hirshman-Chandler</b> Florida State [Jr]	<b>3:44.45</b>	44.03 - Pt: 2	1:46.38 1:02.35 Pt: 2	2:44.76 58.39 Pt: 1 ↑1	3:44.45 59.69 Pt: 1	1 (1)	14
2	 <b>Cooper Timberman</b> Georgia Tech [So]	<b>3:54.18</b>	45.36 - Pt: 4	1:51.35 1:06.00 Pt: 6 ↓-2	2:54.58 1:03.23 Pt: 4 ↑2	3:54.18 59.60 Pt: 2 ↑2	1 (2)	4
3	 <b>Parker Adams</b> Florida State [Fr]	<b>3:54.43</b>	46.18 - Pt: 6	1:51.18 1:05.01 Pt: 5 ↑1	2:54.35 1:03.17 Pt: 3 ↑2	3:54.43 1:00.09 Pt: 3	1 (3)	8
4	 <b>Richard Planck</b> Georgia Tech [So]	<b>3:56.83</b>	45.91 - Pt: 5	1:50.97 1:05.06 Pt: 4 ↑1	2:54.84 1:03.87 Pt: 5 ↓-1	3:56.83 1:02.00 Pt: 4 ↑1	1 (4)	11
5	 <b>Kirk Dawkins</b> Florida A&M [Sr]	<b>3:59.20</b>	44.32 - Pt: 3	1:47.27 1:02.95 Pt: 3	2:52.21 1:04.95 Pt: 2 ↑1	3:59.20 1:07.00 Pt: 5 ↓-3	1 (5)	10
6	 <b>Patterson Graham</b> Troy [So]	<b>3:59.96</b>	46.55 - Pt: 8	1:51.67 1:05.13 Pt: 8	2:56.84 1:05.17 Pt: 8	3:59.96 1:03.13 Pt: 6 ↑2	1 (6)	13
7	 <b>Caden Blackman</b> Troy [Jr]	<b>4:01.47</b>	46.47 - Pt: 7	1:51.45 1:04.99 Pt: 7	2:56.73 1:05.28 Pt: 7	4:01.47 1:04.75 Pt: 7	1 (7)	12
8	 <b>Kamren Kennedy</b> Georgia Tech [Jr]	<b>4:01.94</b>	46.90 - Pt: 9	1:51.80 1:04.91 Pt: 9	2:57.26 1:05.46 Pt: 9	4:01.94 1:04.69 Pt: 8 ↑1	1 (8)	15
9	 <b>Blayton Bernard</b> South Alabama [Jr]	<b>4:02.14</b>	47.21 - Pt: 10	1:51.82 1:04.61 Pt: 10	2:56.46 1:04.65 Pt: 6 ↑4	4:02.14 1:05.69 Pt: 9 ↓-3	1 (9)	5
10	 <b>Tyler Doty</b> South Alabama [Sr]	<b>4:12.92</b>	48.42 - Pt: 11	1:55.85 1:07.44 Pt: 11	3:04.57 1:08.72 Pt: 10 ↑1	4:12.92 1:08.35 Pt: 10	1 (10)	6
DNF	 <b>Aidan Ryan</b> Florida State [So]		43.85 - Pt: 1	1:46.17 1:02.32 Pt: 1			1	1

## Men's 110m Hurdles

## RESULTS

## RECORDS





## Results

PLACE	ATHLETE	RESULT	WIND	HEAT	LN/POS
1	 <b>De'Vion Wilson</b> Unattached	<b>13.67</b>	-1.1 m/s	1 (1)	3
2	 <b>Joseph DeRosier</b> Florida A&M [So]	<b>13.71</b> 13.705	-1.1 m/s	1 (2)	6
3	 <b>Zach Extine</b> Florida State [Sr]	<b>13.71</b> 13.709	-1.1 m/s	1 (3)	4
4	 <b>Dalen Penson</b> Georgia Tech [Fr]	<b>14.12</b>	-1.1 m/s	1 (4)	8
5	 <b>Jadon Thomason</b> South Alabama [So]	<b>14.41</b>	-1.1 m/s	1 (5)	7
6	 <b>Nathaniel Paris</b> Virginia Tech [Jr]	<b>14.50</b>	-1.8 m/s	2 (1)	4
7	 <b>Stuart Pirtle</b> Virginia Tech [Fr]	<b>14.51</b>	-1.8 m/s	2 (2)	6
8	 <b>Kelvin Jones</b> South Alabama [Fr]	<b>14.77</b>	-1.8 m/s	2 (3)	5
9	 <b>Zamarie Kier</b> Troy [Jr]	<b>14.85</b>	-1.8 m/s	2 (4)	2
10	 <b>Leonard Mustari</b> Florida A&M [Jr]	<b>15.17</b>	-1.1 m/s	1 (6)	2
11	 <b>RJ Torbor</b> South Alabama [So]	<b>15.20</b>	-1.8 m/s	2 (5)	8

## RESULTS

## RECORDS

## Results

PLACE	ATHLETE	RESULT	800	1200	1600	HEAT	LN/POS
1	 <b>Florida State</b> British Wilkerson	<b>3:05.91</b>	1:34.09 - Pl: 1	2:20.33 46.24 Pl: 1	3:05.91 45.58 Pl: 1	1 (1)	6
2	 <b>South Alabama</b> Marlon Miller, Nieko Garmes, Alex Johnson, Avery Childress	<b>3:11.24</b>	1:35.49 - Pl: 2	2:24.05 48.56 Pl: 3 ↓-1	3:11.24 47.19 Pl: 2 ↑1	1 (2)	4
3	 <b>Troy</b> Jasai Taylor, Dawson Isbell, Ethan Forbes, Devyn Pearman	<b>3:11.64</b>	1:35.86 - Pl: 4	2:23.32 47.47 Pl: 2 ↑2	3:11.64 48.32 Pl: 3 ↓-1	1 (3)	3
4	 <b>Florida</b> Daneil Wright, Gavin Nelson, Alejandro de Bastos, Ja'Neil Harris	<b>3:16.21</b>	1:35.70 - Pl: 3	2:26.03 50.34 Pl: 4 ↓-1	3:16.21 50.18 Pl: 4	1 (4)	7
5	 <b>Troy B</b> Christian Buzzard, Jonas Koturenka, Jared Jones	<b>3:26.81</b>	1:44.33 - Pl: 5	2:33.70 49.38 Pl: 5	3:26.81 53.11 Pl: 5	1 (5)	8
6	 <b>Thomas (Ga.)</b> Nelson Lopez, Jayson Evans, Aaron Wilson, Fabian Jeune	<b>3:40.36</b>	1:47.20 - Pl: 6	2:43.31 56.11 Pl: 6	3:40.36 57.05 Pl: 6	1 (6)	1





## Men's Triple Jump

## RESULTS

## RECORDS

## Results

Top 9 advance to final

PLACE	ATHLETE	RESULT	1ST	2ND	3RD	4TH	5TH	6TH	POS
1	 <b>Charlie Crowder</b> Georgia Tech [So]	<b>15.20</b> 49-10 ½ w: 1.9	<b>14.63</b> 48-0 w: 1.4 Pl: 2	<b>15.20</b> 49-10 ½ w: 1.9 Pl: 1	<b>14.56</b> 47-9 ¼ w: <b>2.3</b> Pl: 1	– Pl: 1	<b>14.31</b> 46-11 ½ w: 1.3 Pl: 1	<b>14.75</b> 48-4 ¾ w: -0.7 Pl: 1	<b>1-8</b>
2	 <b>Trace White</b> Florida State [Fr]	<b>14.80</b> 48-6 ¾ w: 1.4	<b>14.72</b> 48-3 ½ w: 1.1 Pl: 1	<b>14.79</b> 48-6 ¼ w: <b>3.2</b> Pl: 2	<b>14.80</b> 48-6 ¾ w: 1.4 Pl: 2	X w: 1.1 Pl: 2	X w: <b>3.6</b> Pl: 2	<b>14.68</b> 48-2 w: 0.3 Pl: 2	<b>1-7</b>
3	 <b>Kavon Hill</b> Troy [Fr]	<b>14.41</b> 47-3 ½ w: 1.2	X w: 1.9	<b>14.05</b> 46-1 ¼ w: 1.3 Pl: 4	<b>14.39</b> 47-2 ½ w: 1.6 Pl: 3	<b>14.41</b> 47-3 ½ w: 1.2 Pl: 3	<b>13.55</b> 44-5 ½ w: -0.3 Pl: 3	<b>13.83</b> 45-4 ½ w: -1.0 Pl: 3	<b>1-4</b>
4	 <b>Malik Humphrey</b> Troy [Fr]	<b>14.10</b> 46-3 ¼ w: -0.1	X w: 1.7	<b>14.10</b> 46-3 ¼ w: -0.1 Pl: 3	X w: 1.4 Pl: 4	X w: -0.1 Pl: 4	X w: -0.6 Pl: 4	X w: 0.0 Pl: 4	<b>1-6</b>
















## Men's Discus Throw

## RESULTS

## RECORDS

## Results

Top 9 advance to final

PLACE	ATHLETE	RESULT	1ST	2ND	3RD	4TH	5TH	6TH	POS
1	 <b>Shamar Reid</b> Florida State [Jr]	<b>62.68</b> 205-8	59.52 195-3 Pl: 1	61.19 200-9 Pl: 1	58.81 192-11 Pl: 1	61.14 200-7 Pl: 1	X Pl: 1	62.68 205-8 Pl: 1	1-16
2	 <b>Samuel Mika</b> South Alabama [Sr]	<b>50.37</b> 165-3	46.99 154-2 Pl: 2	X Pl: 2	47.20 154-10 Pl: 2	47.10 154-6 Pl: 2	X Pl: 3	50.37 165-3 Pl: 2	1-15
3	 <b>Joshua Acker</b> South Alabama [So]	<b>47.51</b> 155-10	46.49 152-6 Pl: 4	X Pl: 4	46.67 153-1 Pl: 4	X Pl: 4	47.51 155-10 Pl: 2	X Pl: 3	1-14
4	 <b>Tayjo Oppong</b> Troy [Sr]	<b>46.72</b> 153-3	46.72 153-3 Pl: 3	X Pl: 3	X Pl: 3	46.47 152-5 Pl: 3	X Pl: 4	X Pl: 4	1-13
5	 <b>Darius Sylvester</b> Troy [So]	<b>45.42</b> 149-0	45.42 149-0 Pl: 5	X Pl: 6	X Pl: 6	X Pl: 6	X Pl: 6	44.91 147-4 Pl: 5	1-9
6	 <b>Despiro Wray</b> Florida State [Fr]	<b>45.42</b> 149-0	45.42 149-0 Pl: 5	44.60 146-4 Pl: 5	44.13 144-9 Pl: 5	X Pl: 5	X Pl: 5	42.81 140-5 Pl: 6	1-11
7	 <b>Tahir Hines</b> Georgia Tech [So]	<b>44.13</b> 144-9	X	36.95 121-2 Pl: 11	42.87 140-7 Pl: 7	42.28 138-8 Pl: 8	41.25 135-4 Pl: 8	44.13 144-9 Pl: 7	1-10
8	 <b>Hunter Hall</b> USSU [Jr]	<b>42.95</b> 140-11	42.46 139-4 Pl: 7	X Pl: 7	42.31 138-9 Pl: 8	42.95 140-11 Pl: 7	X Pl: 7	X Pl: 8	1-8
9	 <b>Jacob Hagan</b> USSU [Fr]	<b>38.32</b> 125-9	X	38.32 125-9 Pl: 8	38.12 125-1 Pl: 9	X Pl: 9	35.12 115-3 Pl: 9	X Pl: 9	1-4
10	 <b>Ezekiel Salama</b> Florida A&M [Sr]	<b>37.93</b> 124-5	X	37.93 124-5 Pl: 9	X Pl: 10				1-1
11	 <b>Stuart Pirtle</b> Virginia Tech [Fr]	<b>37.71</b> 123-8	37.71 123-8 Pl: 8	32.74 107-5 Pl: 10	X Pl: 11				1-7
12	 <b>Bryce Webb</b> Florida A&M [So]	<b>36.81</b> 120-9	X	35.63 116-10 Pl: 12	36.81 120-9 Pl: 12				1-2
13	 <b>Jadon Parker</b> Thomas (Ga.) [Fr]	<b>34.99</b> 114-9	X	34.99 114-9 Pl: 13	X Pl: 13				1-5
14	 <b>Nathaniel Paris</b> Virginia Tech [Jr]	<b>31.68</b> 103-11	X	31.68 103-11 Pl: 14	X Pl: 14				1-6
14	 <b>Connor Munn</b> Thomas (Ga.) [Jr]		X	X	X				1-3

## RESULTS

## RECORDS

## Results




















Top 9 advance to final

PLACE	ATHLETE	RESULT	1ST	2ND	3RD	4TH	5TH	6TH	POS
1	 <b>Leikel Cabrera Gay</b> Florida [Jr]	<b>75.50</b> 247-8	74.70 245-1 Pl: 1	X Pl: 1	75.50 247-8 Pl: 1	72.24 237-0 Pl: 1	69.86 229-2 Pl: 1	74.11 243-1 Pl: 1	1-7
2	 <b>Ayden Campbell</b> Florida [So]	<b>65.05</b> 213-5	65.05 213-5 Pl: 2	60.52 198-7 Pl: 2	57.90 189-11 Pl: 2	- Pl: 2	- Pl: 2	- Pl: 2	1-4
3	 <b>Aiden Broussard</b> Florida [So]	<b>62.19</b> 204-0	59.76 196-1 Pl: 3	62.19 204-0 Pl: 3	57.22 187-9 Pl: 3	53.52 175-7 Pl: 3	- Pl: 3	- Pl: 3	1-6
4	 <b>Tyler McKinnell</b> Troy [So]	<b>57.11</b> 187-4	52.74 173-0 Pl: 5	51.76 169-10 Pl: 5	51.74 169-9 Pl: 5	53.34 175-0 Pl: 5	57.11 187-4 Pl: 4	56.59 185-8 Pl: 4	1-3
5	 <b>Mose Piper</b> South Alabama [Jr]	<b>55.86</b> 183-3	53.52 173-0 Pl: 4	54.29 178-1 Pl: 4	49.41 162-1 Pl: 4	54.00 177-2 Pl: 4	55.86 183-3 Pl: 5	50.98 167-3 Pl: 5	1-5
6	 <b>Jp Mitten</b> South Alabama [Fr]	<b>52.48</b> 172-2	50.24 164-10 Pl: 6	52.48 172-2 Pl: 6	X Pl: 6	X Pl: 6	X Pl: 6	46.44 152-4 Pl: 6	1-1

## RESULTS

## RECORDS

## Results

PLACE	ATHLETE	RESULT	WIND	HEAT	LN/POS
1	 <b>Payton Payne</b> Florida [Fr]	<b>11.54</b>	1.3 m/s	1 (1)	7
2	 <b>Liana Tyson</b> Florida State [Jr]	<b>11.60</b>	1.3 m/s	1 (2)	5
3	 <b>Arisa Kimishima</b> Unattached	<b>11.63</b>	1.3 m/s	1 (3)	6
4	 <b>Micayah Holland</b> Florida State [So]	<b>11.70</b>	-0.5 m/s	2 (1)	5
5	 <b>Shanyah Washington</b> Troy [Sr]	<b>11.72</b>	1.3 m/s	1 (4)	4
6	 <b>Presleigh Montalvo</b> South Alabama [So]	<b>11.76</b>	1.3 m/s	1 (5)	2
7	 <b>Oluwadara Soremi</b> Florida State [So]	<b>11.98</b> 11.972	-0.5 m/s	2 (2)	3
8	 <b>Jade Ofotan</b> Georgia Tech [Jr]	<b>11.98</b> 11.978	1.3 m/s	1 (6)	3
9	 <b>Leneah Green</b> Florida A&M [Fr]	<b>11.99</b>	0.9 m/s	3 (1)	4
10	 <b>Sophia Richard</b> Georgia Tech [So]	<b>12.11</b> 12.105	-0.5 m/s	2 (3)	8
11	 <b>Imari Johnson</b> Troy [Jr]	<b>12.11</b> 12.108	-0.5 m/s	2 (4)	6
12	 <b>Lauren Thomas</b> Florida A&M [Fr]	<b>12.17</b> 12.163	-0.5 m/s	2 (5)	2
13	 <b>Kennedy Myers</b> Georgia Tech [So]	<b>12.17</b> 12.166	0.9 m/s	3 (2)	2
14	 <b>Lilly Ver Beek</b> Virginia Tech [Fr]	<b>12.23</b>	-0.5 m/s	2 (6)	4
15	 <b>Kierra Montgomery</b> Troy [Sr]	<b>12.24</b>	0.9 m/s	3 (3)	6
16	 <b>Adaorah Okafor</b> Troy [So]	<b>12.30</b>	0.9 m/s	3 (4)	5
17	 <b>Allie Germann</b> South Alabama [Sr]	<b>12.33</b>	0.9 m/s	3 (5)	3
18	 <b>Taylor Canada</b> South Alabama [Fr]	<b>12.35</b>	1.3 m/s	1 (7)	8
19	 <b>Angelina Bercant</b> USSU [Fr]	<b>12.96</b>	0.9 m/s	3 (6)	8







## RESULTS

## RECORDS

## Results

PLACE	ATHLETE	RESULT	WIND	HEAT	LN/POS
1	 <b>Jade Brown</b> Florida [Jr]	23.35	1.2 m/s	1 (1)	6
2	 <b>Lucy May Sleeman</b> Florida State [So]	23.56	1.2 m/s	1 (2)	5
3	 <b>Tyra Wilson</b> Unattached	23.63	1.2 m/s	1 (3)	4
4	 <b>Oludoyin Soremi</b> Florida State [Jr]	23.97	1.2 m/s	1 (4)	8
5	 <b>Sophia Richard</b> Georgia Tech [So]	24.76	-0.3 m/s	2 (1)	5
6	 <b>Jade Ofotan</b> Georgia Tech [Jr]	24.77	1.2 m/s	1 (5)	3
7	 <b>Imari Johnson</b> Troy [Jr]	24.82	-0.3 m/s	2 (2)	4
8	 <b>Zekira Snow</b> Florida A&M [Jr]	24.84	0.6 m/s	3 (1)	6
9	 <b>Leneah Green</b> Florida A&M [Fr]	24.91	-0.3 m/s	2 (3)	3
10	 <b>Kierra Montgomery</b> Troy [Sr]	25.14	-0.3 m/s	2 (4)	6
11	 <b>Taylor Canada</b> South Alabama [Fr]	25.29	0.6 m/s	3 (2)	3
12	 <b>Jaime Preston</b> Troy [Jr]	26.01	0.0 m/s	4 (1)	6
13	 <b>Sarah Noel</b> Georgia Tech [So]	26.13	0.0 m/s	4 (2)	3
14	 <b>Madyson Thurmond</b> Unattached	26.45	0.6 m/s	3 (3)	4
15	 <b>Kelsey Chambers</b> Georgia Tech [Jr]	26.51	0.0 m/s	4 (3)	5

Results














PLACE	ATHLETE	RESULT	HEAT	LN/POS
1	 <b>Tyra Wilson</b> Unattached	52.83	1 (1)	5
2	 <b>Rachel Whyte</b> Troy [So]	54.99	1 (2)	6
3	 <b>Jasmine Jimenez</b> Troy [Sr]	57.25	1 (3)	3
4	 <b>Madyson Thurmond</b> Unattached	58.18	1 (4)	4
5	 <b>Laurie Louis</b> Florida A&M [Jr]	58.52	1 (5)	8
6	 <b>Maryam Williams</b> USSU [Jr]	1:03.18	1 (6)	2

## Women's 800m

## RESULTS

## RECORDS

## Results

















PLACE	ATHLETE	RESULT	400	800	HEAT	LN/POS
1	 <b>Suus Altorf</b> Florida State [Sr]	<b>2:04.62</b>	1:01.49 - Pl: 1	2:04.62 1:03.13 Pl: 1	1 (1)	5
2	 <b>Leah Taylor</b> Florida State [Sr]	<b>2:04.67</b>	1:03.25 - Pl: 3	2:04.67 1:01.43 Pl: 2 ↑1	1 (2)	7
3	 <b>Nicole Dinan</b> Florida State [So]	<b>2:07.97</b>	1:03.69 - Pl: 4	2:07.97 1:04.29 Pl: 3 ↑1	1 (3)	4
4	 <b>Avery Cahoon</b> Florida State [Fr]	<b>2:08.46</b>	1:03.98 - Pl: 7	2:08.46 1:04.49 Pl: 4 ↑3	1 (4)	3
5	 <b>Bieke Schipperen</b> Florida State [Sr]	<b>2:08.62</b>	1:01.97 - Pl: 2	2:08.62 1:06.65 Pl: 5 ↓-3	1 (5)	6
6	 <b>Ella Menke</b> Florida State [Jr]	<b>2:11.95</b>	1:04.34 - Pl: 8	2:11.95 1:07.62 Pl: 6 ↑2	1 (6)	8
7	 <b>Haley Wilson</b> Troy [So]	<b>2:12.66</b>	1:03.71 - Pl: 5	2:12.66 1:08.96 Pl: 7 ↓-2	1 (7)	2
8	 <b>Regan Morrall</b> Florida State [So]	<b>2:14.21</b>	1:03.94 - Pl: 6	2:14.21 1:10.28 Pl: 8 ↓-2	1 (8)	1
9	 <b>McKenzie Blackledge</b> Georgia Tech [So]	<b>2:14.62</b>	1:05.85 - Pl: 4	2:14.62 1:08.77 Pl: 1 ↑3	2 (1)	5
10	 <b>Jaade McBride</b> Florida A&M [Fr]	<b>2:15.17</b>	1:05.37 - Pl: 2	2:15.17 1:09.81 Pl: 2	2 (2)	3
11	 <b>Macy Felton</b> Georgia Tech [So]	<b>2:16.21</b>	1:06.15 - Pl: 5	2:16.21 1:10.07 Pl: 3 ↑2	2 (3)	4
12	 <b>Marianna Wright</b> Florida [Fr]	<b>2:17.90</b>	1:01.86 - Pl: 1	2:17.90 1:16.04 Pl: 4 ↓-3	2 (4)	6
13	 <b>Ella Grace Malcom</b> Georgia Tech [So]	<b>2:18.94</b>	1:07.85 - Pl: 6	2:18.94 1:11.09 Pl: 5 ↑1	2 (5)	2
14	 <b>Lexi Roberts</b> Troy [So]	<b>2:20.58</b>	1:05.57 - Pl: 3	2:20.58 1:15.01 Pl: 6 ↓-3	2 (6)	8

## Women's 1500m

## RESULTS

## RECORDS

## Results

PLACE	ATHLETE	RESULT	300	700	1100	1500	HEAT	LN/POS
1	 <b>Rylee Blade</b> Florida State [Fr]	<b>4:22.07</b>	51.10 - Pl: 3	1:59.48 1:08.38 Pl: 3	3:09.17 1:09.70 Pl: 1 ↑2	4:22.07 1:12.90 Pl: 1	1 (1)	14
2	 <b>Lindy White</b> Florida State [So]	<b>4:28.42</b>	52.38 - Pl: 6	2:04.73 1:12.36 Pl: 6	3:18.72 1:13.99 Pl: 4 ↑2	4:28.42 1:09.71 Pl: 2 ↑2	1 (2)	10
3	 <b>Danielle Graham</b> Unattached	<b>4:28.85</b>	51.29 - Pl: 4	1:59.84 1:08.56 Pl: 4	3:11.22 1:11.38 Pl: 3 ↑1	4:28.85 1:17.64 Pl: 3	1 (3)	1
4	 <b>Emily Miles</b> South Alabama [So]	<b>4:31.01</b>	52.86 - Pl: 8	2:06.20 1:13.35 Pl: 7 ↑1	3:20.44 1:14.24 Pl: 5 ↑2	4:31.01 1:10.58 Pl: 4 ↑1	1 (4)	5
5	 <b>Olivia Niewald</b> Florida State [Jr]	<b>4:35.33</b>	52.64 - Pl: 7	2:06.64 1:14.00 Pl: 8 ↓-1	3:21.07 1:14.44 Pl: 6 ↑2	4:35.33 1:14.27 Pl: 5 ↑1	1 (5)	20
6	 <b>Oakley Olson</b> Florida State [Sr]	<b>4:37.52</b>	52.02 - Pl: 5	2:04.46 1:12.44 Pl: 5	3:21.40 1:16.94 Pl: 7 ↓-2	4:37.52 1:16.12 Pl: 6 ↑1	1 (6)	11
7	 <b>Ava Povich</b> Florida State [Jr]	<b>4:43.07</b>	53.70 - Pl: 10	2:07.97 1:14.27 Pl: 10	3:25.53 1:17.56 Pl: 9 ↑1	4:43.07 1:17.55 Pl: 7 ↑2	1 (7)	9
8	 <b>Katie Hamfeldt</b> Georgia Tech [Sr]	<b>4:43.32</b>	56.31 - Pl: 14	2:11.75 1:15.44 Pl: 13 ↑1	3:30.06 1:18.31 Pl: 11 ↑2	4:43.32 1:13.26 Pl: 8 ↑3	1 (8)	17
9	 <b>Kate Miller</b> South Alabama [Jr]	<b>4:43.51</b>	53.21 - Pl: 9	2:07.16 1:13.95 Pl: 9	3:24.67 1:17.51 Pl: 8 ↑1	4:43.51 1:18.85 Pl: 9 ↓-1	1 (9)	12
10	 <b>Sophie D'Elena</b> Georgia Tech [Fr]	<b>4:46.18</b>	54.83 - Pl: 12	2:09.57 1:14.75 Pl: 12	3:28.81 1:19.24 Pl: 10 ↑2	4:46.18 1:17.37 Pl: 10	1 (10)	19
11	 <b>Leandra Ferrell</b> Florida A&M [Fr]	<b>4:53.58</b>	54.10 - Pl: 11	2:08.93 1:14.84 Pl: 11	3:30.79 1:21.86 Pl: 12 ↓-1	4:53.58 1:22.80 Pl: 11 ↑1	1 (11)	6
12	 <b>Tyndal Ann Griffith</b> South Alabama [Jr]	<b>4:56.80</b>	55.81 - Pl: 13	2:13.33 1:17.53 Pl: 14 ↓-1	3:35.88 1:22.55 Pl: 13 ↑1	4:56.80 1:20.93 Pl: 12 ↑1	1 (12)	13
13	 <b>Evelyn Schlitz</b> Georgia Tech [Fr]	<b>5:04.17</b>	57.15 - Pl: 16	2:18.40 1:21.26 Pl: 16	3:40.99 1:22.59 Pl: 14 ↑2	5:04.17 1:23.18 Pl: 13 ↑1	1 (13)	7
14	 <b>Niya Coleman</b> Florida A&M [Jr]	<b>5:11.40</b>	56.94 - Pl: 15	2:16.22 1:19.28 Pl: 15	3:42.07 1:25.86 Pl: 15	5:11.40 1:29.33 Pl: 14 ↑1	1 (14)	16
DNF	 <b>Bieke Schipperen</b> Florida State [Sr]		50.90 - Pl: 1	1:59.13 1:08.23 Pl: 1	3:09.21 1:10.08 Pl: 2 ↓-1		1	8
DNF	 <b>Lily Guinn</b> Florida State [So]		50.91 - Pl: 2	1:59.15 1:08.24 Pl: 2			1	2








FRIDAY 1:00 PM | FINAL

## Women's 100m Hurdles

RESULTS

RECORDS

## Results






PLACE	ATHLETE	RESULT	WIND	HEAT	LN/POS
1	 <b>Faith Jones</b> Troy [Sr]	<b>13.66</b>	0.8 m/s	1 (1)	7
2	 <b>Kaitlyn Cook</b> Virginia Tech [So]	<b>14.04</b>	0.8 m/s	1 (2)	5
3	 <b>Kennedy Myers</b> Georgia Tech [So]	<b>14.10</b>	0.8 m/s	1 (3)	4
4	 <b>Pauline Bikembo</b> Florida [So]	<b>14.17</b>	0.1 m/s	2 (1)	5
5	 <b>Aleesa Samuel</b> Florida [Fr]	<b>14.36</b>	0.8 m/s	1 (4)	3
6	 <b>Allie Germann</b> South Alabama [Sr]	<b>14.37</b>	0.1 m/s	2 (2)	4
7	 <b>Katelynn Smith</b> Florida A&M [Jr]	<b>14.82</b>	0.8 m/s	1 (5)	2
8	 <b>Abby Elmore</b> Florida [So]	<b>15.46</b>	0.1 m/s	2 (3)	6
DNF	 <b>Presleigh Montalvo</b> South Alabama [So]		0.8 m/s	1	6

## Women's 4x400

## RESULTS

## RECORDS

## Results

PLACE	ATHLETE	RESULT	800	1200	1600	HEAT	LN/POS
1	 <b>Troy</b> Rachel Whyte, Haley Wilson, Jasmine Jimenez, Aaliyah Murphy	<b>3:41.99</b>	1:50.16 - Pl: 1	2:47.16 57.00 Pl: 2 ↓-1	3:41.99 54.84 Pl: 1 ↑1	1 (1)	4
2	 <b>Florida</b> Marianna Wright, Payton Payne, Pauline Bikembo, Abby Elmore	<b>3:47.81</b>	1:50.60 - Pl: 2	2:46.94 56.34 Pl: 1 ↑1	3:47.81 1:00.88 Pl: 2 ↓-1	1 (2)	6
3	 <b>Florida State</b> Shenese Walker, Lucy May Sleeman, Regan Morrall, Suus Altorf	<b>3:48.00</b>	1:52.08 - Pl: 3	2:50.67 58.59 Pl: 3	3:48.00 57.33 Pl: 3	1 (3)	5
4	 <b>Florida A&amp;M</b> Tara Bert, Katelynn Smith, Kiyah Boyd, Laurie Louis	<b>3:49.02</b>	1:54.04 - Pl: 4	2:52.49 58.46 Pl: 4	3:49.02 56.54 Pl: 4	1 (4)	7
5	 <b>South Alabama</b> Hailey Padgett, Taylor Canada, Alexia Jones, Kayden Engel	<b>3:52.25</b>	1:56.56 - Pl: 5	2:53.76 57.21 Pl: 5	3:52.25 58.50 Pl: 5	1 (5)	3
6	 <b>Florida State B</b> Avery Cahoon, Nicole Dinan, Ella Menke, Lindy White	<b>3:57.30</b>	1:57.09 - Pl: 6	2:57.73 1:00.65 Pl: 6	3:57.30 59.57 Pl: 6	1 (6)	8






## Women's Triple Jump

## RESULTS

## RECORDS

## Results

Top 9 advance to final

PLACE	ATHLETE	RESULT	1ST	2ND	3RD	4TH	5TH	6TH	POS
1	 <b>Ana Bulat</b> Florida State [So]	<b>12.76</b> 41-10 <sup>1</sup> / <sub>2</sub> w: 1.5	12.39 40-7 <sup>3</sup> / <sub>4</sub> w: 0.2 Pl: 2	12.46 40-10 <sup>1</sup> / <sub>2</sub> w: 0.0 Pl: 2	12.26 40-2 <sup>3</sup> / <sub>4</sub> w: 1.4 Pl: 2	X w: 1.9 Pl: 2	12.73 41-9 <sup>1</sup> / <sub>4</sub> w: 1.1 Pl: 1	12.76 41-10 <sup>1</sup> / <sub>2</sub> w: 1.5 Pl: 1	1-3
2	 <b>Oluwadara Soremi</b> Florida State [So]	<b>12.64</b> 41-5 <sup>3</sup> / <sub>4</sub> w: 1.0	11.76 38-7 w: -1.0 Pl: 3	12.64 41-5 <sup>3</sup> / <sub>4</sub> w: 1.0 Pl: 1	12.53 41-1 <sup>1</sup> / <sub>2</sub> w: 2.2 Pl: 1	12.14 39-10 w: 1.9 Pl: 1	11.97 39-3 <sup>1</sup> / <sub>4</sub> w: 1.4 Pl: 2	X w: 1.5 Pl: 2	1-5
3	 <b>Adaora Tagbo</b> Georgia Tech [So]	<b>12.45</b> 40-10 <sup>1</sup> / <sub>4</sub> w: 1.1	12.44 40-9 <sup>3</sup> / <sub>4</sub> w: -0.6 Pl: 1	12.34 40-6 w: 0.0 Pl: 3	12.26 40-2 <sup>3</sup> / <sub>4</sub> w: 1.8 Pl: 3	X w: 1.3 Pl: 3	12.45 40-10 <sup>1</sup> / <sub>4</sub> w: 1.1 Pl: 3	12.39 40-7 <sup>3</sup> / <sub>4</sub> w: 1.0 Pl: 3	1-4
4	 <b>Iyana Johnson</b> South Alabama [Sr]	<b>12.07</b> 39-7 <sup>1</sup> / <sub>4</sub> w: 2.0	11.70 38-4 <sup>3</sup> / <sub>4</sub> w: 0.5 Pl: 4	11.80 38-8 <sup>3</sup> / <sub>4</sub> w: -0.2 Pl: 4	11.71 38-5 w: 2.1 Pl: 4	X w: 0.5 Pl: 4	11.89 39-0 <sup>1</sup> / <sub>4</sub> w: 1.9 Pl: 4	12.07 39-7 <sup>1</sup> / <sub>4</sub> w: 2.0 Pl: 4	1-2
	 <b>Kristianna Ware</b> Troy [Jr]		X w: -0.5	X w: -0.2	X w: 2.1				1-1

RESULTS

RECORDS

**Results**

*Top 9 advance to final*

PLACE	ATHLETE	RESULT	1ST	2ND	3RD	4TH	5TH	6TH	POS
1	 <b>Akari Isaac</b> Florida [Sr]	<b>56.23</b> 184-5	56.23 184-5 Pl: 1	X Pl: 1	52.04 170-9 Pl: 1	49.75 163-2 Pl: 1	X Pl: 1	52.99 173-10 Pl: 1	1-8
2	 <b>Gracelyn Leiseth</b> Florida [Sr]	<b>55.76</b> 182-11	55.76 182-11 Pl: 2	55.60 182-5 Pl: 2	52.70 172-11 Pl: 2	X Pl: 2	54.77 179-8 Pl: 2	52.29 171-6 Pl: 2	1-9
3	 <b>Kaitlyn Bullock</b> Florida State [Fr]	<b>49.77</b> 163-3	X	49.77 163-3 Pl: 3	49.04 160-11 Pl: 3	X Pl: 3	48.69 159-9 Pl: 3	38.77 127-2 Pl: 3	1-6
4	 <b>Zianna Curtis</b> Florida State [So]	<b>49.68</b> 163-0	46.86 153-9 Pl: 3	49.46 162-3 Pl: 4	47.54 156-0 Pl: 4	49.68 163-0 Pl: 4	46.62 152-11 Pl: 4	X Pl: 4	1-3
5	 <b>Flora Dupans</b> South Alabama [Sr]	<b>48.23</b> 158-3	42.38 139-0 Pl: 6	48.23 158-3 Pl: 5	45.46 149-2 Pl: 5	47.48 155-9 Pl: 5	X Pl: 5	44.65 146-6 Pl: 5	1-7
6	 <b>Logan Nienaber</b> South Alabama [Fr]	<b>46.88</b> 153-10	46.25 151-9 Pl: 5	45.99 150-10 Pl: 7	45.31 148-8 Pl: 7	46.88 153-10 Pl: 6	44.25 145-2 Pl: 6	44.86 147-2 Pl: 6	1-4
7	 <b>Nafy Thiam</b> Florida State [Fr]	<b>46.57</b> 152-9	46.57 152-9 Pl: 4	X Pl: 6	X Pl: 6	46.36 152-1 Pl: 7	43.88 143-11 Pl: 7	42.69 140-0 Pl: 7	1-5
8	 <b>Line Svare</b> Unattached	<b>41.20</b> 135-2	X	41.20 135-2 Pl: 8	37.74 123-10 Pl: 8	X Pl: 8	39.55 129-9 Pl: 8	X Pl: 8	1-2
9	 <b>Shaterica Griffin</b> USSU [Fr]	<b>32.12</b> 105-4	28.02 91-11 Pl: 7	32.12 105-4 Pl: 9	X Pl: 9	X Pl: 9	X Pl: 9	27.03 88-8 Pl: 9	1-1