

NCAA TOURNAMENT: 2000, 2001, 2002, 2003, 2004 COLLEGE CUP: 2003 SWEET 16: 2000 & 2002 ACC CHAMPIONSHIP FINAL: 2001 & 2002

2004 RESULTS

Date	Day	Opponent	H/A/N	Time
8/27	FRI	Az St* (14/NR)	H	W 3-2
8/29	SUN	Southern Cal*	H	W 2-1
9/3	FRI	Georgia	H	W 1-0
9/5	SUN	FAU	A	CANCELED
9/10	FRI	Florida (6/17)	H	L 2-1
9/12	SUN	Stetson	H	W 1-0 OT
9/14	TUE	Jacksonville	H	W 5-0
9/17	FRI	Clemson% (7/22)	H	W 2-1
9/19	SUN	FIU	H	W 1-0
9/24	FRI	Virginia% (3/7)	H	L 1-0
10/1	FRI	Duke% (16/15)	A	L 2-0
10/5	TUE	USF	H	W 2-0
10/8	FRI	WFU% (22/NR)	H	W 1-0
10/10	SUN	Virginia Tech%	H	W 1-0
10/13	WED	UMD% (23/26)	A	T 1-1
10/17	SUN	NC State%	A	W 3-2
10/19	TUE	Miami%	A	W 1-0
10/22	FRI	UNC% (1/2)	H	L 4-0
10/28	THU	UCF	H	L 3-2
11/3	WED	Clemson> (24/22)	N	T 2-2
11/12	FRI	BC< (25/21)	N	T 0-0

sunshine game * Nike Seminole Classic
% ACC >ACC Tournament <NCAA Tournament

ACC STANDINGS (FINAL)

TEAM	ACC	OVERALL	PCT
North Carolina	9-0-0	20-1-2	.913
Virginia	6-2-1	17-3-2	.818
Florida State	5-3-1	12-5-3	.675
Duke	5-4-0	15-8-0	.652
Wake Forest	4-4-1	10-7-2	.579
Clemson	4-4-1	10-8-2	.550
Virginia Tech	4-5-0	11-9-0	.550
Maryland	3-4-2	9-7-4	.550
NC State	1-8-0	7-8-3	.472
Miami	1-8-0	3-13-0	.188

italics = NCAA Tournament team

SID INFO

Soccer SID: Elliott Finebloom
Phone Number: 850.644.5656
Fax Number: 850.644.3820
Cell Number: 850.321.7096
Home Number: 850.402.1154
Press Box Number: 850.645.3240
Email address: efineblm@mailier.fsu.edu
Mailing Address: Florida State Univ.
226 University Cntr D107
Tallahassee, FL 32306

Athletic Website: www.seminoles.com
Conference Website: www.theacc.com
Live Stats available for every game.

www.seminoles.com

FSU SOCCER FINISHES 2004 SEASON IN FIFTH STRAIGHT NCAA TOURNAMENT

THANK YOU SENIORS!

Florida State says goodbye tonight to the most decorated class in the history of the school. The six seniors who played their final season in 2004, came to FSU as the highest ranked recruiting class in program history and they continually lived up to that billing.

These six seniors played a combined 444 games in an FSU uniform, which is an average of 74 games per player and 19 games per season. They went to the NCAA Tournament every year. They played for two ACC Championships, they went to two Sweet 16's and had the ultimate honor of playing in the school's first ever College Cup.

With this group of seniors on the field, FSU won an amazing 57 games averaging over 14 wins per season. They set the high-water mark for the best record in school history in their final season in Garnet & Gold and over four years these seniors won almost 66% of the games they played, which is the best winning percentage of any class in the history of the school.

Not only did this group achieve more than any class together, they were the most decorated class in school history when it came to individual honors as well. Katie Beal became the first FSU defender ever to receive first team freshman All-American honors and make an All-ACC Tournament team and that was just in her first season. Joy McKenzie made history herself becoming the first FSU keeper to ever receive all region honors twice in her career and she was the first FSU goalie ever to be named All-ACC first team. Overall, **this class received 14 national honors during their tenure in Tallahassee.**

Apart from the honors and wins, this was as special a class off the field as they were on it and they will be missed by everyone at FSU whose lives they touched over the last four years.



2004 NCAA TOURNAMENT

FSU AT A GLANCE

2004 INFORMATION

2004 Record: 12-5-3
Home: 10-4-0
Away: 2-1-1
Neutral 0-0-2
ACC: 5-3-1

Rank: 18 (SoccerTimes.com)
24 (SoccerBuzz)
24 (Soccer America)

2004 LEADER BOARD

Points

Julia Schnugg	17
Jez Ratliff	14
Kelly Rowland	13
Leah Gallegos	10
Camie Bybee	5
Katie Beal	5

Goals

Julia Schnugg	7
Jez Ratliff	6
Leah Gallegos	3
Kelly Rowland	3
Katie Beal	2

Game-Winning Goals

Jez Ratliff	5
Julia Schnugg	3
Leah Gallegos	1
Kelly Rowland	1
Rachel McDowell	1
India Trotter	1

Assists

Kelly Rowland	7
Leah Gallegos	4
Camie Bybee	3
Julia Schnugg	3
Melissa Samokishyn	3

Shots On Goal

Julia Schnugg	27
Jez Ratliff	14
Kelly Rowland	14
Camie Bybee	12

2004 SEMINOLE HONORS

Camie Bybee	Sept. 1, 2004
Soccer America Team of the Week	
Camie Bybee	Sept. 2, 2004
Soccer Buzz Elite Team of the Week	
Julia Schnugg	Sept. 20, 2004
ACC Player of The Week	
Kelly Rowland	Sept. 21, 2004
Soccer America Team of the Week	
Kelly Rowland	Sept. 21, 2004
Soccer Buzz Team of the Week	
Joy McKenzie	Oct. 11, 2004
ACC Player of The Week	
Joy McKenzie	Oct. 11, 2004
SoccerFLA.com Player of The Week	
Kelly Rowland	Oct. 12, 2004
Soccer America Team of the Week	
Joy McKenzie	First Team
All-ACC	
India Trotter	First Team
All-ACC	
Kelly Rowland	Second Team
All-ACC	
Julia Schnugg	Second Team
All-ACC	
Libby Gianskiss	Freshman Team
All-ACC	
Kelly Rowland	Second Team
NSCAA All-Southeast Team	
Julia Schnugg	Third Team
NSCAA All-Southeast Team	
India Trotter	Third Team
NSCAA All-Southeast Team	
Joy McKenzie	Third Team
NSCAA All-Southeast Team	
Kelly Rowland	First Team
Soccer Buzz All-Southeast Team	
India Trotter	Second Team
Soccer Buzz All-Southeast Team	
Joy McKenzie	Second Team
Soccer Buzz All-Southeast Team	
Kelly Rowland	Second Team
Soccer Buzz All-American	

AT A LOSS FOR LOSSES

Nobody around FSU was happy about the Tribe being eliminated in the opening round of the ACC Tournament after tying Clemson but falling in a shootout. Despite the early exit, **Florida State is still second to only UNC in ACC Championship game appearances over the last four years.** There are some other positives that came out of the game as **the tie also assured FSU of the fewest losses in team history.** The previous record for fewest losses in a year was seven and the 1996 and 2002 teams set that. **The Seminoles not only established a mark for fewest losses they also set the record for the best winning percentage in team history.**

YEAR	RECORD	PCT.
2004	12-5-3	.675
2003	17-8-1	.673
2002	13-7-3	.630
2001	15-8-1	.646
2000	14-8-2	.625
1999	9-10-1	.475
1998	7-11-3	.405
1997	8-12-0	.400
1996	12-7-1	.625
1995	4-14-1	.237

SHE KEEPS FINDING WAYS TO IMPRESS

Just when you thought she had done it all, Kelly Rowland keeps finding ways to impress. The Pennsylvania native already has the most points ever recorded by a Seminole defender and is the most decorated player in program history as far as national player of the week awards go. Now she has done something no other defender in FSU history has ever done. **Rowland was named a second team All-American by Soccer Buzz making her the first FSU defender to ever garner such an honor.** She is only the second FSU defender to ever be named an All-American joining her mentor Katie Beal who was named a third-team selection in 2003. Arguably FSU's team MVP in 2004, Rowland was the only defender in the entire ACC to make either All-ACC team when she was named All-ACC second team. Rowland is the only defender in the 17-year history of the ACC to be the lone defender named to either the All-ACC first or second team. After a stellar freshman season, Rowland became one of just five players to be a 2003 All-ACC freshman team selection and then make All-ACC as a sophomore in 2004. She was named to Soccer America's Team of the Week twice and the SoccerBuzz Elite Team once in 2004.

LEADING THE WAY

When the National Soccer Coaches Association of America released its all-region teams for the 2004 season **four Seminoles were named to the squad, which was tied for the most by any school in the Southeast.** Kelly Rowland was named a second team selection while India Trotter, Julia Schnugg and Joy McKenzie all picked up third-team honors. The four selections matched a program best set in 2003 and **the eight selections in just the last two years is more than FSU amassed in the prior eight-year history of the program.** For McKenzie, an All-ACC first team selection, she is now just the second Seminole player ever to receive NSCAA all-region honors twice in her career. She joins Cindy Schofield in that elite club. This is the first NSCAA recognition for the other three Seminoles. **Rowland joins her mentor Katie Beal as the only two FSU defenders to ever be named a second team NSCAA All-Region selection.**

THE USUAL SUSPECTS

For the fifth consecutive season, at least three Seminole soccer players were named **All-Southeast Region by SoccerBuzz** when the Internet Magazine released its 2004 awards list. Sophomore defender Kelly Rowland led the way as she was named to the first team. It is the Pennsylvania native's first all-region honor from Buzz. India Trotter was named second team all-region for the second consecutive season and goalkeeper Joy McKenzie received her second consecutive nod from Soccer Buzz garnering second team honors as well. These three Seminoles also appeared on the NSCAA's all-region team.



FIVE IN A ROW

2004's invitation to the NCAA Tournament was a historic one for FSU. **Not only was it the fifth consecutive invitation for FSU but also it means that the Tribe has played in the NCAA Tournament five times in 10 years.** After going 0 for 5 in the first five years of program history, for the Seminoles to be making the tournament at a 50% clip is pretty amazing. **The Seminoles are one of just 18 schools out of 306 playing Division I soccer that have gone to five consecutive NCAA Tournaments.** Of those 18 schools, five are from the ACC. **Considering the fact the 23 of the 64 teams from last year's tournament didn't even make it back in 2004 (36%), what the Tribe has done over five straight years is amazing.** BYU, who was an Elite Eight school, and Purdue, who made it to the Sweet 16, are two of the most notable schools missing. Along with 2003 Tallahassee regional participant Dartmouth and 2004 opponent USC, which both missed the NCAA tournament for the first time in five years.

Five Straight NCAA Tourney's

Stanford
Notre Dame
Clemson*
Portland
West Virginia
Virginia*
Penn State
Princeton
Florida State*
UConn
Nebraska
Santa Clara
UCLA
San Diego
William & Mary
Texas A&M
Wake Forest*
North Carolina*
*ACC School

ITS FRESH TO ME

Two FSU sophomores made a big splash on the 2004 All-ACC squad. India Trotter was named an All-ACC first team selection and Julia Schnugg was named to the second team. Both players were 2003 All-ACC Freshman team members and FSU was the only school to see two players make all-freshman team in 2003 go on to be named All-ACC in 2004. Overall, only three other players who were named to the 2003 All-ACC freshman team went on to make All-ACC in 2004. So two of the five players that accomplished that feat were Seminoles. Trotter and UNC's Heather O'Reilly were the only two players from that list to go from the 2003 All-ACC Freshman team to the 2004 All-ACC first team selection. Leah Gallegos is the only other Seminole to accomplish that remarkable jump and overall, only 11 of 55 players in ACC history have ever accomplished that feat.

ALL-ACC FRESHMAN TO ALL-ACC 1ST Team

Lindsay Browne (Clemson)
Thora Helgadóttir (Duke)
Casey McCluskey (Duke)
Allison Graham (Clemson)
Leah Gallegos (FSU)
Lindsay Tarpley (UNC)
Lori Chalupny (UNC)
Kelly Hammond (UVA)
Sarah Huffman (UVA)
India Trotter (FSU)
Heather O'Reilly (UNC)

GOT TWO MORE

For a player that wasn't supposed to contribute, goal-keeper Joy McKenzie will go down as the greatest keeper to ever put on a Seminole uniform. After a stellar 2004 season that saw her named the top goalie in the ACC, McKenzie now holds FSU career







records for wins (26), shutouts (13.5) and goals against average (1.06). She posted the second-best single season GAA (1.09) in 2004 giving her the top two spots on that list and she owns two of the top three single season records for shutouts as well. She is first all-time at FSU for career wins and shutouts in ACC games as well. After posting her record-breaking 13th clean sheet of her career versus Boston College in the NCAA Tournament, McKenzie set two more records. The keeper now is tied for the career saves and shutout record in NCAA Tournament play as well.

RANK WITH THE BEST

For the fifth straight season, FSU soccer finished the season ranked among the nation's top 25 in at least one of the major soccer polls. This year the Seminoles finished in the top 25 of three of the four polls. Coming into the 2000 season, FSU had never been nationally ranked or finished a season ranked. Since then the Seminoles have been a permanent fixture in the national polls. Five ACC teams finished the season ranked in the final Soccer Buzz poll. That is half of the conference's squads ranking among the nation's best.

WEEKLY RANKINGS

	PS	1	2	3	4	5	6	7	8	9	10	11	F
	5	3	3	9	8	9	17	17	19	17	19	24	NP
	5	3	3	5	5	9	15	11	13	14	15	17	24
	7	NP	6	18	12	14	17	14	14	16	20	24	NR
	6	3	3	8	8	9	14	11	9	12	18	18	NP

NP = No Poll

INDIVIDUAL RECORDS (NCAA TOURNAMENT)

CAREER RECORDS

POINTS

1) Cindy Schofield	9	1999-2002
Jez Ratliff	9	2001-03
3) Camie Bybee	8	2001-03
4) Leah Gallegos	7	2002-03
5) Amber Tollefson	7	2000-03

GOALS

1) Camie Bybee	4	2001-03
2) Cindy Schofield	3	1999-2002
3) Amber Tollefson	2	2000-03
Leah Gallegos	2	2002-03

ASSISTS

1) Jez Ratliff	5	2001-03
2) Cindy Schofield	3	1999-2002
Leah Gallegos	3	2002-03

GAME-WINNING GOALS

1) Leah Gallegos	2	2002-03
2) Julia Schnugg	1	2003
Camie Bybee	1	2001-03
Mrs Vik Edvardsen	1	1998-2001
Emma Breland	1	2000
Summer Corum	1	2000-02
Cindy Schofield	1	1999-2002
Jez Ratliff	1	2001-03

GAME-WINNING ASSISTS

1) Cindy Schofield	2	1999-2002
Leah Gallegos	2	2002-03
Amber Tollefson	2	2000-03

SHOTS

1) Leah Gallegos	32	2002-03
2) Camie Bybee	28	2001-03
3) Cindy Schofield	14	1999-2002

GOALKEEPING

WINS

1) Kerry York	4	2001-03
2) Joy McKenzie	3	2001-03
3) Sarah Crawford	1	1999-2000

SHUTOUTS

1) Kerry York	2	2001-03
2) Joy McKenzie	2	2001-03

SAVES

1) Sarah Crawford	20	1999-2000
Joy McKenzie	20	2001-03
3) Kerry York	9	2001-03

SINGLE TOURNAMENT RECORDS

POINTS

1) Cindy Schofield	6	2002
Leah Gallegos	6	2003
3) Amber Tollefson	5	2003

GOALS

1) Cindy Schofield	2	2002
Camie Bybee	2	2003
Leah Gallegos	2	2003
Kelly Rowland	2	2003

ASSISTS

1) Jez Ratliff	4	2003
2) Amber Tollefson	3	2003

SHUFFLE UP AND DEAL

The Tribe Was hit hard by key injuries in 2004 and that caused a lot of shuffling of the team's line-up. In 2004, the Seminoles played 20 games and started 16 different line-ups in that span. Only one player started every game at the same position for FSU in 2004 and that was defender Katie Beal who started all 20 games in the middle of the back line. She and Kelly Rowland had started next to one another in the center of the FSU defense before Rowland made a start at forward in the final game of 2004. That ended a streak dating back to last season of 21 consecutive games in which those two players have started next to one another in the middle of the Tribe defense. Fellow defender Marion Cagle started all 20 games in 2004 as well but she played both outside left and right back. Eighteen different Seminole players started at least one game and 11 have nine or more matches.



BEEN THERE, DONE THAT

The NCAA Tournament may officially started on a Thursday in Chapel Hill, NC but for FSU, they had been playing in the tournament for the last two months of the 2004 season. Eleven of FSU's last 17 games came against NCAA Tournament squads including seven of the last nine games. Since playing Florida September 10, the Tribe played NCAA Tournament teams back-to-back on one occasion, three straight times on one occasion and ended the season with four straight games versus tournament teams. Two of the last four teams FSU played went on to the Sweet 16 in the 2004 NCAA's.

THOSE TEAMS CAN PLAY

Florida State entered the 2004 tournament with a 5-4-2 record in its last 11 games and a 12-5-2 record overall, but the Seminoles did not enter postseason play with their heads hung low. Entering postseason play, the Tribe's five losses came against the No. 1 team in the nation (North Carolina), the team that won the ACC title (Virginia), the SEC Tournament Champions (Florida) and two teams (Duke and UCF) with a combined 29 wins between them. Overall, the five squads that defeated the Seminoles had a combined record of 85-21-8 for an amazing .780 winning percentage. Four of the five teams had 16 or more wins, two were conference champions and four of the five played for their conference title.

GAINING SEPERATION

After the 2002 season, Florida State had made huge strides among ACC teams and was third in the conference for total wins behind North Carolina and Clemson. The Seminoles sat six behind Clemson and one game ahead of Virginia. Since this current group of seniors came to Tallahassee, the numbers are even more impressive. Since 2001, only North Carolina has more overall wins than FSU and only one other ACC team is even within 10 games of the amount of victories FSU has registered.

Florida State has won 67 games in the four-year span. Only North Carolina has broken the 60-win plateau in that same stretch. On top of overall wins, the Tribe and UNC are the only two schools to play in two ACC Championship finals and a College Cup in that four-year span.

OVERALL WINS 2001-2004

North Carolina	91
FLORIDA STATE	67
Virginia	58
Clemson	51
Duke	46
Maryland	44
Wake Forest	42
NC State	34

THE ACC DID THAT ONCE, JUST ONCE

People around the country may not realize just how amazing Seminole defender Kelly Rowland is but ACC coaches know how good the sophomore is and they showed it when they named her an All-ACC second team selection. Rowland was the only defender in the entire conference to garner either All-ACC first or second team and she is the first player in the conference's 18 year history to be the sole defender picked for an All-ACC honor in any given year. At least two defenders have been named All-ACC every year before Rowland in 2004. Although she wasn't named the ACC's defensive player of the year, she sure seems to be the coaches' pick as the conference's top defender.

SHE'S A KEEPER

Seminole keeper Joy McKenzie was named the ACC's top goalkeeper when the coaches named her the sole goalie on the All-ACC first team. McKenzie is the first FSU keeper to be named All-ACC first team in school history. Melissa Juhl was named All-ACC second team in 1996 and that was the last time an FSU goalkeeper received any recognition from the ACC. The senior is 12-5-2 with a 1.09 GAA and six shutouts. McKenzie now owns the two lowest single season GAA's in program history, two of the top four single seasons as far as shutouts go and two of the top five seasons for victories as well. McKenzie's 1.09 career GAA is also easily the tops in program history.

CAL-OKLA CONNEC-

Admittedly it isn't as catchy as the "Cali Connection" that Julia Schnugg and Leah Gallegos formed up top in 2003 but Schnugg and Jez Ratliff have something going this season when it comes to offensive production. They don't play next to each other, at least not most of the time, but Schnugg and Ratliff are carrying the offensive load with Gallegos sidelined. Ratliff and Schnugg have scored 13 of the team's 29 goals (45%), they have five of the team's 12 game-winning goals (42%), they combined for 31 of the squads 84 points (34%) and they even have six assists (19%).



ELITE COMPANY

Florida State's win over Miami set a new school record for ACC wins in a season at five but what the victory also meant was that FSU finished at .500 or above for the fourth straight year in the conference and the Tribe finished in the top four of the ACC for the fourth straight year as well. That translated into an exemption from playing a first round game on a campus site. The five wins in one year is amazing when you consider FSU had five wins in its first six years of ACC play. With North Carolina's win over Duke, the Tribe finished third in the ACC. That would make FSU and North Carolina the only two ACC teams to finish fourth or higher in each of the last four regular seasons. Since ACC soccer expanded to seven teams in 1994, only two teams outside of North Carolina and now Florida State have ever finished in the top four of the ACC for four straight years.

FOUR YEARS IN THE TOP FOUR

Duke	1994-1997
Clemson	1998-2001
Clemson	2000-2003
Florida State	2001-2004

*excluding North Carolina

2-0 THE WORST LEAD?

While FSU was unable to advance in the ACC Tournament the Tribe did show a lot of guts coming back from a 2-0 deficit in the second half. It was the first time the Tribe came back to at least tie a game when trailing 2-0 since 2002 when the Seminoles fell behind Wake Forest 2-0 only to tie the game 2-2 but lost in the 109th minute of overtime. The last time FSU trailed 2-0 and staged a comeback that didn't result in a loss was 2001 when Duke went up 2-0 and FSU tied the game and then won the match in OT in the 102nd minute. Those are the only two instances since 1999 when the Seminoles came back from 2-0 down to at least tie the game at one point. The equalizing goal in this year's comeback in the ACC quarterfinals was courtesy of Kelly Rowland, which shouldn't have been much of a surprise. Rowland has now scored four career ACC Tournament goals, which is the most in Seminole history despite the fact she has only played for two seasons. Last season, she and Heather O'Reilly tied for the tournament lead in goals scored.

MISS YOU, MISS YOU

The Florida State players would never use an injured player as an excuse for the team not performing the way they would like but that doesn't mean the Tribe did not suffer the effects of not having 2003 consensus All-American Leah Gallegos. The Seminoles scored just 29 goals in 2004 for an average of 1.45 goals per game. That is the fewest goals scored and the lowest goals scored per game in team history. You can't help but think that Gallegos' single-season record setting 18 goals are missed. If you add those 18 goals to the 25 FSU has without Gallegos' four, the Tribe would be at 53, which is the third-most goals in single season history. Last year through 19 games, the Seminoles entered the NCAA Tournament with 48 goals and an average of 2.29 goals per game. That team entered the postseason with an 13-7-1 record. It is an amazing testament to the 2004 squad that they not only have a better record than last year's squad but they have done it scoring 19 fewer goals, which is a goal per game less than last season.

ON THE OTHER HAND

While the FSU offense has struggled at times to score goals, the reason the Tribe registered the best regular season in school history is the defense and goalkeeping. Florida State came within one goal of tying the record of the 2003 squad for the fewest regular season goals allowed in team history and they set a new record for the fewest goals ever allowed in a season. Even more impressive was the amount of shutouts the Seminoles recorded. The eight regular season shutouts posted by this defense is a new regular season record at FSU. The all-time single season record for shutouts is nine and that was set by the 2003 team.

FEWEST GOALS SCORED

2004 - 29 goals
1997 - 30 goals
1995 - 32 goals
1998 - 35 goals
1999 - 36 goals
2000 - 45 goals
2002 - 46 goals
1996 - 51 goals
2001 - 55 goals
2003 - 60 goals

FEWEST GOALS ALLOWED

2004 - 21 goals
2003 - 28 goals
2000 - 31 goals
1996 - 35 goals
2002 - 37 goals
1999 - 39 goals
2001 - 40 goals
1998 - 43 goals
1997 - 48 goals
1995 - 61 goals

POLL LOT OF DIFFERENCE



18

24

24

2004 GOALS & ASSISTS

Arizona State (W 3-2)

- 1-1 Camie Bybee (Rowland)
- 2-1 Julia Schnugg (Gallegos/Bybee)
- 3-1 Julia Schnugg (Rowland)

USC (W 2-1)

- 1-1 Katie Beal
- 2-1 Jez Ratliff (Gallegos/McDowell)

Georgia (W 1-0)

- 1-0 Jez Ratliff (Gallegos/Rowland)

Florida (L 1-2)

- 1-0 Jez Ratliff (Gallegos/Rowland)

Stetson (W 1-0)

- 1-0 Leah Gallegos (Beal)

Jacksonville (W 5-0)

- 1-0 Jez Ratliff (Samokishyn)
- 2-0 Leah Gallegos (McDowell/Schnugg)
- 3-0 Sarah Rosseau (Rowland, Ratliff)
- 4-0 Alli Ferreri (Peltzer)
- 5-0 Toby Ranck (Bybee)

Clemson (W 2-1)

- 1-0 Leah Gallegos
- 2-0 Julia Schnugg (Bybee)

FIU (W 1-0)

- 1-0 Kelly Rowland (Schnugg/Sizemore)

Virginia (L 1-0)

Duke (L2-0)

USF (W 2-0)

- 1-0 Rachel McDowell (Rowland/Schnugg)
- 2-0 Katie Beal (Rivera)

Wake Forest (W 1-0)

- 1-0 Julia Schnugg (Rowland)

Virginia Tech (W 1-0)

- 1-0 Jez Ratliff (Samokishyn/Ranck)

Maryland (T1-1)

- 1-0 Julia Schnugg (Ratliff)

NC State (W 3-2)

- 1-0 Kelly Rowland (Gianeskis)
- 2-0 Julia Schnugg (Ranck)
- 3-1 Jez Ratliff

Miami (W 1-0)

- 1-0 India Trotter

North Carolina (L4-0)

UCF (L3-2)

- 1-0 Own Goal
- 2-0 Julia Schnugg

Clemson (T2-2)

- 1-2 Teresa Rivera (marion Cagle)
- 2-2 Kelly Rowland (Melissa Samokishyn)

Boston College (T 0-0)

*Game winner

PAINT BY NUMBERS

2004 In Review

Overall Record	12-5-3
ACC Record/Finish	5-3-1/3rd
NCAA Tournament	First Round
Home Record	10-4-0
Away Record	2-1-1
Neutral Site	0-0-2

Final Rankings

NSCAA	NR
SoccerBuzz	24
SoccerTimes	17
Soccer America	24

University Information

Location	Tallahassee, FL
Founded	1851
Symbol	Seminoles
Colors	Garnet & Gold
Enrollment	37,328
President	T.K. Wetherell
Director of Athletics	Dave Hart
Sr. Assoc. AD	Kim Record
Affiliation	NCAA Div 1
Conference	Atlantic Coast

Numerology

12,422	Record Attendance in 2002
1603	Single Game Attendance Record
637:34	Record Shutout Streak (2003)
446	Record shots taken (2003)
194	Record shots on goal (2003)
169	Wins in Baker's Career
164	Most Corners in a Season (2002)
111	Wins in Program History
91	Fewest Corners Allowed (2002)
91	Wins when FSU scores first
83	Victories in state of Florida
80	Baker's wins at Florida State
63	All-Time home wins
56	All-Time shutouts
52	Wins in one goal games
50	Shutout Victories
48	All-Time road wins
13.5	McKenzie's Career Record Wins
18	Gallegos' record for goals (season)
18	ACC wins since 2000
13.5	McKenzie's Career Record Shutouts
10	FSU's record for home wins (2004)
9	NCAA Tournament Wins
7	2003 recruiting class rank
7	Record for fewest losses (2002)
5	Record ACC goals allowed (2003)
5	Tollefson's record for GWA (2002)
5	Top 10 crowds in 2002
2	Final SE Region Ranking
1.09	McKenzie's Career GAA Record
.900	Record road win pct (2002)
.675	All-Time best win pct. (2004)

TOUGH TO ADJUST

Adjusting to life in the ACC is tough for a freshman and that has been the case for FSU's eight rookies in 2004. While seven of the eight have played in games and four made starts, **this is the first freshman class in FSU history to not record a single goal and their seven total points are 11 points fewer than the lowest total turned in by any first-year class in school history.** Last year's freshmen recorded 15 goals and 23 assists for 53 points. That was the highest total since the inaugural season in 1995 when 17 freshmen combined to score 25 goals and record 14 assists. The fewest goals ever scored by a freshman class was seven in 1997. There are a lot of reasons for this year's class not being as productive as others. First, there were 10 starters returning from last year's final four team, making it hard for these rookies to break into the mix. Second, a lot of these players have had to fill in at positions they are not accustomed to due to FSU injuries. This class has shown signs of life though. **More than half of the group's points came in the last nine games and that is about the same time the 2003 freshmen really started to heat up as a collective.** That class recorded six of its goals and four of its assists in the postseason alone versus the toughest competition, which goes to show that the adjustment for some young players can take a full season or beyond.

FRESHMAN NUMBERS

YEAR	#	GLS	ASST	PTS
1995	17	25	14	64
1996	6	17	14	48
1997	7	7	14	18
1998	4	11	3	25
1999	12	8	4	20
2000	9	18	16	52
2001	8	15	13	43
2002	7	13	11	37
2003	5	15	23	53
2004	8	0	7	7



RESPECT

In one afternoon the Florida State soccer program wiped out eight years of history. Florida State garnered four All-ACC honors matching the total All-ACC honorees the program received in its first eight years of existence. Florida State garnered two first team selections, equaling a program high, and two second team selections, which matches the total second team picks in school history. **Only Virginia received more All-ACC team selections than FSU, who also outdistanced North Carolina, which had three players named All-ACC.**

Senior goalkeeper Joy McKenzie was named the conference's top keeper as she was the only net minder named All-ACC first team. She was joined on the first team by midfielder India Trotter who received the first All-ACC honors of her career. Kelly Rowland was named to the ACC's second team. While the sophomore was not named defensive player of the year, she was the only defender to garner All-ACC honors. Sophomore Julia Schnugg was FSU's other All-ACC recipient picking up second team honors as well. Libby Ganeskis was named the Tribe's only All-ACC freshman team player and she and Rowland were the only two defenders to receive any All-ACC accolades on any of the three teams. League coaches obviously felt highly about the FSU defense, which not only received two honorees in Rowland and Ganeskis but keeper McKenzie and defensive midfielder Trotter who were also recognized.



CLOSE TO THE VEST

What else is new? Another game, another razor thin outcome. **The Tribe played 20 games in 2004 and 13 were one-goal affairs and don't forget that three of those 20 games were ties versus Maryland, BC and Clemson. Of FSU's 12 wins, 10 came in one-goal games.** That means 16 of FSU's 20 games were either one-goal affairs or ties. Playing close games is nothing new for FSU. Before 1999 FSU played 25 one-goal games and posted an overall record of 31-44. Since then, the Seminoles have played in 54 one-goal games and posted an overall record of 80-46. The Tribe has learned how to win the close games. **Before 1999, the Seminoles were 11-14 in one goal games for a .440 winning percentage. After 1999 that number jumped to 41-23 for a winning percentage of .641.** This is the fourth time in FSU history the Tribe has played double digit one-goal games. **Every year except for one in which Florida State has played in 10 or more one-goal games, that Seminole team has advanced to at least the Sweet 16 of the NCAA Tournament (2000, 2002, 2003) because in the tournament, you better win close games.**

NOBODY SAID IT WOULD BE EASY (2004 BEST RECORD EVER)

From day one of the 2004 season the Seminoles knew how hard it was going to be to repeat the success of the 2003 squad. For so many reasons, very few teams outside of UNC make it back to the College Cup and FSU found out that it is a tough feat to repeat. Despite the trials and tribulations of the 2004 season you shouldn't forget that **despite missing Leah Gallegos and Camie Bybee for half a season each, the Seminoles set a new regular season record for highest winning percentage.** The Seminoles finished the regular season with a .675 winning percentage, which is the best in team history. **The last five Seminole soccer teams have finished with a winning percentage of .639 or better. Florida State finished with a winning percentage above .639 just one in the five years before 1999.** Of those five teams, the team with the lowest regular season winning percentage (.639) was the 2003 team that went to the College Cup. The team with the previous record for highest winning percentage was the only team of those five not to make it to the sweet 16.

FSU YEAR-BY-YEAR

2004	12-5-1	.675
2003	11-6-1	.639
2002	11-5-3	.658
2001	13-6-0	.684
2000	12-6-1	.658
1999	9-9-1	.500
1998	7-10-3	.425
1997	8-11-0	.421
1996	12-6-1	.658
1995	4-13-1	.250

WATCH YOUR BACK IN THE BACK

Kelly Rowland admires her fellow center back Katie Beal for good reason. Beal has had a stellar career at FSU. She has garnered All-American honors but even she knows her protege is going to pass her when it comes to offensive records. **Beal entered 2004 as the most prolific scorer in FSU history when it comes to defenders but in less than two seasons, Rowland has already passed her.** With Rowland's equalizer against Clemson in the ACC Tournament, the sophomore notched her 29th point, a new career record at FSU for a defender. Rowland is now all alone in second behind all-time great Kristin Boyce when it comes to goals (11-9). Beal still holds a lead in all-time assists by a defender but Rowland is just one away from tying that record as well (12-11). **Rowland has the most points by a defender, the second-most goals and the second-most assists despite playing 38 fewer games than Boyce and 40 fewer games than Beal.** Her nine career goals and 11 career assists trail only striker Julia Schnugg who has 12 goals and 13 assists in her career among sophomores. In fact, **only Gallegos and Schnugg have more goals and points than Rowland out side of the 2004 senior class.**



	Rowland	Beal	Boyce
Gms	45	85	84
Goals	9	8	11
Assts	11	12	5
Pts	29	28	27

THE LAST TIME FSU...

won an ACC road game	Miami 1-0 10/20/2004
won an ACC home game	Virginia Tech 1-0 10/10/03
won an ACC Tourney game	Maryland 7-2 11/8/2001
won an NCAA Tourney game	Florida 2-1 11/28/2003
won NCAA Tourney road game	Florida 2-1 11/28/2003
hosted an NCAA Tourney game	Auburn 2-1 2OT 11/16/2003
scored 4+ goals	Jacksonville 5-0 9/14/2004
scored three goals	NC State 3-2 10/17/2004
scored two goals	Clemson 2-2 11/3/04
scored one goal	Miami 1-0 10/20/2004
was shutout	BC 0-0 11/12/2004
recorded a shutout	BC 0-0 11/12/2004
allowed one goal	Maryland 1-1 10/13/2004
allowed two goals	Clemson 2-2 11/3/04
allowed three goals	UCF 2-3 10/28/04
allowed four or more goals	UNC 4-0 10/22/2004
lost a home game	UCF 2-3 10/28/04
lost a non-conference home game	UCF 2-3 10/28/04
lost a non-conference game	UCF 2-3 10/28/04
went to overtime	BC 0-0 11/12/2004
lost an overtime game	Wake Forest 3-2 10/12/2002
staged a comeback win	USC 2-1 8/29/04

RECORD WHEN FSU...

	All-Time	Baker	2004
plays at home	63-30-5	48-15-3	10-4-0
plays away from home	48-51-10	31-26-7	2-1-3
plays during the day	55-47-3	32-18-2	5-0-1
plays at night	55-35-12	45-23-8	7-5-2
plays in Florida	82-38-6	62-19-4	11-4-1
plays outside of FL	28-43-9	15-22-6	1-1-2
is leading at the half	63-8-2	46-5-2	8-2-0
is tied at the half	36-21-9	26-12-6	3-1-2
is trailing at the half	9-52-3	6-18-3	1-2-1
scores first	91-13-5	63-6-3	10-2-1
opponent scores first	19-76-3	15-39-1	2-3-0
takes more shots	85-16-6	57-11-3	9-1-0
takes fewer shots	23-68-9	20-30-8	2-3-3
takes more corners	87-20-10	61-15-8	9-1-3
is in a one goal game	52-37-0	41-23-0	10-3-0
scores one goal	21-32-7	15-17-4	6-1-1
scores two goals	25-12-4	22-9-3	3-1-1
scores 3+ goals	66-3-0	42-1-0	3-0-0
shuts out its opponent	51-0-6	35-0-5	8-0-1
allows one goal	43-10-6	33-7-3	2-1-1
allows two goals	15-27-4	11-14-3	2-2-1
allows 3+ goals	2-51-0	1-24-0	0-2-0
goes to overtime	11-5-15	9-1-10	1-0-3
plays ranked opponents	24-64-5	22-35-5	2-4-3
plays an ACC team	24-50-9	21-24-7	5-3-2
plays an ACC road game	7-29-6	6-12-5	2-1-1
plays an ACC home game	13-20-1	11-9-1	3-2-0

ON THE VERGE

There are quite a few Seminoles entering the 2004 season on the verge of climbing the career record charts. We'll follow their progress all season and see who will make a run at Cindy Schofield's six career records.

POINTS

1) Cindy Schofield	102	1999-2002
2) Mrn Vik Edvardsen	75	1998-2001
3) Leah Gallegos	70	2002-04
4) Camie Bybee	69	2001-04
5) Jez Ratliff	64	2001-04
6) Amber Tollefson	51	2000-03

GOALS

1) Cindy Schofield	40	1999-2002
2) Leah Gallegos	28	2002-03
Mrn Vik Edvardsen	28	1998-2001
4) Camie Bybee	24	2001-03
5) Jez Ratliff	22	2001-04

ASSISTS

1) Amber Tollefson	25	2000-03
2) Cindy Schofield	22	1999-2002
3) Camie Bybee	21	2001-04
4) Jez Ratliff	20	2001-04
5) Mrn Vik Edvardsen	19	1998-2001

SHOTS ON GOAL

1) Cindy Schofield	111	1999-2002
2) Leah Gallegos	103	2002-04
3) Camie Bybee	92	2001-04
4) Jez Ratliff	60	2001-04
5) Mrn Vik Edvardsen	44	1998-2001

GAME-WINNING GOALS

1) Cindy Schofield	11	1999-2002
Leah Gallegos	11	2002-04
3) Jez Ratliff	8	2001-04
4) Camie Bybee	7	2001-04
4) Mrn Vik Edvardsen	6	1998-2001
Kelley Poole	6	1996
Amber Tollefson	6	2000-03

GAME-WINNING ASSISTS

1) Alex Osorio	11	1995-1998
2) Amber Tollefson	10	2000-03
3) Mrn Vik Edvardsen	9	1998-2001
4) Jez Ratliff	7	2001-04
5) Angela Bonafino	6	1996-1999
Leah Gallegos	6	2002-04
6) Kelly Rowland	5	2003-04

GOALKEEPING

WINS

1) Joy McKenzie	26	2001-04
Melissa Juhl	26	1995-1998
3) Kerry York	22	2001-04
4) Sarah Crawford	18	1999-2000

SHUTOUTS

1) Joy McKenzie	13.5	2001-03
2) Melissa Juhl	13	1995-1998
3) Jamie Gurtov	9	1996-1999
4) Kerry York	8	2001-03
5) Sarah Crawford	7.5	1999-2000

SAVES

1) Melissa Juhl	297	1995-1998
2) Sarah Crawford	204	1999-2000
3) Jamie Gurtov	176	1996-1999
4) Kerry York	170	2001-03
5) Joy McKenzie	146	2001-03

CAREER ACC RECORDS

CAREER ACC POINTS

1) Cindy Schofield	26
2) Amber Tollefson	17
Leah Gallegos	17
4) Jez Ratliff	16
4) Camie Bybee	13
6) Mrn Vik Edvardsen	12

CAREER ACC GOALS

1) Cindy Schofield	11
2) Leah Gallegos	6
Jez Ratliff	6
3) Amber Tollefson	5
Jill Ford	5

CAREER ACC ASSISTS

1) Amber Tollefson	7
2) Mrn Vik Edvardsen	6
Camie Bybee	6

CAREER ACC SHOTS

1) Cindy Schofield	45
2) Leah Gallegos	38
3) Camie Bybee	38
4) Jez Ratliff	26
Angela Bonaffino	25

CAREER ACC GWG

1) Jez Ratliff	3
Cindy Schofield	2
Leah Gallegos	2
Amber Tollefson	2
Kristin Boyce	2

GOALKEEPING

CAREER ACC WINS

1) Joy McKenzie	9
2) Kerry York	5
3) Ali Mims	2
Melissa Juhl	2
Sarah Crawford	2

CAREER ACC SHUTOUTS

1) Joy McKenzie	7
2) Kerry York	2
Sarah Crawford	2
4) Melissa Juhl	1
Jamie Gurtov	1

CAREER ACC SAVES

1) Melissa Juhl	95
2) Sarah Crawford	73
3) Jamie Gurtov	66
4) Joy McKenzie	60
5) Kerry York	39

SHUTOUT MINUTES IN ACC

1) Joy McKenzie	375:22
2) Sarah Crawford	231:23

2003 ROSTER

0	Ali Mims	GK	R-SO
1	Kerry York	GK	SR
2	India Trotter	MF	SO
3	Teresa Rivera	D	JR
4	Rachel McDowell	MF	SO
5	Jez Ratliff	MF	SR
6	Julia Schnugg	F	SO
7	Sarah Rosseau	MF	R-SO
8	Alli Ferreri	F	JR
9	Melissa Smaokishyn	MF	FR
10	Kelly Rowland	D	SO
11	Sage Sizemore	MF	FR
12	Libby Gianeski	D	FR
13	Leah Gallegos	F	JR
14	Armani Rice	MF	FR
15	Camie Bybee	MF	SR
16	Holly Peltzer	F	FR
17	Marion Cagle	D	SR
18	Joy McKenzie	GK	SR
20	Katie Beal	D	SR
22	Toby Ranck	MF	SO
23	Jordan Bryant	MF	FR
25	Colette Swensen	MF	SO
27	Helana Mastrogianis	MF	FR
28	Jessica Vaccaro	GK	FR

Head Coach: Patrick Baker
Asst. Coaches: Robin Confer
Rob Thompson
Rhonda Kelly

BY CLASS

Seniors (6): Kerry York, Jez Ratliff, Camie Bybee, Marion Cagle, Joy McKenzie, Katie Beal

Juniors (3): Teresa Rivera, Alli Ferreri, Leah Gallegos

Sophomores (8): Ali Mims, Julia Schnugg, Sarah Rosseau, Kelly Rowland, Rachel McDowell, Toby Ranck, Colette Swensen, India Trotter

Freshmen (8): Melissa Samokishyn, Sage Sizemore, Libby Gianeski, Armani Rice, Holly Peltzer, Jordan Bryant, Helana Mastrogianis, Jessica Vaccaro

BY POSITION

Forwards (4): Alli Ferreri, Leah Gallegos, Julia Schnugg, Holly Peltzer

Midfielders (11): Camie Bybee, Rachel McDowell, Jez Ratliff, Toby Ranck, Sarah Rosseau, India Trotter, Melissa Samokishyn, Sage Sizemore, Armani Rice, Jordan Bryant, Helana Mastrogianis

Defenders (6): Katie Beal, Marion Cagle, Teresa Rivera, Kelly Rowland, Libby Gianeski, Colette Swensen

Goalkeepers (4): Joy McKenzie, Ali Mims, Kerry York, Jessica Vaccaro

BY STATE

Florida (12): Jordan Bryant, Marion Cagle, Alli Ferreri, Libby Gianeski, Ali Mims, Holly Peltzer, Teresa Rivera, Sarah Rosseau, Sage Sizemore, Colette Swensen, India Trotter, Jessica Vaccaro
Pennsylvania (2): Toby Ranck, Kelly Rowland

California (2): Leah Gallegos, Julia Schnugg

Oklahoma (2): Camie Bybee, Jez Ratliff

Texas (1): Joy McKenzie


Colorado (3): Rachel McDowell, Melissa Samokishyn, Armani Rice

Maryland (1): Kerry York

Michigan (1): Helana Mastrogianis

Virginia (1): Katie Beal

2004 STARTS BY POSITION

<p>*McDowell (2) *Ranck (3) *Samokishyn (6) *Rosseau (5) *Rice (1) *Rivera (1) Ratliff (1)</p>	<p>Schnugg (18) Ferreri (1) Ratliff (1)</p>	<p>Rowland (1)</p> <p>Bybee (11) *McDowell (8) *Rosseau (1)</p> <p>Trotter (19) *Sizemore (1)</p>	<p>Gallegos (11) Ranck (6) Ferreri (2) Ratliff (1)</p>	<p>Ratliff (17) Schnugg (1) Rivera (1) Sizemore (1)</p>
<p>Rivera (15) *Gianeskis (3) *Samokishyn (6) Swensen (1)</p>	<p>Beal (20)</p>	<p>Rowland (19) *Gianeskis (1)</p>		<p>Cagle (20)</p>
		<p>McKenzie (19) Mims (1)</p>		

*New Starter



2004 Florida State Soccer Final Stats
FS Overall Team Statistics (as of Mar 29, 2005)
All games

Overall: 12-5-3 Conf: 5-3-1 Home: 10-4-0 Away: 2-1-1 Neut: 0-0-2

TEAM STATISTICS	FS	OPP
SHOT STATISTICS.....		
Goals-Shot attempts....	29-274	21-219
Goals scored average...	1.40	1.02
Shot pct.....	.106	.096
Shots on goal-Attempts.	122-274	94-219
SOG pct.....	.445	.429
Shots/Game.....	13.7	10.9
Assists.....	32	18
GOAL BREAKDOWN.....		
Total Goals.....	29	21
Penalty.....	1	0
Unassisted.....	6	6
Overtime.....	1	0
CORNER KICKS.....	129	73
Goals off corners.....	4	4
PENALTY KICKS.....	1-1	0-0
OFFSIDES.....	61	13
PENALTIES.....		
Fouls.....	154	227
Yellow cards.....	6	12
Red cards.....	0	1
ATTENDANCE.....		
Total.....	11171	3123
Dates/Avg Per Date.....	14/798	4/781
Neutral Site #/Aug.....	2/616	

GOALS BY PERIOD	1st	2nd	OT	OT2	Total
FS.....	15	13	1	0	29
Opponents.....	6	15	0	0	21

CORNER KICKS BY PRD	1st	2nd	OT	OT2	Total
FS.....	51	71	3	4	129
Opponents.....	29	42	2	0	73

SHOTS BY PERIOD	1st	2nd	OT	OT2	Total
FS.....	119	147	4	4	274
Opponents.....	92	118	4	5	219

FOULS BY PERIOD	1st	2nd	OT	OT2	Total
FS.....	79	70	5	0	154
Opponents.....	107	109	6	5	227

SAVES BY PERIOD	1st	2nd	OT	OT2	Total
FS.....	29	40	3	1	73
Opponents.....	36	54	2	1	93

OFFSIDES BY PERIOD	1st	2nd	OT	OT2	Total
FS.....	24	36	0	1	61
Opponents.....	7	6	0	0	13

2004 Florida State Soccer Final Stats
FS Overall Individual Statistics (as of Mar 29, 2005)
All games

Overall: 12-5-3 Conf: 5-3-1 Home: 10-4-0 Away: 2-1-1 Neut: 0-0-2

		-----SHOTS-----															
##	Name	GP-GS	G	A	Pts	Sh	Shot%	SOG	SOG%	YC-RC	GW	PK-ATT	FG	OT	HAT	GTG	Foul
6	Julia Schnugg	20-19	7	3	17	53	.132	27	.509	1-0	3	0-0	2	0	0	0	0
5	Jez Ratliff	20-20	6	2	14	28	.214	14	.500	0-0	5	0-0	4	0	0	0	2
10	Kelly Rowland	20-20	3	7	13	39	.077	14	.359	2-0	1	0-0	2	0	0	1	3
13	Leah Gallegos	11-11	3	4	10	24	.125	11	.458	0-0	1	0-0	2	1	0	0	0
20	Katie Beal	20-20	2	1	5	21	.095	9	.429	2-0	0	1-1	0	0	0	0	1
15	Camie Bybee	15-11	1	3	5	22	.045	12	.545	0-0	0	0-0	0	0	0	0	1
22	Toby Ranck	20-9	1	2	4	10	.100	3	.300	0-0	0	0-0	0	0	0	0	0
4	Rachel McDowell	16-10	1	2	4	10	.100	6	.600	0-0	1	0-0	1	0	0	0	0
3	Teresa Rivera	20-17	1	1	3	2	.500	1	.500	0-0	0	0-0	0	0	0	0	1
9	Melissa Samokishyn	17-7	0	3	3	4	.000	3	.750	0-0	0	0-0	0	0	0	0	0
2	India Trotter	20-19	1	0	2	29	.034	11	.379	0-0	1	0-0	1	0	0	0	2
7	Sarah Rosseau	15-6	1	0	2	10	.100	2	.200	0-0	0	0-0	0	0	0	0	0
8	Alli Ferreri	16-3	1	0	2	7	.143	3	.429	0-0	0	0-0	0	0	0	0	0
16	Holly Peltzer	13-0	0	1	1	7	.000	3	.429	0-0	0	0-0	0	0	0	0	0
12	Libby Gianskies	19-4	0	1	1	2	.000	1	.500	0-0	0	0-0	0	0	0	0	0
17	Marion Cagle	20-20	0	1	1	1	.000	0	.000	1-0	0	0-0	0	0	0	0	4
11	Sage Sizemore	10-2	0	1	1	0	.000	0	.000	0-0	0	0-0	0	0	0	0	0
14	Armani Rice	16-1	0	0	0	5	.000	1	.200	0-0	0	0-0	0	0	0	0	0
29	Janet Burke	1-0	0	0	0	0	.000	0	.000	0-0	0	0-0	0	0	0	0	0
27	Helena Mastroginias	1-0	0	0	0	0	.000	0	.000	0-0	0	0-0	0	0	0	0	0
25	Colette Swensen	3-1	0	0	0	0	.000	0	.000	0-0	0	0-0	0	0	0	0	0
23	Jordan Bryant	1-0	0	0	0	0	.000	0	.000	0-0	0	0-0	0	0	0	0	0
Total.....		20	29	32	90	274	.106	122	.445	6-0	12	1-1	13	1	0	1	154
Opponents.....		20	21	18	60	219	.096	94	.429	12-1	5	0-0	6	0	0	1	227

		---GOAL AVERAGE---			---SAVES---		---RECORD---			Shots	
##	Name	GP-GS	Minutes	GA	Avg	Saves	Pct	W	L	T	Sho Faced
0	Ali Mims	3-1	135:00	0	0.00	5	1.000	1	0	0	0 11
18	Joy McKenzie	20-19	1726:03	21	1.09	68	.764	11	5	2	6 209
TM Team			0:00	0	0.00	0	.000	0	0	0	3 0
Total.....		20	1861:03	21	1.02	73	.777	12	5	2	9 220
Opponents.....		20	1861:03	29	1.40	93	.762	5	12	2	4 270

Team saves: 0

GOALS BY PERIOD	1st	2nd	OT	OT2	Total
FS.....	15	13	1	0	- 29
Opponents.....	6	15	0	0	- 21
SHOTS BY PERIOD	1st	2nd	OT	OT2	Total
FS.....	119	147	4	4	- 274
Opponents.....	92	118	4	5	- 219
SAVES BY PERIOD	1st	2nd	OT	OT2	Total
FS.....	29	40	3	1	- 73
Opponents.....	36	54	2	1	- 93

CORNER KICKS BY PRD	1st	2nd	OT	OT2	Total
FS.....	51	71	3	4	- 129
Opponents.....	29	42	2	0	- 73

FOULS BY PERIOD	1st	2nd	OT	OT2	Total
FS.....	79	70	5	0	- 154
Opponents.....	107	109	6	5	- 227

ATTENDANCE SUMMARY	FS	OPP
Total.....	11171	3123
Dates/Avg Per Date.....	14/798	4/781
Neutral Site #/Avg.....	2/616	

2004 Florida State Soccer Final Stats
FS Category Leaders (as of Mar 29, 2005)
All games

##	POINTS	GP	G	A	Pts	Shots
6	Julia Schnugg	20	7	3	17	53
5	Jez Ratliff	20	6	2	14	28
10	Kelly Rowland	20	3	7	13	39
13	Leah Gallegos	11	3	4	10	24
20	Katie Beal	20	2	1	5	21
15	Camie Bybee	15	1	3	5	22
22	Toby Ranck	20	1	2	4	10
4	Rachel McDowell	16	1	2	4	10
3	Teresa Rivera	20	1	1	3	2
9	Melissa Samokishyn	17	0	3	3	4

##	GOALS	GP	G	A	Pts	Shots
6	Julia Schnugg	20	7	3	17	53
5	Jez Ratliff	20	6	2	14	28
13	Leah Gallegos	11	3	4	10	24
10	Kelly Rowland	20	3	7	13	39
20	Katie Beal	20	2	1	5	21
2	India Trotter	20	1	0	2	29
7	Sarah Rosseau	15	1	0	2	10
3	Teresa Rivera	20	1	1	3	2
4	Rachel McDowell	16	1	2	4	10
22	Toby Ranck	20	1	2	4	10

##	GAME WINNING GOALS	GP	GWG
5	Jez Ratliff	20	5
6	Julia Schnugg	20	3
2	India Trotter	20	1
13	Leah Gallegos	11	1
4	Rachel McDowell	16	1
10	Kelly Rowland	20	1

##	ASSISTS	GP	G	A	Pts	Shots
10	Kelly Rowland	20	3	7	13	39
13	Leah Gallegos	11	3	4	10	24
6	Julia Schnugg	20	7	3	17	53
15	Camie Bybee	15	1	3	5	22
9	Melissa Samokishyn	17	0	3	3	4
4	Rachel McDowell	16	1	2	4	10
22	Toby Ranck	20	1	2	4	10
5	Jez Ratliff	20	6	2	14	28
17	Marion Cagle	20	0	1	1	1
20	Katie Beal	20	2	1	5	21

##	SHOTS	GP	G	A	Sh	Shot%
6	Julia Schnugg	20	7	3	53	.132
10	Kelly Rowland	20	3	7	39	.077
2	India Trotter	20	1	0	29	.034
5	Jez Ratliff	20	6	2	28	.214
13	Leah Gallegos	11	3	4	24	.125
15	Camie Bybee	15	1	3	22	.045
20	Katie Beal	20	2	1	21	.095
4	Rachel McDowell	16	1	2	10	.100
22	Toby Ranck	20	1	2	10	.100
7	Sarah Rosseau	15	1	0	10	.100

##	SHOT PCT	GP	G	A	Sh	Shot%
3	Teresa Rivera	20	1	1	2	.500
5	Jez Ratliff	20	6	2	28	.214
8	Alli Ferreri	16	1	0	7	.143
6	Julia Schnugg	20	7	3	53	.132
13	Leah Gallegos	11	3	4	24	.125
4	Rachel McDowell	16	1	2	10	.100
7	Sarah Rosseau	15	1	0	10	.100
22	Toby Ranck	20	1	2	10	.100
20	Katie Beal	20	2	1	21	.095
10	Kelly Rowland	20	3	7	39	.077

##	SHOTS ON GOAL	GP	G	A	Sh	SOG	SOG%
6	Julia Schnugg	20	7	3	53	27	.509
10	Kelly Rowland	20	3	7	39	14	.359
5	Jez Ratliff	20	6	2	28	14	.500
15	Camie Bybee	15	1	3	22	12	.545
2	India Trotter	20	1	0	29	11	.379
13	Leah Gallegos	11	3	4	24	11	.458
20	Katie Beal	20	2	1	21	9	.429
4	Rachel McDowell	16	1	2	10	6	.600
22	Toby Ranck	20	1	2	10	3	.300
8	Alli Ferreri	16	1	0	7	3	.429

##	SOG PCT	GP	G	A	Sh	SOG	SOG%
9	Melissa Samokishyn	17	0	3	4	3	.750
4	Rachel McDowell	16	1	2	10	6	.600
15	Camie Bybee	15	1	3	22	12	.545
6	Julia Schnugg	20	7	3	53	27	.509
5	Jez Ratliff	20	6	2	28	14	.500
3	Teresa Rivera	20	1	1	2	1	.500
12	Libby Gianceskis	19	0	1	2	1	.500
13	Leah Gallegos	11	3	4	24	11	.458
20	Katie Beal	20	2	1	21	9	.429
8	Alli Ferreri	16	1	0	7	3	.429

##	CAUTIONS	GP	YC
10	Kelly Rowland	20	2
20	Katie Beal	20	2
17	Marion Cagle	20	1
3	Teresa Rivera	20	0
2	India Trotter	20	0
TM	Team	20	0
5	Jez Ratliff	20	0
15	Camie Bybee	15	0

2004 Florida State Soccer Final Stats
FS Game Results (as of Mar 29, 2005)
All games

Date	Opponent	Score	Overall	Conf	Attend	Goals scored [Goalie]
* Aug 27, 2004	#14 ARIZONA STATE	W 3-2	1- 0- 0	0- 0- 0	1247	Camie Bybee (Kelly Rowland) [#18] Julia Schnugg (Leah Gallegos;Camie Bybee) Julia Schnugg (Kelly Rowland)
* Aug 29, 2004	USC	W 2-1	2- 0- 0	0- 0- 0	993	Katie Beal (penalty kick) [#18] Jez Ratliff (Leah Gallegos;Rachel McDowell)
Sep 03, 2004	GEORGIA	W 1-0	3- 0- 0	0- 0- 0	430	Jez Ratliff (Leah Gallegos;Kelly Rowland) [#18]
Sep 10, 2004	#6 FLORIDA	1-2 L	3- 1- 0	0- 0- 0	1018	Jez Ratliff (Kelly Rowland;Leah Gallegos) [#18]
Sep 12, 2004	STETSON	W 1-0 OT	4- 1- 0	0- 0- 0	445	Leah Gallegos (Katie Beal) [#18]
Sep 14, 2004	JACKSONVILLE	W 5-0	5- 1- 0	0- 0- 0	209	Jez Ratliff (Melissa Samokishyn) [#18] Leah Gallegos (Rachel McDowell;Julia Schnugg) Sarah Rosseau (Kelly Rowland;Jez Ratliff) Alli Ferreri (Holly Peltzer) Toby Ranck (Camie Bybee)
* Sep 17, 2004	#7 CLEMSON	W 2-1	6- 1- 0	1- 0- 0	1023	Leah Gallegos (unassisted) [#18] Julia Schnugg (Camie Bybee)
Sep 19, 2004	FIU	W 1-0	7- 1- 0	1- 0- 0	400	Kelly Rowland (Sage Sizemore;Julia Schnugg) [#18]
* Sep 24, 2004	#3 VIRGINIA	0-1 L	7- 2- 0	1- 1- 0	1307	- [#18]
* Oct 01, 2004	at #14 DUKE	0-2 L	7- 3- 0	1- 2- 0	1500	- [#18]
Oct 05, 2004	USF	W 2-0	8- 3- 0	1- 2- 0	456	Rachel McDowell (Kelly Rowland;Julia Schnugg) [#0] Katie Beal (Teresa Rivera)
* Oct 08, 2004	#22 WAKE FOREST	W 1-0	9- 3- 0	2- 2- 0	1005	Julia Schnugg (Kelly Rowland) [#18]
* Oct 10, 2004	VIRGINIA TECH	W 1-0	10- 3- 0	3- 2- 0	558	Jez Ratliff (Melissa Samokishyn;Toby Ranck) [#18]
* Oct 13, 2004	at #23 Maryland	1-1 T02	10- 3- 1	3- 2- 1	526	Julia Schnugg (Jez Ratliff) [#18]
* Oct 17, 2004	at NC State	W 3-2	11- 3- 1	4- 2- 1	640	Kelly Rowland (Libby Ganeskis) [#18] Julia Schnugg (Toby Ranck) Jez Ratliff (unassisted)
* Oct 19, 2004	at Miami	W 1-0	12- 3- 1	5- 2- 1	457	India Trotter (unassisted) [#18]
* Oct 22, 2004	#1 NORTH CAROLINA	0-4 L	12- 4- 1	5- 3- 1	1504	- [#18]
Oct 28, 2004	UCF	2-3 L	12- 5- 1	5- 3- 1	576	Team (unassisted) [#18] Julia Schnugg (unassisted)
Nov 03, 2004	us #22 Clemson	2-2 T02	12- 5- 2	5- 3- 1	1232	Teresa Rivera (Marion Cagle) [#18] Kelly Rowland (Melissa Samokishyn)
Nov 12, 2004	us BC	0-0 T02	12- 5- 3	5- 3- 1		- [#]

TEAM RECORD W-L-T

Overall: 12- 5- 3
Conference: 5- 3- 1
Home: 10- 4- 0
Away: 2- 1- 1
Neutral: 0- 0- 2
Overtime: 1- 0- 3

ATTEND	Dates	Total	Average
Total:	20	15526	776
Home:	14	11171	798
Away:	4	3123	781
Neutral:	2	1232	616

2004 Florida State Soccer Final Stats
FS Combined Team Statistics (as of Mar 29, 2005)
All games

RECORD:	OVERALL	HOME	AWAY	NEUTRAL
ALL GAMES.....	(12- 5- 3)	(10- 4- 0)	(2- 1- 1)	(0- 0- 2)
CONFERENCE.....	(5- 3- 1)	(3- 2- 0)	(2- 1- 1)	(0- 0- 0)
NON-CONFERENCE.....	(7- 2- 2)	(7- 2- 0)	(0- 0- 0)	(0- 0- 2)

DATE	OPPONENT	W/L	SCORE	ATT	## PLAYER	GP	G	A	Pts	Sh	Shot%	SOG	SOG%	GW	PK-AT
*Aug 27	#14 ARIZONA STATE	W	3-2	1247	6 Julia Schnugg	20	7	3	17	53	.132	27	.509	3	0-0
*Aug 29	USC	W	2-1	993	5 Jez Ratliff	20	6	2	14	28	.214	14	.500	5	0-0
Sep 03	GEORGIA	W	1-0	430	10 Kelly Rowland	20	3	7	13	39	.077	14	.359	1	0-0
Sep 10	#6 FLORIDA	L	1-2	1018	13 Leah Gallegos	11	3	4	10	24	.125	11	.458	1	0-0
Sep 12	STETSON	W	OT 1-0	445	20 Katie Beal	20	2	1	5	21	.095	9	.429	0	1-1
Sep 14	JACKSONVILLE	W	5-0	209	15 Camie Bybee	15	1	3	5	22	.045	12	.545	0	0-0
*Sep 17	#7 CLEMSON	W	2-1	1023	22 Toby Ranck	20	1	2	4	10	.100	3	.300	0	0-0
Sep 19	FIU	W	1-0	400	4 Rachel McDowell	16	1	2	4	10	.100	6	.600	1	0-0
*Sep 24	#3 VIRGINIA	L	0-1	1307	3 Teresa Rivera	20	1	1	3	2	.500	1	.500	0	0-0
*Oct 01	at #14 DUKE	L	0-2	1500	9 Melissa Samokishyn	17	0	3	3	4	.000	3	.750	0	0-0
Oct 05	USF	W	2-0	456	2 India Trotter	20	1	0	2	29	.034	11	.379	1	0-0
*Oct 08	#22 WAKE FOREST	W	1-0	1005	7 Sarah Rosseau	15	1	0	2	10	.100	2	.200	0	0-0
*Oct 10	VIRGINIA TECH	W	1-0	558	8 Alli Ferreri	16	1	0	2	7	.143	3	.429	0	0-0
*Oct 13	at #23 Maryland	T	02 1-1	526	16 Holly Peltzer	13	0	1	1	7	.000	3	.429	0	0-0
*Oct 17	at NC State	W	3-2	640	12 Libby Ganeskie	19	0	1	1	2	.000	1	.500	0	0-0
*Oct 19	at Miami	W	1-0	457	17 Marion Cagle	20	0	1	1	1	.000	0	.000	0	0-0
*Oct 22	#1 NORTH CAROLINA	L	0-4	1504	11 Sage Sizemore	10	0	1	1	0	.000	0	.000	0	0-0
Oct 28	UCF	L	2-3	576	14 Armani Rice	16	0	0	0	5	.000	1	.200	0	0-0
Nov 03	us #22 Clemson	T	02 2-2	1232	29 Janet Burke	1	0	0	0	0	.000	0	.000	0	0-0
Nov 12	us BC	T	02 0-0	-	27 Helena Mastroginias	1	0	0	0	0	.000	0	.000	0	0-0
					25 Colette Swensen	3	0	0	0	0	.000	0	.000	0	0-0
					23 Jordan Bryant	1	0	0	0	0	.000	0	.000	0	0-0
					Total.....	20	29	32	90	274	.106	122	.445	12	1-1
					Opponents.....	20	21	18	60	219	.096	94	.429	5	0-0

TEAM STATISTICS **FS** **OPP**

SHOT STATISTICS.....		
Goals-Shot attempts....	29-274	21-219
Goals scored average....	1.40	1.02
Shot pct.....	.106	.096
Shots on goal-Attempts..	122-274	94-219
SOG pct.....	.445	.429
Shots/Game.....	13.7	10.9
Assists.....	32	18
GOAL BREAKDOWN.....		
Total Goals.....	29	21
Penalty.....	1	0
Unassisted.....	6	6
Overtime.....	1	0
CORNER KICKS.....	129	73
Goals off corners.....	4	4
PENALTY KICKS.....	1-1	0-0
OFFSIDES.....	61	13
PENALTIES.....		
Fouls.....	154	227
Yellow cards.....	6	12
Red cards.....	0	1
ATTENDANCE.....		
Total.....	11171	3123
Dates/Avg Per Date.....	14/798	4/781
Neutral Site #/Avg.....	2/616	

## GOALTENDERS	!-GOAL AVERAGE-!				!-SAVES-!			
	GP	Minutes	GA	Avg	Su	Pct	W	L
0 Ali Mims	3	135:00	0	0.00	5	1.000	1	0
18 Joy McKenzie	20	1726:03	21	1.09	68	.764	11	5
Total.....	20	1861:03	21	1.02	73	.777	12	5
Opponents.....	20	1861:03	29	1.40	93	.762	5	12

GOALS BY PERIOD	1st	2nd	OT	OT2	Total
FS.....	15	13	1	0	29
Opponents.....	6	15	0	0	21

SHOTS BY PERIOD	1st	2nd	OT	OT2	Total
FS.....	119	147	4	4	274
Opponents.....	92	118	4	5	219

SAVES BY PERIOD	1st	2nd	OT	OT2	Total
FS.....	29	40	3	1	73
Opponents.....	36	54	2	1	93

CORNER KICKS BY PRD	1st	2nd	OT	OT2	Total
FS.....	51	71	3	4	129
Opponents.....	29	42	2	0	73

FOULS BY PERIOD	1st	2nd	OT	OT2	Total
FS.....	79	70	5	0	154
Opponents.....	107	109	6	5	227